SANDVIK Coromant

Herramientas rotativas

FRESADO
TALADRADO
ROSCADO CON MACHO
MANDRINADO
ESCARIADO
ADAPTADORES DE HERRAMIENTAS ROTATIVAS

2015

Permítanos presentarle nuestra nueva oferta de catálogos

En sus manos se encuentra una edición de nuestros catálogos más recientes. En ellos encontrará una serie de características nuevas. Descubra qué hay de nuevo a continuación.

Novedades

Hay tres volúmenes: Herramientas rotativas, Herramientas de torneado y Piezas de repuesto.
Los catálogos incluyen 35 000 productos estándar lanzados antes del 2015.

Herramientas rotativas – Fresado, Taladrado, Roscado, Mandrinado, Escariado, Adaptadores para herramientas rotativas

Herramientas de torneado – Torneado general, Tronzado y ranurado, Torneado de roscas, Herramientas multifunción, Sistemas portaherramientas y Adaptadores para herramientas de torneado

Piezas de repuesto - Todas las piezas de repuesto están incluidas en una publicación independiente.



Estructura del catálogo

Las áreas de aplicación y las operaciones, más que las gamas de productos, son la base de la nueva estructura de presentación de nuestros productos. Utilice las páginas de introducción y de información general de los productos del catálogo para encontrar su área de interés y ahí verá una referencia que le llevará a la página de pedido del producto.

Para hacerle la vida más fácil, hemos desarrollado un nuevo estándar

ISO 13399 es un estándar internacional que simplificará el intercambio de datos para herramientas de corte. Por ello, notará una ligera diferencia en los parámetros y descripciones de cada herramienta. Por primera vez en la historia disponemos de una forma normalizada para describir los datos de producto relativos a herramientas de corte disponibles. Cuando todas las herramientas de la industria comparten los mismos parámetros y definiciones, la comunicación de la información de las herramientas entre distintos sistemas de software pasa a ser un proceso muy sencillo.

ISO 13399

¿Qué significa esto para usted?

Básicamente, quiere decir que sus sistemas y los nuestros podrán comunicarse sin ningún tipo de barrera gracias a que compartirán un mismo idioma. Descárguese la información de producto de nuestra página web y utilícela directamente en su software CAD/ CAM para montar las herramientas que utiliza en su producción. No necesitará buscar información en catálogos ni interpretar datos para pasar de un sistema a otro. ¡Imagine cuánto tiempo ahorrará!

Herramientas rotativas

Contenido del Catálogo de herramientas rotativas

Fresado 3
Taladrado 6
Roscado 7
Mandrinado 8
Escariado 9
Adaptadores de herramientas rotativas 10
Accesorios 13
Información general 14

Resumen gráfico de nuestros sistemas

Herramientas de planeado 15
Herramientas de fresado en escuadra 16
Herramientas de fresado de perfiles 16
Herramientas de fresado de roscas 17
Herramientas de fresado de disco 17
Herramientas de fresado de ranuras 17
Herramientas de fresado de chaflanes 18
Herramientas de fresado de engranajes 18
Herramientas de fresado integrales 19
Taladrado 21
Roscado 21
Mandrinado 21
Escariado 21

Introducción

Coromant Capto® 22
Coromant EH 23
Tecnología Wiper 24
iLock™ 24
Silent Tools 25

Índice alfanumérico Q37

FRESADO J

Introducción
CoroMill® 345 J1
CoroMill® 245 J2
CoroMill® 357 J3
CoroMill® 360 J4
CoroMill® 419 J5
CoroMill® 210 J6
CoroMill® 365 J7
CoroMill® S-60 J8
AUTO J9
CoroMill® 490 J10
CoroMill® 390 J11
CoroMill® 690 J12
CoroMill® Century J13
CoroMill® 790 J14
CoroMill® 331 J15
CoroMill® 300 J18
CoroMill® 200 J19
CoroMill® 600 J20
CoroMill® 216 J21
CoroMill® 216F J22
CoroMill® 325 J23
CoroMill® 327 J24
CoroMill® 328 J25
CoroMill® 329 J26
CoroMill® 495 J27
CoroMill® 170 J28
CoroMill® 176 J28
CoroMill® 161 J29
CoroMill® 162 J29

Cómo elegir su herramienta de fresado J30
Información general sobre herramientas J31

Herramientas de planeado

Plaquita CoroMill® 345 para fresado J43
Fresa de planear CoroMill® 345 J45
Plaquita CoroMill® 245 para fresado J51
Fresa de planeado CoroMill® 245 J54
Plaquita CoroMill® 357 para fresado J59
Fresa CoroMill® 357 para planeado J60
Plaquita CoroMill® 360 para fresado J61
Fresa de planear CoroMill® 360 J62
Plaquita CoroMill® 419 para fresado J67
Fresa CoroMill® 419 para planeado J68
Plaquita CoroMill® 210 para fresado J71
Fresa de planear CoroMill® 210 J72
Plaquita CoroMill® 365 para fresado J77
Fresa de planear CoroMill® 365 J79
Plaquita para fresado CoroMill® S-60 J83
Fresa de planear CoroMill® S-60 J84
Plaquita para fresado en desbaste Auto J85
Fresa de planear en desbaste Auto J86
Plaquita AUTO AF para fresado J88
Fresa de planear ajustable Auto AF J89
Plaquita Modulmill® para fresado J92
Plaquita para mandrinado de cilindros Auto J95
Plaquita para fresado J96

Continuación ...

Herramientas de fresado en escuadra

Plaquita CoroMill® 490 para fresado J97
Fresa de escuadrar CoroMill® 490 J100
Plaquita CoroMill® 390 para fresado J112
Fresa de escuadrar CoroMill® 390 J120
Fresa de escuadrar CoroMill® 390 antivibratoria J142
Plaquita CoroMill® 690 para fresado J144
Fresa de escuadrar CoroMill® 690 J145
Plaquita CoroMill® Century para fresado J149
Fresa de escuadrar CoroMill® Century J152
Plaquita para fresado CoroMill® 790 J157
Fresa de escuadrar CoroMill® 790 J159
Plaquita AUTO FS para fresado J165
Fresa para escuadrar Auto FS J166
Fresa de escuadrar U-Max® J169

Herramientas de fresado de disco

Plaquita CoroMill® 331 para cajeado J170
Plaquita CoroMill® 331 de tres cortes y planeado J174
Fresa de disco ajustable CoroMill® 331 de tres cortes y planeado J175
Fresa de disco CoroMill® 331 de tres cortes y planeado J185
Fresa de disco ajustable CoroMill® 331 de dos cortes dobles y planeado J188
Fresa de disco ajustable CoroMill® 331 de dos cortes dobles y planeado inverso J194
Fresa de disco CoroMill® 331 de dos cortes dobles y planeado J198

Herramientas de fresado de perfiles

Plaquita CoroMill® 300 para fresado J200
Fresa de planear CoroMill® 300 J205
Plaquita CoroMill® 200 para fresado J217
Fresa de planear CoroMill® 200 J222
Plaquita CoroMill® 600 para fresado J227
Fresa de planear CoroMill® 600 J228
Plaquita de punta esférica CoroMill® 216 J230
Fresa de punta esférica CoroMill® 216 para fresado J233
Plaquita de punta esférica CoroMill® 216F J240
Fresa de punta esférica CoroMill® 216F para fresado J241

Herramientas de fresado de roscas

Plaquitas para fresado de roscas CoroMill® 325 J243
Fresa para roscado con cabezal giratorio CoroMill® 325 J245
Plaquita CoroMill® 328 para fresado de roscas J247
Cabeza de metal duro integral CoroMill® 327 para fresado de roscas J248

Herramientas de fresado de ranuras

Plaquita CoroMill® 328 para fresado de ranuras J252
Fresa de ranurado CoroMill® 328 J254
Plaquita CoroCut® de 1 y 2 filos para tronzado J257
Fresa de ranurado CoroMill® 329 J258
Cabeza de metal duro integral CoroMill® 327 para ranurado J260

Herramientas de fresado de chaflanes

Plaquita CoroMill® 495 para fresado J266
Fresa para fresado de chaflanes CoroMill® 495 J267
Cabeza de metal duro integral CoroMill® 327 para achaflanado J271

Herramientas de fresado de engranajes

Plaquita CoroMill® 170 para fresado de engranajes J272
Plaquita CoroMill® 176 para fresado de engranajes J274
Plaquita CoroCut® XS para perfilado J275
Fresa CoroMill® 161 para fresado de engranajes J276
Fresa CoroMill® 162 para fresado de engranajes J278

Herramienta multifunción para fresar y tornear

Herramienta multifunción CoroPlex™ MT para fresado y torneado J279

Herramientas de fresado integrales

Introducción
CoroMill® Plura J280
CoroMill® 316 J281
CoroMill® 326 J282

Información general sobre herramientas J283

Herramientas de fresado en escuadra
Fresa de metal duro integral CoroMill® Plura para planeado en escuadra J324
Cabeza integral CoroMill® 316 para fresado en escuadra J408

Herramientas de fresado de perfiles
Fresa de metal duro integral de punta esférica CoroMill® Plura para ranurado J420
Fresa de metal duro integral y punta esférica cónica CoroMill® Plura J438
Cabeza de punta esférica y metal duro integral CoroMill® 316 para fresado de perfiles J447

Herramientas de planeado de gran avance
Fresa de ranurar de metal duro integral CoroMill® Plura para planeado J449
Cabeza de metal duro integral CoroMill® 316 para planeado J452

Herramientas de torno-fresado
Fresa de metal duro integral CoroMill® Plura para planeado en escuadra J454

Herramientas de fresado de chaflanes
Fresa de ranurar de metal duro integral CoroMill® Plura para achaflanado J455
Fresa de metal duro integral CoroMill® 326 para achaflanado J456
Fresa de metal duro integral CoroMill® Plura con perfil de cuarto de círculo J457
Cabeza de metal duro integral CoroMill® 316 para fresado de chaflanes J458
Cabeza de metal duro integral CoroMill® 316 con perfil de cuarto de círculo J460

Herramientas de fresado de roscas
Fresa de ranurar de metal duro integral CoroMill® 326 para fresado de roscas J461
Fresa de ranurar de metal duro integral CoroMill® Plura para fresado de roscas J465

Datos de corte

Datos de corte J474
Recomendaciones de avance J496

Descripciones de las calidades J508

Índice alfanumérico Q37

TALADRADO K

Introducción
CoroDrill® 870 K1
CoroDrill® 880 K2
Broca CoroDrill® 880 para grandes diámetros K3
CoroDrill® 881 K4
Herramienta de trepanado K5
CoroDrill® 860 K6
CoroDrill® Delta-C K7
CoroDrill® 861 K9
CoroDrill® 862 K10
CoroDrill® 460 K11
Coromant Delta® K12
CoroDrill® 452 K13

Cómo elegir la broca K15
Información general sobre herramientas K16

Brocas de punta intercambiable

Punta de broca CoroDrill® 870 K18
Broca de punta intercambiable CoroDrill® 870 K34

Brocas de plaquita intercambiable

Plaquita CoroDrill® 880 para taladrado K38
Broca de plaquita intercambiable CoroDrill® 880 K40
Manguito excéntrico K61
Plaquita para taladrado CoroDrill® 881 K62
Broca de plaquita intercambiable CoroDrill® 881 K63
Plaquita Coromant U para taladrado K69
Broca de plaquita intercambiable Coromant U K70
Plaquitas de trepanado K71
Herramienta de trepanado K72

Brocas integrales

Broca de metal duro integral CoroDrill® 860 K73
Broca de metal duro integral CoroDrill® Delta-C K102
Broca de metal duro integral bidiametral y achaflanada CoroDrill® 860 K107
Broca de metal duro integral CoroDrill® 861 K110
Broca de metal duro integral CoroDrill® 862 K116
Broca de metal duro integral CoroDrill® 460 K118
Broca de punta de metal duro soldado Coromant Delta K156
Broca sacamachos K160
Broca de metal duro integral CoroDrill® 452 K161
Escariador de metal duro integral CoroDrill® 452 K164

Avellanados

Herramienta de avellanado CoroDrill® 452 K165

Recomendaciones K166

Datos de corte

Datos de corte K170

Índice alfanumérico Q37

ROSCADO L

Introducción
CoroTap™ 100 L1
CoroTap™ 200 L2
CoroTap™ 300 L3
CoroTap™ 400 L4

Cómo elegir su macho L6
Información general sobre herramientas L8

Machos de roscar

Macho de corte CoroTap™ 100 con estrías rectas L29
Macho de corte CoroTap™ 200 con entrada corregida L60
Macho de corte CoroTap™ 300 con estría helicoidal L132

Machos de laminar

Macho de laminación CoroTap™ 400 L215

Información técnica L244
Recomendaciones de tamaño de agujero L247

Datos de corte

Datos de corte L253

Índice alfanumérico Q37

MANDRINADO M

Introducción
CoroBore® 820 M2
Duobore™ 821(D) M4
CoroBore® 820 XL M6
CoroBore® 824/391.37 A/B M8
CoroBore® 825(D) M10
CoroBore® 825(D) XL/CoroBore® 826(D) XL M12
CoroBore® 825 SL M14

Cómo se elige la herramienta de mandrinado M15
Información general sobre herramientas M22

Herramientas de mandrinado en desbaste

Kits
Herramienta de mandrinado en desbaste CoroBore® 820 M26

Accesorios
Juego de placa de apoyo para CoroBore® 820 M41
Tapa para CoroBore® 820 M42

Kits
Herramienta de mandrinado en desbaste DuoBore™ M43
Herramienta antivibratoria de mandrinado en desbaste DuoBore™ M48

Accesorios
Placa de apoyo para Duobore™ M59
Tapa para Duobore™ M60

Kits
Herramienta de mandrinado en desbaste CoroBore® 820 XL M61
Herramienta de mandrinado en desbaste CoroBore® 820 XL de peso ligero M66

Piezas
Coromant Capto® a CoroBore® 820, cuerpo de herramienta M31
Corredera para CoroBore® 820 M32
Coromant Capto® a Duobore™, cuerpo de herramienta M50
Corredera para DuoBore™ M52
Coromant Capto® a CoroBore® XL, cuerpo de herramienta M76
Eje a CoroBore® XL, cuerpo de herramienta de peso ligero M77
Eje a CoroBore® XL, puente M78
CoroBore® XL, extensión de puente M79
Corredera para CoroBore® XL M80
Cartucho para CoroBore® XL M81

Herramientas para mandrinado de precisión

CoroTurn® XS, barra de mandrinar para mandrinado M85
Coromant Capto® a adaptador CoroTurn® XS M86
Coromant EH para adaptador CoroTurn® XS M87
Barra de mandrinar con plaquita intercambiable para cabezas de mandrinado de precisión M88
Barra de mandrinar integral para cabeza de mandrinado de precisión M92
HSK a cabeza de mandrinado de precisión, adaptador M94
Coromant Capto® a cabeza de mandrinado de precisión, adaptador M93

Kits
Herramienta de mandrinado de precisión CoroBore® 825 M98
Herramienta de mandrinado de precisión CoroBore® 825 de peso ligero M102
Herramienta antivibratoria de mandrinado de precisión CoroBore® 825 M103
Herramienta de mandrinado de precisión CoroBore® 825 XL M104
Herramienta de mandrinado de precisión CoroBore® 826 XL M105
Herramienta de mandrinado de precisión CoroBore® 825 XL de peso ligero M106
Herramienta de mandrinado de precisión CoroBore® 826 XL de peso ligero M107
Herramienta antivibratoria de mandrinado de precisión CoroBore® 825 XL M110
Herramienta de mandrinado de precisión CoroBore® 826 XL antivibratoria M111
Herramienta de mandrinado de precisión CoroBore® 825 XL M112
Herramienta de mandrinado de precisión CoroBore® 826 XL M113

Continuación ...

Piezas

Coromant Capto® a CoroBore® 825, cuerpo de herramienta M116
Mango cilíndrico a CoroBore® 825, cuerpo de herramienta M118
Coromant EH a CoroBore® 825, cuerpo de herramienta M119
HSK a CoroBore® 825, cuerpo de herramienta M120
Coromant Capto® a CoroBore® 825, cuerpo de herramienta de peso ligero M121
Coromant Capto® a CoroBore® 825, cuerpo de herramienta antivibratorio M122
Coromant Capto® a CoroBore® XL, cuerpo de herramienta M123
Coromant Capto® a CoroBore® XL, cuerpo de herramienta de peso ligero M124
Coromant Capto® a CoroBore® XL, cuerpo de herramienta antivibratorio M125
Eje a CoroBore® XL, cuerpo de herramienta de peso ligero M126
Eje a CoroBore® XL, puente M127
CoroBore® XL, extensión de puente M128
Corredera para CoroBore® XL M129
Cabeza de mandrinado de precisión CoroBore® 825/826 M130
Cartucho para CoroBore® 825/826 M131
Contrapeso para CoroBore® XL M132

Herramientas para ranurado frontal

Coromant Capto® a CoroBore® 820, cuerpo de herramienta M133
Coromant Capto® a CoroBore® 825 SL, adaptador M134
Eje a CoroBore® 825 SL, adaptador M135

Unidad de mandrinado de precisión

Unidad de mandrinado de precisión M137
Cartucho para unidades de mandrinado de precisión M138

Adaptadores

Coromant Capto® a CoroBore® XL, adaptador M139
HSK a CoroBore® XL, adaptador M140
ISO 7388-1 a CoroBore® XL, adaptador M141
Adaptador de centraje M143

Consideraciones de aplicación

Montaje de herramientas y mantenimiento M144

Índice alfanumérico Q37

ESCARIADO N

Introducción

CoroReamer™ 830 N1
CoroReamer™ 435 N2
CoroReamer™ 835 N3

Cómo elegir su escariador N4

Escariadores

Cabeza de metal duro integral CoroReamer™ 830 para escariado N5
Mango cilíndrico a CoroReamer™ 830, adaptador N6
Escariador de metal duro integral CoroReamer™ 835 N7
Escariador de metal duro integral CoroReamer™ 435 N15

Datos de corte

Datos de corte N19

Índice alfanumérico Q37

ADAPTADORES DE HERRAMIENTAS ROTATIVAS O

Introducción
CoroChuck™ 930 O2
CoroChuck™ 970 O3
Adaptadores para centros de mecanizado O1

Cómo seleccionar un portaherramientas O4
Información general sobre herramientas O5

Adaptador del lado de la máquina Coromant Capto®

Adaptador de extensión Coromant Capto® O14
Coromant Capto® adaptador de reducción O15
Coromant Capto® a Coromant EH, adaptador O17
Coromant Capto® a CoroMill® 327, adaptador O42
Coromant Capto® a adaptador para árbol O23
Coromant Capto® a adaptador para árbol antivibratorio O29
Coromant Capto® a adaptador de eje de fresa de tres cortes y planear O32
Coromant Capto® a Weldon, adaptador O35
Coromant Capto® a ISO 9766, adaptador O39
Coromant Capto® a ISO 9766, adaptador ajustable O40
Coromant Capto® a adaptador Weldon/ ISO 9766 O41
Coromant Capto® a adaptador VL O34
Coromant Capto® a CoroChuck™ 930 O43
Coromant Capto® a CoroChuck™ 970 O54
Coromant Capto® a adaptador portapinzas de ajuste por contracción térmica O48
Coromant Capto® a mango cilíndrico con adaptador portapinzas de ajuste por contracción térmica iLock O49
Coromant Capto® a portapinzas ER O50
Coromant Capto® a adaptador portabrocas O53
Coromant Capto® a adaptador portamachos de cambio rápido O55
Coromant Capto® a portapinzas de goma flotante O56
Pieza en bruto de acero con acoplamiento Coromant Capto® O57

Adaptador del lado de la máquina HSK

HSK a Coromant Capto® , adaptador O58
HSK a Coromant EH, adaptador O61
HSK a eje, adaptador O63
HSK a eje, adaptador antivibratorio O67
HSK a adaptador VL O68
HSK a Weldon, adaptador O69
HSK a adaptador ISO 9766 O72
HSK a ISO 9766, adaptador ajustable O72
HSK a CoroChuck™ 930 O73
HSK a CoroChuck™ 970 O77
HSK a mango cilíndrico con adaptador portapinzas de ajuste por contracción térmica iLock O75
HSK a portapinzas ER O76
Pieza en bruto con acoplamiento HSK O78

Adaptador del lado de la máquina BIG-PLUS® ISO

BIG-PLUS® ISO a Coromant Capto® , adaptador O79
BIG-PLUS® ISO 7388.1 a Weldon/ISO 9766, adaptador O81
BIG-PLUS® ISO a CoroChuck™ 930 O82

Adaptador del lado de la máquina BIG-PLUS® MAS-BT

BIG-PLUS® MAS-BT a adaptador Coromant Capto® O85
BIG-PLUS® MAS-BT a adaptador de eje O87
BIG-PLUS® MAS-BT a adaptador Weldon/ ISO 9766 O89
BIG-PLUS® MAS-BT a CoroChuck™ 930 O90
BIG-PLUS® MAS-BT a portapinzas ER O92

Continuación ...

Adaptador del lado de la máquina BIG-PLUS® CAT-V

BIG-PLUS® CAT-V a Coromant Capto® , adaptador O93
BIG-PLUS® CAT-V a eje, adaptador O95
BIG-PLUS® CAT-V a Weldon/ISO 9766, adaptador O96
BIG-PLUS® CAT-V a CoroChuck™ 930 O97
BIG-PLUS® CAT-V a portapinzas ER O99

Adaptador del lado de la máquina ISO 7388-1

ISO 7388-1 a adaptador Coromant Capto® O100
ISO 7388-1 a Coromant EH, adaptador O101
ISO 7388-1 a eje, adaptador O102
ISO 7388-1 a adaptador de eje de fresa de tres cortes y planear O103
ISO 7388-1 a VL, adaptador O104
ISO 7388-1 a Weldon, adaptador O105
ISO 7388-1 a ISO 9766, adaptador O108
ISO 7388-1 a ISO 9766, adaptador ajustable O109
ISO 73888.1 a CoroChuck™ 930 O110
ISO 73888.1 a CoroChuck™ 970 O114
ISO 7388-1 a mango cilíndrico con adaptador portapinzas de ajuste por contracción térmica iLock O112
ISO 7388-1 a portapinzas ER O113

Adaptador del lado de la máquina MAS-BT

MAS-BT 403 a adaptador Coromant Capto® O115
MAS-BT 403 a Coromant EH, adaptador O117
MAS-BT 403 a adaptador de eje O118
MAS-BT 403 a adaptador de eje de fresa de tres cortes y planear O120
MAS-BT 403 a VL, adaptador O121
MAS-BT 403 a Weldon, adaptador O122
MAS-BT 403 a ISO 9766, adaptador O126
MAS-BT 403 a ISO 9766, adaptador ajustable O127
MAS-BT 403 a CoroChuck™ 930 O128
MAS-BT a CoroChuck™ 970 O133
MAS-BT 403 a mango cilíndrico con adaptador portapinzas de ajuste por contracción térmica iLock O130
MAS-BT 403 a portapinzas ER O131

Adaptador del lado de la máquina CAT-V

CAT-V a adaptador Coromant Capto® O134
CAT-V a CoroMill® EH, adaptador O136
CAT-V para adaptador de arbol O137
CAT-V a adaptador de eje de fresa de tres cortes y planear O138
CAT-V a Weldon, adaptador O140
CAT-V a ISO 9766, adaptador O143
CAT-V a ISO 9766, adaptador ajustable O144
CAT-V a VL, adaptador O139
CAT-V a CoroChuck™ 930 O145
CAT-V a CoroChuck™ 970 O149
CAT-V a mango cilíndrico con adaptador portapinzas de ajuste por contracción térmica iLock O147
CAT-V a portapinzas ER O148

Adaptador del lado de la máquina DIN 2080

DIN 2080 a Coromant Capto® , adaptador O150

Adaptador del lado de la máquina NMTB

NMTB a Coromant Capto® , adaptador O151

Adaptador del lado de la máquina, mango cilíndrico

Mango cilindrico para adaptador Cormant EH O153
Mango cilíndrico a CoroChuck™ 970 O160
Mango cilíndrico a portapinzas ER O159

Continuación ...

Adaptador del lado de la máquina mango Weldon

Weldon a CoroMill® 327, adaptador O161
Mango Weldon a CoroChuck™ 970 O163
Weldon a adaptador portamachos de cambio rápido O164

Adaptador del lado de la máquina Bridgeport

Bridgeport a Coromant EH, adaptador O165
Bridgeport a adaptador de eje O166

Adaptador del lado de la máquina DIN 2079

DIN 2079 a Coromant Capto® , adaptador O152

Adaptador del lado de la máquina ER

ER a adaptador Coromant EH O167
ER a adaptador CoroMill® 327 O169

Índice alfanumérico Q37

ACCESORIOS P

Coromant Capto®

Dispositivo P1
Carrito de herramientas para Coromant Capto® P2
Soporte de sobremesa P2
Cartuchos (alojamiento poligonal) P3
Mecanismo de bloqueo para cartuchos P4
Tubos de refrigerante P5
Unidades de control seguro P5
Tapón P6
Herramienta de equilibrado P6
Unidad de pre-medición P7
Calibres patrón P8
Herramienta de alineación P9

HSK

Dispositivo P10
Tubo de refrigerante P10

Cono

Tirante P11
Dispositivo P13
Tornillos centrales de montaje con agujero para el refrigerante P13

Manguitos y pinzas

Manguitos cilíndricos P14
Extractor para manguitos cilíndricos P19
Conjunto de manguito P19
Pinza Schaublin P20
Pinza ER para mangos de machos P28
Tuerca para pinzas ER P31
Discos de sellado para pinza ER P32
Pinzas de goma para mangos de machos P33

Anillos espaciadores

Anillos espaciadores P34

Placas de apoyo

Juego de placas de apoyo P35

Adaptador para portamachos

Adaptador de cambio rápido P36

Adaptadores

Corredera a broca, adaptador ajustable P41
VL P42

Llaves y llaves dinamométricas

Llave dinamométrica para unidades de sujeción manuales, cambio rápido P43
Llave dinamométrica para montajes modulares, sujeción por tornillo central P43
Juego de llave dinamométrica ER P44
Llave para boquilla integrada P44
CoroChuck™ 930 P44
Llave dinamométrica Torx Plus® P45

Cuerpo soporte

Cuerpo soporte P46

Índice alfanumérico Q37

INFORMACIÓN GENERAL Q

ISO 13399 Q1

Fórmulas generales Q4

Opciones Tailor Made Q5

Concepto Coromant para Reciclado (CRC) Q9

Información de seguridad Q10

Lista de referencia cruzada de materiales Q11

Claves de código
Fresa universal CoroMill® Q16
Plaquitas universales CoroMill® Q17
CoroMill® 327 Q18
CoroMill® 328 Q19
CoroMill® 325 Q20
CoroMill® 170 Q21
CoroMill® 176 Q22
CoroMill® Plura Q23
CoroMill® 316 Q26
Fresado de roscas CoroMill® Plura Q27
Conjuntos CoroBore® y Doubore™ Q28
CoroDrill® 870 Q29
Portaplaquitas Q30
Portaherramientas integrales Q31
CoroChuck™ 930 Q32
CoroChuck™ 970 Q33
Machos Q34

Información sobre el suministro de refrigerante Q35

Índice alfanumérico Q37

Herramientas de planeado



P M K N S H

CoroMill® 210 Página J6
Fresa de planeado y fresado axial

CoroMill® 345 Página J1
Fresa de planeado con ocho filos

CoroMill® 245 Página J2
Fresa de planeado con acción de corte positiva

CoroMill® 360 Página J4
Fresa de planear con diseño de cartucho

CoroMill® 365 Página J7
Herramienta de fresado rentable

CoroMill® 200 Página J19
Fresa de desbaste robusta y segura

CoroMill® 300 Página J18
Fresa de corte ligero

CoroMill® 357 Página J3
Fresa de varios filos para planeado en desbaste

P M K N S H

P M K N S H

CoroMill® 419 Página J5
Fresa de planeado de corte ligero

CoroMill® 600 Página J20
Fresado de álabes de alto rendimiento

CoroMill® S-60 Página J8
Fresa de planear de varios filos

Auto Desbaste – desbaste Página J9
Planeado-desbaste

Auto AF – acabado Página J9
Planeado-acabado

Herramientas de fresado en escuadra



P M K N S H

CoroMill® 490 Página J10
Fresa para fresado en escuadra de contornos precisos

CoroMill® 390 Página J11
Programa completo de fresas de ranurar, planear y filo largo

CoroMill® 690 Página J12
Fresa para ranurar de filo largo

CoroMill® Century Página J13
Fresa de planeado de corte ligero

CoroMill® 790 Página J14
Fresa para escuadrar

AUTO-FS Página J9
Fresado en escuadra-acabado

Fresa Coromant de filo largo para acabado Página J169

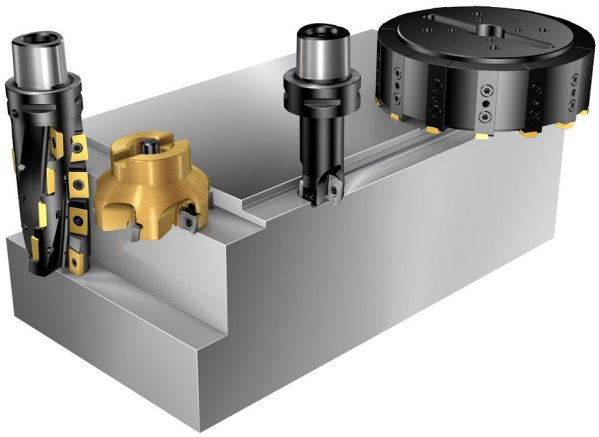

P M K N S H

Herramientas de fresado de perfiles

P M K N S H

CoroMill® 216 Página J21
Fresas para ranurar de punta esférica

CoroMill® 216F Página J22
Fresa de punta esférica para acabado

Herramientas de fresado de roscas



CoroMill® 325 Página J23
Fresa para el roscado por torbellino con cabezal giratorio

CoroMill® 328 Página J25
Fresa de plaquita intercambiable para ranurado y fresado de roscas

P M K N S

Herramientas de fresado de disco

CoroMill® 331 Página J15
Fresa de disco polivalente de gran precisión



P M K N S H

Herramientas de fresado de ranuras



CoroMill® 329 Página J26
Fresado de ranuras con capacidad de gran avance

CoroMill® 327 Página J24
Fresa de ranurado y fresado de roscas

P M K N S

Herramientas de fresado de chaflanes

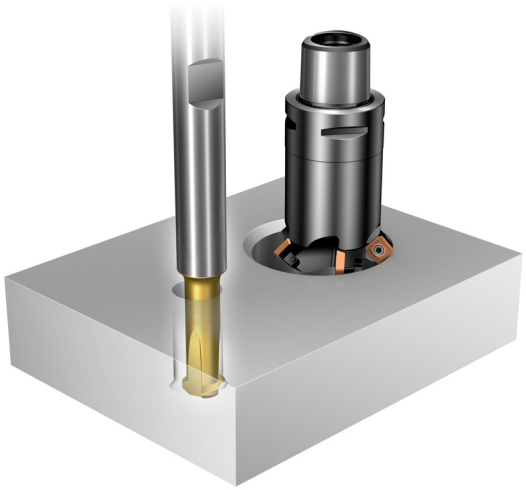

P M K N S

CoroMill® 495 Página J27
Fresa de fresado de chaflanes

CoroMill® 326 Página J282
Fresas integrales

Herramientas de fresado de engranajes

CoroMill® 170 Página J28
Fresado de engranajes en desbaste con precisión

CoroMill® 176 Página J28
Fresado de engranajes rentable



P



P

Fresas InvoMilling™

CoroMill® 161 Página J29

CoroMill® 162 Página J29

Herramientas de fresado integrales



Escuadrado

CoroMill® Plura Página J280
Amplia gama de fresas de ranurar integrales

CoroMill® 316 Página J281
Sistema modular - Coromant EH

P M K N S H

Fresado de perfiles

CoroMill® Plura Página J280

CoroMill® 316 Página J281

P M K N S H

Planeado con avance elevado

CoroMill® Plura Página J280

CoroMill® 316 Página J281

P M K S H

Herramientas de fresado integrales



Fresado de chaflanes

CoroMill® Plura Página J280

CoroMill® 316 Página J281

P M K N S H

Fresado de roscas

CoroMill® Plura Página J280

P M K N S H



Tornofresado

CoroMill® Plura Página J280

P M K S H

Taladrado



CoroDrill® 870 Página K1
Broca de punta intercambiable

CoroDrill® 880 Página K2
CoroDrill® 881 Página K4
Herramienta de trepanado Página K5
Broca de plaquita intercambiable

CoroDrill® 860 Página K6
CoroDrill® Delta-C Página K7
CoroDrill® 861 Página K9
CoroDrill® 862 Página K10
CoroDrill® 460 Página K11
Brocas integrales de metal duro

Coromant Delta Página K12
Brocas de metal duro soldado

CoroDrill® 452 Página K13
Escariadores, avellanadores y brocas de metal duro integral

Roscado

CoroTap™ 100 Página L1
Machos con estrías rectas

CoroTap™ 200 Página L2
Machos de entrada corregida

CoroTap™ 300 Página L3
Machos con estría helicoidal

CoroTap™ 400 Página L4
Machos de laminar





Mandrinado

CoroBore® 820 Página M2
Herramienta para mandrinado en desbaste, diseño con tres plaquitas

Duobore™ 821(D) Página M4
Herramienta para mandrinado en desbaste, diseño con dos plaquitas

CoroBore® 820 XL Página M6
Sistema de herramientas para mandrinado en desbaste - diseño de dos plaquitas

CoroBore® 824/391.37 A/B Página M8
CoroBore® 825 Página M10
CoroBore® 825 XL Página M12
Sistemas de mandrinado de precisión

CoroBore® 825 SL Página M14
Herramientas para ranurado frontal

Escariado

CoroReamer™ 830 Página N1
CoroReamer™ 435 Página N2
CoroReamer™ 835 Página N3
Escariador de metal duro integral

Coromant Capto®

Adaptador de herramienta

Tres sistemas en uno

Acoplamiento Coromant Capto®

- Alta transmisión del par
- Gran resistencia a la flexión
- Equilibrado y concéntrico
- Autocentrado



Cambio rápido

- Centros de torneado
- Tornos verticales

Portaherramientas accionados y unidades de sujeción Coromant Capto que reducen el tiempo de reglaje y de cambio de la herramienta para ofrecer un máximo aprovechamiento de la máquina.



Adaptadores de torreta: VDI, mango, CBI y CDI.

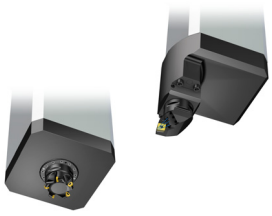

Husillo integrado

- Máquinas multitarea
- Tornos verticales
- Centros de mecanizado con opción de torneado

Coromant Capto integrado en el husillo aporta estabilidad y versatilidad.



Soluciones de sujeción: resorte neumático, resorte mecánico e hidráulico.

Sistema modular

- Centros de mecanizado
- Máquinas multitarea
- Tornos verticales

Los adaptadores del lado de la máquina Coromant Capto combinados con adaptadores de extensión y reducción permiten montar herramientas con diferentes longitudes y diseños, indistintamente del adaptador de la máquina.

Áreas de aplicación: torneado, fresado, taladrado y mandrinado.

Gama Coromant Capto®

El programa Coromant Capto incluye adaptadores del lado de la máquina, unidades de sujeción, portaherramientas, herramientas de corte integradas, adaptadores y adaptadores portapinzas.

- Tamaños C3–C10 (diámetro: 32–100 mm, 1.260–3.940 pulg.)
- Suministro de refrigerante interior para presiones de hasta 150 bar (2200 psi)



Sistema modular - Coromant EH

Flexibilidad de herramientas para diámetros reducidos



Centros de mecanizado grandes

Largo voladizo con estabilidad y holgura.

Centros de mecanizado pequeños y medianos

Cuando la línea de calibración es crítica.

Centros de mecanizado de medianos a grandes

Modularidad con Coromant Capto® en diferentes longitudes.

Centros de torneado con portaherramientas accionados

Longitud de calibración y diámetro de giro reducidos.

Acoplamiento EH

El acoplamiento EH se basa en un sistema de rosca de tornillo de autocentrado que proporciona un montaje seguro, estabilidad y resistencia. El acoplamiento cuenta con un tope físico que permite notar cuándo la cabeza está bien ajustada y ayuda a no sobrecargar la sujeción.



Tecnología Wiper

Plaquitas para una mayor productividad

Para unas velocidades de avance medio sin comprometer el acabado superficial

Es posible conseguir excelentes acabados superficiales con plaquitas estándar combinadas con una o más plaquitas Wiper. Las plaquitas Wiper trabajan mejor con alto avance por vuelta, fn, en fresas de gran diámetro con paso reducido y posibilidad de ajuste.

Es posible incrementar el avance por vuelta aprox. cuatro veces y seguir manteniendo una buena calidad superficial. Las plaquitas Wiper se pueden utilizar para fresar en la mayoría de materiales y generar una buena textura superficial, incluso en condiciones desfavorables.







iLock™

Sistema de sujeción

Prevención del movimiento de la plaquita para un rendimiento de mecanizado optimizado

Las herramientas con diseño iLock están provistas de un acoplamiento estriado o de raíl en el portaherramientas y las correspondientes ranuras en la plaquita para garantizar un bloqueo firme. De este modo se evita que las fuerzas de corte afecten a la posición de la herramienta. El resultado es un rendimiento optimizado que ofrece:

- Una gran precisión dimensional
- Una prolongada vida útil de la herramienta
- Un buen control de la viruta



Gama de productos

- Torneado general: CoroTurn TR
- Torneado de roscas: CoroThread 266
- Fresado: CoroMill Plura, CoroMill 172, CoroMill 176, CoroMill 690, CoroMill 600
- Taladrado: CoroDrill 818

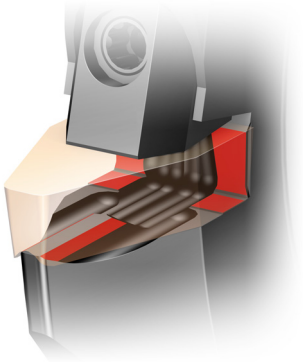

Silent Tools™

Adaptadores con un mecanismo antivibratorio

Los adaptadores antivibratorios Silent Tools minimizan las vibraciones a través de un amortiguador situado en el interior de la herramienta que aporta una buena productividad y tolerancias estrechas incluso con voladizos largos

- Torneado, fresado y mandrinado
- En operaciones con largos voladizos (3–14×D) o con tendencia a la vibración



CoroMill® 345

Fresa de planeado con ocho filos

Planeado de alta productividad

Consulte la página J45



Consulte la página J43

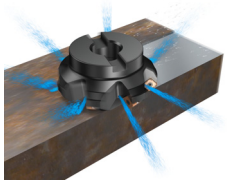

P M K S H

Área de aplicación ISO

Aplicación

- Planeado
- Desbaste a acabado

Cuerpos de fresa

- Gama de diámetros: 40-250 mm (1.500-10.000 pulg.)
- Profundidad de corte máx.: 6 mm (.236 pulg.)
- Acoplamientos: Coromant Capto® , mango cilíndrico, Weldon, en eje y eje CIS
- Protección de placa de apoyo
- Refrigerante interior hasta 125 mm (4.921 pulg.)

Plaquitas

- Tamaño de plaquita: 13
- Ocho filos de corte
- Wiper para materiales ISO P, ISO M e ISO K



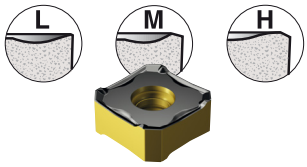

TECHNOLOGY Wiper

Consulte la página 24

Refrigeración interior

El suministro de refrigerante al alojamiento de cada plaquita ofrece una evacuación de la viruta y un rendimiento óptimos en materiales exigentes.

CoroMill® 245

Fresa de planeado con acción de corte positiva

Planeado general



Consulte la página J54



Consulte la página J51



P M K N S H

Área de aplicación ISO

Aplicación

- Planeado
- Desbaste a acabado

Cuerpos de fresa

- Gama de diámetros: 32-250 mm (1.250-10.000 pulg.)
- Acoplamientos: en eje, eje CIS, cilíndrico, whistle notch/Weldon

Plaquitas

- Cuatro filos de corte
- Calidades de metal duro, PCD, CBN y cerámica

Tamaño de plaquita 12
Profundidad de corte máx. 6 mm (.236 pulg.)

Tamaño de plaquita 18
Profundidad de corte máx. 10 mm (.394 pulg.)

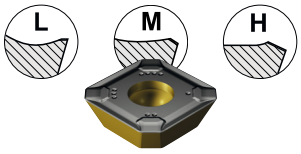

Acción de corte ligera

Plaquitas positivas de una cara colocadas para ofrecer una acción de corte suave y unas fuerzas de corte muy bajas.



SANDVIK Coromant

CoroMill® 357

Fresa de varios filos para planeado en desbaste

Desbaste y premecanizado de referencias en acero y fundición

Consulte la página J60

Consulte la página J59





P K

Área de aplicación ISO

Aplicación

- Planeado en desbaste
- Premecanizado de referencias

Cuerpos de fresa

- Gama de diámetros: 100-315 mm (4.000-10.000 pulg.)
- Profundidad de corte máx.: 10 mm (0.394 pulg.)
- Acoplamientos: en eje y eje CIS
- Con protección de placa de apoyo

Plaquitas

- Tamaño de plaquita: 24
- 10 filos de corte

M



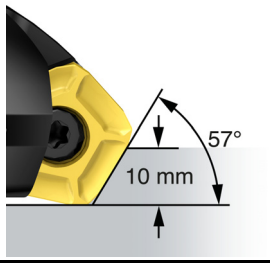

Sencillo cambio de la plaquita

No es necesario retirar el tornillo para cambiar y ajustar la plaquita



CoroMill® 360

Fresa de planear con diseño de cartucho

Planeado pesado

Consulte la página J62



Consulte la página J61



P M K

Área de aplicación ISO

Aplicación

- Planeado pesado

Cuerpos de fresa

- Gama de diámetros: 160-500 mm (6.000-20.000 pulg.)
- Profundidad de corte máx.: 13 o 18 mm (.512 o .709 pulg.)
- Acoplamientos: en eje y eje CIS
- Diseño de cartucho intercambiable – ambos tamaños de plaquita son adecuados para todos los cuerpos de fresa

Plaquitas

- Cuatro filos de corte
- Tamaño de plaquita 19 y 28

M

H



Cartuchos de plaquita estriados

Cartuchos de plaquita intercambiable con adaptadores estriados para un posicionamiento seguro y preciso y una manipulación sencilla de la plaquita. Cuña y cartucho independientes para el tamaño de plaquita correspondiente.

CoroMill® 419

Fresa de planeado de corte ligero

Fresa de planeado de gran avance con acción de corte positiva

Consulte la página J68

Consulte la página J67

Tailor Made

Consulte la página Q5

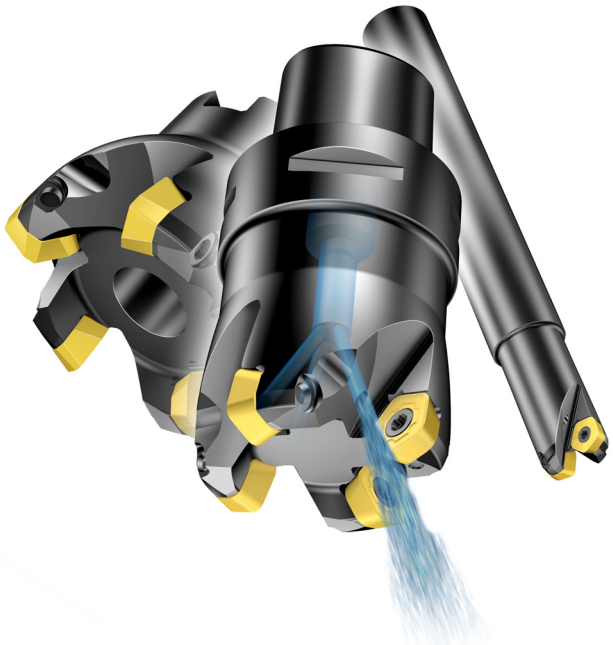



P M K S H

Área de aplicación ISO

Aplicación

- Planeado con gran avance
- Avance en rampa
- Interpolación helicoidal
- Desbaste

Cuerpos de fresa

- Gama de diámetros: 32-100 mm (1.250-4.000 pulg.)
- Profundidad de corte máx.: 2 mm (.079 pulg.)
- Acoplamientos: Coromant Capto® , mango cilíndrico y en eje
- El refrigerante interior en todas las fresas permite llevar a cabo un mecanizado eficiente con refrigerante y con aire comprimido

Plaquitas

- Tamaño de plaquita: 14
- Cinco filos de corte
- Plaquitas de radio y plaquitas con faceta paralela

L M H

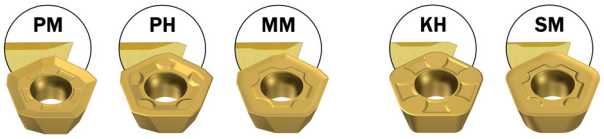

PM PH MM — Planeado

KH SM — Fresado de perfiles y planeado

Capacidad de gran avance de hasta 2 mm (.079 pulg.) por diente (f_z) y bajas fuerzas axiales con un ángulo de posición de 19 grados.

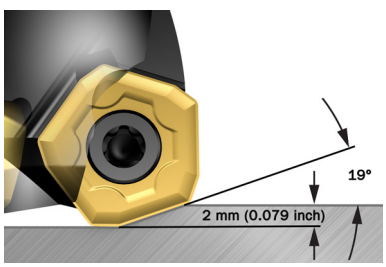

Plaquitas con cinco filos.



CoroMill® 210

Fresa de planeado y fresado axial

Desbaste de gran avance con un alto régimen de arranque de metal

Tailor Made

Consulte la página Q5



P M K S H

Área de aplicación ISO

Aplicación

- Planeado con gran avance
- Fresado axial
- Avance en rampa
- Interpolación helicoidal
- Desbaste

Cuerpos de fresa

- Gama de diámetros: 25-160 mm (1.000-6.000 pulg.)
- Profundidad de corte máx.: 1.2 mm (.047 pulg.) - tamaño de plaquita 09
- Profundidad de corte máx.: 2 mm (.079 pulg.) - tamaño de plaquita 14
- Acoplamientos: Coromant Capto® , mango cilíndrico, Weldon, en eje, eje CIS y acoplamiento roscado
- Refrigerante interior

Plaquitas

- Tamaños de plaquita: 09 y 14
- Cuatro filos de corte

Consulte la página J72

Consulte la página J71

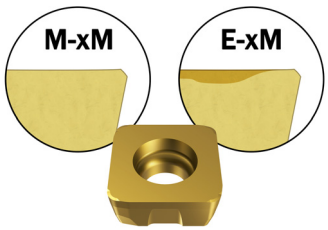

El ángulo de posición de 10° permite aplicar velocidades de avance muy elevadas en operaciones de planeado.

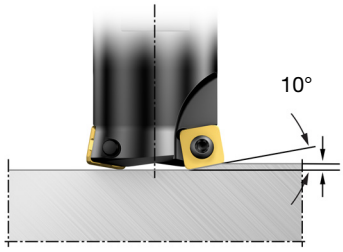

Máx. de 1.1 mm (.043 pulg.) de avance por diente (f_z) para plaquitas de tamaño 9 y 2 mm (.079 pulg.) de avance por diente (f_z) para plaquitas de tamaño 14.

SANDVIK Coromant

CoroMill® 365

Herramienta de fresado rentable

Planeado en fundición y acero

Consulte la página J79



Consulte la página J77



P K H

Área de aplicación ISO

Aplicación

- Planeado
- Desbaste y semiacabado

Cuerpos de fresa

- Gama de diámetros: 40-500 mm (1.500-10.000 pulg.)
- Profundidad de corte máx.: 6 mm (.236 pulg.)
- Acoplamientos: Coromant Capto® , en eje y eje CIS
- Sujeción por tornillo o cuña
- Refrigerante interior hasta 125 mm (4.921 pulg.)

Plaquitas

- Tamaño de plaquita: 15
- Ocho filos de corte
- Calidades de metal duro y cerámica



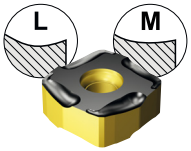

Sujeción de plaquita

El asiento de la punta está diseñado con un amplio soporte de la plaquita que proporciona una buena distribución de las fuerzas de corte.



CoroMill® S-60

Fresa de planear de varios filos

Planeado con un alto régimen de arranque de metal en fundición

Consulte la página J84

Consulte la página J83



K

Área de aplicación ISO

Aplicación

- Planeado
- Desbaste a acabado

Cuerpos de fresa

- Gama de diámetros 80-250 mm (3.150-10.000 pulg.)
- Profundidad de corte máx.: 6 mm (.236 pulg.)
- Acoplamiento en eje
- Opción de refrigerante interior, mediante tornillo central

Plaquitas

- Tamaño de plaquita: 09
- 12 filos de corte



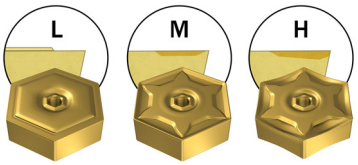

Alojamiento de plaquita wiper

Las plaquitas wiper deben colocarse en el alojamiento de plaquita marcado con un punto para conseguir un mejor acabado superficial.

AUTO Desbaste – desbaste

Fresa de planear de paso extra-reducido, pensada principalmente para operaciones de desbaste en componentes de fundición.

Consulte la página J86

Consulte la página J88

P K

Área de aplicación ISO

Auto AF – acabado

Fresa de planear ajustable para acabado en aplicaciones de fundición, que exigen acabados superficiales de gran calidad.

Consulte la página J89



Consulte la página J88

P K N

Área de aplicación ISO

Auto FS – acabado

Fresa de planear de alojamiento fijo, diseñada para aplicaciones de mecanizado en escuadra de fundición que requieren un excelente acabado superficial a velocidades de avance elevadas.

Consulte la página J166



Consulte la página J165

P K N

Área de aplicación ISO

	Auto Desbaste	Auto AF	Auto FS
Angulo	45°	75°	90°
Ángulo de desprendimiento	Negativo	Positivo	Negativo
Gama de diámetros:	125-500 mm (4.921-19.685 pulg.)	80-500 mm (3.150-19.685 pulg.)	125-500 mm (4.921-19.685 pulg.)
Profundidad de corte máx.	6 mm (.236 pulg.)	1 mm (.039 pulg.)	8.1 mm (.319 pulg.)
Tamaño de plaquita	12	12	12

CoroMill® 490

Fresa para fresado en escuadra de contornos precisos

Primera elección para fresado en escuadra repetido y general



Consulte la página J100



Consulte la página J97

Tailor Made

Consulte la página Q5



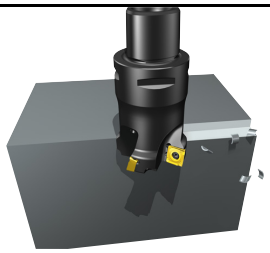

P M K N S H

Área de aplicación ISO

Aplicación

- Fresado en escuadra
- Fresado en escuadra repetido
- Interpolación circular
- Planeado
- Fresado de ranuras

Cuerpos de fresa

- Gama de diámetros: 20-250 mm (.750-10.000 pulg.)
- Profundidad de corte máx.: 5.5-10.0 mm (.217-.394 pulg.)
- Acoplamientos: Coromant Capto® , Coromant EH, mango cilíndrico, Weldon, eje HSK y eje CIS
- Mangos subdimensionados para fresas cilíndricas
- Versiones sobredimensionadas disponibles en fresas Coromant Capto® , en eje y Coromant EH
- Refrigerante interior hasta 125 mm (4.921 pulg.) de diámetro

Plaquitas

- Tamaño de plaquita: 08 y 14
- Cuatro filos de corte
- Gama de radios: 0.4-2.0 mm (.016-.079 pulg.)
- Calidades de metal duro, CBN y cerámica

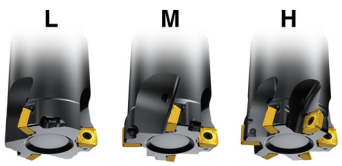



Precisión

Los filos de la plaquita sobresalen ligeramente para compensar la flexión. Gracias a esta geometría, durante el fresado en escuadra, se minimiza la distorsión angular y no se producen pasos perceptibles entre cada una de las pasadas repetidas.



CoroMill® 390

Programa completo de fresas de ranurar, planear y filo largo

Fresado en escuadra y mecanizado en rampa sin incidencias

Tailor Made

Consulte la página Q5



P M K N S H

Área de aplicación ISO

Aplicación

- Fresado en escuadra general
- Fresado en escuadra repetido
- Fresado en escuadra profundo
- Recanteado
- Mecanizado en rampa lineal y helicoidal
- Torno-fresado
- Fresado axial
- Fresado de ranuras
- Planeado
- Desbaste a acabado

Cuerpos de fresa

- Gama de diámetros: 12-200 mm (.500-8.000 pulg.)
- Gama de diámetros para fresas de filo largo: 32-200 mm (1.250-4.000 pulg.)
- Profundidad de corte máx.: 10-15.7 mm (.394-.618 pulg.)
- Profundidad de corte máx. para fresas de filo largo: 36-85 mm (1.417-3.346 pulg.)
- Acoplamientos: Coromant Capto® , Coromant EH, mango cilíndrico, eje, eje CIS, Weldon
- Versiones sobredimensionadas disponibles en fresas Coromant Capto® , en eje y Coromant EH
- Disponible con refrigerante interior
- Mangos subdimensionados en fresas cilíndricas

Consulte la página J120



Consulte la página J112

Plaquitas

- Tamaños de plaquita: 11, 17 y 18
- Dos filos de corte
- Gama de radios: 0.2-6.4 mm (.008-.252 pulg.)
- Calidades de metal duro y PCD



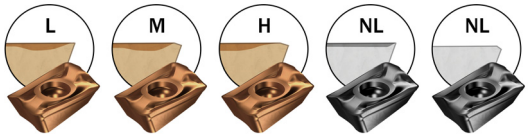



Radio de punta (RE)

Plaquita de tamaño 11: 0.2-3.1 mm (.008-.122 pulg.)
Plaquita de tamaño 17: 0.4-6.4 mm (.016-.252 pulg.)
Plaquita de tamaño 18: 0.8-6.4 mm (.031-.252 pulg.)



SilentTools®

Consulte la página 25

Adaptadores integrados Silent Tools que aumentan la productividad con largos voladizos

CoroMill® 690

Fresa para ranurar de filo largo

Fresado en escuadra profundo en titanio



iLock™ ingenious locking interface

Consulte la página 24

S

Área de aplicación ISO

Aplicación

- Fresado en escuadra
- Recanteado
- Fresado de ranuras

Consulte la página J145

Cuerpos de fresa

- Gama de diámetros: 40-100 mm (1.500-4.000 pulg.)
- Profundidad de corte máx.: 53-112 mm (2.087-4.409 pulg.)
- Acoplamientos: Coromant Capto® , HSK y en eje
- Versión sobredimensionada disponible
- Refrigerante interior

Plaquitas

- Tamaños de plaquita: 10 y 14
- Cuatro filos de corte
- Geometría -SL optimizada para titanio
- Radio de plaquita lateral 1.0 mm (.039 pulg.)
- Radio de plaquita del extremo 0.8-6.4 mm (.032-.252 pulg.)

Consulte la página J144

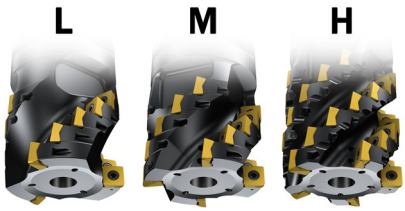

P-SL = Plaquita lateral (o periférica)
E-SL = Plaquita de extremo

Refrigeración interior

Boquillas para suministro de refrigerante de gran precisión a cada alojamiento de plaquita.



Alineación de la plaquita

La alineación de las plaquitas garantiza una rectitud dentro de 0.1 mm (.004 pulg.).



SANDVIK Coromant

CoroMill® Century

Fresa de planeado de corte ligero

Fresa de planear en materiales no férreos, fundición y acero templado



P K N S H

Área de aplicación ISO

Aplicación

- Planeado
- Fresado en escuadra
- Acabado

Tailor Made

Consulte la página Q5

Cuerpos de fresa

- Gama de diámetros: 40-200 mm (2.000-8.000 pulg.)
- Profundidad de corte máx.: 2-10 mm (.079-.394 pulg.)
- Acoplamientos: Coromant Capto® , HSK, en eje y eje CIS
- Refrigerante interior

Plaquitas

- Tamaño de plaquita: 11
- Uno o dos filos de corte
- Calidades de metal duro, PCD y CBN
- Amplia gama de radios de punta y chaflanes

M



Consulte la página J152



Consulte la página J149

Plaquitas de PCD y de metal duro



CB50 CB50



Wiper TECHNOLOGY

Opción de plaquita rascadora Wiper para acabado con avances elevados

Consulte la página 24

Microajuste

Microajuste de precisión de la plaquita con una horquilla de ajuste de 0.1 mm (.0039 pulg.) en la solución de cartucho.

Macroajuste

Macroajuste de la plaquita con una horquilla de ajuste de 1 mm (.039 pulg.).

Ajuste de la plaquita

El alojamiento estriado de la plaquita también estriada ofrece una gran seguridad frente al movimiento de la misma.

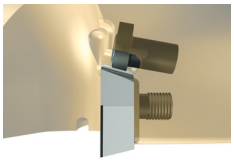



CoroMill® 790

Fresa para escuadrar

Primera elección para fresado en escuadra de aluminio

Consulte la página J159

Consulte la página J157

Tailor Made

Consulte la página Q5

P M K N S H

Área de aplicación ISO

Aplicación

- Mecanizado de piezas de estructura en aluminio
- Fresado en escuadra
- Fresado de cavidades y mecanizado de cavidades profundas
- Acabado en la mayoría de materiales

Cuerpos de fresa

- Gama de diámetros: 25-100 mm (1.000-5.000 pulg.)
- Profundidad de corte máx.: 12-18 mm (.472-.709 pulg.)
- Acoplamientos: Coromant Capto® , mango cilíndrico, en eje, Weldon y HSK
- Refrigerante interior

Plaquitas

- Tamaños de plaquita: 16 y 22
- Dos filos de corte
- Gama de radios: 0.5-6.4 mm (.020-.252 pulg.)



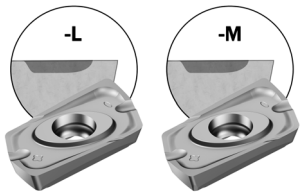

Fresas de paso extra reducido

Para acabados superficiales extremadamente precisos, se recomienda el uso de una fresa de paso extra reducido. Tenga en cuenta que las fresas de paso extra reducido tienen una recomendación máxima de α_e = 0.5 mm (0.020 pulg.).

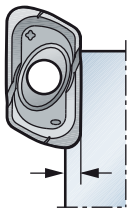

$a_e \leq 0.5$ mm (0.020 inch)

Posicionamiento seguro de la plaquita

Adaptador estriado para conseguir una alta seguridad y reducir los efectos de la tolerancia de la plaquita en el diámetro de la fresa.

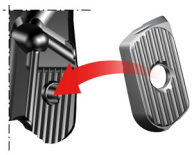

SANDVIK Coromant

CoroMill® 331

Fresa de disco polivalente de gran precisión

Fresado lateral, planeado y fresado de ranuras

Consulte la página J175

Consulte la página J170

Tailor Made

Consulte la página Q5



P M K N S H

Área de aplicación ISO

Aplicación

- Ranurado
- Tronzado
- Fresado lateral
- Fresado en escuadra
- Planeado
- Planeado posterior
- Fresado múltiple
- Mecanizado en rampa circular

Cuerpos de fresa

- Anchura de la ranura: 6-26.5 mm (.236-1.043 pulg.)
- Profundidad máx. de la ranura: 114.5 mm (4.508 pulg.)
- Acoplamientos: en eje, árbol con chavetero, mango cilíndrico y Weldon
- Gama de diámetros: 40-315 mm (1.500-12.000 pulg.)
- Alojamientos ajustables para una gran precisión
- Alojamientos fijos para una gran cantidad de dientes

Plaquitas

- Opción de plaquita redonda y una amplia gama de radios de punta
- Plaquita de corte ligero con tolerancia H para la mayoría de materiales

Amplia gama de ajustes.

Alojamientos ajustables para flexibilidad.

Precisión, seguridad y estabilidad gracias a las estrías.

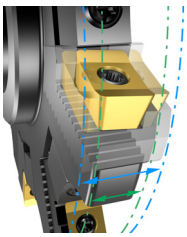

Dos cortes

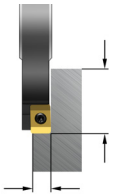

CDX ≤ 114.5 mm
CDX ≤ 4.311 pulg.

a_p ≤ 10.6 mm
a_p ≤ .417 pulg.

Fresa de dos cortes dobles

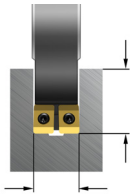

CDX ≤ 114.5 mm
CDX ≤ 4.311 pulg.

a_p ≤ 27.2 - 33.8 mm
a_p ≤ 1.071 - 1.331 pulg.

Ranurado con radio

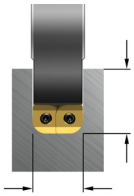

CDX ≤ 114.5 mm
CDX ≤ 4.311 pulg.

a_p ≤ 6 - 26.5 mm
a_p ≤ .236 - 1.043 pulg.

Tailor Made

Cuerpos de fresa para plaquitas de radio disponibles como Tailor made.

Radio completo

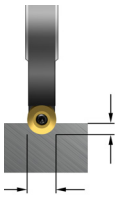

CDX ≤ 114.5 mm
CDX ≤ 4.311 pulg.

a_p ≤ 10 - 16 mm
a_p ≤ .375 - .629 pulg.

Alojamiento fijo para ranura

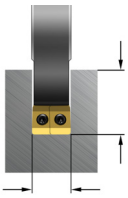

CDX ≤ 34.0 mm
CDX ≤ .850 pulg.

a_p ≤ 6 - 10 mm
a_p ≤ .250 - .500 pulg.

Cartucho para ranura

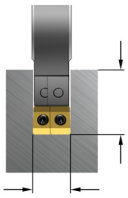

CDX ≤ 114.5 mm
CDX ≤ 4.311 pulg.

a_p ≤ 6 - 26.5 mm
a_p ≤ .236 - 1.043 pulg.

Tailor Made

Las fresas de cartucho se suministran regladas para la anchura mín. de la ranura. Tailor Made para fresas regladas para otras anchuras.

Fresas para diferentes anchuras de ranura y plaquitas disponibles

Cuerpos de fresa				Plaquitas neutras		Plaquitas de diseño a derecha e izquierda				
Gama de anchuras de ranura mm	pulg.	Versiones de fresa (parte final del código)	Tamaño de plaquita	Radio (RE) 0.5 mm .020 pulg.	Radio (RE) 0.8 mm .031 pulg.	Radio (RE) 1.52 mm .060 pulg.	Radio (RE) 2.29 mm .090 pulg.	Radio (RE) 3.05 mm .120 pulg.	Radio (RE) 4.83 mm .190 pulg.	Radio (RE) 6.35 mm .250 pulg.
6-8	.236-.315	CM	04							
8-10	.315-.394	DM	05							
10-12	.394-.472	EM	08							
12-15	.472-.591	FM	08							
15-17.5	.591-.689	KM	11							
17.5-20.5	.689-.807	LM	11							
20.5-23.5	.807-.925	QM	14							
23.5-26.5	.925-1.043	RM	14							

Tailor Made

Radios de plaquita adicionales disponibles como Tailor Made.

SANDVIK Coromant

Cuerpos de fresa, cartuchos y plaquitas que se pueden combinar para todas las aplicaciones

Fresas de dos cortes

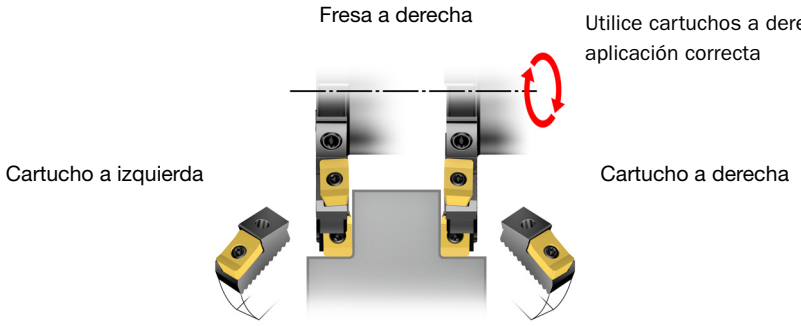

Fresa de tres cortes y planeado

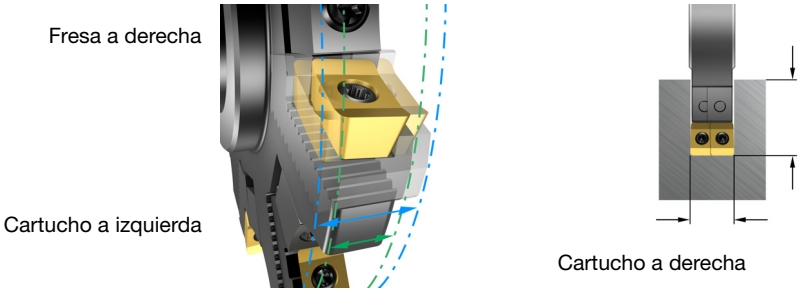

Longitud del filo reducida para plaquitas Tailor Made

Al cajear, utilice la menor anchura de la fresa.
La superposición es el factor más importante para optimizar la operación.

Un filo menos largo reduce la superposición, lo cual a su vez disminuye el desgaste en la zona de superposición, produciendo un mejor control de la viruta y reduciendo el consumo de energía en un 10 %.

Opciones de plaquitas Tailor Made con longitud del filo reducida disponibles bajo petición.

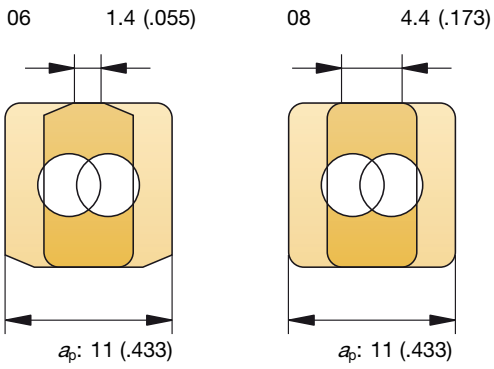

Plaquita Tailor Made con longitud del filo reducida.

Tamaño de plaquita estándar 08

Evacuación optimizada de la viruta

Fresado de ranuras con fresa de plaquita redonda

a_e máx. IC/2

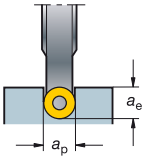

a_e mayor que IC/2

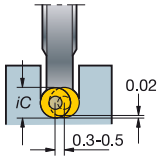

Profundidad de corte axial máx. a_p = tamaño de plaquita (IC)
Profundidad de corte radial máx. a_e = a_p

Nota: la longitud de contacto del filo de corte es 180°

Para las ranuras de una profundidad superior a IC/2, se recomienda un ajuste de 0.5 mm (.020 pulg.) de cada cartucho. Esto ensanchará la ranura 0.5 mm (.020 pulg.) y reducirá la longitud de contacto de cada plaquita a 90°, lo cual produce una mejor formación de la viruta y reduce las vibraciones y el consumo energético.

CoroMill® 300

Fresa de corte ligero

Perfilado y planeado en condiciones estables

Consulte la página J205



Consulte la página J200

Tailor Made

Consulte la página Q5



P M K N S H

Área de aplicación ISO

Aplicación

- Fresado de perfiles
- Planeado
- Avance en rampa
- Fresado en escuadra
- Fresado de ranuras
- Fresado axial
- Desbaste y semiacabado

Cuerpos de fresa

- Gama de diámetros para diseño neutro: 10-42 mm (.394-1.654 pulg.) (ángulo axial = 0°)
- Gama de diámetros para diseño positivo: 25-200 mm (.984-7.874 pulg.) (ángulo axial > 0°)
- Profundidad de corte máx.: 0.7-10 mm (.028-.394 pulg.)
- Acoplamientos: Coromant Capto® , Coromant EH, eje, mango cilíndrico y Weldon

Plaquitas

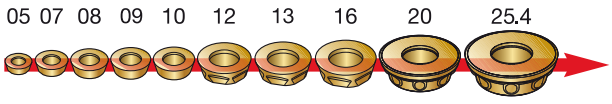

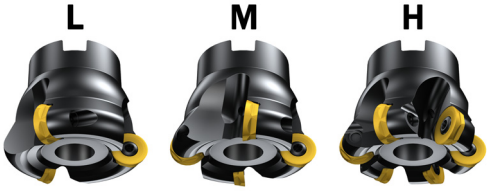

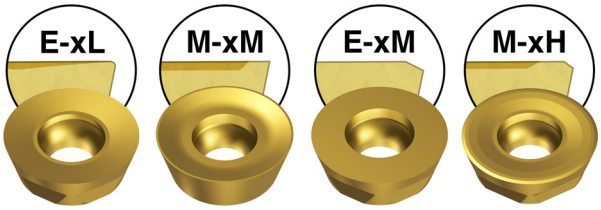

Solución específica para el cambio y ajuste de plaquitas de tamaño 20 y 25.4 que previene su movimiento y permite utilizar todos sus filos.

SANDVIK Coromant

CoroMill® 200

Fresa de desbaste robusta y segura

Perfilado y planeado en condiciones inestables

Consulte la página J205



Consulte la página J200

Tailor Made

Consulte la página Q5



P M K N S H

Área de aplicación ISO

Aplicación

- Fresado de perfiles
- Planeado
- Avance en rampa
- Fresado en escuadra
- Fresado de ranuras
- Desbaste

Cuerpos de fresa

- Gama de diámetros: 25-160 mm (1.000-10.000 pulg.)
- Profundidad de corte máx.: 4.7-10 mm (.185-.394 pulg.)
- Acoplamientos: mango cilíndrico, en eje, eje CIS, whistle notch y Weldon
- Protección de placa de apoyo disponible

Plaquitas

- Tamaños de plaquita: 09, 10, 12, 13, 16, 19 y 20

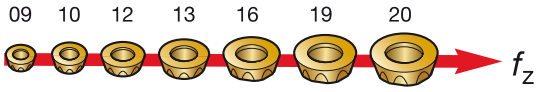



Fiabilidad y seguridad del proceso

Los filos de corte reforzados de esta fresa le permiten resistir condiciones exigentes con interrupciones (agujeros, huecos, etc.) y/o corteza abrasiva (costra).



CoroMill® 600

Fresado de álabes de alto rendimiento

Desbaste a semiacabado de superficies 3D

Consulte la página J228

Consulte la página J227



P M

Área de aplicación ISO

Aplicación

- Mecanizado de álabes para piezas de generación de energía
- Fresado de perfiles
- Desbaste y semiacabado

Cuerpos de fresa

- Gama de diámetros: 25-63 mm (.984-2.480 pulg.)
- Profundidad de corte máx.: 5-6 mm (.197-.236 pulg.)
- Acoplamientos: mango cilíndrico y en eje
- Refrigerante interior

Plaquitas

- Tamaños de plaquita: 10 y 12
- Cuatro filos de corte



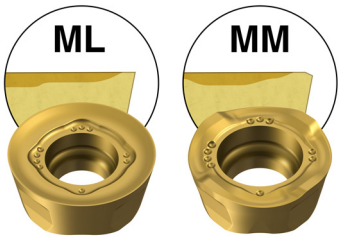

Fácil manejo

La exclusiva solución iLock™ de bloqueo de precisión de la plaquita ofrece un cambio sencillo y preciso de la misma. No es necesario retirar el tornillo para cambiar y ajustar la plaquita.

iLock™ ingenious locking interface

Consulte la página 24

SANDVIK Coromant

CoroMill® 216

Fresa para ranurar con punta esférica

Perfilado y fresado de copias con un alto régimen de arranque de metal

P M K N S H

Área de aplicación ISO

Aplicación

- Fresado de perfiles
- Avance en rampa
- Fresado de ranuras
- Fresado de copias
- Fresado de contornos
- Desbaste y semiacabado

Cuerpos de fresa

- Gama de diámetros: 10-50 mm (.375-2.000 pulg.)
- Profundidad de corte máx.: 8.6-44.6 mm (.339-1.756 pulg.)
- Acoplamientos: Coromant Capto® , Coromant EH, mango cilíndrico y Weldon

Plaquitas

- Tamaño de plaquita: 10, 12, 13, 16, 19, 20, 25, 30, 32, 38, 40, 50 y 51
- Dos filos de corte

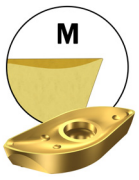

plaquitas diseñadas para obtener un alto grado de seguridad

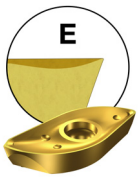

plaquitas con filos agudos y elevada precisión

Ubicación de la plaquita

Las mismas plaquitas para posicionamiento central y periférico.

Consulte la página J233



Consulte la página J230

CoroMill® 216F

Fresa de punta esférica para acabado

Una fresa para un excelente acabado superficial



P M K N S

Área de aplicación ISO

Aplicación

- Fresado de perfiles
- Acabado

Cuerpos de fresa

- Gama de diámetros: 8–32 mm (0.312–1.250 pulg.)
- Acoplamientos: Mango cilíndrico
- Mango de metal duro rígido para exigencias de gran precisión
- Versión con mango de acero para perfilado general

Consulte la página J241

Plaquitas

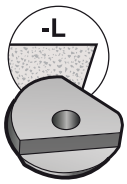



Consulte la página J240

Realice cortes axiales y radiales superficiales para conseguir una productividad segura. Calcule siempre la velocidad de corte real (V_e) basándose en el diámetro de corte efectivo (D_e)

HSM
1010

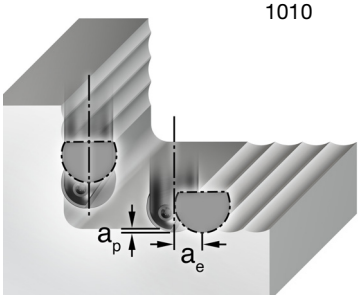

General
P20A

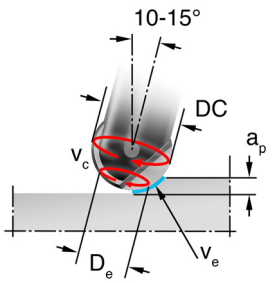

SANDVIK Coromant

CoroMill® 325

Fresa para el roscado por torbellino con cabezal giratorio

Roscado de componentes largos y esbeltos

Consulte la página J245

Consulte la página J243

M N S

Área de aplicación ISO

Aplicación

- Roscado exterior de componentes esbeltos

Cuerpos de fresa

- Profundidad de corte máx.: 4 mm (.157 pulg.)
- Gama de diámetros del tornillo: 3-10 mm (.118-.394 pulg.)
- Seis plaquitas por cuerpo de fresa
- Para máquinas con cabezal móvil equipadas con unidades de accionamiento PCM, Jarvis, Star, Tsugami, Tornos o WTO. Anillos para unidades de accionamiento adicionales disponibles como parte de nuestra oferta de herramientas especiales. Para obtener más información, póngase en contacto con su representante de Sandvik Coromant

Plaquitas

- Tamaño de plaquita: 16
- Tres filos de corte
- Piezas en bruto para hacer su propio rectificado

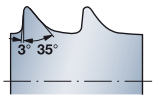

Rosca HA

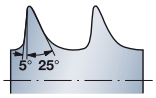

Rosca HB

Roscas estándar

Las plaquitas para roscas HA y HB se ajustan a todos los anillos de roscado con cabezal giratorio y cumplen con el estándar de rosca ISO 5835-1991, habitual en tornillos óseos y otros implantes médicos.

Otras roscas

Disponibilidad de plaquitas para otros perfiles de rosca, roscas de entrada única y roscas de entrada múltiple, como parte de nuestra oferta de herramientas especiales. Para obtener más información, póngase en contacto con su representante de Sandvik Coromant.

CoroMill® 327

Fresa de ranurado y fresado de roscas

Primera elección para ranurado interior de agujeros pequeños

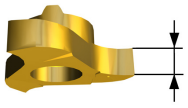

0.7-5.15 mm (.028-.203 pulg.)

Consulte la página

Consulte la página O42

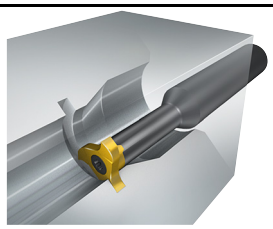

P M K N S

Área de aplicación ISO

Aplicación

- Ranurado de circlips
- Fresado de roscas
- Fresado de ranuras
- Fresado de chaflanes, frontales y posteriores

Sujeción de la herramienta

- Coromant Capto® , pinzas ER integradas y mangos de acero o metal duro integral Weldon en diferentes longitudes
- Refrigerante interior

Plaquitas

- Gama de diámetros: 9.7-34.7 mm (0.382-1.366 pulg.)
- Profundidad máx. de la ranura: 10 mm (.394 pulg.)
- Tamaños de plaquita: 06, 09, 12 y 14
- Tres o seis dientes
- Formas de rosca: Perfil en V 60°, M 60°, UN 60° y Whitworth 55°

Ranurado y ranurado de arandelas de retención (circlips)

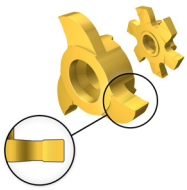

Ranurado de circlips con chaflán

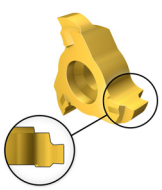

Ranurado de radio completo

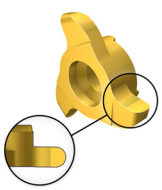

Fresado de chaflanes

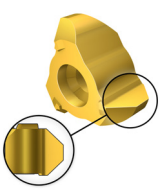

Fresado de roscas

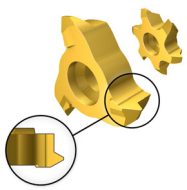

Paso 1-4.5 mm (24-5 roscas por pulg.)

SANDVIK Coromant

CoroMill® 328

Fresa de plaquita intercambiable para ranurado y fresado de roscas

Primera elección para ranurado de circlips

1.3-5.15 mm
(.051-.203
pulg.)

Consulte la página
J254

Consulte la página
J247



P M K N S

Área de aplicación ISO

Aplicación

- Ranurado de circlips
- Fresado de roscas

Cuerpos de fresa

- Gama de diámetros: 39-80 mm (1.535-2.480 pulg.)
- Profundidad máx. de la ranura: 5 mm (.197 pulg.)
- Acoplamientos: árbol con chavetero, en eje y Weldon
- De dos a ocho plaquitas en los cuerpos de la fresa

Plaquitas

- Tamaño de plaquita: 13
- Tres filos de corte
- Formas de rosca: Perfil en V 60°, M 60° y UN 60°

Ranurado circlip

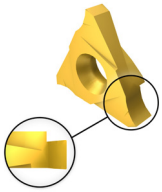

Ranurado de circlips con chaflán

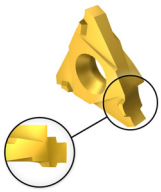

Fresado de roscas

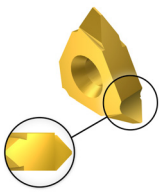

Paso 1.5-6 mm (16-4 roscas por pulg.)

CoroMill® 329

Fresado de ranuras con capacidad de gran avance

Tronzado y ranurado de precisión

P M K N S

Área de aplicación ISO

Aplicación

- Fresado de ranuras
- Tronzado

Tailor Made

Consulte la página Q5

Sujeción de la herramienta

- Gama de diámetros: 100-160 mm (4.000-5.000 pulg.)
- Acoplamientos: árbol con chavetero y en eje

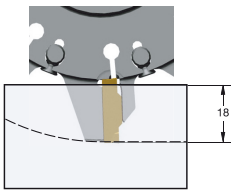

Profundidad máx. de la ranura: 18 mm (.709 pulg.)

Plaquitas

- Dos filos de corte
- Geometría positiva

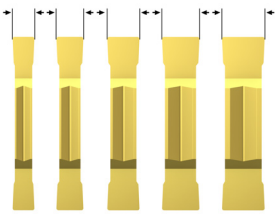

Anchuras de plaquita disponibles

Adaptador estable

El adaptador de raíl en V de CoroCut® aporta una estabilidad excepcional que permite multiplicar la velocidad de giro con una tolerancia y una calidad superficial constantes.

Consulte la página J258



Consulte la página J257

CoroMill® 495

Fresa de fresado de chaflanes

Achaflanado de agujeros y a lo largo de los bordes.

P M K N S

Área de aplicación ISO

Aplicación

- Fresado de chaflanes
- Fresado de chaflanes posteriores
- Preparación para soldadura
- Desbarbado

Cuerpos de fresa

- Gama de diámetros: 12-63 mm (.500-1.000 pulg.)
- Profundidad de corte máx.: 3.8-7.7 mm (.150-.303 pulg.)
- Acoplamientos: Coromant Capto® , Coromant EH, mango cilíndrico y Weldon

Plaquitas

- Tamaños de plaquita: 9
- Cuatro filos de corte

Consulte la página J267

Consulte la página J266



CoroMill® 170
Fresado en desbaste preciso de engranajes

- Tamaños de módulo: 12-22
- Paso diametral: 2.117-1.155
- Cuerpos de fresa disponibles como parte de nuestra oferta de herramientas especiales. Para obtener más información, póngase en contacto con su representante de Sandvik Coromant

P

Área de aplicación ISO

Página J272

Perfil de la herramienta conforme a DIN3972-4

Geometrías de plaquita de flanco

-L -M -H

Geometrías de plaquita raíz

-L -M -H

CoroMill® 176
Fresado de engranajes rentable

- Tamaños de módulo?: 4-10
- Paso diametral: 6.350-2.540
- Cuerpos de fresa disponibles como parte de nuestra oferta de herramientas especiales. Para obtener más información, póngase en contacto con su representante de Sandvik Coromant



Perfil de la herramienta conforme a DIN3972-2

P

Área de aplicación ISO

Página J274

iLock™ ingenious locking interface

Consulte la página 24

SANDVIK Coromant

Fresas InvoMilling™

CoroMill® 161

- Tamaños de módulo?: 2-4
- InvoMilling – Perfiles de engranaje con programación CNC
- Ranuras y engranajes exteriores
- Engranajes rectos y helicoidales
- Desbaste a acabado de la envolvente del perfil y el valle del engranaje
- Máquinas multitarea y centros de mecanizado de cinco ejes
- Mecanizado sin refrigerante



P

Área de aplicación ISO

Robusto cuerpo de fresa que aporta estabilidad.

Alta densidad de dientes para una mayor productividad

Plaquitas para CoroMill® 161

Código de pedido	Operación	Información sobre pedidos
MAPL 3 080	Valle del engranaje	Consulte la página J275
MAPL 3 125	Valle del engranaje	Consulte la página J275
MAPL 3 160	Valle del engranaje	Consulte la página J275
MAPL 3 250	Valle del engranaje	Consulte la página J275
MACL 3 100-T	Envolvente del perfil	Web
MACL 3 150-T	Envolvente del perfil	Web
MACL 3 200-T	Envolvente del perfil	Web
MACL 3 250-T	Envolvente del perfil	Web

CoroMill® 162

- Tamaños de módulo?: 4-12
- InvoMilling – Perfiles de engranaje con programación CNC
- Ranuras y engranajes exteriores
- Engranajes rectos y helicoidales
- Desbaste a acabado de la envolvente del perfil y el valle del engranaje
- Máquinas multitarea y centros de mecanizado de cinco ejes
- Mecanizado sin refrigerante

P

Área de aplicación ISO

Plaquitas para CoroMill® 162

Código de pedido	Información sobre pedidos
176M40-N100608E-PM	Consulte la página J274
176M60-N150612E-PM	Consulte la página J274

iLock™ ingenious locking interface

Consulte la página 24

Cómo elegir su herramienta de fresado

1 Defina el tipo de operación

Identifique el tipo de operación:
- Planeado
- Fresado en escuadra
- Fresado de perfiles
- Fresado de ranuras

Seleccione su herramienta.
Véase la página J31.

2 Defina el tipo de material

Defina su material de acuerdo con el área ISO:

- **P** Acero (P)
- **M** Acero inoxidable (M)
- **K** Fundición (K)
- **N** Aluminio (N)
- **S** Aleaciones termorresistentes y aleaciones de titanio (S)
- **H** Material templado (H)

Consulte la lista de Referencia de materiales en el capítulo I.

3 Seleccione el tipo de fresa

Elija el paso de la fresa y el montaje.
Utilice una fresa de paso normal como primera elección.
Utilice una fresa de paso grande para voladizos largos y condiciones inestables.
Utilice una fresa de paso reducido para materiales de viruta corta y superaleaciones.

Seleccione un tipo de montaje.

4 Seleccione la plaquita

Elija la geometría de plaquita para su operación:

Geometría L = ligera
Para cortes ligeros y cuando se requiera una fuerza / potencia baja.

Geometría M = media
Primera elección para producción mixta.

Geometría H = pesada
Para operaciones difíciles, costra de forjado fundición y vibraciones.

Seleccione la calidad de plaquita para obtener una productividad óptima.

5 Defina sus valores de partida

En las cajas de plaquitas y en las tablas de la página J474 se indican las velocidades de corte y los avances para diferentes materiales.

¡Deben optimizarse los valores según la máquina y las condiciones de mecanizado!

Plaquitas
Descripciones de las calidades
Opciones Tailor Made
Alternativas de herramientas - Resumen
Explicación de los parámetros ISO 13399
Datos de corte
Clave de códigos
Información sobre el suministro de refrigerante

Herramientas de planeado

	CoroMill® 210	CoroMill® 345	CoroMill® 245	CoroMill® 360
				
Página	J72	J45	J54	J62
Material	P M K S H	P M K S H	P M K N S H	P M K
Operaciones principales				
KAPR	10°	45°	45°	60°
D_c mm D_c pulgadas	25 - 160 1.000 - 6.000	40 - 250 1.500 - 10.000	32 - 250 1.250 - 10.000	160 - 500 6.000 - 20.000
APMX mm APMX pulg.	1.1 - 2 .043 - .079	6 .236	6 - 10 .240 - .394	13 - 18 .512 - .709
Plaquita				
Tamaños de plaquita	09 & 14	13	12 & 18	19 & 28
Acoplamientos	Coromant Capto Mango cilíndrico Weldon En eje CIS En eje Acoplamiento roscado	Coromant Capto Mango cilíndrico Weldon En eje CIS En eje	En eje CIS En eje Cilíndrico Whistle notch/Weldon	En eje CIS En eje
Refrigeración interior	✓	✓		
Opciones				Diseño de cartucho intercambiable
Otras operaciones	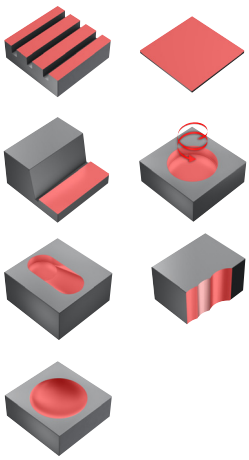	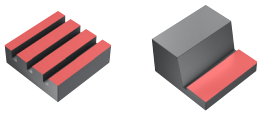	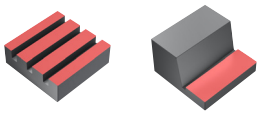	

Herramientas de planeado

	CoroMill® 365	CoroMill® 357	CoroMill® 419	CoroMill® S-60
				
Página	J79	J60	J68	J84
Material	P K H	P K	P M K S H	K
Operaciones principales				
KAPR	65°	57°	19°	60°
D_c mm D_c pulgadas	40 - 250 1.500 - 10.000	100 - 315 4 - 10	32 - 100 1.25 - 4	80 - 250 3.15 - 10
APMX mm APMX pulg.	6 .236	10 .394	2 .079	6 .236
Plaquita				
Tamaños de plaquita	15	24	14	09
Acoplamientos	Coromant Capto En eje CIS En eje	En eje CIS En eje	Coromant Capto Mango cilíndrico En eje	En eje
Refrigeración interior	✓	✓	✓	✓
Opciones	Refrigerante interior en modelos seleccionados			
Otras operaciones	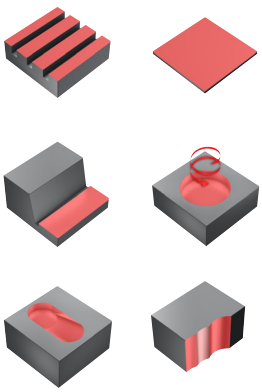		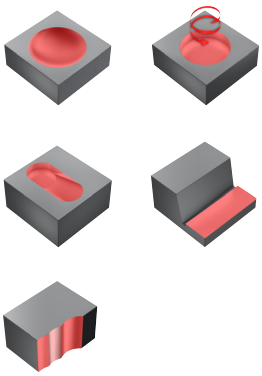	

Herramientas de planeado

	Auto Desbaste	AUTO-AF		
Página	J86	J89		
Material	P K	P K N		
Operaciones principales				
KAPR	45°	75°		
D_c mm D_c pulgadas	125 - 500 3.150 - 19.685	80 - 500 3.150 - 9.843		
APMX mm APMX pulg.	6 .236	1 - 8 .008 - .315		
Plaquita				
Tamaños de plaquita	12	12		
Acoplamientos	En eje	En eje		
Refrigeración interior				
Opciones				
Otras operaciones				

Herramientas de fresado en escuadra

	CoroMill® 490	CoroMill® 390		CoroMill® 690
				
Página	J100	J120		J145
Material	P M K N S H	P M K N S H	P M K N S H	S
Operaciones principales				
KAPR	90°	90°	90°	90°
D_c mm D_c pulgadas	20 - 250 .750 - 10.000	12 - 200 .500 - 8.000	32 - 200 1.250 - 4.000	40 - 100 1.500 - 4.000
APMX mm APMX pulg.	5.5 - 10.0 .216 - .394	10 - 15.7 .394 - .618	36 - 85 1.420 - 3.900	53 - 112 2.087 - 4.409
Plaquita				
Tamaños de plaquita	8 & 14	11,17 & 18	11 & 18	10 & 14
Acoplamientos	Coromant Capto CoroMill® EH Mango cilíndrico Weldon HSK En eje CIS En eje	Coromant Capto Coromant EH Mango cilíndrico En eje CIS En eje Weldon Acoplamiento roscado	Coromant Capto Mango cilíndrico En eje CIS En eje	Coromant Capto HSK En eje
Refrigeración interior	✓	✓	✓	✓
Opciones		Refrigerante interior en modelos seleccionados		
Otras operaciones		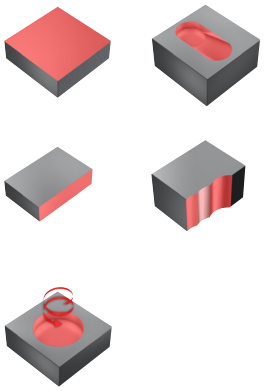		

Herramientas de fresado en escuadra

	CoroMill® Century	CoroMill® 790	AUTO-FS	Fresa Coromant de filo largo para acabado
				
Página	J152	J159	J166	J169
Material	P K N H	P M N S H	P K N	P M N S H
Operaciones principales				
KAPR	90°	90°	90°	90°
D_c mm D_c pulgadas	40 - 200 2.000 - 8.000	25 - 100 1.000 - 5.000	125 - 500 4.921 - 19.685	50 - 80 2.000 - 3.000
APMX mm APMX pulg.	2 - 10 .079 - .394	12 - 18 .472 - .709	1 - 8 .008 - .315	100 - 150 4.000 - 6.000
Plaquita				
Tamaños de plaquita	11	16 & 22	12	
Acoplamientos	Coromant Capto HSK En eje CIS En eje	Coromant Capto Mango cilíndrico En eje Weldon HSK	En eje	Coromant Capto
Refrigeración interior	✓	✓		
Opciones	Diseño de cartucho intercambiable			
Otras operaciones		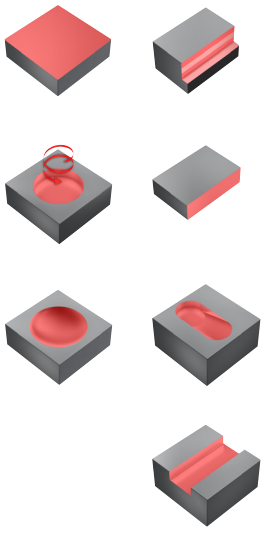		

Herramientas de fresado de disco

	CoroMill® 331								
	Fresa de tres cortes y planeado con alojamientos fijos	Fresa de tres cortes y planeado ajustable			Fresa de dos cortes y planeado		Fresa de dos cortes dobles y planeado ajustable	
								
Página	J181	J179			J186		J188	
Material	P M K N S H							
Operaciones principales					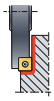			
KAPR	90°	90°			90°		90°	
D_c mm D_c pulgadas	40 - 125 1.500 - 3.000	80 - 315 3.150 - 12.000			80 - 315 3.150 - 6.000		200 - 315 8.000 - 12.000	
APMX mm APMX pulg.	6.0 - 10 .250 - .500	6.0 - 26.5 .236 - 1.043			7.6 - 10.6 .299 - .417		27.2 - 33.8 1.071 - 1.331	
CDX mm CDX pulg.	34 1.339	114.5 4.508			114.5 4.508		114.5 4.508	
Plaquita	 N331.1A	 N331.1A	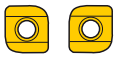 R/L331.1A	 RCHT, RCKT	 N331.1A	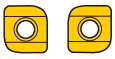 R/L331.1A	 N331.1A	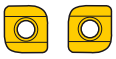 R/L331.1A
Tamaños de plaquita	04,05 & 08	04,05,08,11 & 14	* 04,05,08,11 & 14	09,10,12,13 & 16	11	*04,05,08,11 & 14	11	*04,05,08,11 & 14
Acoplamientos	En eje Cilíndrico Cubo con chavetero	En eje Cilíndrico Cubo con chavetero Weldon			En eje Cilíndrico Cubo con chavetero Weldon		En eje Cubo con chavetero	
Otras operaciones	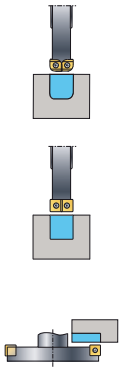	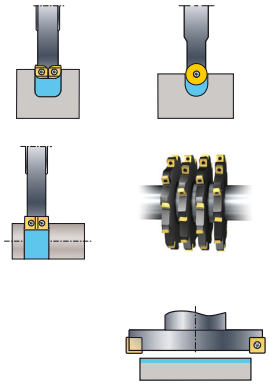			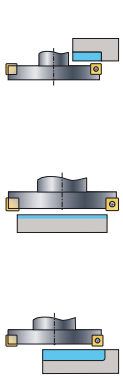		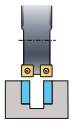	

*Plaquita R/L331.1A – solo con fresa Tailor made

Herramientas de fresado de perfiles

	CoroMill® 200	CoroMill® 300	CoroMill® 600	
Página	J222	J205	J228	
Material	P M K N S H	P M K N S H	P M	
Operaciones principales				
KAPR	0°	0°	0°	
D_c mm D_c pulgadas	25 - 160 1.000 - 10.000	10 - 200 .375 - 8.000	25 - 63 .985 - 2.480	
APMX mm APMX pulg.	5 - 10 .187 - .375	0.7 - 10 .027 - .500	5 - 6 .196 - .236	
Plaquita				
Tamaños de plaquita	09,10,12,13,16,19 & 20	05,07,08,09,10,13,16,20 & 25	10 & 12	
Acoplamientos	Mango cilíndrico Whistle notch/Weldon En eje CIS En eje	Coromant Capto Coromant EH Cilíndrico En eje Weldon Acoplamiento roscado	Mango cilíndrico En eje	
Refrigeración interior		✓	✓	
Opciones				
Otras operaciones		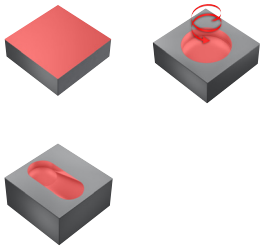	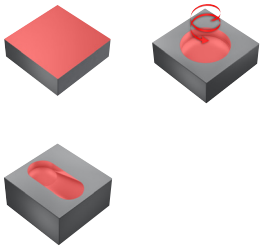	

Herramientas de fresado de perfiles

	CoroMill® 216	CoroMill® 216F		
Página	J233	J241		
Material	P M K N S H	P M K N S		
Operaciones principales				
D_c mm D_c pulgadas	10 - 50 .375 - 2.000	8 - 32 .312 - 1.250		
APMX mm APMX pulg.	8.6 - 44.6 .0310 - 1.791	1.2 - 4.8 .047 - .185		
Plaquita				
Tamaño de plaquita, mm	10,12,16,20,25,30,32,40,50	08,10,12,16,20,25,30,32		
Tamaño de la plaquita, pulg.	10,13,16,19,25,32,38,51	08,10,13,16,19,25,32		
Acoplamientos	Coromant Capto Mango cilíndrico Coromant EH Acoplamiento roscado Weldon	Mango cilíndrico		
Refrigeración interior				
Opciones				
Otras operaciones	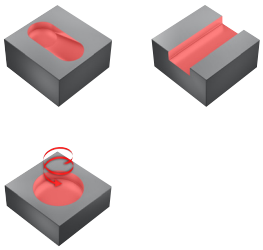	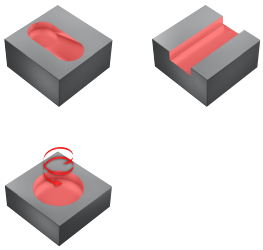		

Herramientas de fresado de roscas

	CoroMill® 325	CoroMill® 328	CoroMill® 327	
				
Página	J245	J247	J248	
Material	M N S	P M K N S	P M K N S	
Operaciones principales				
D_c mm D_c pulgadas	3 - 10 .118 - .394	39 - 80 1.535 - 2.480	9.7 - 21.7 .461 - .854	
APMX mm APMX pulg.			0.58 - 2.6 .023 - .102	
Plaquita				
Tamaños de plaquita	16	13	6,9 & 12	
Acoplamientos	Para máquinas con cabezal móvil equipadas con unidades de accionamiento PCM, Jarvis, Star, Tsugami, Tornos o WTO	Cubo con chavetero Weldon En eje	Coromant Capto® corto Mango cilíndrico Weldon Pinzas ER integradas	
Refrigeración interior			✓	
Opciones				
Otras operaciones		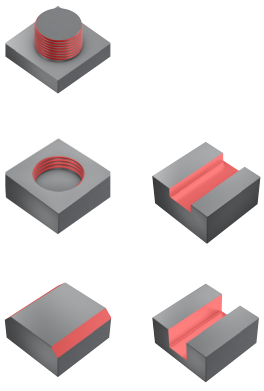		

Herramientas de fresado de ranuras

	CoroMill® 329	CoroMill® 327		
				
Página	J258	J260		
Material	P M K N S	P M K		
Operaciones principales				
KAPR	90°			
D_c mm D_c pulgadas	100 - 160 4.000 - 5.000	9.7 - 34.7 .381 - 1.366		
APMX mm APMX pulg.	15 - 18 .591 - .709			
Plaquita				
Tamaños de plaquita	Diferentes anchuras de plaquita	06, 09, 12 & 14		
Acoplamientos	Cubo con chavetero En eje	Coromant Capto® corto Mango cilíndrico Weldon Pinzas ER integradas		
Refrigeración interior		✓		
Opciones				
Otras operaciones				

Fresado de chaflanes

	CoroMill® 495	CoroMill® 327		
				
Página	J267	J271		
Material	P M K N S	P M K		
Operaciones principales				
D_c mm D_c pulgadas	12 - 63 .5 - 1.000	10.10 - 18.30 .461 - .854		
APMX mm APMX pulg.	3.8 - 7.7 .15 - .304			
Plaquita				
Tamaños de plaquita	09	06 & 12		
Acoplamientos	Coromant Capto CoroMill® EH Mango cilíndrico Weldon	Coromant Capto® corto Mango cilíndrico Weldon Pinzas ER integradas		
Refrigeración interior	✓	✓		
Opciones	Ángulos disponibles: 15°, 30°, 45°, 60°			
Otras operaciones				

Herramientas de fresado de engranajes

	CoroMill® 170	CoroMill® 176	CoroMill® 161	CoroMill® 162
				
Página	J272	J274	J276	J278
Material	P	P	P	P
Operaciones principales				
KAPR			90°	70°
D_c mm D_c pulgadas	210 - 500 8.268 - 19.685	90 - 210 3.543 - 8.268	66 - 80 2.598 - 3.150	90 - 140 3.543 - 5.512
APMX mm APMX pulg.				
Plaquita				
Tamaños de plaquita	12 & 22	03 & 10	03	04 & 06
Acoplamientos		Coromant Capto Agujero con chavetero axial	Coromant Capto En eje	En eje
Refrigeración interior				
Opciones				
Otras operaciones				

Plaquita CoroMill® 345 para fresado

KRINS 45°

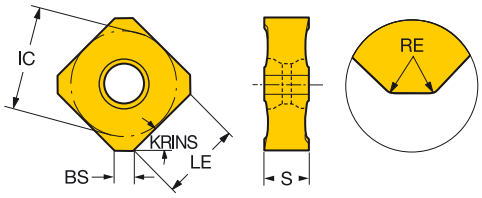

			RE	BS	Código de pedido	P						M						K							S			H				Dimensiones, mm, pulg.		
						1030	2040	3040	4220	4230	4240	530	1030	1040	2030	2040	4240	530	S30T	S40T	1020	3040	3220	3330	4220	4230	4240	H13A	K20W	1030	S30T	S40T	1010	1030	3040	4220	530	IC	LE	S
Ligero		13	0.8	2.0	345R-1305E-PL	☆				☆	☆	☆			☆	☆	☆													☆			☆	☆			☆	13.0	8.8	5.60
			.031	.079																																.512	.346	.220
			0.8	2.0	345R-1305M-PL	☆			☆	☆	☆		☆				☆							☆	☆	☆						☆					13.0	8.8	5.60
			.031	.079																																.512	.346	.220
		13	0.8	2.0	345R-13T5E-ML	☆	☆						☆	☆	☆	☆			☆	☆										☆	☆						13.0	8.8	5.95
			.031	.079																																.512	.346	.234
		13	0.8	2.0	345R-1305E-KL																☆	☆	☆	☆				☆	☆								13.0	8.8	5.60
			.031	.079																																.512	.346	.220
			0.8	2.0	345R-1305M-KL				☆												☆	☆		☆	☆			☆						☆		13.0	8.8	5.60
			.031	.079																																.512	.346	.220
Medio		13	0.8	2.0	345R/L-1305M-PM	☆				☆	☆		☆				☆									☆	☆			☆							13.0	8.8	5.60
			.031	.079																																.512	.346	.220
			0.8	2.0	345R-1305M-PM				☆			☆						☆							☆								☆		☆	☆	13.0	8.8	5.60
			.031	.079																																.512	.346	.220
		13	0.8	2.0	345R-13T5E-MM		☆							☆	☆	☆			☆	☆										☆	☆						13.0	8.8	5.95
			.031	.079																																.512	.346	.234
			0.8	2.0	345R-13T5M-MM	☆	☆						☆	☆		☆			☆	☆										☆	☆						13.0	8.8	5.95
			.031	.079																																.512	.346	.234
		13	0.8	2.0	345R-1305E-KM	☆				☆	☆	☆	☆						☆	☆	☆	☆	☆									☆	☆			☆	13.0	8.8	5.60
			.031	.079																																.512	.346	.220
			0.8	2.0	345R-1305M-KM																☆	☆	☆						☆								13.0	8.8	5.60
			.031	.079																																.512	.346	.220
Pesado		13	0.8	2.0	345R-1305M-PH	☆		☆	☆	☆	☆										☆	☆		☆	☆	☆		☆				☆	☆		☆		13.0	8.8	5.60
			.031	.079																																.512	.346	.220
			0.8	2.0	345R-1305M-KH				☆	☆											☆	☆	☆	☆	☆			☆							☆	☆	13.0	8.8	5.60
			.031	.079																																.512	.346	.220

J474 J508 Q1 Q17

Plaquita CoroMill® 345 para fresado

KRINS 45°

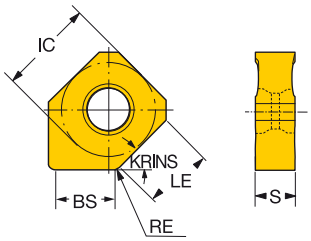

			RE	BS	Código de pedido	P 1030	P 4230	P 4240	P 530	M 1030	M 1040	M 2030	M 2040	M 530	M S30T	M S40T	K 1020	K 3040	K 3220	K 3330	K H13A	K K20W	H 1010	H 1030	H 530	Dimensiones, mm, pulg. IC	LE	S
Ligero		13	1.0	5.0	345N-1305E-PW5	☆	☆	☆	☆			☆	☆	☆									☆		☆	13.0	8.8	5.60
			.039	.197																						.512	.346	.220
		13	1.0	8.0	345N-1305E-PW8	☆	☆	☆	☆			☆	☆	☆									☆	☆	☆	13.0	8.8	5.60
			.039	.315																						.512	.346	.220
		13	1.0	8.0	345N-13T5E-MW8	☆				☆	☆	☆	☆		☆	☆										13.0	8.8	5.95
			.039	.315																						.512	.346	.234
		13	1.0	8.0	345N-1305E-KW8												☆	☆	☆	☆	☆	☆				13.0	8.8	5.60
			.039	.315																						.512	.346	.220

La plaquita wiper T5 debe utilizarse con la plaquita estándar T5

J474 J508 Q1 Q17

Fresa de planear CoroMill® 345

Coromant Capto®

KAPR 45°

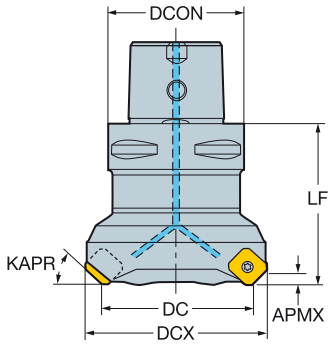

Versión métrica

DC		CZC_{MS}	APMX	CNSC			Código de pedido	Dimensiones, mm DCON	DCX	LF	Nm	Kg	RPMX	CICT	MIID
40.0	13	C4	6.0	1		3	345-040C4-13L	40.0	54.1	60.0	3.0	0.60	19600	3	345R-1305
	13	C4	6.0	1		4	345-040C4-13M	40.0	54.1	60.0	3.0	0.60	19600	4	345R-1305
50.0	13	C5	6.0	1		3	345-050C5-13L	50.0	64.1	60.0	3.0	0.90	17500	3	345R-1305
	13	C6	6.0	1		3	345-050C6-13L	63.0	64.1	60.0	3.0	1.32	17500	3	345R-1305
	13	C5	6.0	1		4	345-050C5-13M	50.0	64.1	60.0	3.0	0.90	17500	4	345R-1305
	13	C6	6.0	1		4	345-050C6-13M	63.0	64.1	60.0	3.0	1.29	17500	4	345R-1305
	13	C5	6.0	1	5		345-050C5-13H	50.0	64.1	60.0	3.0	0.90	17500	5	345R-1305
	13	C6	6.0	1	5		345-050C6-13H	63.0	64.1	60.0	3.0	1.30	17500	5	345R-1305
63.0	13	C5	6.0	1		4	345-063C5-13L	50.0	78.1	60.0	3.0	1.05	15500	4	345R-1305
	13	C6	6.0	1		4	345-063C6-13L	63.0	77.1	60.0	3.0	1.50	15500	4	345R-1305
	13	C5	6.0	1		5	345-063C5-13M	50.0	77.1	60.0	3.0	1.05	15500	5	345R-1305
	13	C6	6.0	1		5	345-063C6-13M	63.0	77.1	60.0	3.0	1.50	15500	5	345R-1305
	13	C5	6.0	1	6		345-063C5-13H	50.0	78.1	60.0	3.0	1.07	15500	6	345R-1305
	13	C6	6.0	1	6		345-063C6-13H	63.0	77.1	60.0	3.0	1.50	15500	6	345R-1305
80.0	13	C6	6.0	1		4	345-080C6-13L	63.0	94.1	70.0	3.0	2.00	13700	4	345R-1305
	13	C6	6.0	1		6	345-080C6-13M	63.0	94.1	70.0	3.0	2.04	13700	6	345R-1305
	13	C8	6.0	1		6	345-080C8-13M	80.0	94.1	70.0	3.0	2.80	13700	6	345R-1305
	13	C6	6.0	1	8		345-080C6-13H	63.0	94.1	70.0	3.0	2.00	13700	8	345R-1305
	13	C8	6.0	1	8		345-080C8-13H	80.0	94.1	70.0	3.0	2.80	13700	8	345R-1305
100.0	13	C8	6.0	1		7	345-100C8-13M	80.0	114.1	80.0	3.0	3.68	12200	7	345R-1305
	13	C8	6.0	1	10		345-100C8-13H	80.0	114.1	80.0	3.0	3.73	12200	10	345R-1305

J43 O5 Q1 Q35 Q16

Fresa de planear CoroMill® 345

En eje

STDNO ISO 6462:2011
KAPR 45°

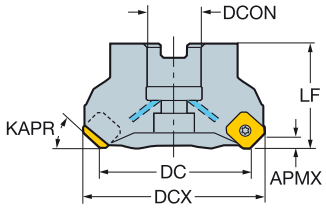

Versión métrica

DC		CZC_{MS}	APMX	CNSC			Código de pedido	Dimensiones, mm DCON	ISO	DBC	DCX	LF	Nm	Kg	RPMX	CICT	MIID
40.0	13	22	6.0	1		3	345-040Q22-13L	22.0	A		54.1	45.0	3.0	0.34	19600	3	345R-1305
	13	22	6.0	1		4	345-040Q22-13M	22.0	A		54.1	45.0	3.0	0.34	19600	4	345R-1305
50.0	13	22	6.0	1		3	345-050Q22-13L	22.0	A		54.1	45.0	3.0	0.34	17500	3	345R-1305
	13	22	6.0	1		4	345-050Q22-13M	22.0	A		64.1	45.0	3.0	0.42	17500	4	345R-1305
	13	22	6.0	1	5		345-050Q22-13H	22.0	A		64.1	45.0	3.0	0.44	17500	5	345R-1305
63.0	13	22	6.0	1		4	345-063Q22-13L	22.0	A		77.1	45.0	3.0	0.42	15500	4	345R-1305
	13	22	6.0	1		5	345-063Q22-13M	22.0	A		77.1	45.0	3.0	0.55	15500	5	345R-1305
	13	22	6.0	1	6		345-063Q22-13H	22.0	A		77.1	45.0	3.0	0.60	15500	6	345R-1305
	13	22	6.0	1	7		345-063Q22-13HX	22.0	A		77.1	45.0	3.0	0.60	15500	7	345R-1305
80.0	13	27	6.0	1		4	345-080Q27-13L	27.0	A		94.1	50.0	3.0	1.21	13700	4	345R-1305
	13	27	6.0	1		6	345-080Q27-13M	27.0	A		94.1	50.0	3.0	1.21	13700	6	345R-1305
	13	27	6.0	1	8		345-080Q27-13H	27.0	A		94.1	50.0	3.0	1.21	13700	8	345R-1305
	13	27	6.0	1	9		345-080Q27-13HX	27.0	A		94.1	50.0	3.0	1.21	13700	9	345R-1305
100.0	13	32	6.0	1		5	345-100Q32-13L	32.0	A		114.1	50.0	3.0	1.73	12200	5	345R-1305
	13	32	6.0	1		7	345-100Q32-13M	32.0	A		114.1	50.0	3.0	1.75	12200	7	345R-1305
	13	32	6.0	1	10		345-100Q32-13H	32.0	A		114.1	50.0	3.0	1.79	12200	10	345R-1305
	13	32	6.0	1	11		345-100Q32-13HX	32.0	A		114.1	50.0	3.0	1.82	12200	11	345R-1305
125.0	13	40	6.0	1		6	345-125Q40-13L	40.0	B		139.1	63.0	3.0	2.94	10900	6	345R-1305
	13	40	6.0	1		8	345-125Q40-13M	40.0	B		139.1	63.0	3.0	2.80	10900	8	345R-1305
	13	40	6.0	1	12		345-125Q40-13H	40.0	B		139.1	63.0	3.0	2.99	10900	12	345R-1305
	13	40	6.0	1	14		345-125Q40-13HX	40.0	B		139.1	63.0	3.0	2.98	10900	14	345R-1305
160.0	13	40S	6.0	0		7	345-160Q40-13L	40.0	C	66.7	174.1	63.0	3.0	4.37	9600	7	345R-1305
	13	40S	6.0	0		10	345-160Q40-13M	40.0	C	66.7	174.1	63.0	3.0	3.89	9600	10	345R-1305
	13	40S	6.0	0		12	345-160Q40-13H	40.0	C	66.7	174.1	63.0	3.0	4.36	9600	12	345R-1305
	13	40S	6.0	0	16		345-160Q40-13HX	40.0	C	66.7	174.1	63.0	3.0	3.92	9600	16	345R-1305
200.0	13	60	6.0	0		8	345-200Q60-13L	60.0	C	101.6	214.1	63.0	3.0	6.64	8600	8	345R-1305
	13	60	6.0	0		12	345-200Q60-13M	60.0	C	101.6	214.1	63.0	3.0	6.32	8600	12	345R-1305
	13	60	6.0	0		16	345-200Q60-13H	60.0	C	101.6	214.1	63.0	3.0	6.62	8600	16	345R-1305
	13	60	6.0	0	20		345-200Q60-13HX	60.0	C	101.6	214.1	63.0	3.0	6.51	8600	20	345R-1305
250.0	13	60	6.0	0		10	345-250Q60-13L	60.0	C	101.6	264.1	63.0	3.0	9.39	7700	10	345R-1305
	13	60	6.0	0		14	345-250Q60-13M	60.0	C	101.6	264.1	63.0	3.0	9.89	7700	14	345R-1305
	13	60	6.0	0		18	345-250Q60-13H	60.0	C	101.6	264.1	63.0	3.0	10.33	7700	18	345R-1305
	13	60	6.0	0	24		345-250Q60-13HX	60.0	C	101.6	264.1	63.0	3.0	10.00	7700	24	345R-1305

J43
O5
ISO 13399 Q1
CNSC CXSC Q35
C3 – D C Q16

SANDVIK Coromant

Fresa de planear CoroMill® 345

En eje

STDNO ISO 6462:2011
KAPR 45°

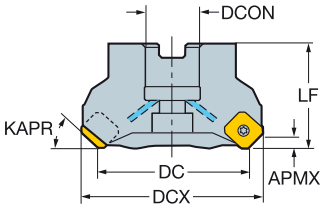

Versión en pulgadas

DC		CZC_{MS}	APMX	CNSC			Código de pedido	Dimensiones, pulg. DCON	ISO	DBC	DCX	LF	Ft/lbs	Lbs	RPMX	CICT	MIID
2.000	13	3/4	.236	1		3	A345-051R19-13L	.750	A		2.562	1.772	2.2	1.38	17300	3	345R-1305
	13	3/4	.236	1		4	A345-051R19-13M	.750	A		2.562	1.772	2.2	0.92	17300	4	345R-1305
	13	3/4	.236	1	5		A345-051R19-13H	.750	A		2.562	1.772	2.2	0.92	17300	5	345R-1305
2.500	13	1	.236	1		4	A345-063R25-13L	1.000	A		3.054	1.772	2.2	0.68	15400	4	345R-1305
	13	1	.236	1		5	A345-063R25-13M	1.000	A		3.054	1.772	2.2	0.67	15400	5	345R-1305
	13	1	.236	1	6		A345-063R25-13H	1.000	A		3.054	1.772	2.2	1.41	15400	6	345R-1305
	13	1	.236	1	7		A345-063R25-13HX	1.000	A		3.054	1.772	2.2	1.41	15400	7	345R-1305
3.000	13	1	.236	1		4	A345-076R25-13L	1.000	A		3.554	1.772	2.2	1.80	14000	4	345R-1305
	13	1	.236	1		6	A345-076R25-13M	1.000	A		3.554	1.772	2.2	1.80	14000	6	345R-1305
	13	1	.236	1	8		A345-076R25-13H	1.000	A		3.554	1.772	2.2	1.80	14000	8	345R-1305
	13	1	.236	1	9		A345-076R25-13HX	1.000	A		3.554	1.772	2.2	1.81	14000	9	345R-1305
4.000	13	1 1/2	.236	1		5	A345-102R38-13L	1.500	B		4.554	2.480	2.2	3.52	12100	5	345R-1305
	13	1 1/2	.236	1		7	A345-102R38-13M	1.500	B		4.554	2.480	2.2	3.52	12100	7	345R-1305
	13	1 1/2	.236	1	10		A345-102R38-13H	1.500	B		4.554	2.480	2.2	3.52	12100	10	345R-1305
	13	1 1/2	.236	1	11		A345-102R38-13HX	1.500	B		4.554	2.480	2.2	3.52	12100	11	345R-1305
5.000	13	1 1/2	.236	1		6	A345-127R38-13L	1.500	B		5.554	2.480	2.2	4.75	10800	6	345R-1305
	13	1 1/2	.236	1		8	A345-127R38-13M	1.500	B		5.554	2.480	2.2	4.75	10800	8	345R-1305
	13	1 1/2	.236	1	12		A345-127R38-13H	1.500	B		5.554	2.480	2.2	4.75	10800	12	345R-1305
	13	1 1/2	.236	1	14		A345-127R38-13HX	1.500	B		5.554	2.480	2.2	4.75	10800	14	345R-1305
6.000	13	1 1/2	.236	0		7	A345-152R38-13L	1.500	C	2.626	6.554	2.480	2.2	6.82	9900	7	345R-1305
	13	1 1/2	.236	0		10	A345-152R38-13M	1.500	C	2.626	6.554	2.480	2.2	6.82	9900	10	345R-1305
	13	1 1/2	.236	0		12	A345-152R38-13H	1.500	C	2.626	6.554	2.480	2.2	6.82	9900	12	345R-1305
	13	1 1/2	.236	0	16		A345-152R38-13HX	1.500	C	2.626	6.554	2.480	2.2	6.82	9900	16	345R-1305
8.000	13	2 1/2	.236	0		8	A345-203R63-13L	2.500	C	4.000	8.546	2.480	2.2	10.87	8500	8	345R-1305
	13	2 1/2	.236	0		12	A345-203R63-13M	2.500	C	4.000	8.546	2.480	2.2	10.87	8500	12	345R-1305
	13	2 1/2	.236	0		16	A345-203R63-13H	2.500	C	4.000	8.546	2.480	2.2	10.82	8500	16	345R-1305
	13	2 1/2	.236	0	20		A345-203R63-13HX	2.500	C	4.000	8.546	2.480	2.2	10.82	8500	20	345R-1305
10.000	13	2 1/2	.236	0		10	A345-254R63-13L	2.500	C	4.000	10.554	2.480	2.2	10.76	7600	10	345R-1305
	13	2 1/2	.236	0		14	A345-254R63-13M	2.500	C	4.000	10.554	2.480	2.2	10.78	7600	14	345R-1305
	13	2 1/2	.236	0		18	A345-254R63-13H	2.500	C	4.000	10.554	2.480	2.2	10.74	7600	18	345R-1305
	13	2 1/2	.236	0	24		A345-254R63-13HX	2.500	C	4.000	10.554	2.480	2.2	10.76	7600	24	345R-1305

J43

O5

ISO 13399 Q1

CNSC CXSC Q35

C3 – D C Q16

Fresa de planear CoroMill® 345

En eje

KAPR 45°



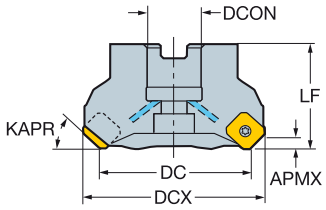

Versión CIS

DC		CZC_{MS}	APMX	CNSC			Código de pedido	Dimensiones, mm DCON	DBC	DCX	LF	Nm	Kg	RPMX	CICT	MIID
80.0	13	1	6.0	1		4	A345-080J25-13L	25.4		94.1	50.0	3.0	0.82	13700	4	345R-1305
	13	1	6.0	1		6	A345-080J25-13M	25.4		94.1	50.0	3.0	0.82	13700	6	345R-1305
	13	1	6.0	1	8		A345-080J25-13H	25.4		94.1	50.0	3.0	0.82	13700	8	345R-1305
	13	1	6.0	1	9		A345-080J25-13HX	25.4		94.1	50.0	3.0	0.82	13700	9	345R-1305
100.0	13	1 1/4	6.0	1		5	A345-100J31-13L	31.8		114.1	50.0	3.0	1.60	12200	5	345R-1305
	13	1 1/4	6.0	1		7	A345-100J31-13M	31.8		114.1	50.0	3.0	1.60	12200	7	345R-1305
	13	1 1/4	6.0	1	10		A345-100J31-13HX	31.8		114.1	50.0	3.0	1.60	12200	10	345R-1305
125.0	13	1 1/2	6.0	1		6	A345-125J38-13L	38.1		139.1	63.0	3.0	3.10	10900	6	345R-1305
	13	1 1/2	6.0	1		8	A345-125J38-13M	38.1		139.1	63.0	3.0	3.10	10900	8	345R-1305
	13	1 1/4	6.0	1	10		A345-100J31-13H	31.8		114.1	50.0	3.0	1.60	12200	10	345R-1305
	13	1 1/2	6.0	1	12		A345-125J38-13H	38.1		139.1	63.0	3.0	3.10	10900	12	345R-1305
	13	1 1/2	6.0	1	14		A345-125J38-13HX	38.1		139.1	63.0	3.0	3.10	10900	14	345R-1305
160.0	13	2	6.0	0		7	A345-160J51-13L	50.8		174.1	63.0	3.0	4.70	9600	7	345R-1305
	13	2	6.0	0		10	A345-160J51-13M	50.8		174.1	63.0	3.0	3.10	9600	10	345R-1305
	13	2	6.0	0		12	A345-160J51-13H	50.8		174.1	63.0	3.0	4.70	9600	12	345R-1305
	13	2	6.0	0	16		A345-160J51-13HX	50.8		174.1	63.0	3.0	4.70	9600	16	345R-1305
200.0	13	1 7/8	6.0	0		8	A345-200J47-13L	47.6	66.7	214.1	63.0	3.0	4.90	8600	8	345R-1305
	13	1 7/8	6.0	0		12	A345-200J47-13M	47.6	66.7	214.1	63.0	3.0	4.91	8600	12	345R-1305
	13	1 7/8	6.0	0		16	A345-200J47-13H	47.6	66.7	214.1	63.0	3.0	4.70	8600	16	345R-1305
	13	1 7/8	6.0	0	20		A345-200J47-13HX	47.6	66.7	214.1	63.0	3.0	4.84	8600	20	345R-1305
250.0	13	1 7/8	6.0	0		10	A345-250J47-13L	47.6	66.7	264.1	63.0	3.0	4.84	7700	10	345R-1305
	13	1 7/8	6.0	0		14	A345-250J47-13M	47.6	66.7	264.1	63.0	3.0	4.86	7700	14	345R-1305
	13	1 7/8	6.0	0		18	A345-250J47-13H	47.6	66.7	264.1	63.0	3.0	4.95	7700	18	345R-1305
	13	1 7/8	6.0	0	24		A345-250J47-13HX	47.6	66.7	264.1	63.0	3.0	4.95	7700	24	345R-1305

J43 O5 Q1 Q35 Q16

SANDVIK Coromant

Fresa de planear CoroMill® 345

Mango cilíndrico



KAPR 45°

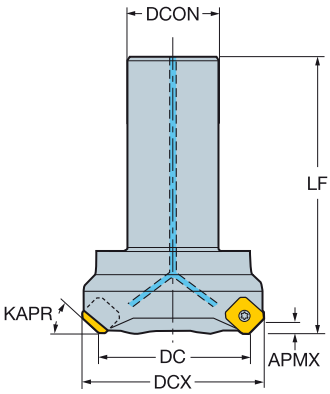

Versión métrica

DC		CZC_{MS}	APMX	CNSC		Código de pedido	Dimensiones, mm DCON	DCX	LF	Nm	Kg	RPMX	CICT	MIID
40.0	13	32	6.0	1	3	**345-040A32-13L**	32.0	54.1	120.0	3.0	0.80	19600	3	345R-1305
	13	32	6.0	1	4	**345-040A32-13M**	32.0	54.1	120.0	3.0	0.80	19600	4	345R-1305
50.0	13	32	6.0	1	3	**345-050A32-13L**	32.0	64.1	120.0	3.0	1.00	17500	3	345R-1305
	13	32	6.0	1	4	**345-050A32-13M**	32.0	54.1	120.0	3.0	1.00	17500	4	345R-1305

J43
O5
ISO 13399 Q1
CNSC CXSC Q35
C3 – D C Q16

Fresa de planear CoroMill® 345

Weldon

KAPR 45°

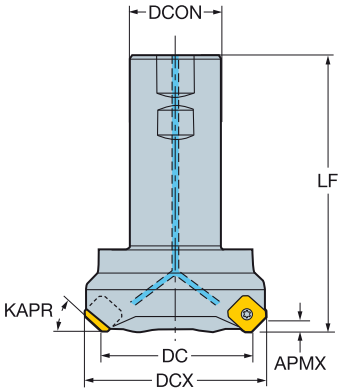

Versión en pulgadas

DC		CZC_{MS}	APMX	CNSC		Código de pedido	Dimensiones, pulg. DCON	DCX	LF	Ft/lbs	Lbs	RPMX	CICT	MIID
1.500	13	1 1/4	.236	1	3	**A345-038M32-13L**	1.250	2.054	5.865	2.2	1.80	20100	3	345R-1305
	13	1 1/4	.236	1	4	**A345-038M32-13M**	1.250	2.054	5.865	2.2	1.80	20100	4	345R-1305
2.000	13	1 1/4	.236	1	3	**A345-051M32-13L**	1.250	2.554	5.865	2.2	2.33	17300	3	345R-1305
	13	1 1/4	.236	1	4	**A345-051M32-13M**	1.250	2.554	5.865	2.2	2.33	17300	4	345R-1305
2.500	13	1 1/4	.236	1	4	**A345-063M32-13L**	1.250	3.054	5.865	2.2	2.33	15400	4	345R-1305

J43 O5 Q1 Q35 Q16

Plaquita CoroMill® 245 para fresado

KRINS 45°

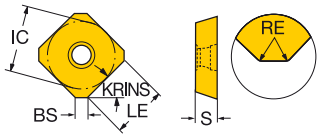

		RE	BS	Código de pedido	P							M						K									N				S									H				Dimensiones, mm, pulg.		
					1025	1030	2040	4220	4230	4240	530	1030	1040	2030	2040	4240	530	1020	3040	3220	3330	4220	4230	4240	H13A	K15W	K20W	1025	1030	H10	H13A	K15W	1010	1025	1030	2030	2040	H13A	S30T	S40T	1010	1025	1030	3040	4220	530	IC	LE	S
Ligero		12	2.3	R245-12 T3 E-AL																									☆																		13.4	10.0	3.97
			.091																																											.528	.394	.156
		12	1.5	R245-12 T3 E-PL	☆	☆		☆		☆							☆											☆	☆				☆	☆	☆				☆	☆		☆	☆	☆			☆	13.4	10.0	3.97
			.059																																											.528	.394	.156
		12	1.5	R245-12 T3 M-PL		☆		☆	☆	☆		☆				☆						☆	☆	☆									☆		☆				☆	☆	☆				☆			13.4	10.0	3.97
			.059																																											.528	.394	.156
		12	1.5	R245-12 T3 E-ML	☆	☆							☆															☆	☆					☆	☆								☆	☆				13.4	10.0	3.97
			.059																																											.528	.394	.156
		12	1.5	R245-12 T3 E-KL														☆		☆	☆				☆	☆					☆	☆					☆										13.4	10.0	3.97
			.059																																											.528	.394	.156
			1.5	R245-12 T3 M-KL														☆	☆	☆	☆						☆																	☆			13.4	10.0	3.97
			.059																																											.528	.394	.156
Medio		12	1.5	R245-12 T3 M-PM		☆		☆	☆	☆	☆	☆				☆	☆					☆	☆	☆									☆		☆				☆	☆				☆	☆		13.4	10.0	3.97
			.059																																											.528	.394	.156
		18	1.0	R245-18 T6 M-PM	☆	☆		☆	☆	☆						☆						☆	☆	☆				☆	☆				☆	☆	☆							☆	☆	☆		☆		18.0	13.9	6.10
			.039																																											.709	.547	.240
		12	1.5	R245-12 T3 K-MM									☆														☆														☆	☆					13.4	10.0	3.97
			.059																																											.528	.394	.156
		18	1.0	R245-18 T6 M-MM			☆							☆	☆																						☆	☆									18.0	13.9	6.10
			.039																																											.709	.547	.240
		12	2.0	R245-12 T3 M-KM														☆	☆	☆	☆				☆		☆				☆													☆			13.4	10.0	3.97
			.079																																											.528	.394	.156
		18	1.5	R245-18 T6 M-KM														☆	☆	☆	☆						☆																	☆			18.0	13.9	6.10
			.059																																											.709	.547	.240

J474 J508 Q1 Q17

Plaquita CoroMill® 245 para fresado

KRINS 45°

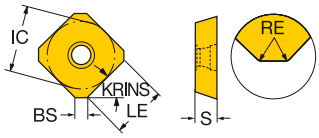

		RE	BS	Código de pedido	P							M					K								N				S								H				Dimensiones, mm, pulg.		
					1025	1030	2040	4220	4230	4240	530	1030	1040	2030	2040	4240	530	1020	3040	3220	3330	4220	4230	4240	H13A	K15W	K20W	1025	1030	H10	H13A	K15W	1010	1025	1030	2030	2040	H13A	S30T	S40T	1010	1025	1030	3040	4220	530	IC	LE	S
Pesado		12	1.6	1.5	R245-12 T3 M-PH				☆	☆	☆					☆					☆	☆	☆																				☆			13.4	9.8	3.97
			.063	.060																																									.528	.386	.156
			1.5	2.0	R245-12 T3 M-KH													☆	☆	☆	☆					☆																		☆			13.4	10.0	3.97
			.059	.079																																									.528	.394	.156

J474 J508 Q1 Q17

Plaquita CoroMill® 245 para fresado

KRINS 45°

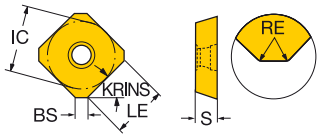

		RE	BS	Código de pedido	K 6190	K CB50	N CD10	H 6190	H CB50	IC	LE	S
Ligero		12	1.5	R245-12 T3 E		☆	☆		☆	13.4	3.5	3.97
			.059	*.055*						*.528*	*.138*	*.156*
			2.5	0.4	R245-12 T3 E1	☆			☆		13.4	10.0	3.97
			.098	*.016*						*.528*	*.394*	*.156*

Dimensiones, mm, pulg.

KRINS 45°

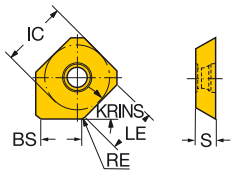

		RE	BS	Código de pedido	P 1025	P 1030	P 530	M 1025	M 2030	M 530	K 1020	K 3220	K 3330	K CB50	K H13A	K K15W	N 1025	N 1030	N CD10	N H13A	N K15W	S 1010	S 1025	S 1030	S 2030	S H13A	H 1010	H 1025	H 1030	H 530	H CB50	IC	LE	S
Ligero		12	2.5	6.4	R245-12 T3 E-W	☆	☆	☆	☆		☆	☆	☆	☆	☆	☆	☆	☆	☆	☆	☆	☆	☆	☆		☆	☆	☆	☆	☆	☆	13.4	3.5	3.97
			.098	*.252*																												*.528*	*.138*	*.156*
		18	1.0	10.8	R245-18 T6 E-W	☆	☆			☆		☆					☆	☆					☆	☆	☆			☆	☆			18.0	13.9	6.10
			.039	*.425*																												*.709*	*.547*	*.240*

Dimensiones, mm, pulg.

J474 J508 Q1 Q17

Fresa de planeado CoroMill® 245

En eje

STDNO ISO 6462:2011
KAPR 45°

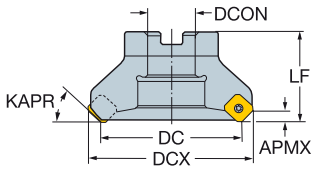

Versión métrica

DC		CZC_{MS}	APMX	CNSC			Código de pedido	Dimensiones, mm DCON	ISO	DBC	DCX	LF	Nm	Kg	RPMX	CICT	MIID
50.0	12	22	6.0	0		3	R245-050Q22-12L	22.0	A		62.5	40.0	3.0	0.65	16250	3	R245-12T3..
	12	22	6.0	0	4		R245-050Q22-12M	22.0	A		62.5	40.0	3.0	0.60	16250	4	R245-12T3..
	12	22	6.0	0	5		R245-050Q22-12H	22.0	A		62.5	40.0	3.0	0.50	16250	5	R245-12T3..
63.0	12	22	6.0	0		4	R245-063Q22-12L	22.0	A		75.5	40.0	3.0	0.79	14400	4	R245-12T3..
	12	22	6.0	0	5		R245-063Q22-12M	22.0	A		75.5	40.0	3.0	0.79	14400	5	R245-12T3..
	12	22	6.0	0	6		R245-063Q22-12H	22.0	A		75.5	40.0	3.0	0.58	14400	6	R245-12T3..
80.0	12	27	6.0	0		4	R245-080Q27-12L	27.0	B		92.5	50.0	3.0	1.42	12700	4	R245-12T3..
	12	27	6.0	0	6		R245-080Q27-12M	27.0	B		92.5	50.0	3.0	1.42	12700	6	R245-12T3..
	12	27	6.0	0	8		R245-080Q27-12H	27.0	B		92.5	50.0	3.0	0.97	12700	8	R245-12T3..
	18	32	10.0	0		4	R245-080Q32-18M	32.0	B		98.8	50.0	5.0	1.62	6100	4	R245-18T6..
	18	32	10.0	0		5	R245-080Q32-18H	32.0	B		98.8	50.0	5.0	1.60	6100	5	R245-18T6..
100.0	12	32	6.0	0		5	R245-100Q32-12L	32.0	B		112.5	50.0	3.0	1.87	11300	5	R245-12T3..
	12	32	6.0	0	7		R245-100Q32-12M	32.0	B		112.5	50.0	3.0	1.87	11300	7	R245-12T3..
	12	32	6.0	0	10		R245-100Q32-12H	32.0	B		112.5	50.0	3.0	1.42	11300	10	R245-12T3..
	18	32	10.0	0		4	R245-100Q32-18M	32.0	B		118.8	50.0	5.0	1.87	5400	4	R245-18T6..
	18	32	10.0	0		6	R245-100Q32-18H	32.0	B		118.8	50.0	5.0	1.87	5400	6	R245-18T6..
125.0	12	40	6.0	0		6	R245-125Q40-12L	40.0	B		137.5	63.0	3.0	3.16	10100	6	R245-12T3..
	12	40	6.0	0	8		R245-125Q40-12M	40.0	B		137.5	63.0	3.0	3.16	10100	8	R245-12T3..
	12	40	6.0	0	12		R245-125Q40-12H	40.0	B		137.5	63.0	3.0	2.60	10100	12	R245-12T3..
	18	40	10.0	0		5	R245-125Q40-18M	40.0	B		138.8	63.0	5.0	3.80	4900	5	R245-18T6..
	18	40	10.0	0		7	R245-125Q40-18H	40.0	B		138.8	63.0	5.0	3.80	4900	7	R245-18T6..
160.0	12	40S	6.0	0		7	R245-160Q40-12L	40.0	C	66.7	172.5	63.0	3.0	5.00	8900	7	R245-12T3..
	12	40S	6.0	0	10		R245-160Q40-12M	40.0	C	66.7	172.5	63.0	3.0	5.00	8900	10	R245-12T3..
	12	40S	6.0	0	16		R245-160Q40-12H	40.0	C	66.7	172.5	63.0	3.0	5.00	8900	16	R245-12T3..
	18	40S	10.0	0		6	R245-160Q40-18M	40.0	C	66.7	178.8	63.0	5.0	8.50	4300	6	R245-18T6..
	18	40S	10.0	0		9	R245-160Q40-18H	40.0	C	66.7	178.8	63.0	5.0	8.50	4300	9	R245-18T6..
200.0	12	60	6.0	0		8	R245-200Q60-12L	60.0	C	101.6	212.5	63.0	3.0	6.70	7950	8	R245-12T3..
	12	60	6.0	0	12		R245-200Q60-12M	60.0	C	101.6	212.5	63.0	3.0	6.70	7950	12	R245-12T3..
	12	60	6.0	0	20		R245-200Q60-12H	60.0	C	101.6	212.5	63.0	3.0	6.70	7950	20	R245-12T3..
	18	60	10.0	0		8	R245-200Q60-18M	60.0	C	101.6	218.8	63.0	5.0	12.00	3800	8	R245-18T6..
	18	60	10.0	0		12	R245-200Q60-18H	60.0	C	101.6	218.8	63.0	5.0	12.00	3800	12	R245-18T6..
250.0	12	60	6.0	0		10	R245-250Q60-12L	60.0	C	101.6	262.5	63.0	3.0	8.70	7100	10	R245-12T3..
	12	60	6.0	0	14		R245-250Q60-12M	60.0	C	101.6	262.5	63.0	3.0	8.80	7100	14	R245-12T3..
	12	60	6.0	0	24		R245-250Q60-12H	60.0	C	101.6	262.5	63.0	3.0	8.66	7100	24	R245-12T3..
	18	60	10.0	0		10	R245-250Q60-18M	60.0	C	101.6	268.8	63.0	5.0	8.82	3400	10	R245-18T6..
	18	60	10.0	0		14	R245-250Q60-18H	60.0	C	101.6	268.8	63.0	5.0	8.80	3400	14	R245-18T6..

J51
O5
Q5
Q1
Q35
Q16

Fresa de planeado CoroMill® 245

En eje

STDNO ISO 6462:2011
KAPR 45°

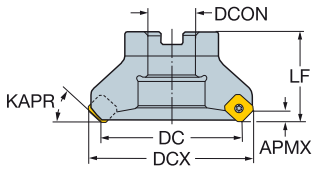

Versión en pulgadas

DC		CZC_{MS}	APMX	CNSC			Código de pedido	Dimensiones, pulg. DCON	ISO	DBC	DCX	LF	Ft/lbs	Lbs	RPMX	CICT	MIID
2.000	12	3/4	.240	0		3	RA245-051R19-12L	.750	A		2.492	1.575	2.2	1.16	16250	3	R245-12T3..
	12	3/4	.240	0	4		RA245-051R19-12M	.750	A		2.492	1.575	2.2	1.41	16250	4	R245-12T3..
	12	3/4	.240	0	5		RA245-051R19-12H	.750	A		2.492	1.575	2.2	0.40	16250	5	R245-12T3..
2.500	12	3/4	.240	0		4	RA245-063R19-12L	.750	A		2.992	1.575	2.2	1.67	14400	4	R245-12T3..
	12	3/4	.240	0	5		RA245-063R19-12M	.750	A		2.992	1.575	2.2	24.20	14400	5	R245-12T3..
	12	3/4	.240	0	6		RA245-063R19-12H	.750	A		2.992	1.575	2.2	1.67	14400	6	R245-12T3..
3.000	12	1	.240	0		4	RA245-076R25-12L	1.000	B		3.492	1.969	2.2	2.51	12700	4	R245-12T3..
	12	1	.240	0	6		RA245-076R25-12M	1.000	B		3.492	1.969	2.2	24.20	12700	6	R245-12T3..
	12	1	.240	0	8		RA245-076R25-12H	1.000	B		3.492	1.969	2.2	24.20	12700	8	R245-12T3..
	18	1	.394	0		4	RA245-076R25-18M	1.000	B		3.740	1.969	3.7	3.08	6300	4	R245-18T6..
	18	1	.394	0		5	RA245-076R25-18H	1.000	B		3.740	1.969	3.7	3.08	6300	5	R245-18T6..
4.000	12	1 1/2	.240	0		5	RA245-102R38-12L	1.500	B		4.492	1.969	2.2	8.22	11300	5	R245-12T3..
	12	1 1/2	.240	0	7		RA245-102R38-12M	1.500	B		4.492	1.969	2.2	8.22	11300	7	R245-12T3..
	12	1 1/2	.240	0	10		RA245-102R38-12H	1.500	B		4.492	1.969	2.2	8.20	11300	10	R245-12T3..
	18	1 1/2	.394	0		4	RA245-102R38-18M	1.500	B		4.740	1.969	3.7	8.24	5400	4	R245-18T6..
	18	1 1/2	.394	0		6	RA245-102R38-18H	1.500	B		4.740	1.969	3.7	8.23	5400	6	R245-18T6..
5.000	12	1 1/2	.240	0		6	RA245-127R38-12L	1.500	B		5.492	2.480	2.2	18.04	10100	6	R245-12T3..
	12	1 1/2	.240	0	8		RA245-127R38-12M	1.500	B		5.492	2.480	2.2	18.04	10100	8	R245-12T3..
	12	1 1/2	.240	0	12		RA245-127R38-12H	1.500	B		5.492	2.480	2.2	18.04	10100	12	R245-12T3..
	18	1 1/2	.394	0		5	RA245-127R38-18M	1.500	B		5.740	2.480	3.7	18.04	4800	5	R245-18T6..
	18	1 1/2	.394	0		7	RA245-127R38-18H	1.500	B		5.740	2.480	3.7	18.04	4800	7	R245-18T6..
6.000	12	1 1/2	.240	0		7	RA245-152R38-12L	1.500	B		6.492	2.480	2.2	18.04	8900	7	R245-12T3..
	12	1 1/2	.240	0	10		RA245-152R38-12M	1.500	B		6.492	2.480	2.2	18.04	8900	10	R245-12T3..
	12	1 1/2	.240	0	15		RA245-152R38-12H	1.500	B		6.492	2.480	2.2	18.04	8900	15	R245-12T3..
	18	1 1/2	.394	0		6	RA245-152R38-18M	1.500	B		6.740	2.480	3.7	18.04	4400	6	R245-18T6..
	18	1 1/2	.394	0		9	RA245-152R38-18H	1.500	B		6.740	2.480	3.7	18.04	4400	9	R245-18T6..
8.000	12	2 1/2	.240	0		8	RA245-203R63-12L	2.500	C	4.000	8.492	2.480	2.2	17.38	7950	8	R245-12T3..
	12	2 1/2	.240	0	12		RA245-203R63-12M	2.500	C	4.000	8.492	2.480	2.2	17.49	7950	12	R245-12T3..
	12	2 1/2	.240	0	20		RA245-203R63-12H	2.500	C	4.000	8.492	2.480	2.2	17.38	7950	20	R245-12T3..
	18	2 1/2	.394	0		8	RA245-203R63-18M	2.500	C	4.000	8.740	2.480	3.7	17.60	3800	8	R245-18T6..
	18	2 1/2	.394	0		12	RA245-203R63-18H	2.500	C	4.000	8.740	2.480	3.7	17.51	3800	12	R245-18T6..
10.000	12	2 1/2	.240	0		10	RA245-254R63-12L	2.500	C	4.000	10.492	2.480	2.2	16.06	7100	10	R245-12T3..
	12	2 1/2	.240	0	14		RA245-254R63-12M	2.500	C	4.000	10.492	2.480	2.2	16.17	7100	14	R245-12T3..
	12	2 1/2	.240	0	24		RA245-254R63-12H	2.500	C	4.000	10.492	2.480	2.2	17.71	7100	24	R245-12T3..
	18	2 1/2	.394	0		10	RA245-254R63-18M	2.500	C	4.000	10.740	2.480	3.7	19.58	3400	10	R245-18T6..
	18	2 1/2	.394	0		14	RA245-254R63-18H	2.500	C	4.000	10.740	2.480	3.7	19.58	3400	14	R245-18T6..

J51
O5
Q5
Q1
Q35
Q16

Fresa de planeado CoroMill® 245

En eje

KAPR 45°



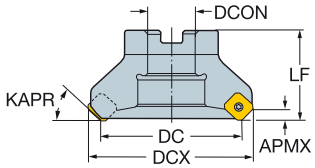

Versión CIS

DC		CZC_{MS}	APMX	CNSC			Código de pedido	Dimensiones, mm DCON	DBC	DCX	LF	Nm	Kg	RPMX	CICT	MIID
80.0	12	1	6.0	0		4	RA245-080J25.4-12L	25.4		92.5	50.0	3.0	1.40	12700	4	R245-12T3..
	12	1	6.0	0	6		RA245-080J25.4-12M	25.4		92.5	50.0	3.0	1.40	12700	6	R245-12T3..
	12	1	6.0	0	8		RA245-080J25.4-12H	25.4		92.5	50.0	3.0	1.14	12700	8	R245-12T3..
	18	1	10.0	0		4	RA245-080J25-18M	25.4		99.8	50.0	5.0	1.40	6100	4	R245-18T6..
	18	1	10.0	0		5	RA245-080J25-18H	25.4		101.3	50.0	5.0	1.40	6100	5	R245-18T6..
100.0	12	1 1/4	6.0	0		5	RA245-100J31.75-12L	31.8		112.5	63.0	3.0	2.60	11300	5	R245-12T3..
	12	1 1/4	6.0	0	7		RA245-100J31.75-12M	31.8		112.5	63.0	3.0	2.60	11300	7	R245-12T3..
	12	1 1/4	6.0	0	10		RA245-100J31.75-12H	31.8		112.5	63.0	3.0	2.60	11300	10	R245-12T3..
	18	1 1/4	10.0	0		4	RA245-100J31-18M	31.8		118.8	63.0	5.0	2.60	5400	4	R245-18T6..
	18	1 1/4	10.0	0		6	RA245-100J31-18H	31.8		118.8	63.0	5.0	2.60	5400	6	R245-18T6..
125.0	12	1 1/2	6.0	0		6	RA245-125J38.1-12L	38.1		137.5	63.0	3.0	3.76	10100	6	R245-12T3..
	12	1 1/2	6.0	0	8		RA245-125J38.1-12M	38.1		137.5	63.0	3.0	3.76	10100	8	R245-12T3..
	12	1 1/2	6.0	0	12		RA245-125J38.1-12H	38.1		137.5	63.0	3.0	3.75	10100	12	R245-12T3..
	18	1 1/2	10.0	0		5	RA245-125J38-18M	38.1		143.8	63.0	5.0	3.73	4900	5	R245-18T6..
	18	1 1/2	10.0	0		7	RA245-125J38-18H	38.1		143.8	63.0	5.0	3.78	4900	7	R245-18T6..
160.0	12	2	6.0	0		7	RA245-160J50.8-12L	50.8		172.5	63.0	3.0	11.00	8900	7	R245-12T3..
	12	2	6.0	0	10		RA245-160J50.8-12M	50.8		172.5	63.0	3.0	11.00	8900	10	R245-12T3..
	12	2	6.0	0	16		RA245-160J50.8-12H	50.8		172.5	63.0	3.0	11.00	8900	16	R245-12T3..
	18	2	10.0	0		6	RA245-160J51-18M	50.8		178.8	63.0	5.0	8.10	4300	6	R245-18T6..
	18	2	10.0	0		9	RA245-160J51-18H	50.8		178.8	63.0	5.0	8.06	4300	9	R245-18T6..
200.0	12	1 7/8	6.0	0		8	RA245-200J47.625-12L	47.6	66.7	212.5	63.0	3.0	8.10	7950	8	R245-12T3..
	12	1 7/8	6.0	0	12		RA245-200J47.625-12M	47.6	66.7	212.5	63.0	3.0	8.10	7950	12	R245-12T3..
	12	1 7/8	6.0	0	20		RA245-200J47.625-12H	47.6	66.7	212.5	63.0	3.0	8.10	7950	20	R245-12T3..
	18	1 7/8	10.0	0		8	RA245-200J47-18M	47.6	66.7	218.8	63.0	5.0	7.90	3800	8	R245-18T6..
	18	1 7/8	10.0	0		12	RA245-200J47-18H	47.6	66.7	218.8	63.0	5.0	8.15	3800	12	R245-18T6..
250.0	12	1 7/8	6.0	0		10	RA245-250J47.625-12L	47.6	66.7	262.5	63.0	3.0	8.00	7100	10	R245-12T3..
	12	1 7/8	6.0	0	14		RA245-250J47.625-12M	47.6	66.7	262.5	63.0	3.0	8.04	7100	14	R245-12T3..
	18	1 7/8	10.0	0		10	RA245-250J47-18M	47.6	66.7	268.8	63.0	5.0	8.04	3400	10	R245-18T6..
	18	1 7/8	10.0	0		14	RA245-250J47-18H	47.6	66.7	268.8	63.0	5.0	8.04	3400	14	R245-18T6..

J51 O5 Q5 Q1 Q35 Q16

Fresa de planeado CoroMill® 245

Mango cilíndrico

KAPR 45°

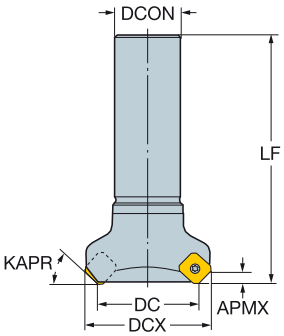

Versión métrica

DC		CZC_{MS}	APMX	CNSC			Código de pedido	Dimensiones, mm DCON	DCX	LF	Nm	Kg	RPMX	CICT	MIID
32.0	12	32	6.0	0	3		**R245-032A32-12M**	32.0	44.5	120.0	3.0	0.97	18250	3	R245-12T3..
40.0	12	32	6.0	0		3	**R245-040A32-12L**	32.0	52.5	120.0	3.0	1.17	18250	3	R245-12T3..
50.0	12	32	6.0	0		3	**R245-050A32-12L**	32.0	62.5	120.0	3.0	1.42	16250	3	R245-12T3..
	12	32	6.0	0	4		**R245-050A32-12M**	32.0	62.5	120.0	3.0	1.42	16250	4	R245-12T3..
63.0	12	32	6.0	0		4	**R245-063A32-12L**	32.0	75.5	120.0	3.0	1.17	14400	4	R245-12T3..
	12	32	6.0	0	5		**R245-063A32-12M**	32.0	75.5	120.0	3.0	1.88	14400	5	R245-12T3..
80.0	12	32	6.0	0		4	**R245-080A32-12L**	32.0	92.5	120.0	3.0	2.14	12700	4	R245-12T3..
	12	32	6.0	0	6		**R245-080A32-12M**	32.0	92.5	120.0	3.0	1.88	12700	6	R245-12T3..

Fresa de planeado CoroMill® 245

Whistle notch/Weldon

KAPR 45°

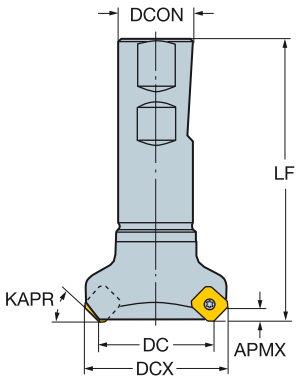

Versión en pulgadas

DC		CZC_{MS}	APMX	CNSC			Código de pedido	Dimensiones, pulg. DCON	DCX	LF	Ft/lbs	Lbs	RPMX	CICT	MIID
1.250	12	1	.240	0		2	RA245-032MN25-12L	1.000	1.742	3.858	2.2	1.65	18250	2	R245-12T3..
	12	1	.240	0	3		RA245-032MN25-12M	1.000	1.742	3.858	2.2	1.10	18250	3	R245-12T3..
1.500	12	1 1/4	.240	0		3	RA245-038MN32-12L	1.250	1.992	3.858	2.2	1.98	18250	3	R245-12T3..
	12	1 1/4	.240	0	4		RA245-038MN32-12M	1.250	1.992	3.858	2.2	2.42	18250	4	R245-12T3..
2.000	12	1 1/4	.240	0		3	RA245-051MN32-12L	1.250	2.492	3.976	2.2	3.08	16250	3	R245-12T3..
	12	1 1/4	.240	0	4		RA245-051MN32-12M	1.250	2.492	3.976	2.2	2.49	16250	4	R245-12T3..
2.500	12	1 1/4	.240	0		4	RA245-063MN32-12L	1.250	2.992	3.976	2.2	3.08	14400	4	R245-12T3..
	12	1 1/4	.240	0	5		RA245-063MN32-12M	1.250	2.992	3.976	2.2	3.08	14400	5	R245-12T3..

J51
O5
Q5
ISO 13399 Q1
CNSC CXSC Q35
C3 - D C Q16

SANDVIK Coromant

Plaquita CoroMill® 357 para fresado

KRINS 57°

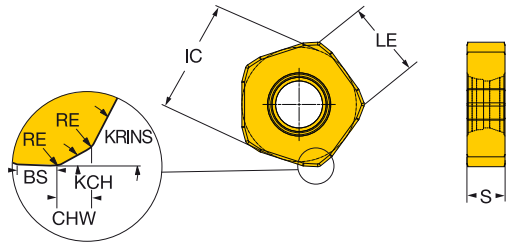

			RE	KCH	CHW	BS	Código de pedido	P 1030	P 4220	P 4230	P 4240	K 1020	K 3040	K 3220	K 3330	K 4220	K 4230	K 4240	Dimensiones, mm, pulg. IC	LE	S
Medio		24	1.0	14°	2.6	3.0	**357R-2408M-PM**	☆	☆	☆	☆	☆	☆	☆	☆	☆	☆	☆	24.4	13.0	7.94
			.039		*.102*	*.118*													*.961*	*.512*	*.313*
Pesado		24	1.0	14°	2.6	3.0	**357N-2408M-KH**		☆	☆	☆		☆	☆	☆	☆	☆		24.4	13.0	7.94
			.039		*.102*	*.118*													*.961*	*.512*	*.313*

J474 J508 Q1 Q17

Fresa CoroMill® 357 para planeado

En eje

K

STDNO ISO 6462:2011
KAPR 57°

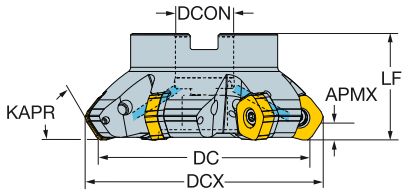

L

Versión métrica

M

DC		CZC_{MS}	APMX	CNSC		Código de pedido	Dimensiones, mm DCON	ISO	DBC	DCX	LF	Nm	Kg	RPMX	CICT	MIID
100.0	24	32	10.0	1	5	357-100Q32-24M	32.0	A		115.8	50.0	15.0	1.20	5100	5	357R-2408
125.0	24	40	10.0	1	6	357-125Q40-24M	40.0	B		140.8	63.0	15.0	2.30	4400	6	357R-2408
160.0	24	40	10.0	0	8	357-160Q40-24M	40.0	B		175.8	63.0	15.0	3.20	4000	8	357R-2408
200.0	24	60	10.0	0	10	357-200Q60-24M	60.0	C	101.6	215.8	63.0	15.0	6.70	3500	10	357R-2408
250.0	24	60	10.0	0	12	357-250Q60-24M	60.0	C	101.6	265.8	63.0	15.0	12.50	3100	12	357R-2408
315.0	24	60	10.0	0	14	357-315Q60-24M	60.0	C	101.6	330.8	80.0	15.0	20.60	2800	14	357R-2408

Versión en pulgadas

N

DC		CZC_{MS}	APMX	CNSC		Código de pedido	Dimensiones, pulg. DCON	ISO	DBC	DCX	LF	Ft/lbs	Lbs	RPMX	CICT	MIID
4.000	24	1 1/2	.394	1	5	A357-102R38-24M	1.500	A		4.622	2.480	11.1	2.64	5000	5	357R-2408
5.000	24	1 1/2	.394	1	6	A357-127R38-24M	1.500	A		5.622	2.480	11.1	5.28	4400	6	357R-2408
6.000	24	1 1/2	.394	1	8	A357-152R38-24M	1.500	B		6.622	2.480	11.1	6.38	4100	8	357R-2408
8.000	24	2 1/2	.394	0	10	A357-203R63-24M	2.500	C	4.000	8.622	2.480	11.1	15.18	3500	10	357R-2408
10.000	24	2 1/2	.394	0	12	A357-254R63-24M	2.500	C	4.000	10.622	2.480	11.1	28.38	3000	12	357R-2408

Versión CIS

O

DC		CZC_{MS}	APMX	CNSC		Código de pedido	Dimensiones, mm DCON	DBC	DCX	LF	Nm	Kg	RPMX	CICT	MIID
100.0	24	1 1/4	10.0	1	5	A357-100J31.75-24M	31.8		115.8	63.0	15.0	1.20	5100	5	357R-2408
125.0	24	1 1/2	10.0	1	6	A357-125J38.1-24M	38.1		140.8	63.0	15.0	2.30	4400	6	357R-2408
160.0	24	2	10.0	0	8	A357-160J50.8-24M	50.8		175.8	63.0	15.0	3.20	4000	8	357R-2408
200.0	24	1 7/8	10.0	0	10	A357-200J47.625-24M	47.6	66.7	215.8	63.0	15.0	6.70	3500	10	357R-2408
250.0	24	1 7/8	10.0	0	12	A357-250J47.625-24M	47.6	66.7	265.8	63.0	15.0	12.50	3000	12	357R-2408

P

Q

J59

O5

ISO 13399 Q1

CNSC CXSC Q35

C3 – D C Q16

SANDVIK Coromant

Plaquita CoroMill® 360 para fresado

KRINS 60°

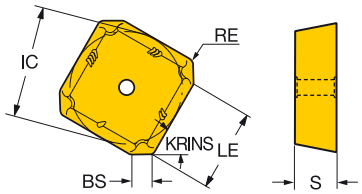

			RE	BS	Código de pedido	P			M		K				S		Dimensiones, mm, pulg.		
						4220	4230	4240	2030	2040	3040	3220	3330	4220	2030	2040	IC	LE	S
Pesado		19	1.6	2.2	360L-1906M-PH		☆										18.9	15.0	6.35
			.063	*.087*													*.746*	*.591*	*.250*
			1.6	2.2	360R-19 06M-PH	☆	☆	☆						☆			18.9	15.0	6.35
			.063	*.087*													*.746*	*.591*	*.250*
		28	1.7	4.6	360L-2807M-PH		☆										28.5	20.0	7.94
			.067	*.181*													*1.121*	*.787*	*.313*
			1.7	4.6	360R-28 07M-PH	☆	☆	☆						☆			28.5	20.0	7.94
			.067	*.181*													*1.121*	*.787*	*.313*
		19	1.6	2.2	360L-1906M-MH					☆						☆	18.9	15.0	6.35
			.063	*.087*													*.746*	*.591*	*.250*
			1.6	2.2	360R-19 06M-MH				☆	☆					☆	☆	18.9	15.0	6.35
			.063	*.087*													*.746*	*.591*	*.250*
		28	1.7	4.6	360L-2807M-MH					☆						☆	28.5	20.0	7.94
			.067	*.181*													*1.121*	*.787*	*.313*
			1.7	4.6	360R-28 07M-MH				☆	☆					☆	☆	28.5	20.0	7.94
			.067	*.181*													*1.121*	*.787*	*.313*
		19	1.6	2.2	360L-1906M-KH						☆						18.9	15.0	6.35
			.063	*.087*													*.746*	*.591*	*.250*
			1.6	2.2	360R-19 06M-KH						☆	☆	☆				18.9	15.0	6.35
			.063	*.087*													*.746*	*.591*	*.250*
		28	1.7	4.6	360L-2807M-KH						☆						28.5	20.0	7.94
			.067	*.181*													*1.121*	*.787*	*.313*
			1.7	4.6	360R-28 07M-KH						☆	☆	☆				28.5	20.0	7.94
			.067	*.181*													*1.121*	*.787*	*.313*

J474 J508 Q1 Q17

Fresa de planear CoroMill® 360

En eje

STDNO ISO 6462:2011
KAPR 60°

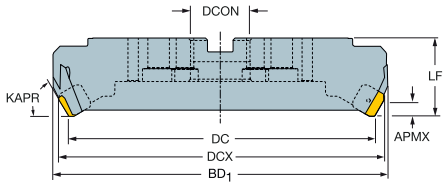

Versión métrica

DC		CZC_{MS}	APMX	CNSC			Código de pedido	Dimensiones, mm DCON	ISO	DBC	DBC_1	DBC_2	DCX	BD_1	LF	Nm	Kg	RPMX	CICT	MIID
160.0	19	40	13.0	0		6	360-160Q40-Z6D19	40.0	B				175.0	186.6	80.0	16.0	12.90	795	6	360R-1906
	19	40	13.0	0	8		360-160Q40-Z8E19	40.0	B				175.0	186.6	80.0	16.0	12.90	795	8	360R-1906
	28	40	18.0	0		6	360-160Q40-Z6D28	40.0	B				180.8	186.2	80.0	16.0	12.90	795	6	360R-2807
	28	40	18.0	0	8		360-160Q40-Z8E28	40.0	B				180.8	186.2	80.0	16.0	12.90	795	8	360R-2807
200.0	19	60	13.0	0		8	360-200Q60-Z8D19	60.0	C	101.6			215.0	226.6	80.0	16.0	12.80	640	8	360R-1906
	19	60	13.0	0	10		360-200Q60-Z10E19	60.0	C	101.6			215.0	226.6	80.0	16.0	13.00	640	10	360R-1906
	28	60	18.0	0		8	360-200Q60-Z8D28	60.0	C	101.6			220.8	226.2	80.0	16.0	12.90	640	8	360R-2807
	28	60	18.0	0	10		360-200Q60-Z10E28	60.0	C	101.6			220.8	226.2	80.0	16.0	12.70	640	10	360R-2807
250.0	19	60	13.0	0		10	360-250Q60-Z10D19	60.0	C	101.6			265.0	276.6	80.0	16.0	51.00	510	10	360R-1906
	19	60	13.0	0	12		360-250Q60-Z12E19	60.0	C	101.6			265.0	276.6	80.0	16.0	12.90	510	12	360R-1906
	28	60	18.0	0		10	360-250Q60-Z10D28	60.0	C	101.6			270.8	276.2	80.0	16.0	12.90	510	10	360R-2807
	28	60	18.0	0	12		360-250Q60-Z12E28	60.0	C	101.6			270.8	276.2	80.0	16.0	12.70	510	12	360R-2807
315.0	19	60	13.0	0		12	360-315Q60-Z12D19	60.0	C		101.6	177.8	330.0	341.6	80.0	16.0	5.00	405	12	360R-1906
	19	60	13.0	0	15		360-315Q60-Z15E19	60.0	C		101.6	177.8	330.0	341.6	80.0	16.0	5.00	405	15	360R-1906
	28	60	18.0	0		12	360-315Q60-Z12D28	60.0	C		101.6	177.8	335.8	341.2	80.0	16.0	5.00	405	12	360R-2807
	28	60	18.0	0	15		360-315Q60-Z15E28	60.0	C		101.6	177.8	335.8	341.2	80.0	16.0	5.00	405	15	360R-2807
400.0	19	60	13.0	0		15	360-400Q60-Z15D19	60.0	C		101.6	177.8	415.0	426.6	80.0	16.0	5.00	320	15	360R-1906
	19	60	13.0	0	19		360-400Q60-Z19E19	60.0	C		101.6	177.8	415.0	426.6	80.0	16.0	51.00	320	19	360R-1906
	28	60	18.0	0		15	360-400Q60-Z15D28	60.0	C		101.6	177.8	420.8	426.2	80.0	16.0	5.00	320	15	360R-2807
	28	60	18.0	0	19		360-400Q60-Z19E28	60.0	C		101.6	177.8	420.8	426.2	80.0	16.0	53.00	320	19	360R-2807
500.0	19	60	13.0	0		18	360-500Q60-Z18D19	60.0	C		101.6	177.8	515.0	526.6	80.0	16.0	55.00	255	18	360R-1906
	19	60	13.0	0	24		360-500Q60-Z24E19	60.0	C		101.6	177.8	515.0	526.6	80.0	16.0	6.00	255	24	360R-1906
	28	60	18.0	0		18	360-500Q60-Z18D28	60.0	C		101.6	177.8	520.8	526.2	80.0	16.0	55.00	255	18	360R-2807
	28	60	18.0	0	24		360-500Q60-Z24E28	60.0	C		101.6	177.8	520.8	526.2	80.0	16.0	6.00	255	24	360R-2807

J61 O5 Q1 Q35 Q16

Fresa de planear CoroMill® 360

En eje

STDNO ISO 6462:2011
KAPR 60°

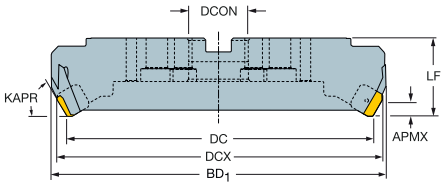

Versión en pulgadas

DC		CZC$_{MS}$	APMX	CNSC			Código de pedido	Dimensiones, pulg. DCON	ISO	DBC	DCX	LF	Ft/lbs	Lbs	RPMX	CICT	MIID
6.000	19	1 1/2	.512	0		6	A360-152R38-Z6D19	1.500	B		6.591	3.150	11.8	10.78	840	6	360R-1906
	19	1 1/2	.512	0	8		A360-152R38-Z8E19	1.500	B		6.591	3.150	11.8	10.78	840	8	360R-1906
	28	1 1/2	.709	0		6	A360-152R38-Z6D28	1.500	B		6.819	3.150	11.8	10.78	840	6	360R-2807
	28	1 1/2	.709	0	8		A360-152R38-Z8E28	1.500	B		6.819	3.150	11.8	10.36	840	8	360R-2807
8.000	19	2 1/2	.512	0		8	A360-203R63-Z8D19	2.500	C	4.000	8.591	3.150	11.8	10.56	630	8	360R-1906
	19	2 1/2	.512	0	10		A360-203R63-Z10E19	2.500	C	4.000	8.591	3.150	11.8	10.41	630	10	360R-1906
	28	2 1/2	.709	0		8	A360-203R63-Z8D28	2.500	C	4.000	8.819	3.150	11.8	10.56	630	8	360R-2807
	28	2 1/2	.709	0	10		A360-203R63-Z10E28	2.500	C	4.000	8.819	3.150	11.8	10.47	630	10	360R-2807
10.000	19	2 1/2	.512	0		10	A360-254R63-Z10D19	2.500	C	4.000	10.591	3.150	11.8	48.18	500	10	360R-1906
	19	2 1/2	.512	0	12		A360-254R63-Z12E19	2.500	C	4.000	10.591	3.150	11.8	47.08	500	12	360R-1906
	28	2 1/2	.709	0		10	A360-254R63-Z10D28	2.500	C	4.000	10.819	3.150	11.8	48.40	500	10	360R-2807
	28	2 1/2	.709	0	12		A360-254R63-Z12E28	2.500	C	4.000	10.819	3.150	11.8	10.96	500	12	360R-2807
12.000	19	2 1/2	.512	0		12	A360-305R63-Z12D19	2.500	C	4.000	12.591	3.150	11.8	65.78	420	12	360R-1906
	19	2 1/2	.512	0	15		A360-305R63-Z15E19	2.500	C	4.000	12.591	3.150	11.8	66.00	420	15	360R-1906
	28	2 1/2	.709	0		12	A360-305R63-Z12D28	2.500	C	4.000	12.819	3.150	11.8	66.00	420	12	360R-2807
	28	2 1/2	.709	0	15		A360-305R63-Z15E28	2.500	C	4.000	12.819	3.150	11.8	66.00	420	15	360R-2807
16.000	19	2 1/2	.512	0		15	A360-406R63-Z15D19	2.500	C	4.000	16.591	3.150	11.8	110.66	315	15	360R-1906
	19	2 1/2	.512	0	19		A360-406R63-Z19E19	2.500	C	4.000	16.591	3.150	11.8	110.66	315	19	360R-1906
	28	2 1/2	.709	0		15	A360-406R63-Z15D28	2.500	C	4.000	16.819	3.150	11.8	110.66	315	15	360R-2807
	28	2 1/2	.709	0	19		A360-406R63-Z19E28	2.500	C	4.000	16.819	3.150	11.8	110.66	315	19	360R-2807
20.000	19	2 1/2	.512	0		18	A360-508R63-Z18D19	2.500	C	4.000	20.591	3.150	11.8	164.34	250	18	360R-1906
	19	2 1/2	.512	0	24		A360-508R63-Z24E19	2.500	C	4.000	20.591	3.150	11.8	164.34	250	24	360R-1906
	28	2 1/2	.709	0		18	A360-508R63-Z18D28	2.500	C	4.000	20.819	3.150	11.8	163.24	250	18	360R-2807
	28	2 1/2	.709	0	24		A360-508R63-Z24E28	2.500	C	4.000	20.819	3.150	11.8	163.24	250	24	360R-2807

J61 O5 Q1 Q35 Q16

Fresa de planear CoroMill® 360

En eje

KAPR 60°

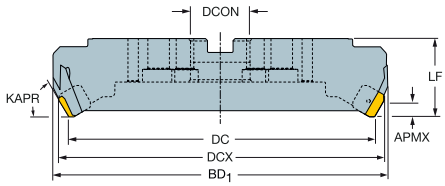

Versión CIS

DC		CZC_{MS}	APMX	CNSC			Código de pedido	Dimensiones, mm DCON	DBC	DCX	BD_1	LF	Nm	Kg	RPMX	CICT	MIID
160.0	19	1 1/2	13.0	0		6	A360-160J38-Z6D19	38.1		175.0	186.6	80.0	16.0	4.80	795	6	360R-1906
	19	1 1/2	13.0	0	8		A360-160J38-Z8E19	38.1		175.0	186.6	80.0	16.0	4.80	795	8	360R-1906
	28	1 1/2	18.0	0		6	A360-160J38-Z6D28	38.1		180.8	186.2	80.0	16.0	4.80	795	6	360R-2807
	28	1 1/2	13.0	0	8		A360-160J38-Z8E28	38.1		175.0	186.2	80.0	16.0	4.82	795	8	360R-2807
200.0	19	1 7/8	13.0	0		8	A360-200J47-Z8D19	47.6	66.7	215.0	226.6	80.0	16.0	4.72	640	8	360R-1906
	19	1 7/8	13.0	0	10		A360-200J47-Z10E19	47.6	66.7	215.0	226.6	80.0	16.0	4.83	640	10	360R-1906
	28	1 7/8	18.0	0		8	A360-200J47-Z8D28	47.6	66.7	220.8	226.2	80.0	16.0	4.72	640	8	360R-2807
	28	1 7/8	18.0	0	10		A360-200J47-Z10E28	47.6	66.7	220.8	226.2	80.0	16.0	4.71	640	10	360R-2807
250.0	19	1 7/8	13.0	0		10	A360-250J47-Z10D19	47.6	66.7	265.0	276.6	80.0	16.0	21.40	510	10	360R-1906
	19	1 7/8	13.0	0	12		A360-250J47-Z12E19	47.6	66.7	265.0	276.6	80.0	16.0	5.00	510	12	360R-1906
	28	1 7/8	18.0	0		10	A360-250J47-Z10D28	47.6	66.7	270.8	276.2	80.0	16.0	5.00	510	10	360R-2807
	28	1 7/8	18.0	0	12		A360-250J47-Z12E28	47.6	66.7	270.8	276.2	80.0	16.0	5.07	510	12	360R-2807
315.0	19	1 7/8	13.0	0		12	A360-315J47-Z12D19	47.6	66.7	330.0	341.6	80.0	16.0	32.60	405	12	360R-1906
	19	1 7/8	13.0	0	15		A360-315J47-Z15E19	47.6	66.7	330.0	341.6	80.0	16.0	32.60	405	15	360R-1906
	28	1 7/8	18.0	0		12	A360-315J47-Z12D28	47.6	66.7	335.8	341.2	80.0	16.0	32.30	405	12	360R-2807
	28	1 7/8	18.0	0	15		A360-315J47-Z15E28	47.6	66.7	335.8	341.2	80.0	16.0	32.30	405	15	360R-2807
400.0	19	1 7/8	13.0	0		15	A360-400J47-Z15D19	47.6	66.7	415.0	426.6	80.0	16.0	49.00	320	15	360R-1906
	19	1 7/8	13.0	0	19		A360-400J47-Z19E19	47.6	66.7	415.0	426.6	80.0	16.0	49.00	320	19	360R-1906
	28	1 7/8	18.0	0		15	A360-400J47-Z15D28	47.6	66.7	420.8	426.2	80.0	16.0	48.60	320	15	360R-2807
	28	1 7/8	18.0	0	19		A360-400J47-Z19E28	47.6	66.7	420.8	426.2	80.0	16.0	48.60	320	19	360R-2807
500.0	19	1 7/8	13.0	0		18	A360-500J47-Z18D19	47.6	66.7	515.0	526.6	80.0	16.0	72.60	255	18	360R-1906
	19	1 7/8	13.0	0	24		A360-500J47-Z24E19	47.6	66.7	515.0	526.6	80.0	16.0	72.60	255	24	360R-1906
	28	1 7/8	18.0	0		18	A360-500J47-Z18D28	47.6	66.7	520.8	526.2	80.0	16.0	72.10	255	18	360R-2807
	28	1 7/8	18.0	0	24		A360-500J47-Z24E28	47.6	66.7	520.8	526.2	80.0	16.0	72.10	255	24	360R-2807

J61 O5 ISO 13399 Q1 CNSC CXSC Q35 C3 - D C Q16

SANDVIK Coromant

Fresa de planear CoroMill® 360

En eje

Cuerpo de fresa sin cartuchos

KAPR 60°

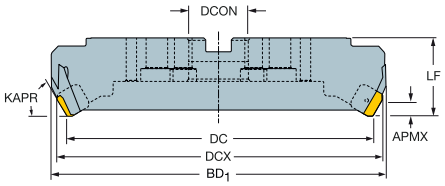

Versión métrica

DC	CZC$_{MS}$			Código de pedido	Dimensiones, mm DCON	BD1	LF	Kg
160.0	40		6	360-160Q40-Z6D	40.0	186.6	80.0	8.90
	40	8		360-160Q40-Z8E	40.0	186.6	80.0	8.90
200.0	60		8	360-200Q60-Z8D	60.0	226.6	80.0	11.20
	60	10		360-200Q60-Z10E	60.0	226.6	80.0	11.20
250.0	60		10	360-250Q60-Z10D	60.0	276.6	80.0	18.40
	60	12		360-250Q60-Z12E	60.0	276.6	80.0	18.40
315.0	60		12	360-315Q60-Z12D	60.0	341.6	80.0	29.00
	60	15		360-315Q60-Z15E	60.0	341.6	80.0	29.00
400.0	60		15	360-400Q60-Z15D	60.0	426.6	80.0	44.50
	60	19		360-400Q60-Z19E	60.0	426.6	80.0	44.50
500.0	60		18	360-500Q60-Z18D	60.0	526.6	80.0	67.20
	60	24		360-500Q60-Z24E	60.0	526.6	80.0	67.20

Versión en pulgadas

DC	CZC$_{MS}$			Código de pedido	Dimensiones, pulg. DCON	BD1	LF	Lbs
6.000	1 1/2		6	A360-152R38-Z6D	1.500	7.346	3.150	17.60
	1 1/2	8		A360-152R38-Z8E	1.500	7.346	3.150	17.60
8.000	2 1/2		8	A360-203R63-Z8D	2.500	8.921	3.150	25.60
	2 1/2	10		A360-203R63-Z10E	2.500	8.921	3.150	25.60
10.000	2 1/2		10	A360-254R63-Z10D	2.500	10.890	3.150	41.70
	2 1/2	12		A360-254R63-Z12E	2.500	10.890	3.150	41.70
12.000	2 1/2		12	A360-305R63-Z12D	2.500	13.449	3.150	58.00
	2 1/2	15		A360-305R63-Z15E	2.500	13.449	3.150	58.00
16.000	2 1/2		15	A360-406R63-Z15D	2.500	16.795	3.150	101.00
	2 1/2	19		A360-406R63-Z19E	2.500	16.795	3.150	101.00
20.000	2 1/2		18	A360-508R63-Z18D	2.500	20.732	3.150	152.60
	2 1/2	24		A360-508R63-Z24E	2.500	20.732	3.150	152.60

J61

O5

ISO 13399 Q1

C3 – D C Q16

Fresa de planear CoroMill® 360

En eje

Cuerpo de fresa sin cartuchos

KAPR 60°

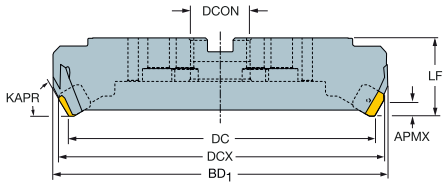

Versión CIS

DC	CZC$_{MS}$			Código de pedido	Dimensiones, mm DCON	BD1	LF	Kg
160.0	1 1/2		6	A360-160J38-Z6D	38.1	186.6	80.0	8.90
	1 1/2	8		A360-160J38-Z8E	38.1	186.6	80.0	8.90
200.0	1 7/8		8	A360-200J47-Z8D	47.6	226.6	80.0	11.20
	1 7/8	10		A360-200J47-Z10E	47.6	226.6	80.0	11.20
250.0	1 7/8		10	A360-250J47-Z10D	47.6	276.6	80.0	18.40
	1 7/8	12		A360-250J47-Z12E	47.6	276.6	80.0	18.40
315.0	1 7/8		12	A360-315J47-Z12D	47.6	341.6	80.0	29.00
	1 7/8	15		A360-315J47-Z15E	47.6	341.6	80.0	29.00
400.0	1 7/8		15	A360-400J47-Z15D	47.6	426.6	80.0	44.50
	1 7/8	19		A360-400J47-Z19E	47.6	426.6	80.0	44.50
500.0	1 7/8		18	A360-500J47-Z18D	47.6	526.6	80.0	67.20
	1 7/8	24		A360-500J47-Z24E	47.6	526.6	80.0	67.20

J61 O5 Q1 Q16

SANDVIK Coromant

Plaquita CoroMill® 419 para fresado

KRINS

419N..E-SM / 419N..M-KH
19°

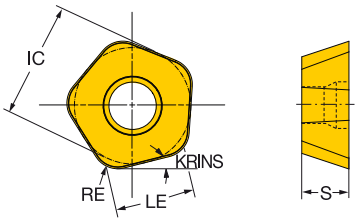

419R..E-MM / 419R..M-PH / 419R..M-PM
19°

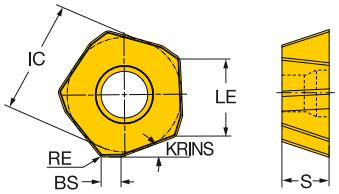

		RE	BS	Código de pedido	P 1030	P 4220	P 4230	P 4240	M 1030	M 1040	M 2040	M S30T	M S40T	K 1020	K 3040	K 3330	K 4220	K 4230	S 1030	S 1040	S 2040	S S30T	S S40T	H 1010	H 1030	Dimensiones, mm, pulg. IC	LE	S
Medio		14	0.8	2.0	419R-1405M-PM	☆	☆	☆	☆	☆	☆	☆	☆	☆	☆	☆	☆	☆	☆	☆	☆	☆	☆			13.5	9.0	5.47
			.031	.079																						.531	.354	.215
		14	0.8	2.0	419R-1405E-MM	☆		☆		☆	☆	☆	☆	☆				☆	☆	☆	☆	☆	☆	☆	☆	13.5	9.0	5.47
			.031	.079																						.531	.354	.215
		14	3.0		419N-140530E-SM	☆		☆	☆	☆	☆	☆	☆	☆	☆			☆	☆	☆	☆	☆	☆	☆			13.5	9.0	5.47
			.118																							.531	.354	.215
Pesado		14	0.8	2.0	419R-1405M-PH		☆	☆	☆								☆	☆	☆						☆		13.5	9.0	5.47
			.031	.079																						.531	.354	.215
		14	3.0		419N-140530M-KH		☆	☆						☆	☆	☆	☆	☆								13.5	9.0	5.47
			.118																							.531	.354	.215

J474 J508 Q1 Q17

Fresa CoroMill® 419 para planeado

Coromant Capto®



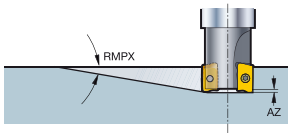

KAPR 19°

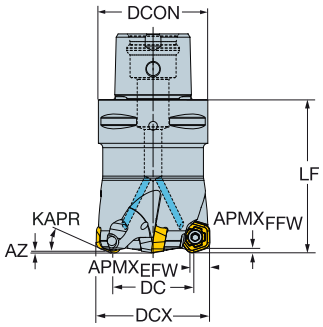

Versión métrica

DC		CZC$_{MS}$	APMX$_{EFW}$	APMX$_{FFW}$	AZ	RMPX	CNSC			Código de pedido	Dimensiones, mm DCON	DCX	LF	Nm	Kg	RPMX	CICT	MIID
21.4	14	C3	8.0	2.0	2.0	9°	1	2		419-036C3-14L	32.0	36.0	50.0	5.0	0.50	22400	2	419R-1405
27.4	14	C4	8.0	2.0	2.0	8°	1		3	419-042C4-14M	40.0	42.0	70.0	5.0	0.80	19900	3	419R-1405
37.4	14	C5	8.0	2.0	2.0	8°	1		4	419-052C5-14M	50.0	52.0	70.0	5.0	1.00	17100	4	419R-1405
51.3	14	C6	8.0	2.0	2.0	6°	1		5	419-066C6-14M	63.0	66.0	70.0	5.0	1.60	14600	5	419R-1405
69.3	14	C8	8.0	2.0	2.0	5°	1	6		419-084C8-14H	80.0	84.0	70.0	5.0	3.10	12600	6	419R-1405

Versión en pulgadas

DC		CZC$_{MS}$	APMX$_{EFW}$	APMX$_{FFW}$	AZ	RMPX	CNSC		Código de pedido	Dimensiones, pulg. DCON	DCX	LF	Ft/lbs	Lbs	RPMX	CICT	MIID
.925	14	C3	.315	.079	.079	9°	1	3	A419-038C3-14M	1.260	1.500	1.969	3.7	1.32	21400	3	419R-1405
1.421	14	C5	.315	.079	.079	8°	1	4	A419-051C5-14M	1.969	2.000	2.756	3.7	2.20	17300	4	419R-1405
1.902	14	C5	.315	.079	.079	7°	1	5	A419-063C5-14M	1.969	2.500	2.756	3.7	2.86	15100	5	419R-1405

J67 O5 Q5 Q1 Q35 Q16

Fresa CoroMill® 419 para planeado

En eje

STDNO ISO 6462:2011
KAPR 19°

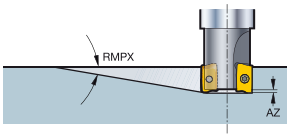

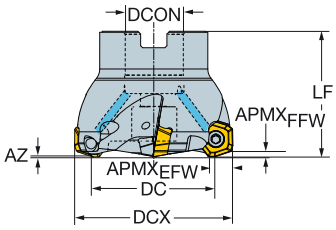

Versión métrica

DC		CZCMS	APMXEFW	APMXFFW	AZ	RMPX	CNSC			Código de pedido	Dimensiones, mm DCON	ISO	DCX	LF	Nm	Kg	RPMX	CICT	MIID
29.4	14	16	8.0	2.0	2.0	8°	1		3	419-044Q16-14M	16.0	A	44.0	45.0	5.0	0.25	19300	3	419R-1405
35.4	14	22	8.0	2.0	2.0	8°	1		3	419-050Q22-14L	22.0	A	50.0	45.0	5.0	0.20	17600	3	419R-1405
	14	22	8.0	2.0	2.0	8°	1		4	419-050Q22-14M	22.0	A	50.0	45.0	5.0	0.20	17600	4	419R-1405
37.4	14	22	8.0	2.0	2.0	8°	1	5		419-052Q22-14H	22.0	A	52.0	45.0	5.0	0.32	17100	5	419R-1405
39.4	14	22	8.0	2.0	2.0	8°	1	5		419-054Q22-14H	22.0	A	54.0	45.0	5.0	0.35	16800	5	419R-1405
	14	22	8.0	2.0	2.0	8°	1		3	419-054Q22-14L	22.0	A	54.0	45.0	5.0	0.38	16800	3	419R-1405
	14	22	8.0	2.0	2.0	8°	1		4	419-054Q22-14M	22.0	A	54.0	45.0	5.0	0.35	16800	4	419R-1405
48.3	14	22	8.0	2.0	2.0	7°	1		4	419-063Q22-14L	22.0	A	63.0	50.0	5.0	0.30	15100	4	419R-1405
	14	22	8.0	2.0	2.0	7°	1		5	419-063Q22-14M	22.0	A	63.0	50.0	5.0	0.30	15100	5	419R-1405
51.3	14	22	8.0	2.0	2.0	6°	1		4	419-066Q22-14L	22.0	A	66.0	50.0	5.0	0.54	14600	4	419R-1405
	14	22	8.0	2.0	2.0	6°	1		5	419-066Q22-14M	22.0	A	66.0	50.0	5.0	0.51	14600	5	419R-1405
	14	22	8.0	2.0	2.0	6°	1	6		419-066Q22-14H	22.0	A	66.0	50.0	5.0	0.51	14600	6	419R-1405
65.3	14	27	8.0	2.0	2.0	5°	1	6		419-080Q27-14H	27.0	A	80.0	50.0	5.0	0.80	13000	6	419R-1405
	14	27	8.0	2.0	2.0	5°	1		5	419-080Q27-14M	27.0	A	80.0	50.0	5.0	0.80	13000	5	419R-1405
69.3	14	27	8.0	2.0	2.0	5°	1	7		419-084Q27-14H	27.0	A	84.0	50.0	5.0	0.99	12600	7	419R-1405
	14	27	8.0	2.0	2.0	5°	1		6	419-084Q27-14M	27.0	A	84.0	50.0	5.0	0.99	12600	6	419R-1405
85.3	14	32	8.0	2.0	2.0	0°	1	7		419-100Q32-14H	32.0	B	100.0	50.0	5.0	1.40	11400	7	419R-1405
	14	32	8.0	2.0	2.0	0°	1		6	419-100Q32-14M	32.0	B	100.0	50.0	5.0	1.40	11400	6	419R-1405

Versión en pulgadas

DC		CZCMS	APMXEFW	APMXFFW	AZ	RMPX	CNSC			Código de pedido	Dimensiones, pulg. DCON	ISO	DCX	LF	Ft/lbs	Lbs	RPMX	CICT	MIID
1.421	14	3/4	.315	.079	.079	8°	1		3	A419-051R19-14L	.750	A	2.000	1.750	3.7	0.44	17300	3	419R-1405
	14	3/4	.315	.079	.079	8°	1		4	A419-051R19-14M	.750	A	2.000	1.750	3.7	0.44	17300	4	419R-1405
1.902	14	3/4	.315	.079	.079	7°	1		4	A419-063R19-14L	.750	A	2.500	1.969	3.7	0.66	15100	4	419R-1405
	14	3/4	.315	.079	.079	7°	1		5	A419-063R19-14M	.750	A	2.500	1.969	3.7	0.66	15100	5	419R-1405
2.421	14	1	.315	.079	.079	5°	1		5	A419-076R25-14M	1.000	A	3.000	1.969	3.7	1.76	13400	5	419R-1405
	14	1	.315	.079	.079	5°	1	6		A419-076R25-14H	1.000	A	3.000	1.969	3.7	1.76	13400	6	419R-1405
3.421	14	1 1/2	.315	.079	.039	0°	1		6	A419-102R38-14M	1.500	B	4.000	1.969	3.7	3.30	11300	6	419R-1405
	14	1 1/2	.315	.079	.039	0°	1	7		A419-102R38-14H	1.500	B	4.000	1.969	3.7	3.30	11300	7	419R-1405

J67 O5 Q5 Q1 Q35 Q16

Fresa CoroMill® 419 para planeado

Mango cilíndrico

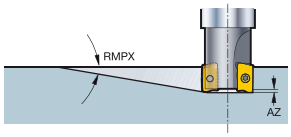

KAPR 19°

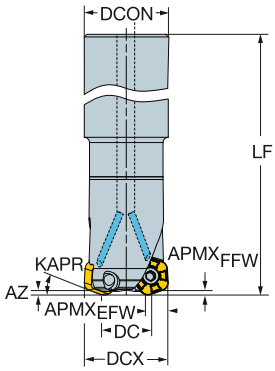

Versión métrica

DC		CZC$_{MS}$	APMX$_{EFW}$	APMX$_{FFW}$	AZ	RMPX	CNSC			Código de pedido	Dimensiones, mm DCON	DCX	LF	Nm	Kg	RPMX	CICT	MIID
17.4	14	32	8.0	2.0	2.0	10°	1	2		419-032A32L-14L	32.0	32.0	250.0	5.0	1.40	24700	2	419R-1405
25.4	14	32	8.0	2.0	2.0	8°	1		3	419-040A32L-14M	32.0	40.0	250.0	5.0	1.50	20600	3	419R-1405

Versión en pulgadas

DC		CZC$_{MS}$	APMX$_{EFW}$	APMX$_{FFW}$	AZ	RMPX	CNSC			Código de pedido	Dimensiones, pulg. DCON	DCX	LF	Ft/lbs	Lbs	RPMX	CICT	MIID
.673	14	1 1/4	.315	.079	.079	10°	1	2		A419-032O32-14L	1.250	1.250	10.000	3.7	3.08	24700	2	419R-1405
.925	14	1 1/4	.315	.079	.079	9°	1		3	A419-038O32-14M	1.250	1.500	10.000	3.7	3.30	21400	3	419R-1405

J67 O5 Q5 Q1 Q35 Q16

Plaquita CoroMill® 210 para fresado

KRINS

R210..E-KM / R210..E-MM / R210..E-PM
10°

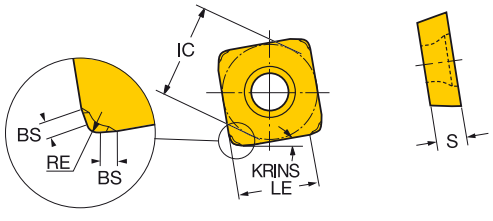

R210..M-KM / R210..M-MM / R210..M-PM
10°

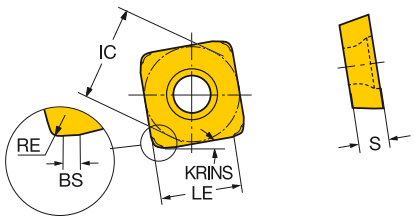

			RE	BS	Código de pedido	P							M				K				S							H				Dimensiones, mm, pulg.		
						1030	2030	2040	3040	4220	4230	4240	1030	1040	2030	2040	1020	3040	3330	4220	1010	1030	2030	2040	S30T	S40T	1010	1030	3040	4220	IC	LE	S
Medio		09	1.4	0.7	R210-09 04 14E-PM	☆				☆	☆	☆	☆							☆	☆	☆			☆	☆	☆	☆			☆	9.5	5.7	4.50
			.055	.026																											.374	.227	.177
		14	1.4	0.7	R210-14 05 14E-PM	☆				☆	☆	☆	☆							☆	☆	☆			☆	☆	☆	☆			☆	14.6	10.8	5.26
			.055	.028																											.575	.426	.207
		09	1.0	0.8	R210-09 04 12M-PM	☆				☆	☆	☆	☆							☆	☆	☆			☆	☆	☆	☆			☆	9.4	6.2	4.00
			.039	.030																											.370	.244	.157
		14	1.0	0.8	R210-14 05 12M-PM	☆				☆	☆	☆	☆							☆	☆	☆			☆	☆	☆	☆			☆	14.5	11.3	4.76
			.039	.030																											.571	.445	.187
		09	1.4	0.7	R210-09 04 14E-MM		☆	☆						☆	☆	☆							☆	☆								9.5	5.7	4.50
			.055	.026																											.374	.227	.177
		14	1.4	0.7	R210-14 05 14E-MM		☆	☆						☆	☆	☆							☆	☆								14.6	10.8	5.26
			.055	.028																											.575	.426	.207
		09	1.0	0.8	R210-09 04 12M-MM		☆	☆						☆	☆	☆							☆	☆								9.4	6.2	4.00
			.039	.030																											.370	.244	.157
		14	1.0	0.8	R210-14 05 12M-MM		☆	☆						☆	☆	☆							☆	☆								14.5	11.3	4.76
			.039	.030																											.571	.445	.187
		09	1.4	0.7	R210-09 04 14E-KM				☆								☆	☆	☆											☆		9.5	5.7	4.50
			.055	.026																											.374	.227	.177
		14	1.4	0.7	R210-14 05 14E-KM				☆								☆	☆	☆											☆		14.6	10.8	5.26
			.055	.028																											.575	.426	.207
		09	1.0	0.8	R210-09 04 12M-KM				☆								☆	☆	☆											☆		9.4	6.2	4.00
			.039	.030																											.370	.244	.157
		14	1.0	0.8	R210-14 05 12M-KM				☆								☆	☆	☆											☆		14.5	11.3	4.76
			.039	.030																											.571	.445	.187

J474 J508 Q1 Q17

Fresa de planear CoroMill® 210

Coromant Capto®

KAPR 10°

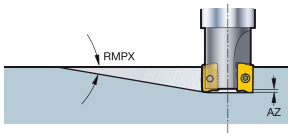

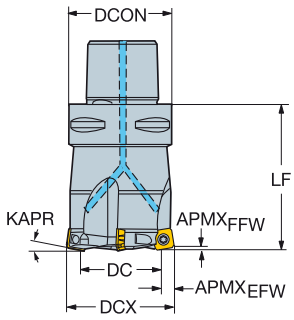

Versión métrica

DC		CZC$_{MS}$	APMX$_{EFW}$	APMX$_{FFW}$	AZ	RMPX	CNSC			Código de pedido	Dimensiones, mm DCON	DCX	LF	Nm	Kg	RPMX	CICT	MIID
21.9	09	C3	8.0	1.2	1.8	7°	1	2		R210-036C3-09M	32.0	36.0	50.0	3.0	0.50	30900	2	R210-090412M-
	09	C3	8.0	1.2	1.8	7°	1	3		R210-036C3-09H	32.0	36.0	50.0	3.0	0.50	30900	3	R210-090412M-
27.9	09	C4	8.0	1.2	1.8	5°	1		3	R210-042C4-09M	40.0	42.0	60.0	3.0	0.78	27600	3	R210-090412M-
	09	C4	8.0	1.2	1.8	5°	1	4		R210-042C4-09H	40.0	42.0	60.0	3.0	0.78	27600	4	R210-090412M-
28.0	14	C5	13.0	2.0	2.0	3°	1	4		R210-052C5-14H	50.0	52.0	70.0	5.0	0.96	20800	4	R210-140512M-
	14	C5	13.0	2.0	2.0	5°	1		3	R210-052C5-14M	50.0	52.0	70.0	5.0	0.90	20800	3	R210-140512M-
30.0	14	C5	13.0	2.0	2.0	5°	1	4		R210-054C5-14H	50.0	54.0	70.0	5.0	0.96	23600	4	R210-140512M-
37.9	09	C5	8.0	1.2	1.8	3°	1	5		R210-052C5-09H	50.0	52.0	70.0	3.0	1.00	24000	5	R210-090412M-
	09	C5	8.0	1.2	1.8	3°	1		4	R210-052C5-09M	50.0	52.0	70.0	3.0	1.00	24000	4	R210-090412M-
39.9	09	C5	8.0	1.2	1.8	3°	1	5		R210-054C5-09H	50.0	54.0	70.0	3.0	0.96	23600	5	R210-090412M-
42.0	14	C6	13.0	2.0	2.0	3°	1	5		R210-066C6-14H	63.0	66.0	72.0	5.0	1.60	17700	5	R210-140512M-
	14	C6	13.0	2.0	2.0	3°	1		4	R210-066C6-14M	63.0	66.0	72.0	5.0	1.60	17700	4	R210-140512M-
51.9	09	C6	8.0	1.2	1.8	2°	1		6	R210-066C6-09M	63.0	66.0	72.0	3.0	1.60	21300	6	R210-090412M-
58.0	14	C8	13.0	2.0	2.0	2°	1		5	R210-082C8-14M	80.0	82.0	80.0	5.0	3.00	15100	5	R210-140512M-
	14	C8	13.0	2.0	2.0	2°	1	6		R210-082C8-14H	80.0	82.0	80.0	5.0	3.00	15100	6	R210-140512M-
62.0	14	C8	13.0	2.0	2.0	2°	1	6		R210-086C8-14H	80.0	86.0	80.0	5.0	3.20	14700	6	R210-140512M-

Versión en pulgadas

DC		CZC$_{MS}$	APMX$_{EFW}$	APMX$_{FFW}$	AZ	RMPX	CNSC			Código de pedido	Dimensiones, pulg. DCON	DCX	LF	Ft/lbs	Lbs	RPMX	CICT	MIID
.945	09	C3	.315	.047	.071	6°	1		3	RA210-038C3-09M	1.260	1.500	1.969	2.2	0.41	29600	3	R210-090412M-
1.055	14	C5	.512	.079	.079	5°	1		3	RA210-051C5-14M	1.969	2.000	2.756	3.7	2.52	20800	3	R210-140512M-
	14	C5	.512	.079	.079	5°	1	4		RA210-051C5-14H	1.969	2.000	2.756	3.7	2.52	20800	4	R210-140512M-
1.445	09	C5	.315	.047	.071	3°	1		4	RA210-051C5-09M	1.969	2.000	2.756	2.2	24.20	24800	4	R210-090412M-
	09	C5	.315	.047	.071	3°	1	5		RA210-051C5-09H	1.969	2.000	2.756	2.2	24.20	24800	5	R210-090412M-
1.555	14	C5	.512	.079	.079	3°	1		4	RA210-063C5-14M	1.969	2.500	2.756	3.7	3.08	18200	4	R210-140512M-
	14	C5	.512	.079	.079	3°	1	5		RA210-063C5-14H	1.969	2.500	2.756	3.7	3.08	18200	5	R210-140512M-
1.945	09	C5	.315	.047	.071	2°	1		5	RA210-063C5-09M	1.969	2.500	2.756	2.2	3.08	21700	5	R210-090412M-

J71
O5
Tailor Made Q5
ISO 13399 Q1
CNSC CXSC Q35
C3 – D C Q16

SANDVIK Coromant

Fresa de planear CoroMill® 210

En eje

STDNO ISO 6462:2011
KAPR 10°



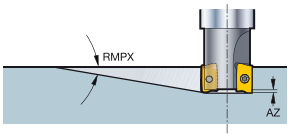

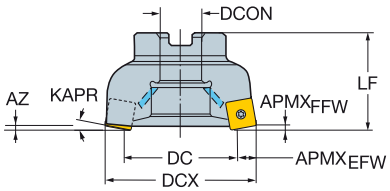

Versión métrica

DC		CZC$_{MS}$	APMX$_{EFW}$	APMX$_{FFW}$	AZ	RMPX	CNSC			Código de pedido	Dimensiones, mm DCON	ISO	DCX	LF	Nm	Kg	RPMX	CICT	MIID
35.9	09	22	8.0	1.2	1.8	3°	1		4	R210-050Q22-09M	22.0	A	50.0	50.0	3.0	0.50	24500	4	R210-090412M-
	09	22	8.0	1.2	1.8	3°	1	5		R210-050Q22-09H	22.0	A	50.0	50.0	3.0	0.50	24500	5	R210-090412M-
39.0	14	22	13.0	2.0	2.0	3°	1	5		R210-063Q22-14H	22.0	A	63.0	50.0	5.0	0.70	18300	5	R210-140512M-
	14	22	13.0	2.0	2.0	3°	1		4	R210-063Q22-14M	22.0	A	63.0	50.0	5.0	0.70	18300	4	R210-140512M-
	14	27	13.0	2.0	2.0	3°	1		4	R210-063Q27-14M	27.0	A	63.0	50.0	5.0	0.70	18300	4	R210-140512M-
48.9	09	22	8.0	1.2	1.8	2°	1		5	R210-063Q22-09M	22.0	A	63.0	50.0	3.0	0.70	21800	5	R210-090412M-
	09	22	8.0	1.2	1.8	2°	1	6		R210-063Q22-09H	22.0	A	63.0	50.0	3.0	0.55	21800	6	R210-090412M-
	09	27	8.0	1.2	1.8	2°	1		5	R210-063Q27-09M	27.0	A	63.0	50.0	3.0	0.70	21800	5	R210-090412M-
56.0	14	27	13.0	2.0	2.0	2°	1		5	R210-080Q27-14M	27.0	A	80.0	50.0	5.0	1.17	15400	5	R210-140512M-
	14	27	13.0	2.0	2.0	2°	1	6		R210-080Q27-14H	27.0	A	80.0	50.0	5.0	1.17	15400	6	R210-140512M-
76.0	14	32	13.0	2.0	2.0	1°	1	7		R210-100Q32-14H	32.0	B	100.0	50.0	5.0	1.60	13400	7	R210-140512M-
	14	32	13.0	2.0	2.0	1°	1		6	R210-100Q32-14M	32.0	B	100.0	50.0	5.0	1.60	13400	6	R210-140512M-
101.0	14	40	13.0	2.0	2.0	1°	1		7	R210-125Q40-14M	40.0	B	125.0	63.0	5.0	3.30	11400	7	R210-140512M-
136.0	14	40	13.0	2.0	2.0	1°	1		8	R210-160Q40-14M	40.0	B	160.0	63.0	5.0	5.30	10400	8	R210-140512M-

Versión en pulgadas

DC		CZC$_{MS}$	APMX$_{EFW}$	APMX$_{FFW}$	AZ	RMPX	CNSC			Código de pedido	Dimensiones, pulg. DCON	ISO	DCX	LF	Ft/lbs	Lbs	RPMX	CICT	MIID
1.445	09	3/4	.315	.047	.071	3°	1		4	RA210-051R19-09M	.750	A	2.000	1.969	2.2	1.10	24800	4	R210-090412M-
	09	3/4	.315	.047	.071	3°	1	5		RA210-051R19-09H	.750	A	2.000	1.969	2.2	1.10	24800	5	R210-090412M-
1.555	14	3/4	.512	.079	.039	3°	1		4	RA210-063R19-14M	.750	A	2.500	1.969	3.7	1.68	18200	4	R210-140512M-
	14	3/4	.512	.079	.039	3°	1	5		RA210-063R19-14H	.750	A	2.500	1.969	3.7	1.68	18200	5	R210-140512M-
1.945	09	3/4	.315	.047	.071	2°	1		5	RA210-063R19-09M	.750	A	2.500	1.969	2.2	1.68	21700	5	R210-090412M-
2.055	14	1	.512	.079	.039	2°	1		5	RA210-076R25-14M	1.000	A	3.000	1.969	3.7	2.51	15900	5	R210-140512M-
	14	1	.512	.079	.039	2°	1	6		RA210-076R25-14H	1.000	A	3.000	1.969	3.7	2.51	15900	6	R210-140512M-
3.055	14	1 1/2	.512	.079	.079	1°	1		6	RA210-102R38-14M	1.500	B	4.000	2.362	3.7	3.96	13300	6	R210-140512M-
	14	1 1/2	.512	.079	.079	1°	1	7		RA210-102R38-14H	1.500	B	4.000	2.362	3.7	3.96	13300	7	R210-140512M-
4.055	14	1 1/2	.512	.079	.079	1°	1		7	RA210-127R38-14M	1.500	B	5.000	2.480	3.7	5.72	11300	7	R210-140512M-
5.055	14	1 1/2	.512	.079	.079	1°	1		8	RA210-152R38-14M	1.500	B	6.000	2.480	3.7	8.16	10600	8	R210-140512M-

Versión CIS

DC		CZC$_{MS}$	APMX$_{EFW}$	APMX$_{FFW}$	AZ	RMPX	CNSC		Código de pedido	Dimensiones, mm DCON	DCX	LF	Nm	Kg	RPMX	CICT	MIID
56.0	14	1 1/4	13.0	2.0	2.0	2°	1	5	RA210-080J31-14M	31.8	80.0	63.0	5.0	1.14	15400	5	R210-140512M-
65.9	09	1 1/4	8.0	1.2	1.8	1°	1	7	RA210-080J31-09M	31.8	80.0	63.0	3.0	1.14	18800	7	R210-090412M-

J71

O5

Q5

Q1

Q35

Q16

Fresa de planear CoroMill® 210

Mango cilíndrico

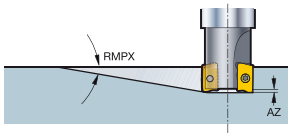

KAPR 10°

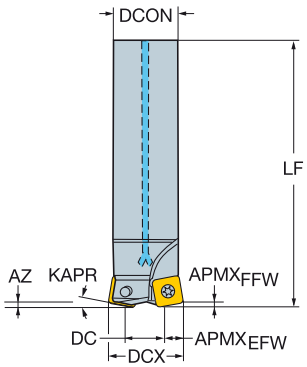

Versión métrica

DC		CZC$_{MS}$	APMX$_{EFW}$	APMX$_{FFW}$	AZ	RMPX	CNSC			Código de pedido	Dimensiones, mm DCON	DCX	LF	Nm	Kg	RPMX	CICT	MIID
10.9	09	20	8.0	1.2	1.8	14°	1	2		R210-025A20-09M	20.0	25.0	180.0	3.0	0.37	17200	2	R210-090412M-
17.9	09	25	8.0	1.2	1.8	8°	1	3		R210-032A25-09H	25.0	32.0	210.0	3.0	0.78	11000	3	R210-090412M-
	09	25	8.0	1.2	1.8	8°	1	2		R210-032A25-09M	25.0	32.0	210.0	3.0	0.78	11000	3	R210-090412M-
20.9	09	32	8.0	1.2	1.8	7°	1	3		R210-035A32-09H	32.0	35.0	210.0	3.0	1.00	11000	3	R210-090412M-
27.9	09	32	8.0	1.2	1.8	5°	1	4		R210-042A32-09H	32.0	42.0	250.0	3.0	1.42	8000	4	R210-090412M-
	09	32	8.0	1.2	1.8	5°	1		3	R210-042A32-09M	32.0	42.0	250.0	3.0	1.42	8000	3	R210-090412M-

Versión en pulgadas

DC		CZC$_{MS}$	APMX$_{EFW}$	APMX$_{FFW}$	AZ	RMPX	CNSC			Código de pedido	Dimensiones, pulg. DCON	DCX	LF	Ft/lbs	Lbs	RPMX	CICT	MIID
.445	09	1	.315	.047	.071	14°	1	2		RA210-025O25-09M	1.000	1.000	10.000	2.2	3.96	7400	2	R210-090412M-
.695	09	1	.315	.047	.071	8°	1	2		RA210-032O25-09M	1.000	1.250	10.000	2.2	3.96	7400	2	R210-090412M-
	09	1	.315	.047	.071	8°	1	3		RA210-032O25-09H	1.000	1.250	10.000	2.2	3.96	7400	3	R210-090412M-
.823	09	1 1/4	.315	.047	.071	7°	1	3		RA210-035O32-09H	1.250	1.378	10.000	2.2	5.72	7400	3	R210-090412M-
.945	09	1 1/4	.315	.047	.071	6°	1		3	RA210-038O32-09M	1.250	1.500	10.000	2.2	5.72	7400	3	R210-090412M-
	09	1 1/4	.315	.047	.071	7°	1	4		RA210-038O32-09H	1.250	1.500	10.000	2.2	3.08	7400	4	R210-090412M-

J71

O5

Q5

ISO 13399 Q1

CNSC CXSC Q35

C3 - D C Q16

SANDVIK Coromant

Fresa de planear CoroMill® 210

Weldon

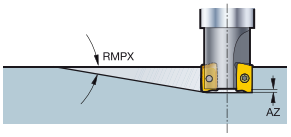

KAPR 10°

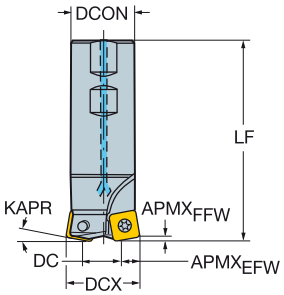

Versión en pulgadas

DC		CZC$_{MS}$	APMX$_{EFW}$	APMX$_{FFW}$	AZ	RMPX	CNSC			Código de pedido	Dimensiones, pulg. DCON	DCX	LF	Ft/lbs	Lbs	RPMX	CICT	MIID
.445	09	1	.315	.047	.071	14°	1	2		RA210-025M25-09M	1.000	1.000	5.141	2.2	1.98	40200	2	R210-090412M-
.695	09	1 1/4	.315	.047	.071	8°	1	2		RA210-032M32-09M	1.250	1.250	4.282	2.2	2.20	33900	2	R210-090412M-
.823	09	1 1/4	.315	.047	.071	7°	1	3		RA210-035M32-09H	1.250	1.378	4.282	2.2	2.50	33900	3	R210-090412M-
.945	09	1 1/4	.315	.047	.071	6°	1		3	RA210-038M32-09M	1.250	1.500	5.141	2.2	3.08	28500	3	R210-090412M-

Fresa de planear CoroMill® 210

Acoplamiento roscado

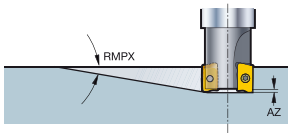

KAPR 10°

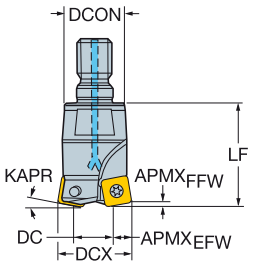

Versión métrica

DC		CZC$_{MS}$	APMX$_{EFW}$	APMX$_{FFW}$	AZ	RMPX	CNSC		Código de pedido	Dimensiones, mm DCON	DCX	LF	Nm	Kg	RPMX	CICT	MIID
10.9	09	M12	8.0	1.2	1.8	14°	1	2	**R210-025T12-09M**	20.8	25.0	35.0	3.0	0.24	15000	2	R210-090412M-
17.9	09	M16	8.0	1.2	1.8	8°	1	2	**R210-032T16-09M**	28.8	32.0	45.0	3.0	0.30	15000	2	R210-090412M-
20.9	09	M16	8.0	1.2	1.8	7°	1	3	**R210-035T16-09H**	28.8	35.0	50.0	3.0	0.37	15000	3	R210-090412M-
27.9	09	M16	8.0	1.2	1.8	5°	1	4	**R210-042T16-09H**	28.8	42.0	50.0	3.0	0.30	15000	4	R210-090412M-

J71 O5 Q5 Q1 Q35 Q16

Plaquita CoroMill® 365 para fresado

KRINS

N365-KW4/N365-PW4
65°

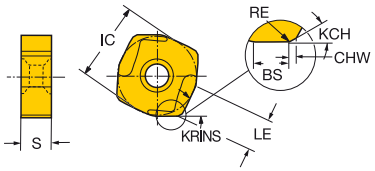

N365-KW8/N365-PW8
65°

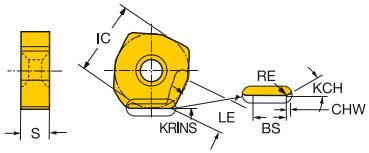

R/L365..E-PL
65°

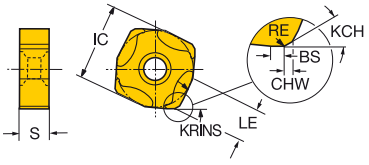

		RE	KCH	CHW	BS	Código de pedido	P 1030	P 4220	P 4230	K 1020	K 3330	K 4220	K K20D	K K20W	S 1010	H 1010	H 4220	Dimensiones, mm, pulg. IC	LE	S
Ligero		15	0.3	35°	0.7	1.5	R365-1505ZNE-PL	☆	☆	☆			☆			☆	☆	☆	15.0	6.4	5.66
			.012		.028	.059													.591	.252	.223
		15	0.3	35°	0.7	1.5	R/L365-1505ZNE-KL				☆	☆							15.0	6.4	5.66
			.012		.028	.059													.591	.252	.223
			0.3	35°	0.7	1.5	R365-1505ZNE-KL						☆	☆					15.0	6.4	5.66
			.012		.028	.059													.591	.252	.223
Medio		15	0.3	35°	0.7	1.5	R365-1505ZNE-PM	☆	☆	☆			☆			☆	☆	☆	15.0	6.4	5.66
			.012		.028	.059													.591	.252	.223
			0.3	30°	0.7	1.5	R/L365-1505ZNE-KM				☆	☆		☆	☆				15.0	6.4	5.66
			.012		.026	.059													.591	.252	.223

		RE	KCH	CHW	BS	Código de pedido	P 1030	K 1020	K 3220	K 3330	K K20W	Dimensiones, mm, pulg. IC	LE	S
Ligero		15	0.6	35°	0.8	4.0	N365-1505ZNE-PW4	☆					15.0	6.4	5.66
			.022		.030	.157							.591	.252	.223
		15	0.6	35°	0.8	4.0	N365-1505ZNE-KW4		☆	☆	☆	☆	15.0	6.4	5.66
			.022		.030	.157							.591	.252	.223
		15	0.2	35°	0.8	8.0	N365-1505ZNE-PW8	☆					15.0	6.4	5.66
			.008		.030	.315							.591	.252	.223
		15	0.2	35°	0.8	8.0	N365-1505ZNE-KW8		☆	☆	☆	☆	15.0	6.4	5.66
			.008		.030	.315							.591	.252	.223

J474 J508 Q1 Q17

Plaquita CoroMill® 365 para fresado

Materiales de corte avanzados

KRINS 65°

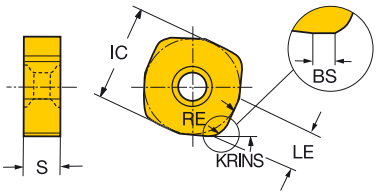

			RE	BS	Código de pedido	K 6190	Dimensiones, mm, pulg. IC	LE	S
Ligero		15	3.6	1.2	**N365-1505ZNE**	☆	15.0	6.4	5.66
			.142	*.047*			*.591*	*.252*	*.223*
Medio		15	3.6		**N365-150536E**	☆	15.0	6.4	5.66
			.142				*.591*	*.252*	*.223*

J474 J508 Q1 Q17

Fresa de planear CoroMill® 365

Coromant Capto®

Diseño de sujeción por tornillo

KAPR 65°

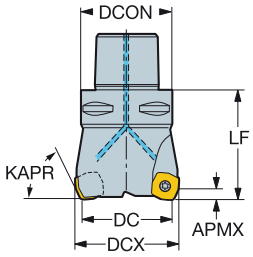

Versión métrica

DC		CZC_{MS}	APMX	CNSC		Código de pedido	Dimensiones, mm DCON	DCX	LF	Nm	Kg	RPMX	CICT	MIID
40.0	15	C4	6.0	1	3	R365-040C4-S15M	40.0	46.7	60.0	3.0	0.50	18000	3	R365-1505ZNE
50.0	15	C5	6.0	1	4	R365-050C5-S15M	50.0	56.7	60.0	3.0	0.80	15700	4	R365-1505ZNE
60.0	15	C6	6.0	1	5	R365-063C6-S15M	63.0	69.7	60.0	3.0	1.45	13600	5	R365-1505ZNE

Versión en pulgadas

DC		CZC_{MS}	APMX	CNSC		Código de pedido	Dimensiones, pulg. DCON	DCX	LF	Ft/lbs	Lbs	RPMX	CICT	MIID
1.500	15	C4	.236	1	3	RA365-038C4-S15M	1.575	1.764	2.362	2.2	1.17	18000	3	R365-1505ZNE
2.000	15	C5	.236	1	4	RA365-051C5-S15M	1.969	2.264	2.362	2.2	2.07	15700	4	R365-1505ZNE
2.500	15	C6	.236	1	5	RA365-063C6-S15M	2.480	2.764	2.362	2.2	3.96	13500	5	R365-1505ZNE

J77
O5
ISO 13399 Q1
CNSC CXSC Q35
C3 – D C Q16

Fresa de planear CoroMill® 365

En eje

Diseño de sujeción por tornillo

STDNO ISO 6462:2011
KAPR 65°

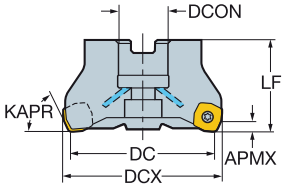

Versión métrica

DC		CZC_{MS}	APMX	CNSC			Código de pedido	Dimensiones, mm DCON	ISO	DBC	DCX	LF	Nm	Kg	RPMX	CICT	MIID
50.0	15	22	6.0	1	5		R365-050Q22-S15H	22.0	A		56.7	50.0	3.0	0.50	15700	5	R365-1505ZNE
63.0	15	22	6.0	1		5	R365-063Q22-S15M	22.0	A		69.7	50.0	3.0	0.80	13600	5	R365-1505ZNE
	15	22	6.0	1	6		R365-063Q22-S15H	22.0	A		69.7	50.0	3.0	0.70	13600	6	R365-1505ZNE
80.0	15	27	6.0	1		6	R365-080Q27-S15M	27.0	A		86.7	50.0	3.0	1.30	11500	6	R365-1505ZNE
	15	27	6.0	1	8		R365-080Q27-S15H	27.0	A		86.7	50.0	3.0	1.20	11500	8	R365-1505ZNE
100.0	15	32	6.0	1		7	R365-100Q32-S15M	32.0	A		106.7	50.0	3.0	2.00	9900	7	R365-1505ZNE
	15	32	6.0	1	10		R365-100Q32-S15H	32.0	A		106.7	50.0	3.0	1.90	9900	10	R365-1505ZNE
125.0	15	40	6.0	1		8	R365-125Q40-S15M	40.0	B		131.7	63.0	3.0	3.50	8500	8	R365-1505ZNE
	15	40	6.0	1	12		R365-125Q40-S15H	40.0	B		131.7	63.0	3.0	3.40	8500	12	R365-1505ZNE
160.0	15	40S	6.0	0		10	R365-160Q40-S15M	40.0	C	66.7	166.7	63.0	3.0	5.50	7500	10	R365-1505ZNE
	15	40S	6.0	0	14		R365-160Q40-S15H	40.0	C	66.7	166.7	63.0	3.0	5.20	7500	14	R365-1505ZNE

Versión en pulgadas

DC		CZC_{MS}	APMX	CNSC			Código de pedido	Dimensiones, pulg. DCON	ISO	DCX	LF	Ft/lbs	Lbs	RPMX	CICT	MIID
2.000	15	3/4	.236	1	5		RA365-051R19-S15H	.750	A	2.264	1.969	2.2	1.17	15700	5	R365-1505ZNE
2.500	15	3/4	.236	1		5	RA365-063R19-S15M	.750	A	2.764	1.969	2.2	2.07	13500	5	R365-1505ZNE
	15	3/4	.236	1	6		RA365-063R19-S15H	.750	A	2.764	1.969	2.2	1.69	13500	6	R365-1505ZNE
3.000	15	1	.236	1		6	RA365-076R25-S15M	1.000	A	3.264	1.969	2.2	2.53	11900	6	R365-1505ZNE
	15	1	.236	1	8		RA365-076R25-S15H	1.000	A	3.264	1.969	2.2	26.40	11900	8	R365-1505ZNE
4.000	15	1 1/2	.236	1		7	RA365-102R38-S15M	1.500	A	4.264	1.969	2.2	3.96	9900	7	R365-1505ZNE
	15	1 1/2	.236	1	10		RA365-102R38-S15H	1.500	A	4.264	1.969	2.2	3.96	9900	10	R365-1505ZNE
5.000	15	1 1/2	.236	0		8	RA365-127R38-S15M	1.500	B	5.264	2.480	2.2	3.96	8800	8	R365-1505ZNE
	15	1 1/2	.236	0	12		RA365-127R38-S15H	1.500	B	5.264	2.480	2.2	3.96	8800	12	R365-1505ZNE
6.000	15	1 1/2	.236	0		10	RA365-152R38-S15M	1.500	B	6.264	2.480	2.2	16.94	7900	10	R365-1505ZNE
	15	1 1/2	.236	0	14		RA365-152R38-S15H	1.500	B	6.264	2.480	2.2	8.14	7900	14	R365-1505ZNE

J77 O5 Q1 Q35 Q16

Fresa de planear CoroMill® 365

En eje

Versión CIS

KAPR 65°

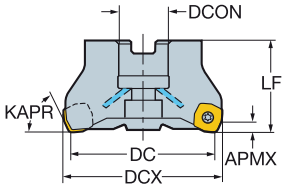

Diseño de sujeción por tornillo

DC		CZC_{MS}	APMX	CNSC			Código de pedido	Dimensiones, mm DCON	DCX	LF	Nm	Kg	RPMX	CICT	MIID
80.0	15	1	6.0	1		6	RA365-080J25-S15M	25.4	86.7	50.0	3.0	1.15	11500	6	R365-1505ZNE
	15	1	6.0	1	8		RA365-080J25-S15H	25.4	86.7	50.0	3.0	1.15	11500	8	R365-1505ZNE
100.0	15	1 1/4	6.0	0		7	RA365-100J31-S15M	31.8	106.7	63.0	3.0	1.80	9900	7	R365-1505ZNE
	15	1 1/4	6.0	1	10		RA365-100J31-S15H	31.8	106.7	63.0	3.0	1.80	9900	10	R365-1505ZNE
125.0	15	1 1/2	6.0	0		8	RA365-125J38-S15M	38.1	131.7	63.0	3.0	3.70	8500	8	R365-1505ZNE
	15	1 1/2	6.0	1	12		RA365-125J38-S15H	38.1	131.4	63.0	3.0	3.70	8500	12	R365-1505ZNE
160.0	15	2	6.0	0		10	RA365-160J51-S15M	50.8	166.7	63.0	3.0	7.71	7500	10	R365-1505ZNE
	15	2	6.0	0	14		RA365-160J51-S15H	50.8	166.7	63.0	3.0	7.70	7500	14	R365-1505ZNE

Diseño de brida cuña

DC		CZC_{MS}	APMX	CNSC		Código de pedido	Dimensiones, mm DCON	DCX	LF	Nm	Kg	RPMX	CICT	MIID
80.0	15	1	6.0	0	10	RA365-080J25-W15H	25.4	86.7	50.0	6.0	1.41	11200	10	R365-1505ZNE
100.0	15	1 1/4	6.0	0	14	RA365-100J31-W15H	31.8	106.7	63.0	6.0	1.80	9900	14	R365-1505ZNE
125.0	15	1 1/2	6.0	0	18	RA365-125J38-W15H	38.1	131.7	63.0	6.0	3.70	8800	18	R365-1505ZNE
160.0	15	2	6.0	0	22	RA365-160J51-W15H	50.8	166.7	63.0	6.0	7.72	7700	22	R365-1505ZNE

J77

O5

ISO 13399 Q1

CNSC CXSC Q35

C3 – DC Q16

Fresa de planear CoroMill® 365

En eje

Diseño de brida cuña

STDNO ISO 6462:2011
KAPR 65°

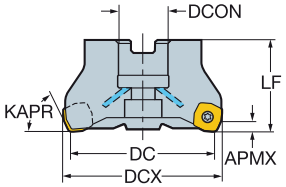

Versión métrica

DC		CZC_{MS}	APMX	CNSC		Código de pedido	Dimensiones, mm DCON	ISO	DBC	DCX	LF	Nm	Kg	RPMX	CICT	MIID
80.0	15	27	6.0	0	10	R/L365-080Q27-W15H	27.0	A		86.7	50.0	6.0	1.45	11200	10	R365-1505ZNE
100.0	15	32	6.0	0	14	R/L365-100Q32-W15H	32.0	A		106.7	50.0	6.0	2.00	9900	14	R365-1505ZNE
125.0	15	40	6.0	0	18	R/L365-125Q40-W15H	40.0	B		131.7	63.0	6.0	4.10	8800	18	R365-1505ZNE
160.0	15	40S	6.0	0	22	R/L365-160Q40-W15H	40.0	C	66.7	166.7	63.0	6.0	5.70	7700	22	R365-1505ZNE
200.0	15	60	6.0	0	28	R/L365-200Q60-W15H	60.0	C	101.6	206.7	63.0	6.0	10.20	6800	28	R365-1505ZNE
250.0	15	60	6.0	0	36	R/L365-250Q60-W15H	60.0	C	101.6	256.7	63.0	6.0	11.60	6100	36	R365-1505ZNE

Versión en pulgadas

DC		CZC_{MS}	APMX	CNSC		Código de pedido	Dimensiones, pulg. DCON	ISO	DBC	DCX	LF	Ft/lbs	Lbs	RPMX	CICT	MIID
3.000	15	1	.236	0	10	R/LA365-076R25-W15H	1.000	A		3.264	1.969	4.4	2.53	11600	10	R365-1505ZNE
4.000	15	1 1/2	.236	0	14	R/LA365-102R38-W15H	1.500	A		4.264	1.969	4.4	3.96	9800	14	R365-1505ZNE
5.000	15	1 1/2	.236	0	18	R/LA365-127R38-W15H	1.500	B		5.264	2.480	4.4	8.14	8700	18	R365-1505ZNE
6.000	15	1 1/2	.236	0	22	R/LA365-152R38-W15H	1.500	B		6.264	2.480	4.4	16.94	7900	22	R365-1505ZNE
8.000	15	2 1/2	.236	0	28	R/LA365-203R63-W15H	2.500	C	4.000	8.264	2.480	4.4	17.01	6800	28	R365-1505ZNE
10.000	15	2 1/2	.236	0	36	R/LA365-254R63-W15H	2.500	C	4.000	10.264	2.480	4.4	17.07	6000	36	R365-1505ZNE

J77 O5 Q1 Q35 Q16

SANDVIK Coromant

Plaquita para fresado CoroMill® S-60

KRINS

HNEF-KL
60°

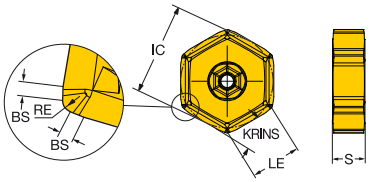

HNEF-KM / HNMF-KH
60°

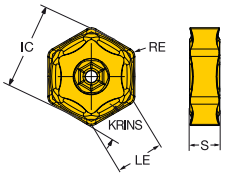

HNEF-KW
60°

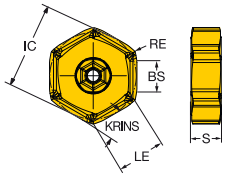

			RE	KCH	CHW	BS	Código de pedido	K 1010	K 1020	K 3330	K K20M	K K20W	Dimensiones, mm, pulg. IC	LE	S
Ligero		09	0.4			1.6	**HNEF 09 05 04-KL**	☆	☆	☆	☆	☆	16.2	9.4	5.56
			.016			*.063*							*.638*	*.370*	*.219*
Ligero		09	0.8	50°	1.8	4.9	**HNEF 09 05 08R/L-KW**	☆	☆	☆	☆	☆	16.3	9.3	5.56
			.031		*.070*	*.193*							*.640*	*.369*	*.219*
Medio		09	0.8				**HNEF 09 05 08-KM**	☆	☆	☆	☆	☆	16.2	8.9	5.56
			.031										*.638*	*.350*	*.219*
Pesado		09	1.6				**HNMF 09 05 16-KH**			☆			16.2	9.4	5.56
			.063										*.638*	*.370*	*.219*

J474 J508 Q1 Q17

Fresa de planear CoroMill® S-60

En eje



STDNO ISO 6462:2011
KAPR 60°

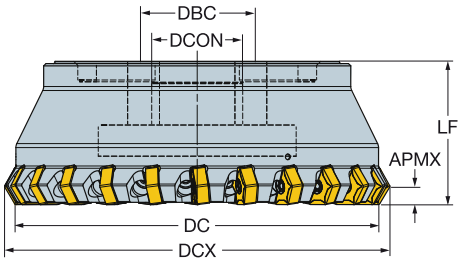

Versión métrica

DC		CZC_{MS}	APMX	CNSC		Código de pedido	Dimensiones, mm DCON	ISO	DBC	DCX	LF	Nm	Kg	RPMX	CICT	MIID
80.0	09	27	6.0	1	8	S-60-080Q27-09H	27.0	A		89.4	50.0	3.0	1.31	11500	12	HNEF 090508
	09	27	6.0	1	12	S-60-080Q27-09HX	27.0	A		89.4	50.0	3.0	1.22	11500	12	HNEF 090508
100.0	09	32	6.0	1	10	S-60-100Q32-09H	32.0	A		109.0	50.0	3.0	2.07	10000	10	HNEF 090508
	09	32	6.0	1	16	S-60-100Q32-09HX	32.0	A		109.0	50.0	3.0	1.96	10000	16	HNEF 090508
125.0	09	40	6.0	1	12	S-60-125Q40-09H	40.0	B		134.0	63.0	3.0	3.84	8800	12	HNEF 090508
	09	40	6.0	1	20	S-60-125Q40-09HX	40.0	B		134.0	63.0	3.0	3.65	8800	20	HNEF 090508
160.0	09	40S	6.0	0	16	S-60-160Q40-09H	40.0	C	66.7	169.0	63.0	3.0	5.19	7600	16	HNEF 090508
	09	40S	6.0	0	24	S-60-160Q40-09HX	40.0	C	66.7	169.0	63.0	3.0	5.65	7600	24	HNEF 090508
200.0	09	60	6.0	0	20	S-60-200Q60-09H	60.0	C	101.6	209.0	63.0	3.0	9.12	6700	20	HNEF 090508
	09	60	6.0	0	32	S-60-200Q60-09HX	60.0	C	101.6	209.0	63.0	3.0	8.89	6700	32	HNEF 090508
250.0	09	60	6.0	0	24	S-60-250Q60-09H	60.0	C	101.6	259.0	63.0	3.0	12.28	6000	24	HNEF 090508
	09	60	6.0	0	40	S-60-250Q60-09HX	60.0	C	101.6	259.0	63.0	3.0	11.98	6000	40	HNEF 090508

J83
O5
ISO 13399 Q1
CNSC CXSC Q35

SANDVIK Coromant

Plaquita para fresado en desbaste Auto

KRINS 45° TNCN..AN

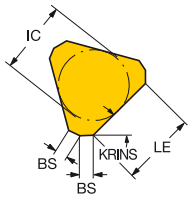



45° TNEF-CA

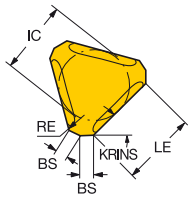

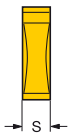

		RE	BS	Código de pedido	P 3040	P 4230	P 4240	M 4230	M 4240	K 3040	K 3330	K 4230	K 4240	K K20D	K K20W	H 3040	Dimensiones, mm, pulg. IC	LE	S
Ligero		12	2.0	1.8	TNEF 12 04 AN-WL	☆				☆	☆				☆	☆	12.7	12.0	4.76
			.079	.069													.500	.472	.187
Medio		12	2.0	1.3	TNEF 12 04 AN-KM						☆			☆	☆		12.7	12.0	4.76
			.079	.049													.500	.472	.187
		12	1.0	1.3	TNEF 12 04 AN-KX						☆				☆		12.7	12.0	4.76
			.039	.049													.500	.472	.187
		12	3.0	1.5	TNEF 12 04 AN-CA	☆				☆	☆				☆	☆	12.7	12.0	4.76
			.118	.059													.500	.472	.187
		12		2.5	TNEN 12 04 AN	☆				☆	☆				☆	☆	12.7	12.0	4.76
				.098													.500	.472	.187
		12	3.0	1.5	TNHF 12 04 AN-CA		☆	☆	☆	☆			☆	☆			12.7	12.0	4.76
			.118	.059													.500	.472	.187

Materiales de corte avanzados

		BS	Código de pedido	K 6190	H 6190	Dimensiones, mm, pulg. IC	LE	S
Ligero		12	2.5	TNCN 12 04 ANE	☆	☆	12.7	12.0	4.76
			.098				.500	.472	.187
Medio		12	2.5	TNCN 12 04 AN	☆	☆	12.7	12.0	4.76
			.098				.500	.472	.187

J474 J508 Q1 Q17

Fresa de planear en desbaste Auto

En eje

STDNO ISO 6462:2011
KAPR 45°

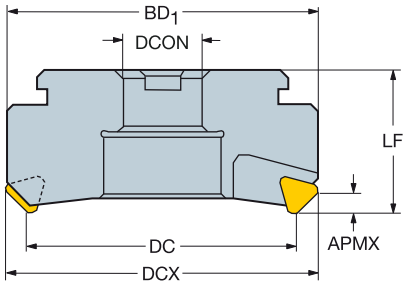

Versión métrica

DC		CZC_{MS}	APMX	CNSC		Código de pedido	Dimensiones, mm DCON	ISO	DBC	DCX	BD_1	LF	Kg	RPMX	CICT	MIID
125.0	12	40	6.0	0	20	R/L260.3-125M-10	40.0	B		137.0	145.2	63.0	6.70	1400	20	TNEF 1204AN
160.0	12	40	6.0	0	26	R/L260.3-160M-10	40.0	B		172.0	180.2	63.0	6.70	1250	26	TNEF 1204AN
200.0	12	60	6.0	0	32	R/L260.3-200M-10	60.0	C	101.6	212.0	220.2	63.0	6.70	1100	32	TNEF 1204AN

Fresa de planear en desbaste Auto

Montaje Cap

KAPR 45°

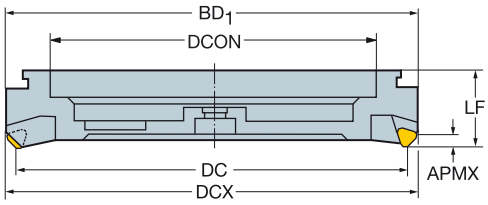

Versión métrica

DC		CZC$_{MS}$	APMX	CNSC		Código de pedido	Dimensiones, mm DCON	DCX	BD$_1$	LF	Kg	RPMX	CICT	MIID
250.0	12	250	6.0	0	40	R/L260.31-250-10	250.0	262.0	270.2	63.0	19.00	1000	40	TNEF 1204AN
315.0	12	315	6.0	0	50	R/L260.31-315-10	315.0	327.0	335.2	63.0	25.80	900	50	TNEF 1204AN
355.0	12	355	6.0	0	56	R/L260.31-355-10	355.0	367.0	375.2	63.0	30.68	800	56	TNEF 1204AN
400.0	12	400	6.0	0	64	R/L260.31-400-10	400.0	412.0	420.2	63.0	35.20	800	64	TNEF 1204AN
500.0	12	500	6.0	0	80	R/L260.31-500-10	500.0	512.0	520.2	63.0	51.00	700	80	TNEF 1204AN

J85

O5

ISO 13399 Q1

CNSC CXSC Q35

Plaquita AUTO AF para fresado

KRINS 75°

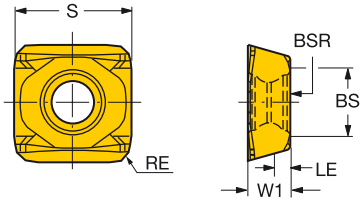

			RE	BS	Código de pedido	P	K						N	S	H		Dimensiones, mm, pulg.		
						3040	3020	3040	3330	CB50	H13A	HM	H13A	H13A	3040	CB50	W1	LE	S
Ligero		12	1.8	7.0	**N260.8-1204-F**	☆	☆	☆	☆	☆	☆	☆	☆	☆	☆	☆	4.7	1.0	12.70
			.071	*.276*													*.187*	*.039*	*.500*
			1.8	2.5	**N260.8-1204-L**	☆	☆	☆	☆		☆	☆	☆	☆	☆		4.7	1.0	12.70
			.071	*.098*													*.187*	*.039*	*.500*

J474 J508 Q1 Q17

Fresa de planear ajustable Auto AF

En eje

Versión métrica

STDNO ISO 6462:2011
KAPR 75°

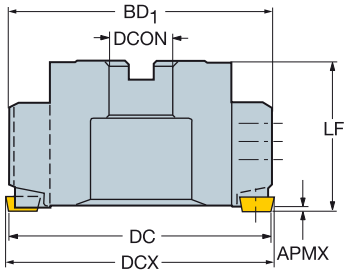

Acabado / Súper-acabado

DC		CZC$_{MS}$	APMX	CNSC		Código de pedido	Dimensiones, mm DCON	ISO	DBC	DCX	BD$_1$	LF	Nm	Kg	RPMX	CICT	MIID
80.0	12	22	1.0	0	8	R/L260.8-080Q22-12H-F	22.0	A		84.0	84.9	63.0	3.0	2.40	5985	8	N260.8-1204-F
100.0	12	32	1.0	0	10	R/L260.8-100Q32-12H-F	32.0	A		104.0	103.6	63.0	3.0	3.36	5350	10	N260.8-1204-F
125.0	12	40	1.0	0	14	R/L260.8-125Q40-12H-F	40.0	B		129.0	127.6	63.0	3.0	3.00	4785	14	N260.8-1204-F
160.0	12	40S	1.0	0	18	R/L260.8-160Q40-12H-F	40.0	C	66.7	164.0	161.8	63.0	3.0	6.84	4230	18	N260.8-1204-F
200.0	12	60	1.0	0	24	R/L260.8-200Q60-12H-F	60.0	C	101.6	204.0	201.1	63.0	3.0	13.34	3785	24	N260.8-1204-F
250.0	12	60	1.0	0	30	R/L260.8-250Q60-12H-F	60.0	C	101.6	254.0	250.6	63.0	3.0	18.60	3385	30	N260.8-1204-F

Acabado

DC			CZC$_{MS}$	APMX	CNSC		Código de pedido	Dimensiones, mm DCON	ISO	DBC	DCX	LF	Nm	Kg	RPMX	CICT$_1$	MIID$_1$	CICT$_2$	MIID$_2$
80.0	12	12	22	1.0	0	7	R/L260.8-080Q22-12H-FL	22.0	A		84.0	63.0	3.0	2.38	5985	7	N260.8-1204-L	1	N260.8-1204-F
100.0	12	12	32	1.0	0	9	R/L260.8-100Q32-12H-FL	32.0	A		104.0	63.0	3.0	3.32	5350	9	N260.8-1204-L	1	N260.8-1204-F
125.0	12	12	40	1.0	0	12	R/L260.8-125Q40-12H-FL	40.0	B		129.0	63.0	3.0	4.63	4785	12	N260.8-1204-L	2	N260.8-1204-F
160.0	12	12	40S	1.0	0	15	R/L260.8-160Q40-12H-FL	40.0	C	66.7	164.0	63.0	3.0	8.83	4230	15	N260.8-1204-L	3	N260.8-1204-F
200.0	12	12	60	1.0	0	20	R/L260.8-200Q60-12H-FL	60.0	C	101.6	204.0	63.0	3.0	13.70	3785	20	N260.8-1204-L	4	N260.8-1204-F
250.0	12	12	60	1.0	0	5	R/L260.8-250Q60-12H-FL	60.0	C	101.6	254.0	63.0	3.0	19.58	3385	25	N260.8-1204-L	5	N260.8-1204-F

O5

ISO 13399 Q1

CNSC CXSC Q35

Fresa de planear ajustable Auto AF

En eje

Versión en pulgadas

STDNO ISO 6462:2011
KAPR 75°

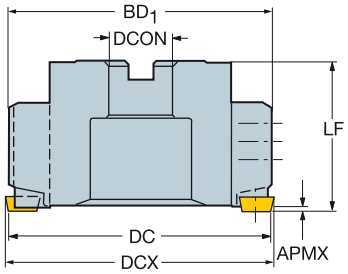

Acabado / Súper-acabado

DC		CZC$_{MS}$	APMX	CNSC		Código de pedido	Dimensiones, pulg. DCON	ISO	DBC	DCX	LF	Ft/lbs	Lbs	RPMX	CICT	MIID
3.150	1/2	3/4	.039	0	8	R/LA260.8-080R19-12H-F	.750	A		3.307	2.480	2.2	3.08	5985	8	N260.8-1204-F
3.937	1/2	1 1/4	.039	0	10	R/LA260.8-100R32-12H-F	1.250	A		4.095	2.480	2.2	8.14	5350	10	N260.8-1204-F
4.921	1/2	1 1/2	.039	0	14	R/LA260.8-125R38-12H-F	1.500	B		5.079	2.480	2.2	8.14	4785	14	N260.8-1204-F
6.299	1/2	1 1/2	.039	0	18	R/LA260.8-160R38-12H-F	1.500	B		6.457	2.480	2.2	22.00	4230	18	N260.8-1204-F
7.874	1/2	2 1/2	.039	0	24	R/LA260.8-200R63-12H-F	2.500	C	4.000	8.031	2.480	2.2	22.00	3875	24	N260.8-1204-F
9.843	1/2	2 1/2	.039	0	30	R/LA260.8-250R63-12H-F	2.500	C	4.000	10.000	2.480	2.2	22.00	3385	30	N260.8-1204-F

Acabado

DC			CZC$_{MS}$	APMX	CNSC		Código de pedido	Dimensiones, pulg. DCON	ISO	DBC	DCX	LF	Nm	Kg	RPMX	CICT$_1$	MIID$_1$	CICT$_2$	MIID$_2$
3.150	1/2	1/2	3/4	.039	0	1	R/LA260.8-080R19-12H-FL	.750	A		3.307	2.480	2.2	3.1	5985	7	N260.8-1204-L	1	N260.8-1204-F
3.937	1/2	1/2	1 1/4	.039	0	1	R/LA260.8-100R32-12H-FL	1.250	A		4.095	2.480	2.2	8.1	5350	9	N260.8-1204-L	1	N260.8-1204-F
4.921	1/2	1/2	1 1/2	.039	0	2	R/LA260.8-125R38-12H-FL	1.500	B		5.079	2.480	2.2	8.1	4785	12	N260.8-1204-L	2	N260.8-1204-F
6.299	1/2	1/2	1 1/2	.039	0	3	R/LA260.8-160R38-12H-FL	1.500	B		6.457	2.480	2.2	22.0	4230	15	N260.8-1204-L	3	N260.8-1204-F
7.874	1/2	1/2	2 1/2	.039	0	4	R/LA260.8-200R63-12H-FL	2.500	C	4.000	8.031	2.480	2.2	22.0	3785	20	N260.8-1204-L	4	N260.8-1204-F
9.843	1/2	1/2	2 1/2	.039	0	5	R/LA260.8-250R63-12H-FL	2.500	C	4.000	10.000	2.480	2.2	16.7	3385	20	N260.8-1204-L	5	N260.8-1204-F

O5

ISO 13399
Q1

CNSC CXSC
Q35

SANDVIK Coromant

Fresa de planear ajustable Auto AF

Montaje Cap

Versión métrica

KAPR 75°

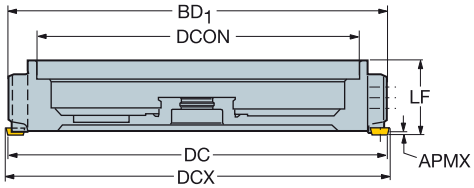

Acabado / Súper-acabado

DC		CZC$_{MS}$	APMX	CNSC		Código de pedido	Dimensiones, mm DCON	DCX	BD$_1$	LF	Nm	Kg	RPMX	CICT	MIID
250.0	12	250	1.0	0	30	R/L260.82-250-12H-F	250.0	254.0	250.6	63.0	3.0	15.00	3385	30	N260.8-1204-F
315.0	12	315	1.0	0	32	R/L260.82-315-12H-F	315.0	319.0	315.2	63.0	3.0	22.66	3015	32	N260.8-1204-F
355.0	12	355	1.0	0	40	R/L260.82-355-12H-F	355.0	359.0	355.0	63.0	3.0	25.44	2840	40	N260.8-1204-F
400.0	12	400	1.0	0	40	R/L260.82-400-12H-F	400.0	404.0	399.8	63.0	3.0	18.00	2675	40	N260.8-1204-F
500.0	12	500	1.0	0	48	R/L260.82-500-12H-F	500.0	504.0	499.8	63.0	3.0	44.00	2395	48	N260.8-1204-F

Acabado

DC			CZC$_{MS}$	APMX	CNSC		Código de pedido	Dimensiones, mm DCON	DCX	LF	Nm	Kg	RPMX	CICT$_1$	MIID$_1$	CICT$_2$	MIID$_2$
250.0	12	12	250	1.0	0	25	R/L260.82-250-12H-FL	250.0	254.0	63.0	3.0	14.70	3385	25	N260.8-1204-L	5	N260.8-1204-F
315.0	12	12	315	1.0	0	28	R/L260.82-315-12H-FL	315.0	319.0	63.0	3.0	23.14	3015	28	N260.8-1204-L	4	N260.8-1204-F
355.0	12	12	355	1.0	0	36	R/L260.82-355-12H-FL	355.0	359.0	63.0	3.0	24.94	2840	36	N260.8-1204-L	4	N260.8-1204-F
400.0	12	12	400	1.0	0	36	R/L260.82-400-12H-FL	400.0	404.0	63.0	3.0	29.74	2675	36	N260.8-1204-L	4	N260.8-1204-F
500.0	12	12	500	1.0	0	42	R/L260.82-500-12H-FL	500.0	504.0	63.0	3.0	42.20	2395	42	N260.8-1204-L	6	N260.8-1204-F

J96

O5

ISO 13399 Q1

CNSC CXSC Q35

Plaquita Modulmill® para fresado

KRINS 45°

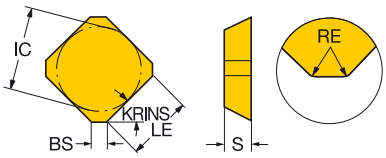

		RE	BS	Código de pedido	P 2030	P 2040	P 3040	P 4230	P 4240	P 530	M 2030	M 2040	M 4230	M 4240	M 530	K 3020	K 3040	K 4230	K 4240	K H13A	N 530	N H13A	S 2030	S 2040	S H13A	H 3040	Dimensiones, mm, pulg. IC	LE	S
Ligero		12	1.5	1.6				☆										☆									12.7	9.6	4.76
			.059	*.063*																							*.500*	*.378*	*.187*
Medio		12	1.2	1.7	☆		☆	☆	☆	☆	☆		☆	☆	☆		☆	☆	☆		☆		☆			☆	12.7	9.6	3.18
			.047	*.067*																							*.500*	*.378*	*.125*
			1.2	1.7		☆	☆	☆	☆	☆		☆	☆	☆	☆	☆	☆	☆	☆		☆			☆		☆	12.7	9.6	4.76
			.047	*.067*																							*.500*	*.378*	*.187*
		15	1.5	2.0			☆	☆	☆				☆	☆		☆	☆	☆	☆							☆	15.9	12.7	4.76
			.059	*.079*																							*.625*	*.500*	*.187*
		12	1.2	2.0						☆					☆					☆	☆	☆			☆		12.7	9.6	4.76
			.047	*.079*																							*.500*	*.378*	*.187*
		12	1.5	1.6				☆	☆																		12.7	9.6	3.18
			.059	*.063*																							*.500*	*.378*	*.125*
			1.5	1.6				☆	☆	☆						☆					☆						12.7	9.6	4.76
			.059	*.063*																							*.500*	*.378*	*.187*
		15	1.5	1.6								☆															15.9	12.7	4.76
			.059	*.063*																							*.625*	*.500*	*.187*

J474 J508 Q1 Q17

Plaquita Modulmill® para fresado

KRINS

SNKN
75°

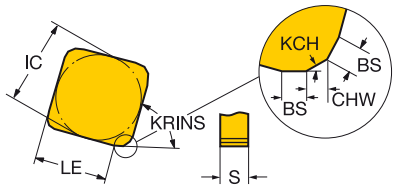

SPKN / SPKR-WH
75°

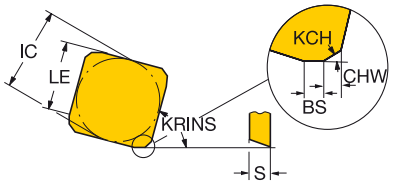

SPEX
75°

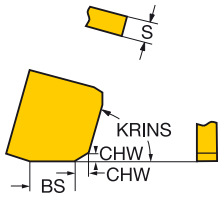

			RE	KCH	CHW	BS	Código de pedido	P						M						K						N	H	Dimensiones, mm, pulg.		
								2040	3040	4230	4240	530	SM30	2030	2040	4220	530	SM30	3020	3040	4230	H13A	HM	530	3040			IC	LE	S
Ligero			15		23°	0.2	10.0	SPEX 15 04 ED R-1					☆				☆								☆			15.9	10.3	4.76
						.008	.394																					.625	.406	.187
Medio			12	0.9	37°	0.8	1.6	SPKN 12 03 ED R	☆			☆			☆						☆							12.7	10.3	3.18
				.033		.031	.063																					.500	.406	.125
				0.9	37°	0.8	1.6	SPKN 12 03 ED R/L			☆		☆	☆				☆	☆	☆			☆	☆				12.7	10.3	3.18
				.033		.031	.063																					.500	.406	.125
				0.9	37°	0.8	1.5	SPKN 12 04 ED R												☆							12.7	10.3	4.76
				.033		.031	.059																					.500	.406	.187
			15	0.9	37°	0.8	1.4	SPKN 15 04 ED R		☆		☆				☆				☆						☆	15.9	13.5	4.76
				.033		.031	.055																					.625	.531	.187
					37°	0.8	1.4	SPKN 15 04 ED R/L			☆								☆								15.9	13.5	4.76
						.031	.055																					.625	.531	.187
			19		37°	0.8	2.7	SPKN 19 04 ED R					☆				☆											19.1	15.1	4.76
						.031	.106																					.750	.594	.187
			12		16°	1.5	1.5	SNKN 12 04 EN N			☆								☆			☆					12.7		4.76
						.059	.059																					.500		.187
Pesado			12		15°	1.6	1.4	SPKR 12 03 ED R/L-WH			☆					☆					☆						12.7	10.3	3.18
						.063	.055																					.500	.406	.125
							1.6	SPKR 12 03 ED R-WH				☆																12.7	10.1	3.18
							.063																					.500	.398	.125
							1.5	SPKR 12 04 ED R-WH			☆					☆					☆						12.7	10.2	4.76
							.059																					.500	.402	.187
			15				1.4	SPKR 15 04 ED R/L-WH			☆					☆					☆						15.9	13.5	4.76
							.055																					.625	.531	.187
							1.4	SPKR 15 04 ED R-WH				☆																15.9	13.5	4.76
							.055																					.625	.531	.187
			19				2.7	SPKR 19 04 ED R-WH			☆					☆					☆						19.1	14.9	4.76
							.106																					.750	.587	.187

J474 J508 Q1 Q17

Plaquita Modulmill® para fresado

KRINS 90°

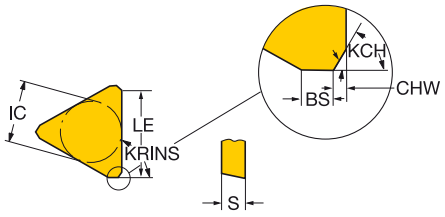

			KCH	CHW	BS	Código de pedido	P 3040	P 4230	P 4240	K 3040	K 4230	K 4240	H 3040	Dimensiones, mm, pulg. IC	LE	S
Medio		22	45°	0.4	1.4	**TPKN 22 04 PD L**		☆						12.7	18.0	4.76
				.016	*.055*									*.500*	*.709*	*.187*
		16	44°		1.2	**TPKR 16 03 PP R-WH**	☆	☆	☆	☆	☆	☆	☆	9.5	13.0	3.18
					.047									*.375*	*.512*	*.125*
		22	44°		1.2	**TPKR 22 04 PD R-WH**	☆	☆	☆	☆	☆	☆	☆	12.7	18.0	4.76
					.047									*.500*	*.709*	*.187*

J474 J508 Q1 Q17

Plaquita para mandrinado de cilindros Auto

SDMX / SDKX

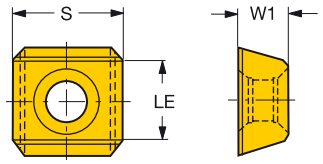

		P	K			N	S	H	Dimensiones, mm, pulg.			
	Código de pedido	3040	3015	3040	H13A	H13A	H13A	3040	S	LE	D1	W1
15	SDMX 15 06 08	☆	☆	☆				☆	6.35	11	5.6	
									.250	.433	.220	
	SDMX 15 06 ZN		☆						6.35	11	5.6	6.35
									.250	.433	.220	.250
	SDKX 15 06 08				☆	☆	☆		6.35	11	5.6	
									.250	.433	.220	
	SDKX 15 06 ZN				☆	☆	☆		6.35	11	5.6	6.35
									.250	.433	.220	.250

J474 J508 Q1 Q17

Plaquita para fresado

KRINS 45°

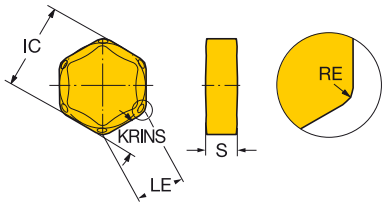

					K		Dimensiones, mm, pulg.		
			RE	Código de pedido	3330	K20D	IC	LE	S
Medio		09	2.0	HNGX 09 05 20-KM	☆	☆	15.9	9.0	5.56
			.079				*.625*	*.354*	*.219*

J474 J508 Q1 Q17

Plaquita CoroMill® 490 para fresado

KRINS 90°

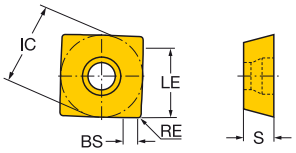

			RE	BS	Código de pedido	P 1010	P 1030	P 3040	P 3220	P 4220	P 4230	P 4240	P 530	M 1030	M 1040	M 2030	M 2040	M 4240	M 530	M S30T	K 1010	K 1020	K 3040	K 3220	K 3330	K 4220	K 4230	K 4240	N H13A	N H13A	S 1010	S 1030	S 2040	S S30T	S S40T	H 1010	H 1030	H 530	Dimensiones, mm, pulg. IC	LE	S
Ligero		08	0.4	1.5	490R-08T304M-PL		☆			☆	☆			☆				☆								☆					☆								8.5	5.6	3.30
			.016	*.059*																																			*.335*	*.220*	*.130*
			0.8	1.2	490R-08T308M-PL	☆	☆			☆	☆	☆	☆	☆				☆	☆		☆					☆	☆			☆	☆				☆		☆	8.5	5.6	3.30
			.031	*.047*																																			*.335*	*.220*	*.130*
		14	0.8	2.0	490R-140408M-PL		☆	☆			☆	☆		☆								☆	☆		☆		☆	☆			☆					☆			13.8	10.3	3.90
			.031	*.079*																																			*.543*	*.406*	*.154*
		08	0.4	1.5	490R-08T304E-ML										☆	☆	☆												☆	☆										8.5	5.6	3.30
			.016	*.059*																																			*.335*	*.220*	*.130*
			0.8	1.2	490R-08T308E-ML		☆							☆	☆	☆	☆			☆									☆	☆		☆	☆	☆	☆		☆			8.5	5.6	3.30
			.031	*.047*																																			*.335*	*.220*	*.130*
		14	0.8	2.0	490R-140408E-ML										☆		☆			☆								☆	☆				☆	☆	☆					13.8	10.3	3.90
			.031	*.079*																																			*.543*	*.406*	*.154*
		08	0.4	1.5	490R-08T304M-KL																☆	☆		☆															8.5	5.6	3.30
			.016	*.059*																																			*.335*	*.220*	*.130*
			0.8	1.2	490R-08T308M-KL																☆	☆		☆															8.5	5.6	3.30
			.031	*.047*																																			*.335*	*.220*	*.130*
Medio		08	0.8	1.2	490R-08T308M-PM	☆	☆			☆	☆	☆		☆				☆			☆					☆	☆			☆	☆				☆			8.5	5.6	3.30
			.031	*.047*																																			*.335*	*.220*	*.130*
			1.2	0.9	490R-08T312M-PM	☆	☆			☆	☆	☆		☆				☆			☆					☆	☆			☆	☆				☆			8.5	5.6	3.30
			.047	*.033*																																			*.335*	*.220*	*.130*
			1.6	0.6	490R-08T316M-PM	☆	☆			☆	☆	☆		☆				☆			☆					☆				☆	☆				☆			8.5	5.6	3.30
			.063	*.024*																																			*.335*	*.220*	*.130*
		14	0.8	2.0	490R/L-140408M-PM			☆	☆		☆	☆						☆					☆	☆			☆	☆											13.8	10.3	3.90
			.031	*.079*																																			*.543*	*.406*	*.154*
			0.8	2.0	490R-140408M-PM		☆			☆								☆				☆			☆	☆											☆		13.8	10.3	3.90
			.031	*.079*																																			*.543*	*.406*	*.154*
			1.2	2.0	490R-140412M-PM		☆	☆			☆	☆		☆				☆			☆	☆	☆	☆		☆					☆							13.8	10.3	3.90
			.047	*.079*																																			*.543*	*.406*	*.154*
			1.6	1.2	490R-140416M-PM		☆	☆			☆	☆		☆				☆			☆	☆	☆	☆		☆					☆							13.8	10.3	3.90
			.063	*.047*																																			*.543*	*.406*	*.154*
			2.0	0.9	490R-140420M-PM		☆	☆		☆	☆	☆									☆	☆	☆	☆	☆	☆	☆											13.8	10.3	3.90
			.079	*.035*																																			*.543*	*.406*	*.154*

J474 J508 Q1 Q17

Plaquita CoroMill® 490 para fresado

KRINS 90°

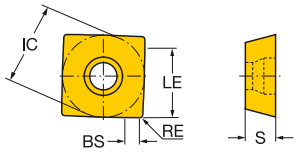

		RE	BS	Código de pedido	P 1010	P 1030	P 3040	P 3220	P 4220	P 4230	P 4240	P 530	M 1030	M 1040	M 2030	M 2040	M 4240	M 530	M S30T	K 1010	K 1020	K 3040	K 3220	K 3330	K 4220	K 4230	K 4240	K H13A	N H13A	S 1010	S 1030	S 2040	S S30T	S S40T	H 1010	H 1030	H 530	IC	LE	S
Medio		08	0.8	1.2	490R-08T308E-MM		☆						☆	☆	☆	☆			☆													☆	☆					8.5	5.6	3.30
			.031	.047																																	.335	.220	.130
			1.2	0.9	490R-08T312E-MM									☆	☆	☆																					8.5	5.6	3.30
			.047	.033																																	.335	.220	.130
			1.6	0.6	490R-08T316E-MM									☆	☆	☆																					8.5	5.6	3.30
			.063	.024																																	.335	.220	.130
		14	0.8	2.0	490R-140408E-MM									☆		☆															☆					13.8	10.3	3.90
			.031	.079																																	.543	.406	.154
			1.2	1.6	490R-140412E-MM									☆		☆			☆												☆	☆	☆					13.8	10.3	3.90
			.047	.063																																	.543	.406	.154
			1.6	1.2	490R-140416E-MM									☆		☆															☆					13.8	10.3	3.90
			.063	.047																																	.543	.406	.154
			2.0	0.9	490R-140420E-MM									☆		☆															☆					13.8	10.3	3.90
			.079	.035																																	.543	.406	.154
		08	0.8	1.2	490R-08T308M-MM									☆	☆	☆			☆												☆	☆	☆					8.5	5.6	3.30
			.031	.047																																	.335	.220	.130
		14	0.8	2.0	490R-140408M-MM									☆		☆			☆												☆	☆	☆					13.8	10.3	3.90
			.031	.079																																	.543	.406	.154
			2.0	0.9	490R-140420M-MM									☆		☆															☆					13.8	10.3	3.90
			.079	.035																																	.543	.406	.154
		08	0.8	1.2	490R-08T308M-KM																☆	☆	☆	☆													8.5	5.6	3.30
			.031	.047																																	.335	.220	.130
			1.2	0.9	490R-08T312M-KM																☆	☆	☆	☆													8.5	5.6	3.30
			.047	.033																																	.335	.220	.130
			1.6	0.6	490R-08T316M-KM																☆	☆	☆	☆													8.5	5.6	3.30
			.063	.024																																	.335	.220	.130
Pesado		08	0.8	1.2	490R-08T308M-PH		☆			☆	☆	☆					☆								☆	☆											8.5	5.6	3.30
			.031	.047																																	.335	.220	.130
			1.6	0.6	490R-08T316M-PH		☆			☆	☆	☆	☆				☆								☆	☆					☆					8.5	5.6	3.30
			.063	.024																																	.335	.220	.130
		14	0.8	2.0	490R-140408M-PH		☆	☆		☆	☆	☆									☆	☆	☆	☆	☆	☆	☆										13.8	10.3	3.90
			.031	.079																																	.543	.406	.154
			2.0	0.9	490R-140420M-PH		☆	☆		☆	☆	☆									☆	☆	☆	☆	☆	☆	☆										13.8	10.3	3.90
			.079	.035																																	.543	.406	.154
		08	0.8	1.2	490R-08T308M-KH																☆	☆	☆	☆													8.5	5.6	3.30
			.031	.047																																	.335	.220	.130
			1.6	0.6	490R-08T316M-KH																☆	☆	☆	☆													8.5	5.6	3.30
			.063	.024																																	.335	.220	.130

J474 J508 Q1 Q17

Plaquita CoroMill® 490 para fresado

Plaquitas para materiales de corte avanzados

KRINS 90°
490R/L..E

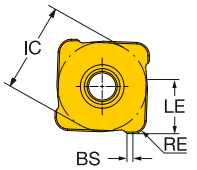

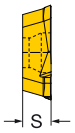

90°
490R/L..E (TIP)

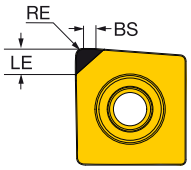

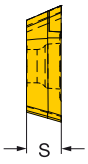

			RE	BS	Código de pedido	K 6190	K CB50	H CB50	Dimensiones, mm, pulg. IC	LE	S
Medio		14	0.8	1.5	**490R-140408E**		☆	☆	13.8	2.0	3.90
			.031	*.059*					*.543*	*.079*	*.154*
		14	2.0	0.8	**490R-140420E**	☆			13.8	5.0	3.90
			.079	*.031*					*.543*	*.197*	*.154*

J474 J508 Q1 Q17

Fresa de escuadrar CoroMill® 490

Coromant Capto®

KAPR 90°

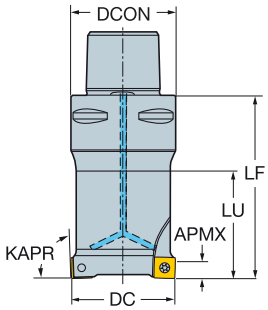

Versión métrica

DC		CZC_{MS}	APMX	CNSC			Código de pedido	Dimensiones, mm DCON	DCX	LF	LU	Nm	Kg	RPMX	CICT	MIID
20.0	08	C4	5.5	1	2		490-020C4-08L	40.0	20.0	70.0	40.0	1.2	0.36	39000	2	490R-08T308
	08	C5	5.5	1	2		490-020C5-08L	50.0	20.0	75.0	40.0	1.2	0.60	28000	2	490R-08T308
	08	C6	5.5	1	2		490-020C6-08L	63.0	20.0	80.0	40.0	1.2	1.02	20000	2	490R-08T308
	08	C3	5.5	1	2		490-020C3-08L	32.0	20.0	80.0	40.0	1.2	0.20	48500	2	490R-08T308
25.0	08	C3	5.5	1	3		490-025C3-08M	32.0	25.0	80.0	60.0	1.2	0.30	40400	3	490R-08T308
	08	C4	5.5	1	3		490-025C4-08M	40.0	25.0	70.0	45.0	1.2	0.40	39000	3	490R-08T308
	08	C5	5.5	1	3		490-025C5-08M	50.0	25.0	75.0	50.0	1.2	0.60	28000	3	490R-08T308
	08	C6	5.5	1	3		490-025C6-08M	63.0	25.0	80.0	53.0	1.2	1.02	20000	3	490R-08T308
32.0	08	C4	5.5	1	4		490-032C4-08M	40.0	32.0	70.0	45.0	1.2	0.48	33900	4	490R-08T308
	08	C5	5.5	1	4		490-032C5-08M	50.0	32.0	75.0	50.0	1.2	0.70	28000	4	490R-08T308
	08	C6	5.5	1	4		490-032C6-08M	63.0	32.0	80.0	53.0	1.2	1.05	20000	4	490R-08T308
	08	C8	5.5	1	4		490-032C8-08M	80.0	32.0	80.0	45.0	1.2	2.10	14000	4	490R-08T308
	08	C3	5.5	1	4		490-032C3-08M	32.0	32.0	80.0	60.0	1.2	0.40	33900	4	490R-08T308
36.0	08	C3	5.5	1		4	490-036C3-08M	32.0	36.0	50.0	30.0	1.2	0.30	31300	4	490R-08T308
40.0	08	C4	5.5	1		4	490-040C4-08M	40.0	40.0	70.0	45.0	1.2	0.60	29300	4	490R-08T308
	08	C5	5.5	1		4	490-040C5-08M	50.0	40.0	75.0	50.0	1.2	0.82	28000	4	490R-08T308
	08	C5	5.5	1	6		490-040C5-08H	50.0	40.0	75.0	50.0	1.2	0.82	28000	6	490R-08T308
	08	C6	5.5	1	6		490-040C6-08H	63.0	40.0	80.0	53.0	1.2	1.25	20000	6	490R-08T308
	08	C8	5.5	1	6		490-040C8-08H	80.0	40.0	80.0	45.0	1.2	2.17	14000	6	490R-08T308
	08	C4	5.5	1	6		490-040C4-08H	40.0	40.0	70.0	45.0	1.2	0.60	29300	6	490R-08T308
	14	C4	10.0	1		3	490-040C4-14M	40.0	40.0	70.0	45.0	3.0	0.54	26400	3	490R-1404
	14	C5	10.0	1		3	490-040C5-14M	50.0	40.0	75.0	50.0	3.0	0.76	26400	3	490R-1404
	14	C6	10.0	1		3	490-040C6-14M	63.0	40.0	80.0	53.0	3.0	1.15	20000	3	490R-1404
	14	C4	10.0	1	4		490-040C4-14H	40.0	40.0	70.0	45.0	3.0	0.54	26400	4	490R-1404
	14	C5	10.0	1	4		490-040C5-14H	50.0	40.0	75.0	50.0	3.0	0.76	26400	4	490R-1404
	14	C6	10.0	1	4		490-040C6-14H	63.0	40.0	80.0	53.0	3.0	1.15	20000	4	490R-1404
	14	C8	10.0	1	4		490-040C8-14H	80.0	40.0	80.0	45.0	3.0	2.11	14000	4	490R-1404
44.0	08	C4	5.5	1		5	490-044C4-08M	40.0	44.0	60.0		1.2	0.56	27600	5	490R-08T308
	08	C4	5.5	1	6		490-044C4-08H	40.0	44.0	60.0		1.2	0.56	27600	6	490R-08T308
	14	C4	10.0	1		3	490-044C4-14M	40.0	44.0	70.0		3.0	0.61	24600	3	490R-1404
	14	C4	10.0	1	4		490-044C4-14H	40.0	44.0	70.0		3.0	0.61	24600	4	490R-1404
50.0	08	C5	5.5	1		5	490-050C5-08M	50.0	50.0	75.0	50.0	1.2	1.05	25500	5	490R-08T308
	08	C6	5.5	1		5	490-050C6-08M	63.0	50.0	80.0	53.0	1.2	1.54	20000	5	490R-08T308
	08	C5	5.5	1	7		490-050C5-08H	50.0	50.0	75.0	50.0	1.2	1.05	25500	7	490R-08T308
	08	C6	5.5	1	7		490-050C6-08H	63.0	50.0	80.0	53.0	1.2	1.54	20000	7	490R-08T308
	08	C8	5.5	1	7		490-050C8-08H	80.0	50.0	80.0	45.0	1.2	2.37	14000	7	490R-08T308
	14	C5	10.0	1		4	490-050C5-14M	50.0	50.0	75.0	50.0	3.0	0.98	13700	4	490R-1404
	14	C6	10.0	1		4	490-050C6-14M	63.0	50.0	80.0	53.0	3.0	1.37	13700	4	490R-1404
	14	C5	10.0	1	5		490-050C5-14H	50.0	50.0	75.0	50.0	3.0	0.98	22400	5	490R-1404
	14	C6	10.0	1	5		490-050C6-14H	63.0	50.0	80.0	53.0	3.0	1.37	20000	5	490R-1404
	14	C8	10.0	1	5		490-050C8-14H	80.0	50.0	80.0	45.0	3.0	2.30	14000	5	490R-1404
54.0	08	C5	5.5	1		5	490-054C5-08M	50.0	54.0	60.0		1.2	0.92	24300	5	490R-08T308
	08	C5	5.5	1	7		490-054C5-08H	50.0	54.0	60.0		1.2	0.92	24300	7	490R-08T308
	14	C5	10.0	1		4	490-054C5-14M	50.0	54.0	60.0		3.0	0.87	13000	4	490R-1404
	14	C5	10.0	1	5		490-054C5-14H	50.0	54.0	60.0		3.0	0.87	21300	5	490R-1404

J97 O5 Q5 Q1 Q35 Q16

Fresa de escuadrar CoroMill® 490

Coromant Capto®

KAPR 90°

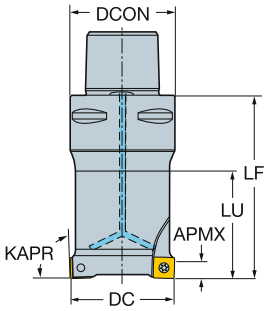

Versión métrica

DC		CZC_{MS}	APMX	CNSC			Código de pedido	Dimensiones, mm DCON	DCX	LF	LU	Nm	Kg	RPMX	CICT	MIID
63.0	08	C6	5.5	1		6	490-063C6-08M	63.0	63.0	50.0	23.0	1.2	1.26	20000	6	490R-08T308
	08	C6	5.5	1	8		490-063C6-08H	63.0	63.0	50.0	23.0	1.2	1.26	20000	8	490R-08T308
	08	C8	5.5	1	8		490-063C8-08H	80.0	63.0	80.0	45.0	1.2	2.90	14000	8	490R-08T308
	14	C6	10.0	1		5	490-063C6-14M	63.0	63.0	80.0	53.0	3.0	1.77	11700	5	490R-1404
	14	C6	10.0	1	6		490-063C6-14H	63.0	63.0	80.0	53.0	3.0	1.77	11700	6	490R-1404
	14	C8	10.0	1	6		490-063C8-14H	80.0	63.0	80.0	45.0	3.0	2.61	11700	6	490R-1404
66.0	08	C6	5.5	1		6	490-066C6-08M	63.0	66.0	50.0		1.2	1.29	20000	6	490R-08T308
	08	C6	5.5	1		8	490-066C6-08H	63.0	66.0	50.0		1.2	1.29	20000	8	490R-08T308
	14	C6	10.0	1		5	490-066C6-14M	63.0	66.0	65.0		3.0	1.53	11400	5	490R-1404
	14	C6	10.0	1	6		490-066C6-14H	63.0	66.0	65.0		3.0	1.53	11400	6	490R-1404
80.0	08	C8	5.5	1		8	490-080C8-08M	80.0	80.0	80.0	45.0	1.2	3.36	14000	8	490R-08T308
	08	C8	5.5	1		10	490-080C8-08H	80.0	80.0	80.0	45.0	1.2	3.36	14000	10	490R-08T308
	14	C6	10.0	1		6	490-080C6-14M	63.0	80.0	65.0	65.0	3.0	1.88	10100	6	490R-1404
	14	C8	10.0	1		6	490-080C8-14M	80.0	80.0	80.0	45.0	3.0	3.18	10100	6	490R-1404
	14	C6	10.0	1	8		490-080C6-14H	63.0	80.0	65.0	65.0	3.0	1.88	10100	8	490R-1404
	14	C8	10.0	1	8		490-080C8-14H	80.0	80.0	80.0	45.0	3.0	3.18	10100	8	490R-1404
84.0	08	C8	5.5	1		8	490-084C8-08M	80.0	84.0	60.0		1.2	2.90	14000	8	490R-08T308
	08	C8	5.5	1		10	490-084C8-08H	80.0	84.0	60.0		1.2	2.90	14000	10	490R-08T308
	14	C8	10.0	1		6	490-084C8-14M	80.0	84.0	70.0		3.0	2.97	9800	6	490R-1404
	14	C8	10.0	1	8		490-084C8-14H	80.0	84.0	70.0		3.0	2.97	9800	8	490R-1404

Fresa de escuadrar CoroMill® 490

Coromant Capto®

KAPR 90°

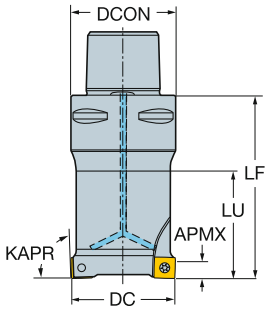

Versión en pulgadas

DC		CZC_{MS}	APMX	CNSC			Código de pedido	Dimensiones, pulg. DCON	DCX	LF	LU	Ft/lbs	Lbs	RPMX	CICT	MIID
.750	08	C5	.217	1	2		A490-019C5-08L	1.969	.750	3.000	1.500	0.9	1.26	28000	2	490R-08T308
	08	C6	.217	1	2		A490-019C6-08L	2.480	.750	3.000	1.500	0.9	1.81	20000	2	490R-08T308
1.000	08	C5	.217	1	3		A490-025C5-08M	1.969	1.000	3.000	2.015	0.9	1.26	28000	3	490R-08T308
	08	C6	.217	1	3		A490-025C6-08M	2.480	1.000	3.000	1.937	0.9	1.81	20000	3	490R-08T308
1.250	08	C5	.217	1	4		A490-032C5-08M	1.969	1.250	3.000	2.015	0.9	1.50	28000	4	490R-08T308
	08	C6	.217	1	4		A490-032C6-08M	2.480	1.250	3.000	1.937	0.9	1.83	20000	4	490R-08T308
	08	C8	.217	1	4		A490-032C8-08M	3.150	1.250	3.000	1.622	0.9	3.56	14000	4	490R-08T308
1.500	08	C5	.217	1	5		A490-038C5-08H	1.969	1.500	3.000	2.015	0.9	1.54	28000	5	490R-08T308
	08	C6	.217	1	5		A490-038C6-08H	2.480	1.500	3.000	1.937	0.9	1.83	20000	5	490R-08T308
	08	C8	.217	1	5		A490-038C8-08H	3.150	1.500	3.000	1.622	0.9	3.57	14000	5	490R-08T308
	14	C5	.394	1	3		A490-038C5-14M	1.969	1.500	3.000	2.015	2.2	1.63	27400	3	490R-1404
	14	C6	.394	1	3		A490-038C6-14M	2.480	1.500	3.000	1.937	2.2	2.40	20000	3	490R-1404
	14	C8	.394	1	3		A490-038C8-14M	3.150	1.500	3.000	1.622	2.2	4.51	14000	3	490R-1404
2.000	08	C5	.217	1		5	A490-051C5-08M	1.969	2.000	3.000		0.9	2.35	25200	5	490R-08T308
	08	C5	.217	1	7		A490-051C5-08H	1.969	2.000	3.000		0.9	2.34	25200	7	490R-08T308
	08	C6	.217	1	7		A490-051C6-08H	2.480	2.000	3.000	1.937	0.9	2.86	20000	7	490R-08T308
	08	C8	.217	1	7		A490-051C8-08H	3.150	2.000	3.000	1.622	0.9	4.84	14000	7	490R-08T308
	14	C5	.394	1		4	A490-051C5-14M	1.969	2.000	3.000		2.2	2.24	13600	4	490R-1404
	14	C5	.394	1	5		A490-051C5-14H	1.969	2.000	3.000		2.2	2.24	22200	5	490R-1404
	14	C6	.394	1		4	A490-051C6-14M	2.480	2.000	3.000	1.937	2.2	2.97	13600	4	490R-1404
	14	C6	.394	1	5		A490-051C6-14H	2.480	2.000	3.000	1.937	2.2	2.97	20000	5	490R-1404
	14	C8	.394	1	5		A490-051C8-14H	3.150	2.000	3.000	1.622	2.2	5.02	14000	5	490R-1404
2.500	08	C6	.217	1		6	A490-063C6-08M	2.480	2.500	2.000		0.9	2.34	20000	6	490R-08T308
	08	C6	.217	1	8		A490-063C6-08H	2.480	2.500	2.000		0.9	2.34	20000	8	490R-08T308
	08	C8	.217	1	8		A490-063C8-08H	3.150	2.500	3.000	1.622	0.9	4.84	14000	8	490R-08T308
	14	C6	.394	1		5	A490-063C6-14M	2.480	2.500	2.500		2.2	3.17	11700	5	490R-1404
	14	C6	.394	1	6		A490-063C6-14H	2.480	2.500	2.500		2.2	3.17	11700	6	490R-1404
	14	C8	.394	1	6		A490-063C8-14H	3.150	2.500	3.000	1.622	2.2	5.61	11700	6	490R-1404
3.000	08	C8	.217	1	10		A490-076C8-08H	3.150	3.000	2.500	1.122	0.9	4.84	14000	10	490R-08T308
	14	C8	.394	1		6	A490-076C8-14M	3.150	3.000	3.000	1.622	2.2	6.47	10400	6	490R-1404
	14	C8	.394	1	7		A490-076C8-14H	3.150	3.000	3.000	1.622	2.2	6.47	10400	7	490R-1404

J97 O5 Q5 Q1 Q35 Q16

Fresa de escuadrar CoroMill® 490

En eje

STDNO ISO 6462:2011
KAPR 90°



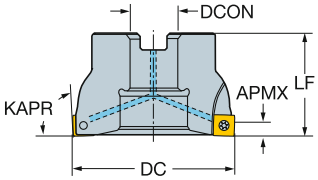

Versión métrica

DC		CZC_{MS}	APMX	CNSC			Código de pedido	Dimensiones, mm DCON	ISO	DBC	DCX	LF	Nm	Kg	RPMX	CICT	MIID
40.0	08	16	5.5	1		4	490-040Q16-08M	16.0	A		40.0	40.0	1.2	0.18	29300	4	490R-08T308
	08	16	5.5	1	6		490-040Q16-08H	16.0	A		40.0	40.0	1.2	0.18	29300	6	490R-08T308
44.0	08	16	5.5	1		5	490-044Q16-08M	16.0	A		44.0	40.0	1.2	0.30	27600	5	490R-08T308
50.0	08	22	5.5	1		4	490-050Q22-08L	22.0	A		50.0	40.0	1.2	0.40	25500	4	490R-08T308
	08	22	5.5	1		5	490-050Q22-08M	22.0	A		50.0	40.0	1.2	0.40	25500	5	490R-08T308
	08	22	5.5	1	7		490-050Q22-08H	22.0	A		50.0	40.0	1.2	0.40	25500	7	490R-08T308
	14	22	10.0	1		4	490-050Q22-14M	22.0	A		50.0	40.0	3.0	0.27	13700	4	490R-1404
	14	22	10.0	1	5		490-050Q22-14H	22.0	A		50.0	40.0	3.0	0.27	22400	5	490R-1404
54.0	08	22	5.5	1		5	490-054Q22-08M	22.0	A		54.0	40.0	1.2	0.40	24300	5	490R-08T308
	14	22	10.0	1		4	490-054Q22-14M	22.0	A		54.0	40.0	3.0	0.32	13000	4	490R-1404
63.0	08	22	5.5	1		5	490-063Q22-08L	22.0	A		63.0	40.0	1.2	0.55	22200	5	490R-08T308
	08	22	5.5	1		6	490-063Q22-08M	22.0	A		63.0	40.0	1.2	0.55	22200	6	490R-08T308
	08	22	5.5	1	8		490-063Q22-08H	22.0	A		63.0	40.0	1.2	0.55	22200	8	490R-08T308
	14	22	10.0	1		5	490-063Q22-14M	22.0	A		63.0	40.0	3.0	0.39	11700	5	490R-1404
	14	22	10.0	1	6		490-063Q22-14H	22.0	A		63.0	40.0	3.0	0.39	11700	6	490R-1404
66.0	08	22	5.5	1		6	490-066Q22-08M	22.0	A		66.0	40.0	1.2	0.50	21600	6	490R-08T308
	14	22	10.0	1		5	490-066Q22-14M	22.0	A		66.0	40.0	3.0	0.44	11400	5	490R-1404
80.0	08	27	5.5	1		6	490-080Q27-08L	27.0	A		80.0	50.0	1.2	1.25	19400	6	490R-08T308
	08	27	5.5	1		8	490-080Q27-08M	27.0	A		80.0	50.0	1.2	1.25	19400	8	490R-08T308
	08	27	5.5	1		10	490-080Q27-08H	27.0	A		80.0	50.0	1.2	1.25	19400	10	490R-08T308
	14	27	10.0	1		6	490-080Q27-14M	27.0	A		80.0	50.0	3.0	0.97	10100	6	490R-1404
	14	27	10.0	1	8		490-080Q27-14H	27.0	A		80.0	50.0	3.0	0.97	10100	8	490R-1404
84.0	08	27	5.5	1		8	490-084Q27-08M	27.0	A		84.0	50.0	1.2	1.28	18900	8	490R-08T308
	14	27	10.0	1		6	490-084Q27-14M	27.0	A		84.0	50.0	3.0	1.06	9800	6	490R-1404
100.0	08	32	5.5	0		6	490-100Q32-08L	32.0	B		100.0	50.0	1.2	2.10	17100	6	490R-08T308
	08	32	5.5	0		8	490-100Q32-08M	32.0	B		100.0	50.0	1.2	2.10	17100	8	490R-08T308
	08	32	5.5	0		10	490-100Q32-08H	32.0	B		100.0	50.0	1.2	2.10	17100	10	490R-08T308
	14	32	10.0	1		5	490-100Q32-14L	32.0	B		100.0	50.0	3.0	1.44	8900	5	490R-1404
	14	32	10.0	1		7	490-100Q32-14M	32.0	B		100.0	50.0	3.0	1.44	8900	7	490R-1404
	14	32	10.0	1	10		490-100Q32-14H	32.0	B		100.0	50.0	3.0	1.44	8900	10	490R-1404
125.0	08	40	5.5	0		8	490-125Q40-08L	40.0	B		125.0	63.0	1.2	4.56	15200	8	490R-08T308
	08	40	5.5	0		10	490-125Q40-08M	40.0	B		125.0	63.0	1.2	4.56	15200	10	490R-08T308
	08	40	5.5	0		12	490-125Q40-08H	40.0	B		125.0	63.0	1.2	4.56	15200	12	490R-08T308
	14	40	10.0	1		6	490-125Q40-14L	40.0	B		125.0	63.0	3.0	2.58	7800	6	490R-1404
	14	40	10.0	1		8	490-125Q40-14M	40.0	B		125.0	63.0	3.0	2.58	7800	8	490R-1404
	14	40	10.0	1	12		490-125Q40-14H	40.0	B		125.0	63.0	3.0	2.58	7800	12	490R-1404
160.0	14	40S	10.0	0		8	490-160Q40-14L	40.0	C	66.7	160.0	63.0	3.0	4.42	6800	8	490R-1404
	14	40S	10.0	0		12	490-160Q40-14M	40.0	C	66.7	160.0	63.0	3.0	4.42	6800	12	490R-1404
	14	40S	10.0	0	15		490-160Q40-14H	40.0	C	66.7	160.0	63.0	3.0	4.42	6800	15	490R-1404
200.0	14	60	10.0	0		10	490-200Q60-14L	60.0	C	101.6	200.0	63.0	3.0	7.35	6000	10	490R-1404
	14	60	10.0	0		16	490-200Q60-14M	60.0	C	101.6	200.0	63.0	3.0	7.35	6000	16	490R-1404
250.0	14	60	10.0	0		12	490-250Q60-14L	60.0	C	101.6	250.0	63.0	3.0	11.26	5300	12	490R-1404
	14	60	10.0	0		18	490-250Q60-14M	60.0	C	101.6	250.0	63.0	3.0	11.26	5300	18	490R-1404

J97 O5 Q5 Q1 Q35 Q16

Fresa de escuadrar CoroMill® 490

En eje



STDNO ISO 6462:2011
KAPR 90°

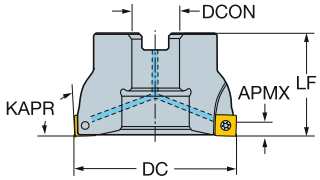

Versión en pulgadas

DC		CZC_{MS}	APMX	CNSC			Código de pedido	Dimensiones, pulg. DCON	ISO	DBC	DCX	LF	Ft/lbs	Lbs	RPMX	CICT	MIID
1.500	08	3/4	.217	1		4	A490-038R19-08M	.750	A		1.500	1.575	0.9	1.32	30200	4	490R-08T308
	08	3/4	.217	1	5		A490-038R19-08H	.750	A		1.500	1.575	0.9	1.32	30200	5	490R-08T308
2.000	08	3/4	.217	1		4	A490-051R19-08L	.750	A		2.000	1.575	0.9	0.70	25200	4	490R-08T308
	08	3/4	.217	1		5	A490-051R19-08M	.750	A		2.000	1.575	0.9	0.70	25200	5	490R-08T308
	08	3/4	.217	1	7		A490-051R19-08H	.750	A		2.000	1.575	0.9	0.70	25200	7	490R-08T308
	14	3/4	.394	1		4	A490-051R19-14M	.750	A		2.000	1.575	2.2	0.66	13600	4	490R-1404
	14	3/4	.394	1	5		A490-051R19-14H	.750	A		2.000	1.575	2.2	0.66	22200	5	490R-1404
2.126	08	3/4	.217	1		5	A490-054R19-08M	.750	A		2.126	1.575	0.9	0.81	24300	5	490R-08T308
	14	3/4	.394	1		4	A490-054R19-14M	.750	A		2.126	1.575	2.2	0.75	13000	4	490R-1404
2.500	08	1	.217	1		5	A490-063R25-08L	1.000	A		2.500	1.969	0.9	1.54	22100	5	490R-08T308
	08	1	.217	1		6	A490-063R25-08M	1.000	A		2.500	1.969	0.9	1.54	22100	6	490R-08T308
	08	1	.217	1	8		A490-063R25-08H	1.000	A		2.500	1.969	0.9	1.54	22100	8	490R-08T308
	14	1	.394	1		5	A490-063R25-14M	1.000	A		2.500	1.969	2.2	1.28	11700	5	490R-1404
	14	1	.394	1	6		A490-063R25-14H	1.000	A		2.500	1.969	2.2	1.28	11700	6	490R-1404
2.598	08	1	.217	1		6	A490-066R25-08M	1.000	A		2.598	1.969	0.9	1.65	21600	6	490R-08T308
	14	1	.394	1		5	A490-066R25-14M	1.000	A		2.598	1.969	2.2	1.36	11400	5	490R-1404
3.000	08	1	.217	1		6	A490-076R25-08L	1.000	A		3.000	1.969	0.9	2.34	19900	6	490R-08T308
	08	1	.217	1		8	A490-076R25-08M	1.000	A		3.000	1.969	0.9	2.34	19900	8	490R-08T308
	08	1	.217	1	10		A490-076R25-08H	1.000	A		3.000	1.969	0.9	2.34	19900	10	490R-08T308
	14	1	.394	1		6	A490-076R25-14M	1.000	A		3.000	1.969	2.2	1.94	10400	6	490R-1404
	14	1	.394	1	7		A490-076R25-14H	1.000	A		3.000	1.969	2.2	1.94	10400	7	490R-1404
3.307	08	1	.217	1		8	A490-084R25-08M	1.000	A		3.307	1.969	0.9	2.86	18900	8	490R-08T308
	14	1	.394	1		6	A490-084R25-14M	1.000	A		3.307	1.969	2.2	2.35	9800	6	490R-1404
4.000	08	1 1/2	.217	0		6	A490-102R38-08L	1.500	B		4.000	1.969	0.9	2.86	17000	6	490R-08T308
	08	1 1/2	.217	0		8	A490-102R38-08M	1.500	B		4.000	1.969	0.9	2.86	17000	8	490R-08T308
	08	1 1/2	.217	0		10	A490-102R38-08H	1.500	B		4.000	1.969	0.9	2.86	17000	10	490R-08T308
	14	1 1/2	.394	1		5	A490-102R38-14L	1.500	B		4.000	1.969	2.2	2.84	8800	5	490R-1404
	14	1 1/2	.394	1		7	A490-102R38-14M	1.500	B		4.000	1.969	2.2	2.84	8800	7	490R-1404
	14	1 1/2	.394	1	10		A490-102R38-14H	1.500	B		4.000	1.969	2.2	2.84	8800	10	490R-1404
5.000	08	1 1/2	.217	0		8	A490-127R38-08L	1.500	B		5.000	2.480	0.9	4.84	15100	8	490R-08T308
	08	1 1/2	.217	0		10	A490-127R38-08M	1.500	B		5.000	2.480	0.9	4.84	15100	10	490R-08T308
	08	1 1/2	.217	0		12	A490-127R38-08H	1.500	B		5.000	2.480	0.9	4.84	15100	12	490R-08T308
	14	1 1/2	.394	1		6	A490-127R38-14L	1.500	B		5.000	2.480	2.2	6.01	7700	6	490R-1404
	14	1 1/2	.394	1		8	A490-127R38-14M	1.500	B		5.000	2.480	2.2	6.01	7700	8	490R-1404
	14	1 1/2	.394	1	12		A490-127R38-14H	1.500	B		5.000	2.480	2.2	6.01	7700	12	490R-1404
6.000	14	1 1/2	.394	0		8	A490-152R38-14L	1.500	C	2.626	6.000	2.480	2.2	8.93	7000	8	490R-1404
	14	1 1/2	.394	0		12	A490-152R38-14M	1.500	C	2.626	6.000	2.480	2.2	8.93	7000	12	490R-1404
	14	1 1/2	.394	0	14		A490-152R38-14H	1.500	C	2.626	6.000	2.480	2.2	8.93	7000	14	490R-1404
8.000	14	2 1/2	.394	0		10	A490-203R63-14L	2.500	C	4.000	8.000	2.480	2.2	16.52	6000	10	490R-1404
	14	2 1/2	.394	0		16	A490-203R63-14M	2.500	C	4.000	8.000	2.480	2.2	16.52	6000	16	490R-1404
10.000	14	2 1/2	.394	0		12	A490-254R63-14L	2.500	C	4.000	10.000	2.480	2.2	25.45	5300	12	490R-1404
	14	2 1/2	.394	0		18	A490-254R63-14M	2.500	C	4.000	10.000	2.480	2.2	25.45	5300	18	490R-1404

J97
O5
Q5
Q1
Q35
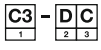 Q16

Fresa de escuadrar CoroMill® 490

En eje

KAPR 90°



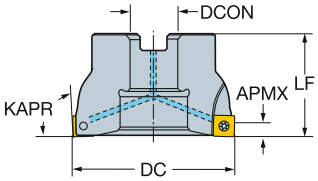

Versión CIS

DC		CZC_{MS}	APMX	CNSC			Código de pedido	Dimensiones, mm DCON	DBC	DCX	LF	Nm	Kg	RPMX	CICT	MIID
80.0	08	1	5.5	1		6	A490-080J25.4-08L	25.4		80.0	50.0	1.2	1.06	19400	6	490R-08T308
	08	1	5.5	1		8	A490-080J25.4-08M	25.4		80.0	50.0	1.2	1.06	19400	8	490R-08T308
	08	1	5.5	1		10	A490-080J25.4-08H	25.4		80.0	50.0	1.2	1.06	19400	10	490R-08T308
	14	1	10.0	1		4	A490-080J25.4-14L	25.4		80.0	50.0	3.0	0.93	10100	4	490R-1404
	14	1	10.0	1		6	A490-080J25.4-14M	25.4		80.0	50.0	3.0	0.93	10100	6	490R-1404
	14	1	10.0	1	8		A490-080J25.4-14H	25.4		80.0	50.0	3.0	0.93	10100	8	490R-1404
100.0	08	1 1/4	5.5	0		6	A490-100J31.75-08L	31.8		100.0	63.0	1.2	1.62	17100	6	490R-08T308
	08	1 1/4	5.5	0		8	A490-100J31.75-08M	31.8		100.0	63.0	1.2	1.62	17100	8	490R-08T308
	08	1 1/4	5.5	0		10	A490-100J31.75-08H	31.8		100.0	63.0	1.2	1.61	17100	10	490R-08T308
	14	1 1/4	10.0	1		5	A490-100J31.75-14L	31.8		100.0	63.0	3.0	1.89	8900	5	490R-1404
	14	1 1/4	10.0	1		7	A490-100J31.75-14M	31.8		100.0	63.0	3.0	1.89	8900	7	490R-1404
	14	1 1/4	10.0	1	10		A490-100J31.75-14H	31.8		100.0	63.0	3.0	1.89	8900	10	490R-1404
125.0	08	1 1/2	5.5	0		8	A490-125J38.1-08L	38.1		125.0	63.0	1.2	3.15	15200	8	490R-08T308
	08	1 1/2	5.5	0		10	A490-125J38.1-08M	38.1		125.0	63.0	1.2	3.16	15200	10	490R-08T308
	08	1 1/2	5.5	0		12	A490-125J38.1-08H	38.1		125.0	63.0	1.2	3.15	15200	12	490R-08T308
	14	1 1/2	10.0	1		6	A490-125J38.1-14L	38.1		125.0	63.0	3.0	2.74	7800	6	490R-1404
	14	1 1/2	10.0	1		8	A490-125J38.1-14M	38.1		125.0	63.0	3.0	2.74	7800	8	490R-1404
160.0	14	2	10.0	0		12	A490-160J50.8-14M	50.8		160.0	63.0	3.0	5.02	6800	12	490R-1404
200.0	14	1 7/8	10.0	0		16	A490-200J47.625-14M	47.6	66.7	200.0	63.0	3.0	8.21	6000	16	490R-1404
250.0	14	1 7/8	10.0	0		18	A490-250J47.625-14M	47.6	66.7	250.0	63.0	3.0	12.25	5300	18	490R-1404

J97 O5 Q5 Q1 Q35 Q16

Fresa de escuadrar CoroMill® 490

Mango cilíndrico

KAPR 90°

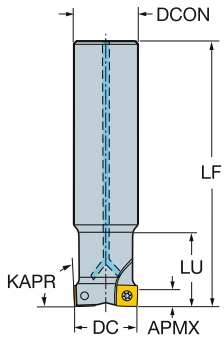

Versión métrica

DC		CZC_{MS}	APMX	CNSC			Código de pedido	Dimensiones, mm DCON	DCX	LF	LU	Nm	Kg	RPMX	CICT	MIID
20.0	08	16	5.5	1	2		490-020A16-08L	16.0	20.0	100.0		1.2	0.18	48500	2	490R-08T308
	08	20	5.5	1	2		490-020A20-08L	20.0	20.0	110.0	25.0	1.2	0.23	48500	2	490R-08T308
22.0	08	20	5.5	1	2		490-022A20L-08L	20.0	22.0	170.0		1.2	0.40	20300	2	490R-08T308
25.0	08	20	5.5	1	2		490-025A20-08L	20.0	25.0	110.0		1.2	0.23	40400	2	490R-08T308
	08	25	5.5	1	2		490-025A25-08L	25.0	25.0	120.0	32.0	1.2	0.40	40400	2	490R-08T308
	08	20	5.5	1	3		490-025A20-08M	20.0	25.0	110.0		1.2	0.23	40400	3	490R-08T308
	08	25	5.5	1	3		490-025A25-08M	25.0	25.0	120.0	32.0	1.2	0.40	40400	3	490R-08T308
28.0	08	25	5.5	1	2		490-028A25L-08L	25.0	28.0	210.0		1.2	0.80	11000	2	490R-08T308
32.0	08	25	5.5	1		3	490-032A25-08L	25.0	32.0	120.0		1.2	0.44	33900	3	490R-08T308
	08	32	5.5	1		3	490-032A32-08L	32.0	32.0	130.0	40.0	1.2	0.70	33900	3	490R-08T308
	08	25	5.5	1	4		490-032A25-08M	25.0	32.0	120.0		1.2	0.44	33900	4	490R-08T308
	08	32	5.5	1	4		490-032A32-08M	32.0	32.0	130.0	40.0	1.2	0.70	33900	4	490R-08T308
40.0	08	32	5.5	1		3	490-040A32-08L	32.0	40.0	170.0		1.2	1.08	20300	3	490R-08T308
	08	32	5.5	1		4	490-040A32-08M	32.0	40.0	170.0		1.2	1.08	20300	4	490R-08T308
	08	32	5.5	1	6		490-040A32-08H	32.0	40.0	170.0		1.2	1.08	20300	6	490R-08T308
	14	32	10.0	1		3	490-040A32-14M	32.0	40.0	170.0		3.0	1.00	26400	3	490R-1404
	14	32	10.0	1		3	490-040A32L-14M	32.0	40.0	250.0		3.0	1.51	7600	3	490R-1404
	14	32	10.0	1	4		490-040A32-14H	32.0	40.0	170.0		3.0	1.00	26400	4	490R-1404
50.0	14	32	10.0	1		3	490-050A32-14L	32.0	50.0	120.0		3.0	0.82	13700	3	490R-1404
	14	32	10.0	1		4	490-050A32-14M	32.0	50.0	120.0		3.0	0.82	13700	4	490R-1404
63.0	14	32	10.0	1		4	490-063A32-14L	32.0	63.0	120.0		3.0	1.00	11700	4	490R-1404
	14	32	10.0	1		5	490-063A32-14M	32.0	63.0	120.0		3.0	1.00	11700	5	490R-1404

J97 O5 Q5 Q1 Q35 Q16

Fresa de escuadrar CoroMill® 490

Mango cilíndrico

KAPR 90°

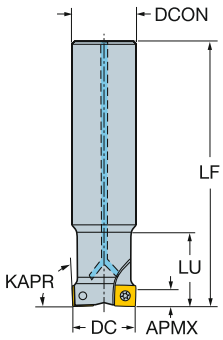

Versión en pulgadas

DC		CZC_{MS}	APMX	CNSC		Código de pedido	Dimensiones, pulg. DCON	DCX	LF	LU	Ft/lbs	Lbs	RPMX	CICT	MIID
.750	08	3/4	.217	1	2	A490-019O19L-08L	.750	.750	6.500	1.625	0.9	0.70	22100	2	490R-08T308
1.000	08	1	.217	1	2	A490-025O25L-08L	1.000	1.000	8.000	2.125	0.9	1.50	12100	2	490R-08T308
	08	1	.217	1	3	A490-025O25L-08M	1.000	1.000	8.000	2.125	0.9	1.50	12100	3	490R-08T308
1.500	14	1 1/4	.394	1	3	A490-038O32L-14M	1.250	1.500	10.000		2.2	3.15	7400	3	490R-1404

J97 O5 Q5 Q1 Q35 Q16

Fresa de escuadrar CoroMill® 490

Weldon

KAPR 90°

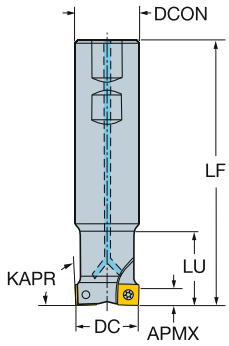

Versión métrica

DC		CZC_{MS}	APMX	CNSC			Código de pedido	Dimensiones, mm DCON	DCX	LF	LU	Nm	Kg	RPMX	CICT	MIID
20.0	08	16	5.5	1	2		490-020B16-08L	16.0	20.0	74.0		1.2	0.10	48500	2	490R-08T308
	08	20	5.5	1	2		490-020B20-08L	20.0	20.0	76.0	25.0	1.2	0.18	48500	2	490R-08T308
25.0	08	20	5.5	1	2		490-025B20-08L	20.0	25.0	83.0		1.2	0.18	40400	2	490R-08T308
	08	25	5.5	1	3		490-025B25-08M	25.0	25.0	88.0	32.0	1.2	0.28	40400	3	490R-08T308
32.0	08	25	5.5	1		3	490-032B25-08L	25.0	32.0	98.0		1.2	0.35	33900	3	490R-08T308
	08	32	5.5	1		3	490-032B32-08L	32.0	32.0	100.0	40.0	1.2	0.55	33900	3	490R-08T308
	08	25	5.5	1	4		490-032B25-08M	25.0	32.0	98.0		1.2	0.36	33900	4	490R-08T308
	08	32	5.5	1	4		490-032B32-08M	32.0	32.0	100.0	40.0	1.2	0.55	33900	4	490R-08T308
40.0	08	32	5.5	1		4	490-040B32-08M	32.0	40.0	112.0		1.2	0.70	29300	4	490R-08T308
	08	32	5.5	1	6		490-040B32-08H	32.0	40.0	112.0		1.2	0.72	29300	6	490R-08T308
	14	32	10.0	1		3	490-040B32-14M	32.0	40.0	112.0		3.0	0.65	26400	3	490R-1404
	14	32	10.0	1	4		490-040B32-14H	32.0	40.0	112.0		3.0	0.64	26400	4	490R-1404

J97 O5 Q5 Q1 Q35 Q16

Fresa de escuadrar CoroMill® 490

Weldon

KAPR 90°

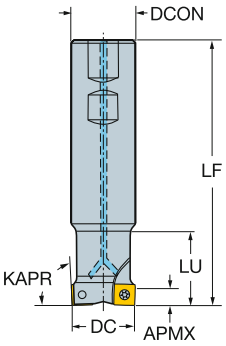

Versión en pulgadas

DC		CZC_{MS}	APMX	CNSC			Código de pedido	Dimensiones, pulg. DCON	DCX	LF	LU	Ft/lbs	Lbs	RPMX	CICT	MIID
.750	08	3/4	.217	1	2		A490-019M19-08L	.750	.750	3.350	1.020	0.9	0.30	50600	2	490R-08T308
1.000	08	1	.217	1	2		A490-025M25-08L	1.000	1.000	3.750	1.250	0.9	0.70	40000	2	490R-08T308
	08	1	.217	1	3		A490-025M25-08M	1.000	1.000	3.750	1.250	0.9	0.70	40000	3	490R-08T308
	08	3/4	.217	1	2		A490-025M19-08L	.750	1.000	3.500		0.9	0.66	40000	2	490R-08T308
	08	3/4	.217	1	3		A490-025M19-08M	.750	1.000	3.500		0.9	0.66	40000	3	490R-08T308
1.250	08	1 1/4	.217	1		3	A490-032M32-08L	1.250	1.250	3.750	1.350	0.9	1.32	34100	3	490R-08T308
	08	1 1/4	.217	1	4		A490-032M32-08M	1.250	1.250	3.750	1.350	0.9	1.32	34100	4	490R-08T308
1.500	08	1 1/4	.217	1		4	A490-038M32-08M	1.250	1.500	4.000		0.9	1.26	30200	4	490R-08T308
	08	1 1/4	.217	1	5		A490-038M32-08H	1.250	1.500	4.000		0.9	1.26	30200	5	490R-08T308
	14	1 1/4	.394	1	3		A490-038M32-14M	1.250	1.500	4.000		2.2	1.14	27400	3	490R-1404

J97 O5 Q5 Q1 Q35 Q16

Fresa de escuadrar CoroMill® 490

CoroMill® EH

KAPR 90°

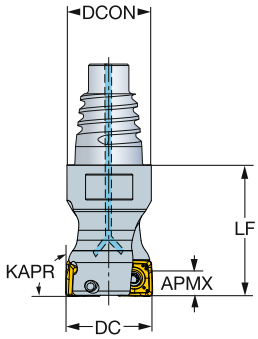

Versión métrica

DC		CZC_{MS}	APMX	CNSC			Código de pedido	Dimensiones, mm DCON	DCX	LF	Nm	Kg	RPMX	CICT	MIID
20.0	08	E20	5.5	1	2		490-020EH20-08L	19.3	20.0	30.0	1.2	0.06	48500	2	490R-08T308
25.0	08	E25	5.5	1	2		490-025EH25-08L	24.2	25.0	35.0	1.2	0.11	40400	2	490R-08T308
	08	E25	5.5	1	3		490-025EH25-08M	24.2	25.0	35.0	1.2	0.11	40400	3	490R-08T308
32.0	08	E25	5.5	1		3	490-032EH25-08L	24.2	32.0	35.0	1.2	0.14	33900	3	490R-08T308
	08	E25	5.5	1	4		490-032EH25-08M	24.2	32.0	35.0	1.2	0.14	33900	4	490R-08T308

Versión en pulgadas

DC		CZC_{MS}	APMX	CNSC			Código de pedido	Dimensiones, pulg. DCON	DCX	LF	Ft/lbs	Lbs	RPMX	CICT	MIID
.750	08	E20	.216	1	2		A490-019EH20-08L	.728	.750	1.181	0.9	0.12	50600	2	490R-08T308
1.000	08	E25	.216	1	2		A490-025EH25-08L	.965	1.000	1.378	0.9	0.24	40000	2	490R-08T308
	08	E25	.216	1	3		A490-025EH25-08M	.965	1.000	1.378	0.9	0.26	40000	3	490R-08T308
1.250	08	E25	.216	1		3	A490-032EH25-08L	.965	1.250	1.378	0.9	0.31	34100	3	490R-08T308
	08	E25	.216	1	4		A490-032EH25-08M	.965	1.250	1.378	0.9	0.31	34100	4	490R-08T308

J97 O5 Q5 Q1 Q35 Q16

Fresa de escuadrar CoroMill® 490

HSK

KAPR 90°

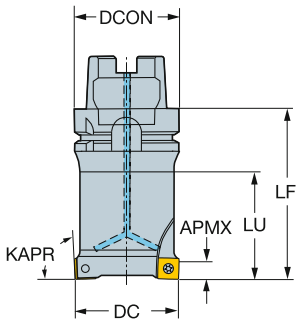

Versión métrica

DC		CZC_{MS}	APMX	CNSC			Código de pedido	Dimensiones, mm DCON	DCX	LF	LU	Nm	Kg	RPMX	CICT	MIID
20.0	08	63	5.5	1	2		490-020HA06-08L	63.0	20.0	95.0	40.0	1.2	0.90	30000	2	490R-08T308
25.0	08	63	5.5	1	3		490-025HA06-08M	63.0	25.0	95.0	50.0	1.2	0.91	30000	3	490R-08T308
32.0	08	63	5.5	1	4		490-032HA06-08M	63.0	32.0	95.0	58.0	1.2	1.02	30000	4	490R-08T308
40.0	08	63	5.5	1	6		490-040HA06-08H	63.0	40.0	95.0	58.0	1.2	1.25	29300	6	490R-08T308
50.0	08	63	5.5	1		5	490-050HA06-08M	63.0	50.0	95.0	63.0	1.2	1.54	25500	5	490R-08T308
	08	63	5.5	1	7		490-050HA06-08H	63.0	50.0	95.0	58.0	1.2	1.54	25500	7	490R-08T308
63.0	08	63	5.5	1		6	490-063HA06-08M	63.0	63.0	70.0	44.0	1.2	1.37	22200	6	490R-08T308
	08	63	5.5	1	8		490-063HA06-08H	63.0	63.0	70.0	44.0	1.2	1.37	22200	8	490R-08T308
66.0	08	63	5.5	1		6	490-066HA06-08M	63.0	66.0	70.0		1.2	1.53	21600	6	490R-08T308
	08	63	5.5	1		8	490-066HA06-08H	63.0	66.0	70.0		1.2	1.53	21600	8	490R-08T308
80.0	08	63	5.5	1		8	490-080HA06-08M	63.0	80.0	70.0		1.2	1.63	19400	8	490R-08T308

Plaquita CoroMill® 390 para fresado

KRINS 90°

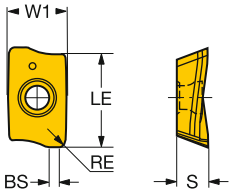

		RE	BS	Código de pedido	P									M							K				N				S								H				Dimensiones, mm, pulg.		
					1020	1025	1030	2040	3040	4220	4230	4240	530	1025	1030	1040	2030	2040	4240	530	1020	3040	3330	4220	H13A	1025	1030	530	H13A	1010	1025	1030	2030	2040	H13A	S30T	S40T	1010	1025	1030	3040	4220	530	W1	LE	S
Ligero		11	0.4	R390-11 T3 04E-PL		☆	☆																		☆	☆				☆	☆				☆	☆		☆	☆				6.8	10.0	3.59
			.016																																							.268	.394	.141
			0.8	R390-11 T3 08E-PL		☆	☆						☆							☆						☆	☆			☆	☆	☆						☆	☆	☆			☆	6.8	10.0	3.59
			.031																																							.268	.394	.141
		17	0.8	R390-17 04 08E-PL		☆	☆					☆	☆					☆	☆						☆	☆			☆	☆	☆						☆	☆	☆			☆	9.6	15.7	4.76
			.031																																							.378	.618	.187
		18	0.8	R390-18 06 08H-PL		☆	☆				☆	☆		☆	☆															☆	☆	☆				☆	☆	☆	☆	☆				11.0	15.4	6.33
			.031																																							.433	.606	.249
			1.2	R390-18 06 12H-PL		☆	☆			☆	☆	☆											☆						☆	☆	☆				☆	☆	☆	☆	☆	☆		☆	11.0	15.4	6.33
			.047																																							.433	.606	.249
			1.6	R390-18 06 16H-PL		☆						☆													☆														☆				11.0	15.4	6.33
			.063																																							.433	.606	.249
			2.0	R390-18 06 20H-PL		☆																			☆					☆								☆				11.0	15.4	6.33
			.079																																							.433	.606	.249
			2.4	R390-18 06 24H-PL		☆																			☆					☆								☆				11.0	15.4	6.33
			.094																																							.433	.606	.249
			3.1	R390-18 06 31H-PL		☆																			☆					☆								☆				11.0	15.4	6.33
			.122																																							.433	.606	.249
			4.0	R390-18 06 40H-PL		☆	☆																		☆					☆								☆				11.0	15.4	6.33
			.157																																							.433	.606	.249
			5.0	R390-18 06 50H-PL		☆	☆																		☆	☆				☆	☆							☆	☆				11.0	15.4	6.33
			.197																																							.433	.606	.249
			6.0	R390-18 06 60H-PL		☆	☆																		☆	☆				☆	☆							☆	☆				11.0	15.4	6.33
			.236																																							.433	.606	.249
			6.4	R390-18 06 64H-PL		☆	☆																		☆	☆				☆	☆							☆	☆				11.0	15.4	6.33
			.252																																							.433	.606	.249
		11	0.8	R390-11 T3 08M-PL		☆	☆			☆	☆	☆	☆					☆					☆		☆	☆				☆	☆	☆				☆	☆	☆	☆	☆	☆		☆	6.8	10.0	3.59
			.031																																							.268	.394	.141
		17	0.8	R390-17 04 08M-PL		☆	☆			☆	☆	☆	☆					☆					☆		☆	☆				☆	☆	☆				☆	☆	☆	☆	☆	☆		☆	9.6	15.7	4.76
			.031																																							.378	.618	.187
		11	0.8	R390-11 T3 08E-ML												☆	☆	☆														☆	☆		☆	☆								6.8	10.0	3.59
			.031																																								.268	.394	.141
			1.6	R390-11 T3 16E-ML												☆	☆	☆														☆	☆		☆	☆								6.8	10.0	3.59
			.063																																								.268	.394	.141
			2.4	R390-11 T3 24E-ML												☆	☆	☆														☆	☆		☆	☆								6.8	10.0	3.59
			.094																																								.268	.394	.141
			3.1	R390-11 T3 31E-ML												☆	☆	☆														☆	☆		☆	☆								6.8	10.0	3.59
			.122																																								.268	.394	.141
		17	0.8	R390-17 04 08E-ML												☆	☆	☆														☆	☆		☆	☆								9.6	15.7	4.76
			.031																																								.378	.618	.187

J474 J508 Q1 Q17

SANDVIK Coromant

Plaquita CoroMill® 390 para fresado

KRINS 90°

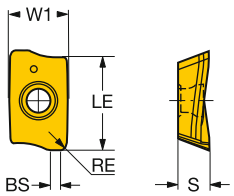

			RE	BS	Código de pedido	P 1020	1025	1030	2040	3040	4220	4230	4240	530	M 1025	1030	1040	2030	2040	4240	530	K 1020	3040	3330	4220	H13A	N 1025	1030	530	H13A	S 1010	1025	1030	2030	2040	H13A	S30T	S40T	H 1010	1025	1030	3040	4220	530	Dimensiones, mm, pulg. W1	LE	S
Ligero		18	0.8	1.0	R390-18 06 08H-ML												☆	☆	☆														☆	☆												11.0	15.4	6.33
			.031	.039																																								.433	.606	.249
			1.2	1.0	R390-18 06 12H-ML												☆	☆	☆														☆	☆												11.0	15.4	6.33
			.047	.039																																								.433	.606	.249
			1.6	1.0	R390-18 06 16H-ML												☆	☆	☆														☆	☆												11.0	15.4	6.33
			.063	.039																																								.433	.606	.249
			2.0	1.0	R390-18 06 20H-ML												☆	☆	☆														☆	☆												11.0	15.4	6.33
			.079	.039																																								.433	.606	.249
			2.4	1.0	R390-18 06 24H-ML												☆	☆	☆														☆	☆												11.0	15.4	6.33
			.094	.039																																								.433	.606	.249
			3.1	1.0	R390-18 06 31H-ML												☆	☆	☆														☆	☆												11.0	15.4	6.33
			.122	.039																																								.433	.606	.249
			4.0	1.0	R390-18 06 40H-ML												☆	☆	☆														☆	☆												11.0	15.4	6.33
			.157	.039																																								.433	.606	.249
			5.0	1.0	R390-18 06 50H-ML												☆	☆	☆														☆	☆												11.0	15.4	6.33
			.197	.039																																								.433	.606	.249
			6.0	1.0	R390-18 06 60H-ML												☆	☆	☆														☆	☆												11.0	15.4	6.33
			.236	.039																																								.433	.606	.249
			6.4	1.0	R390-18 06 64H-ML												☆	☆	☆														☆	☆												11.0	15.4	6.33
			.252	.039																																								.433	.606	.249
		11	0.8	1.5	R390-11 T3 08E-KL																				☆				☆							☆									6.8	10.0	3.59
			.031	.059																																								.268	.394	.141
		17	0.8	1.5	R390-17 04 08E-KL																				☆				☆							☆									9.6	15.7	4.76
			.031	.059																																								.378	.618	.187
		18	0.8	1.0	R390-18 06 08H-KL																	☆	☆	☆																		☆				11.0	15.4	6.33
			.031	.039																																								.433	.606	.249
			1.2	1.0	R390-18 06 12H-KL																	☆	☆	☆																		☆				11.0	15.4	6.33
			.047	.039																																								.433	.606	.249
			3.1	1.0	R390-18 06 31H-KL																	☆	☆	☆																		☆				11.0	15.4	6.33
			.122	.039																																								.433	.606	.249
		11	0.8	1.2	R390-11 T3 08M-KL																	☆	☆	☆		☆				☆						☆						☆				6.8	10.0	3.59
			.031	.047																																								.268	.394	.141
		17	0.8	1.5	R390-17 04 08M-KL																	☆	☆	☆		☆				☆						☆						☆				9.6	15.7	4.76
			.031	.059																																								.378	.618	.187

J474 J508 Q1 Q17

Plaquita CoroMill® 390 para fresado

KRINS 90°

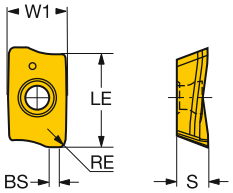

		RE	BS	Código de pedido	P									M								K				N			S								H					Dimensiones, mm, pulg.		
					1020	1025	1030	2040	3040	4220	4230	4240	530	1025	1030	1040	2030	2040	4240	530	1020	3040	3330	4220	H13A	1025	1030	530	H13A	1010	1025	1030	2030	2040	H13A	S30T	S40T	1010	1025	1030	3040	4220	530	W1	LE	S
Ligero		11	0.4	R390-11 T3 04E-NL																								☆															6.8	10.0	3.59
			.016	.035																																							.268	.394	.141
			0.8	1.5	R390-11 T3 08E-NL																								☆															6.8	10.0	3.59
			.031	.059																																							.268	.394	.141
			2.0		R390-11 T3 20E-NL																								☆															6.8	10.0	3.59
			.079																																								.268	.394	.141
			3.1		R390-11 T3 31E-NL																								☆															6.8	10.0	3.59
			.122																																								.268	.394	.141
		17	0.8	1.5	R390-17 04 08E-NL																								☆															9.6	15.7	4.76
			.031	.059																																							.378	.618	.187
			2.0	0.3	R390-17 04 20E-NL																								☆															9.6	15.7	4.76
			.079	.012																																							.378	.618	.187
			3.1		R390-17 04 31E-NL																								☆															9.6	15.7	4.76
			.122																																								.378	.618	.187
			4.0		R390-17 04 40E-NL																								☆															9.6	15.7	4.76
			.157																																								.378	.618	.187
			5.0		R390-17 04 50E-NL																								☆															9.6	15.7	4.76
			.197																																								.378	.618	.187
Medio		11	0.2	0.7	R390-11 T3 02E-PM		☆	☆				☆														☆	☆				☆	☆								☆	☆				6.8	10.0	3.59
			.008	.028																																							.268	.394	.141
			1.2	0.8	R390-11 T3 12E-PM		☆	☆				☆														☆	☆				☆	☆	☆				☆	☆	☆	☆	☆				6.8	10.0	3.59
			.047	.031																																							.268	.394	.141
			1.6	0.4	R390-11 T3 16E-PM		☆	☆				☆														☆	☆				☆	☆	☆							☆	☆	☆			6.8	10.0	3.59
			.063	.016																																							.268	.394	.141
			2.0		R390-11 T3 20E-PM		☆	☆				☆														☆	☆				☆	☆	☆				☆	☆	☆	☆	☆				6.8	10.0	3.59
			.079																																								.268	.394	.141
			2.4		R390-11 T3 24E-PM		☆	☆				☆														☆	☆					☆	☆								☆	☆				6.8	10.0	3.59
			.094																																								.268	.394	.141
			3.1		R390-11 T3 31E-PM		☆	☆				☆														☆	☆				☆	☆	☆							☆	☆	☆			6.8	10.0	3.59
			.122																																								.268	.394	.141
		17	0.4	1.0	R390-17 04 04E-PM		☆	☆				☆														☆	☆					☆	☆				☆	☆			☆	☆				9.6	15.7	4.76
			.016	.039																																							.378	.618	.187
			1.2	1.1	R390-17 04 12E-PM		☆	☆				☆														☆	☆				☆	☆	☆				☆	☆	☆	☆	☆				9.6	15.7	4.76
			.047	.043																																							.378	.618	.187
			1.6	0.7	R390-17 04 16E-PM		☆	☆				☆														☆	☆				☆	☆	☆				☆	☆	☆	☆	☆				9.6	15.7	4.76
			.063	.028																																							.378	.618	.187
			2.0	0.3	R390-17 04 20E-PM		☆	☆				☆														☆	☆				☆	☆	☆				☆	☆	☆	☆	☆				9.6	15.7	4.76
			.079	.012																																							.378	.618	.187
			2.4		R390-17 04 24E-PM		☆	☆				☆														☆	☆				☆	☆	☆				☆	☆	☆	☆	☆				9.6	15.7	4.76
			.094																																								.378	.618	.187
			3.1		R390-17 04 31E-PM		☆	☆				☆														☆	☆				☆	☆	☆				☆	☆	☆	☆	☆				9.6	15.7	4.76
			.122																																								.378	.618	.187
			4.0		R390-17 04 40E-PM		☆	☆				☆														☆	☆				☆	☆	☆				☆	☆	☆	☆	☆				9.6	15.7	4.76
			.157																																								.378	.618	.187
			4.8		R390-17 04 48E-PM		☆	☆																		☆	☆				☆	☆	☆				☆	☆	☆	☆	☆				9.6	15.7	4.76
			.189																																								.378	.618	.187
			5.0		R390-17 04 50E-PM		☆	☆				☆														☆	☆				☆	☆	☆				☆	☆	☆	☆	☆				9.6	15.7	4.76
			.197																																								.378	.618	.187

J474 J508 Q1 Q17

SANDVIK Coromant

Plaquita CoroMill® 390 para fresado

KRINS 90°

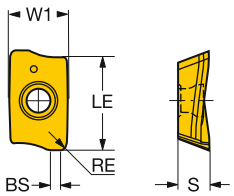

			RE	BS	Código de pedido	P								M							K				N			S								H						Dimensiones, mm, pulg.		
						1020	1025	1030	2040	3040	4220	4230	4240	530	1025	1030	1040	2030	2040	4240	530	1020	3040	3330	4220	H13A	1025	1030	530	H13A	1010	1025	1030	2030	2040	H13A	S30T	S40T	1010	1025	1030	3040	4220	530	W1	LE	S
Medio		17	6.0		R390-17 04 60E-PM		☆	☆				☆														☆	☆		☆	☆	☆				☆	☆		☆	☆				9.6	15.7	4.76
			.236																																								.378	.618	.187
			6.4		R390-17 04 64E-PM		☆	☆				☆														☆	☆		☆	☆	☆				☆	☆		☆	☆	☆			9.6	15.7	4.76
			.250																																								.378	.618	.187
		11	0.4	0.9	R390-11 T3 04M-PM		☆	☆			☆		☆	☆							☆				☆				☆									☆	☆		☆	☆	6.8	10.0	3.59
			.016	.035																																							.268	.394	.141
			0.8	1.2	R390-11 T3 08M-PM		☆	☆			☆	☆	☆	☆							☆				☆	☆	☆			☆	☆	☆				☆	☆	☆	☆	☆	☆	☆	☆	6.8	10.0	3.59
			.031	.047																																								.268	.394	.141
			1.6	0.4	R390-11 T3 16M-PM		☆	☆			☆		☆								☆				☆	☆	☆			☆	☆	☆				☆	☆	☆	☆	☆	☆			6.8	10.0	3.59
			.063	.016																																								.268	.394	.141
			3.1		R390-11 T3 31M-PM		☆	☆			☆		☆								☆				☆	☆	☆			☆	☆	☆				☆	☆	☆	☆	☆	☆			6.8	10.0	3.59
			.122																																									.268	.394	.141
		17	0.4	1.0	R390-17 04 04M-PM		☆	☆			☆		☆	☆							☆				☆	☆	☆			☆	☆	☆				☆	☆	☆	☆	☆	☆	☆	☆	9.6	15.7	4.76
			.016	.039																																								.378	.618	.187
			0.8	1.5	R390-17 04 08M-PM		☆	☆			☆	☆	☆	☆							☆				☆	☆	☆			☆	☆	☆				☆	☆	☆	☆	☆	☆	☆	☆	9.6	15.7	4.76
			.031	.059																																								.378	.618	.187
			1.6	0.7	R390-17 04 16M-PM		☆	☆			☆		☆								☆				☆	☆	☆			☆	☆	☆				☆	☆	☆	☆	☆	☆			9.6	15.7	4.76
			.063	.028																																								.378	.618	.187
			3.1		R390-17 04 31M-PM		☆	☆			☆		☆								☆				☆	☆	☆			☆	☆	☆				☆	☆	☆	☆	☆	☆			9.6	15.7	4.76
			.122																																									.378	.618	.187
		18	0.8	1.1	R390-18 06 08M-PM						☆	☆	☆			☆									☆								☆									☆		11.0	15.4	6.33
			.031	.043																																									.433	.606	.249
			1.2	1.1	R390-18 06 12M-PM		☆	☆			☆	☆	☆		☆	☆								☆				☆	☆	☆		☆	☆	☆			☆	☆		☆	☆	☆	☆		11.0	15.4	6.33
			.047	.043																																									.433	.606	.249
			1.6	1.1	R390-18 06 16M-PM			☆			☆	☆	☆												☆								☆									☆		11.0	15.4	6.33
			.063	.043																																									.433	.606	.249
			2.0	0.5	R390-18 06 20M-PM			☆			☆	☆	☆												☆								☆											11.0	15.4	6.33
			.079	.020																																									.433	.606	.249
			3.1	0.5	R390-18 06 31M-PM			☆			☆	☆	☆												☆								☆									☆		11.0	15.4	6.33
			.122	.020																																									.433	.606	.249
		18	1.2	0.3	R390-18 06 12M-PMR			☆				☆	☆																				☆				☆	☆						11.0	15.4	6.33
			.047	.010																																									.433	.606	.249

J474 J508 Q1 Q17

Plaquita CoroMill® 390 para fresado

KRINS 90°

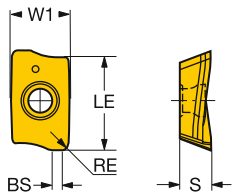

| | | | RE | BS | Código de pedido | P | | | | | | | | | | M | | | | | | | | | | K | | | | | | N | | | | S | | | | | | | | | | H | | | | | | Dimensiones, mm, pulg. | | |
|---|---|---

Plaquita CoroMill® 390 para fresado

KRINS 90°

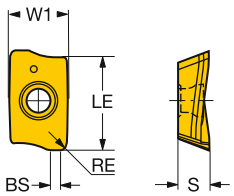

			RE	BS	Código de pedido	P										M										K					N			S								H						Dimensiones, mm, pulg.		
						1020	1025	1030	2040	3040	4220	4230	4240	530	H13A	1025	1030	1040	2030	2040	4240	530	H13A	1020	3040	3330	4220	H13A	1025	1030	530	H13A	1010	1025	1030	2030	2040	H13A	S30T	S40T	H13A	1010	1025	1030	3040	4220	530	W1	LE	S
Medio		18	1.2	0.3	R390-18 06 12M-MMR				☆									☆		☆																		☆													11.0	15.4	6.33
			.047	.010																																														.433	.606	.249
		11	0.2	0.7	R390-11 T3 02E-KM										☆								☆				☆				☆						☆													6.8	10.0	3.59
			.008	.028																																														.268	.394	.141
			1.2	0.8	R390-11 T3 12E-KM										☆								☆				☆				☆						☆													6.8	10.0	3.59
			.047	.031																																														.268	.394	.141
			1.6	0.8	R390-11 T3 16E-KM										☆								☆				☆				☆						☆													6.8	10.0	3.59
			.063	.031																																														.268	.394	.141
			2.0	0.4	R390-11 T3 20E-KM										☆								☆				☆				☆						☆													6.8	10.0	3.59
			.079	.016																																														.268	.394	.141
			2.4		R390-11 T3 24E-KM										☆								☆				☆				☆						☆													6.8	10.0	3.59
			.094																																															.268	.394	.141
			3.1		R390-11 T3 31E-KM										☆								☆				☆				☆						☆													6.8	10.0	3.59
			.122																																															.268	.394	.141
		17	0.4	1.0	R390-17 04 04E-KM										☆								☆				☆				☆						☆													9.6	15.7	4.76
			.016	.039																																														.378	.618	.187
			1.2	1.1	R390-17 04 12E-KM										☆								☆				☆				☆						☆													9.6	15.7	4.76
			.047	.043																																														.378	.618	.187
			1.6	0.7	R390-17 04 16E-KM										☆								☆				☆				☆						☆													9.6	15.7	4.76
			.063	.028																																														.378	.618	.187
			2.0	0.3	R390-17 04 20E-KM										☆								☆				☆				☆						☆													9.6	15.7	4.76
			.079	.012																																														.378	.618	.187
			2.4		R390-17 04 24E-KM										☆								☆				☆				☆						☆													9.6	15.7	4.76
			.094																																															.378	.618	.187
			3.1		R390-17 04 31E-KM										☆								☆				☆				☆						☆													9.6	15.7	4.76
			.122																																															.378	.618	.187
			4.0		R390-17 04 40E-KM										☆								☆				☆				☆						☆													9.6	15.7	4.76
			.157																																															.378	.618	.187
			4.8		R390-17 04 48E-KM										☆								☆				☆				☆						☆													9.6	15.7	4.76
			.189																																															.378	.618	.187
			5.0		R390-17 04 50E-KM										☆								☆				☆				☆						☆													9.6	15.7	4.76
			.197																																															.378	.618	.187
			6.0		R390-17 04 60E-KM										☆								☆				☆				☆						☆													9.6	15.7	4.76
			.236																																															.378	.618	.187
			6.4		R390-17 04 64E-KM										☆								☆				☆				☆						☆													9.6	15.7	4.76
			.250																																															.378	.618	.187
		11	0.4	0.9	R390-11 T3 04M-KM										☆									☆	☆	☆	☆				☆						☆									☆				6.8	10.0	3.59
			.016	.035																																														.268	.394	.141
			0.8	1.2	R390-11 T3 08M-KM										☆									☆	☆	☆	☆				☆						☆									☆				6.8	10.0	3.59
			.031	.047																																														.268	.394	.141
			1.6	0.4	R390-11 T3 16M-KM										☆									☆		☆	☆				☆						☆													6.8	10.0	3.59
			.063	.016																																														.268	.394	.141
			3.1		R390-11 T3 31M-KM										☆									☆		☆	☆				☆						☆													6.8	10.0	3.59
			.122																																															.268	.394	.141

J474 J508 Q1 Q17

Plaquita CoroMill® 390 para fresado

KRINS 90°

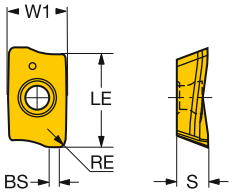

			RE	BS	Código de pedido	P									M						K				N				S								H				Dimensiones, mm, pulg.		
						1020	1025	1030	2040	3040	4220	4230	4240	530	1025	1030	1040	2030	2040	4240	530	1020	3040	3330	4220	H13A	1025	1030	530	H13A	1010	1025	1030	2030	2040	H13A	S30T	S40T	1010	1025	1030	3040	4220	530	W1	LE	S
Medio		17	0.4	1.0	R390-17 04 04M-KM																	☆	☆	☆	☆	☆				☆						☆						☆			9.6	15.7	4.76
			.016	.039																																							.378	.618	.187
			0.8	1.5	R390-17 04 08M-KM																	☆	☆	☆	☆	☆				☆						☆						☆			9.6	15.7	4.76
			.031	.059																																							.378	.618	.187
			1.6	0.7	R390-17 04 16M-KM																	☆		☆	☆	☆				☆						☆									9.6	15.7	4.76
			.063	.028																																							.378	.618	.187
			3.1		R390-17 04 31M-KM																	☆		☆	☆	☆				☆						☆									9.6	15.7	4.76
			.122																																								.378	.618	.187
		18	0.8	1.1	R390-18 06 08M-KM					☆												☆	☆	☆																					11.0	15.4	6.33
			.031	.043																																								.433	.606	.249
			1.2	1.1	R390-18 06 12M-KM																	☆	☆	☆																				☆		11.0	15.4	6.33
			.047	.043																																								.433	.606	.249
			1.6	1.1	R390-18 06 16M-KM	☆				☆												☆	☆	☆																					11.0	15.4	6.33
			.063	.043																																								.433	.606	.249
			2.0	0.5	R390-18 06 20M-KM																	☆	☆	☆																					11.0	15.4	6.33
			.079	.020																																								.433	.606	.249
			3.1	0.5	R390-18 06 31M-KM																	☆	☆	☆																					11.0	15.4	6.33
			.122	.020																																								.433	.606	.249
		18	1.2	0.3	R390-18 06 12M-KMR																	☆	☆	☆																					11.0	15.4	6.33
			.047	.010																																								.433	.606	.249
Pesado		11	1.0	1.0	R390-11 T3 10M-PH		☆	☆			☆	☆	☆												☆												☆	☆					☆		6.8	10.0	3.59
			.039	.040																																								.268	.394	.141
		17	0.8	1.5	R390-17 04 08M-PH						☆		☆												☆																			☆		9.6	15.7	4.76
			.031	.059																																								.378	.618	.187
			1.6	1.5	R390-17 04 16M-PH							☆	☆																																9.6	15.7	4.76
			.063	.059																																								.378	.618	.187
		11	1.0	1.0	R390-11 T3 10M-MH											☆	☆	☆																☆	☆										6.8	10.0	3.59
			.039	.040																																								.268	.394	.141
		11	1.0	1.0	R390-11 T3 10M-KH																	☆	☆	☆																				☆		6.8	10.0	3.59
			.039	.040																																								.268	.394	.141
		17	0.8	1.5	R390-17 04 08M-KH																	☆	☆	☆																					9.6	15.7	4.76
			.031	.059																																								.378	.618	.187

J474 J508 Q1 Q17

SANDVIK Coromant

Plaquita CoroMill® 390 para fresado

KRINS 90°
R390..E-P..-NL

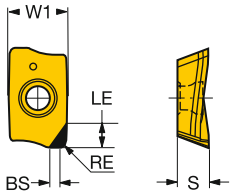

90°
R390..E-PLW

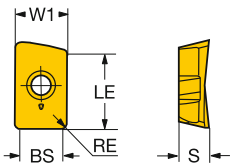

Plaquitas Wiper

					Código de pedido	P		M	K	N		S		H		Dimensiones, mm, pulg.		
			RE	BS		1025	1030	1030	1020	1025	1030	1025	1030	1025	1030	W1	LE	S
Ligero		11	0.8	5.0	R390-11 T3 08E-PLW	☆	☆			☆	☆	☆	☆	☆	☆	6.8	10.0	3.59
			.031	*.197*												*.268*	*.394*	*.141*
		18	1.6	8.6	R390-18 06 16H-PTW		☆	☆			☆		☆			11.0	15.4	6.33
			.063	*.339*												*.433*	*.606*	*.249*
		18	1.6	8.6	R390-18 06 16H-KTW				☆							11.0	15.4	6.33
			.063	*.339*												*.433*	*.606*	*.249*

Materiales de corte avanzados

					Código de pedido	N	Dimensiones, mm, pulg.		
			RE	BS		CD10	W1	LE	S
Ligero		11	0.4	2.2	R390-11T304E-P4-NL	☆	6.8	4.0	3.59
			.016	*.087*			*.268*	*.157*	*.141*
		17	0.8	1.8	R390-170408E-P6-NL	☆	9.6	6.0	4.76
			.031	*.071*			*.378*	*.236*	*.187*

J474 J508 Q1 Q17

Fresa de escuadrar CoroMill® 390

Coromant Capto®

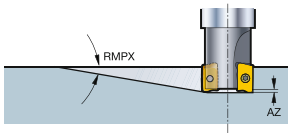

KAPR 90°

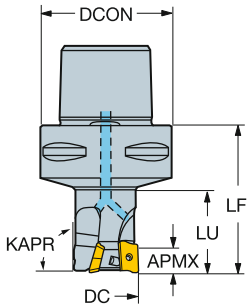

Versión métrica

DC		CZC$_{MS}$	APMX	RMPX	AZ	CNSC			Código de pedido	Dimensiones, mm DCON	DCX	LF	LU	Nm	Kg	RPMX	CICT	MIID
16.0	11	C4	10.0	10.5°	1.0	1	2		R390-016C4-11L	40.0	16.0	50.0	25.0	1.2	0.46	39000	2	R390-11..
	11	C3	10.0	10.5°	1.0	1	2		R390-016C3-11L050	32.0	16.0	50.0	25.0	1.2	0.20	39000	2	R390-11..
20.0	11	C3	10.0	5.5°	1.0	1	2		R390-020C3-11L050	32.0	20.0	50.0	25.0	1.2	0.23	34600	2	R390-11..
	11	C4	10.0	5.5°	1.0	1	2		R390-020C4-11L	40.0	20.0	50.0	25.0	1.2	0.48	34600	2	R390-11..
	11	C3	10.0	5.5°	1.0	1	3		R390-020C3-11M050	32.0	20.0	50.0	25.0	1.2	0.46	34600	3	R390-11..
	11	C5	10.0	5.5°	1.0	1	3		R390-020C5-11M095	50.0	20.0	95.0	40.0	1.2	1.00	34600	3	R390-11..
	11	C6	10.0	5.5°	1.0	1	3		R390-020C6-11M110	63.0	20.0	110.0	40.0	1.2	1.45	34600	3	R390-11..
25.0	11	C3	10.0	5.0°	1.0	1	2		R390-025C3-11L050	32.0	25.0	50.0	32.0	1.2	0.24	36500	2	R390-11..
	11	C4	10.0	5.0°	1.0	1	2		R390-025C4-11L	40.0	25.0	55.0	32.0	1.2	0.54	36500	2	R390-11..
	11	C3	10.0	5.0°	1.0	1	3		R390-025C3-11M050	32.0	25.0	50.0	32.0	1.2	0.23	36500	3	R390-11..
	11	C4	10.0	5.0°	1.0	1	3		R390-025C4-11M	40.0	25.0	55.0	32.0	1.2	0.50	36500	3	R390-11..
	11	C5	10.0	5.0°	1.0	1	3		R390-025C5-11M095	50.0	25.0	95.0	45.0	1.2	1.06	36500	3	R390-11..
	11	C6	10.0	5.0°	1.0	1	3		R390-025C6-11M110	63.0	25.0	110.0	45.0	1.2	1.65	36500	3	R390-11..
32.0	11	C3	10.0	3.6°	1.0	1		2	R390-032C3-11L050	32.0	32.0	50.0	35.0	1.2	0.38	31000	2	R390-11..
	11	C4	10.0	3.6°	1.0	1	2		R390-032C4-11L	40.0	32.0	65.0	40.0	1.2	0.62	31000	2	R390-11..
	11	C5	10.0	3.6°	1.0	1	2		R390-032C5-11L	50.0	32.0	65.0	40.0	1.2	0.80	31000	2	R390-11..
	11	C3	10.0	3.6°	1.0	1		3	R390-032C3-11M050	32.0	32.0	50.0	35.0	1.2	0.38	31000	3	R390-11..
	11	C4	10.0	3.6°	1.0	1		3	R390-032C4-11M	40.0	32.0	65.0	40.0	1.2	0.58	31000	3	R390-11..
	11	C5	10.0	3.6°	1.0	1		3	R390-032C5-11M	50.0	32.0	65.0	40.0	1.2	0.80	31000	3	R390-11..
	11	C5	10.0	3.6°	1.0	1		3	R390-032C5-11M095	50.0	32.0	95.0	50.0	1.2	1.20	31000	3	R390-11..
	11	C6	10.0	3.6°	1.0	1	3		R390-032C6-11M080	63.0	32.0	80.0	40.0	1.2	1.45	31000	3	R390-11..
	11	C6	10.0	3.6°	1.0	1		3	R390-032C6-11M110	63.0	32.0	110.0	50.0	1.2	1.70	31000	3	R390-11..
36.0	11	C3	10.0	2.6°	1.0	1	3		R390-036C3-11M050	32.0	36.0	50.0		1.2	0.38	29000	3	R390-11..
	11	C3	10.0	2.6°	1.0	1	3		R390-036C3-11M075	32.0	36.0	75.0		1.2	0.54	29000	3	R390-11..
40.0	11	C4	10.0	2.0°	1.0	1		4	R390-040C4-11M	40.0	40.0	70.0	70.0	1.2	0.80	27000	4	R390-11..
	11	C5	10.0	2.0°	1.0	1		4	R390-040C5-11M	50.0	40.0	75.0	50.0	1.2	0.98	27000	4	R390-11..
	11	C6	10.0	2.0°	1.0	1	4		R390-040C6-11M080	63.0	40.0	80.0	40.0	1.2	1.59	27000	4	R390-11..
	11	C5	10.0	2.0°	1.0	1		6	R390-040C5-11H	50.0	40.0	75.0	50.0	1.2	1.07	27000	6	R390-11..
	11	C4	10.0	2.0°	1.0	1		6	R390-040C4-11H	40.0	40.0	70.0	50.0	1.2	0.80	27000	6	R390-11..
	18	C4	15.4	6.8°	0.0	1	3		R390-040C4-18M060	40.0	40.0	60.0	40.0	3.0	0.58	9200	3	R390-18..
	18	C5	15.4	6.8°	0.0	1	3		R390-040C5-18M080	50.0	40.0	80.0	40.0	3.0	1.20	9200	3	R390-18..
	18	C6	15.4	6.8°	0.0	1	3		R390-040C6-18M100	63.0	40.0	100.0	50.0	3.0	1.90	9200	3	R390-18..
44.0	11	C4	10.0	1.8°	1.0	1	4		R390-044C4-11M060	40.0	44.0	60.0		1.2	0.80	25600	4	R390-11..
	11	C4	10.0	1.8°	1.0	1	4		R390-044C4-11M075	40.0	44.0	75.0		1.2	0.98	25600	4	R390-11..
	18	C4	15.4	6.0°	0.0	1	2		R390-044C4-18L080	40.0	44.0	80.0		3.0	0.80	8600	2	R390-18..
	18	C4	15.4	6.0°	0.0	1	3		R390-044C4-18M060	40.0	44.0	60.0		3.0	0.50	8600	3	R390-18..
	18	C4	15.4	6.0°	0.0	1	3		R390-044C4-18M080	40.0	44.0	80.0		3.0	0.98	8600	3	R390-18..
50.0	11	C5	10.0	1.5°	1.0	1	5		R390-050C5-11M060	50.0	50.0	60.0	40.0	1.2	0.98	23700	5	R390-11..
	11	C6	10.0	1.5°	1.0	1	5		R390-050C6-11M080	63.0	50.0	80.0	40.0	1.2	1.93	23700	5	R390-11..
	18	C5	15.4	5.5°	0.0	1	4		R390-050C5-18M060	50.0	50.0	60.0	40.0	3.0	1.06	7900	4	R390-18..
	18	C6	15.4	5.5°	0.0	1	4		R390-050C6-18M080	63.0	50.0	80.0	40.0	3.0	1.46	7900	4	R390-18..
54.0	11	C5	10.0	1.4°	1.0	1	5		R390-054C5-11M060	50.0	54.0	60.0		1.2	1.20	22700	5	R390-11..
	11	C5	10.0	1.4°	1.0	1	5		R390-054C5-11M080	50.0	54.0	80.0		1.2	1.46	22700	5	R390-11..
	18	C5	15.4	5.0°	0.0	1	4		R390-054C5-18M060	50.0	54.0	60.0		3.0	1.20	7500	4	R390-18..
	18	C5	15.4	5.0°	0.0	1	4		R390-054C5-18M080	50.0	54.0	80.0		3.0	1.46	7500	4	R390-18..

J112

O5

Q5

ISO 13399 Q1

CNSC CXSC Q35

C3 – D C Q16

SANDVIK Coromant

Fresa de escuadrar CoroMill® 390

Coromant Capto®

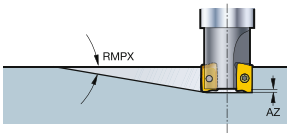

KAPR 90°

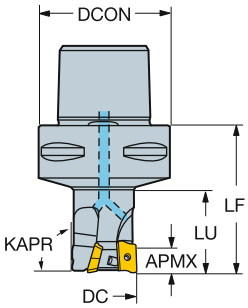

Versión métrica

DC		CZC$_{MS}$	APMX	RMPX	AZ	CNSC		Código de pedido	Dimensiones, mm DCON	DCX	LF	LU	Nm	Kg	RPMX	CICT	MIID
63.0	11	C6	10.0	1.2°	1.0	1	6	R390-063C6-11M080	63.0	63.0	80.0	40.0	1.2	2.24	20700	6	R390-11..
	11	C5	10.0	1.2°	1.0	1	6	R390-063C5-11M060	50.0	63.0	60.0		1.2	1.46	20700	6	R390-11..
	18	C5	15.4	4.0°	0.0	1	5	R390-063C5-18M060	50.0	63.0	60.0		3.0	0.99	6800	5	R390-18..
	18	C6	15.4	4.0°	0.0	1	5	R390-063C6-18M060	63.0	63.0	60.0	38.0	3.0	1.46	6800	5	R390-18..
66.0	11	C6	10.0	1.1°	1.0	1	6	R390-066C6-11M060	63.0	66.0	60.0		1.2	1.93	20200	6	R390-11..
	11	C6	10.0	1.1°	1.0	1	6	R390-066C6-11M080	63.0	66.0	80.0		1.2	2.29	20200	6	R390-11..
	18	C6	15.4	3.7°	0.0	1	5	R390-066C6-18M060	63.0	66.0	60.0		3.0	1.92	6700	5	R390-18..
	18	C6	15.4	3.7°	0.0	1	5	R390-066C6-18M080	63.0	66.0	80.0		3.0	1.92	6700	5	R390-18..
80.0	11	C6	10.0	0.9°	1.0	1	7	R390-080C6-11M060	63.0	80.0	60.0		1.2	2.18	18200	7	R390-11..
	11	C6	10.0	0.9°	1.0	1	7	R390-080C6-11M080	63.0	80.0	80.0		1.2	2.70	18200	7	R390-11..
	18	C6	15.4	3.1°	0.0	1	6	R390-080C6-18M060	63.0	80.0	60.0		3.0	1.93	5900	6	R390-18..
84.0	18	C8	15.4	2.8°	0.0	1	6	R390-084C8-18M070	80.0	84.0	70.0		3.0	2.95	5800	6	R390-18..
	18	C8	15.4	2.8°	0.0	1	6	R390-084C8-18M100	80.0	84.0	100.0		3.0	4.50	5800	6	R390-18..

Fresa de escuadrar CoroMill® 390

Coromant Capto®

Versión corta sin ranuras gripper



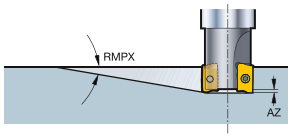

KAPR 90°

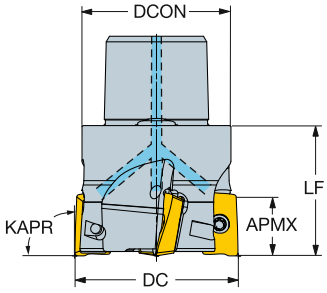

Versión métrica

DC		CZC_{MS}	APMX	RMPX	AZ	CNSC		Código de pedido	Dimensiones, mm DCON	DCX	LF	Nm	Kg	RPMX	CICT	MIID
44.0	11	C4	10.0	1.8°	1.0	1	4	R390-044C4T-11H	40.0	44.0	35.0	1.2	0.10	25600	4	R390-11..
	17	C4	15.7	3.4°	1.5	1	4	R390-044C4T-17M	40.0	44.0	35.0	3.0	0.10	20600	4	R390-17..
54.0	11	C5	10.0	1.4°	1.0	1	5	R390-054C5T-11H	50.0	54.0	35.0	1.2	0.10	22700	5	R390-11..
	17	C5	15.7	2.4°	1.5	1	5	R390-054C5T-17M	50.0	54.0	35.0	3.0	0.10	18200	5	R390-17..

J112 O5 Q5 Q1 Q35 Q16

Fresa de escuadrar CoroMill® 390

Coromant Capto®

Filo largo

KAPR 90°

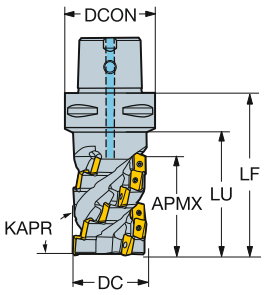

Versión métrica

DC		CZC_{MS}	APMX	CNSC			Código de pedido	Dimensiones, mm DCON	DCX	LF	LU	Nm	Kg	RPMX	CICT	MIID
32.0	11	C5	36.0	1	2		R390-032C5-36L	50.0	32.0	71.7	46.0	1.2	0.98	21700	8	R390-11..
	11	C5	54.0	1	2		R390-032C5-54L	50.0	32.0	89.4	63.0	1.2	1.20	21700	12	R390-11..
	11	C6	63.0	1	2		R390-032C6-63L	63.0	32.0	100.2	72.0	1.2	1.46	21700	14	R390-11..
	11	C5	36.0	1		3	R390-032C5-36M	50.0	32.0	71.7	45.0	1.2	0.99	21700	12	R390-11..
	11	C6	45.0	1		3	R390-032C6-45M	63.0	32.0	82.5	54.0	1.2	1.45	21700	15	R390-11..
	11	C5	54.0	1		3	R390-032C5-54M	50.0	32.0	89.4	63.0	1.2	1.05	21700	18	R390-11..
36.0	11	C3	36.0	1	2		R390-036C3-36L	32.0	36.0	66.7	66.0	1.2	0.70	20200	8	R390-11..
	11	C3	36.0	1		3	R390-036C3-36M	32.0	36.0	66.7	66.0	1.2	0.69	20200	12	R390-11..
40.0	11	C5	54.0	1		3	R390-040C5-54M	50.0	40.0	89.4	63.0	1.2	1.20	18900	18	R390-11..
	11	C6	63.0	1		3	R390-040C6-63M	63.0	40.0	100.2	72.0	1.2	1.67	18900	21	R390-11..
	11	C5	54.0	1		4	R390-040C5-54H	50.0	40.0	89.4	63.0	1.2	1.20	18900	24	R390-11..
	11	C6	63.0	1		4	R390-040C6-63H	63.0	40.0	100.2	72.0	1.2	1.90	18900	28	R390-11..
44.0	11	C4	45.0	1		3	R390-044C4-45M	40.0	44.0	80.5		1.2	0.98	17800	15	R390-11..
	18	C6	43.0	1	2		R390-044C6-43L	63.0	44.0	80.6	53.0	3.0	1.61	9200	6	R390-18..
	18	C5	43.0	1	2		R390-044C5-43L	50.0	44.0	78.6	53.0	3.0	1.29	9200	6	R390-18..
	18	C4	43.0	1	2		R390-044C4-43L	40.0	44.0	78.6		3.0	0.98	8600	6	R390-18..
	18	C5	57.0	1		2	R390-044C5-57L	50.0	44.0	92.6	67.0	3.0	1.45	9200	8	R390-18..
	18	C6	57.0	1	2		R390-044C6-57L	63.0	44.0	94.6	67.0	3.0	1.68	9200	8	R390-18..
50.0	11	C5	36.0	1		3	R390-050C5-36L	50.0	50.0	71.7	50.0	1.2	1.45	16600	12	R390-11..
	11	C5	54.0	1		3	R390-050C5-54L	50.0	50.0	89.4	67.0	1.2	1.46	16600	18	R390-11..
	11	C5	36.0	1		4	R390-050C5-36M	50.0	50.0	71.7	50.0	1.2	1.29	16600	16	R390-11..
	11	C5	54.0	1		4	R390-050C5-54M	50.0	50.0	89.4	67.0	1.2	1.46	16600	24	R390-11..
	11	C6	63.0	1		4	R390-050C6-63M	63.0	50.0	100.2	72.0	1.2	1.93	16600	28	R390-11..
	11	C5	36.0	1	5		R390-050C5-36H	50.0	50.0	71.7	50.0	1.2	1.29	16600	20	R390-11..
	11	C6	63.0	1	5		R390-050C6-63H	63.0	50.0	100.2	72.0	1.2	1.93	16600	35	R390-11..
	18	C5	43.0	1	2		R390-050C5-43L	50.0	50.0	78.6	53.0	3.0	1.20	7900	6	R390-18..
	18	C6	71.0	1	2		R390-050C6-71L	63.0	50.0	108.7	81.0	3.0	1.93	7900	10	R390-18..
	18	C6	43.0	1		3	R390-050C6-43M	63.0	50.0	80.6	53.0	3.0	1.70	7900	9	R390-18..
	18	C8	57.0	1		3	R390-050C8-57M	80.0	50.0	102.6	67.0	3.0	2.70	7900	12	R390-18..
	18	C6	71.0	1	3		R390-050C6-71M	63.0	50.0	108.7	81.0	3.0	1.93	7900	15	R390-18..
54.0	11	C5	54.0	1		4	R390-054C5-54M	50.0	54.0	89.4		1.2	1.70	16000	24	R390-11..
	18	C5	43.0	1		3	R390-054C5-43M	50.0	54.0	78.6		3.0	1.46	7500	9	R390-18..
63.0	18	C6	57.0	1		3	R390-063C6-57L	63.0	63.0	94.6	67.0	3.0	2.33	6800	12	R390-18..
	18	C8	57.0	1		3	R390-063C8-57L	80.0	63.0	102.6	67.0	3.0	3.26	6800	12	R390-18..
	18	C8	85.0	1		3	R390-063C8-85L	80.0	63.0	130.7	95.0	3.0	3.68	6800	18	R390-18..
	18	C6	43.0	1		4	R390-063C6-43M	63.0	63.0	80.6	53.0	3.0	1.93	6800	12	R390-18..
	18	C8	57.0	1		4	R390-063C8-57M	80.0	63.0	102.6	67.0	3.0	3.22	6800	16	R390-18..
66.0	11	C6	45.0	1		4	R390-066C6-45M	63.0	66.0	82.5		1.2	2.70	13900	20	R390-11..
	18	C6	57.0	1		3	R390-066C6-57L	63.0	66.0	94.6		3.0	2.70	6700	12	R390-18..
80.0	18	C8	71.0	1		3	R390-080C8-71L	80.0	80.0	116.7	81.0	3.0	4.64	5900	15	R390-18..
	18	C8	57.0	1	5		R390-080C8-57H	80.0	80.0	102.6	67.0	3.0	4.10	5900	20	R390-18..
84.0	18	C8	57.0	1		4	R390-084C8-57M	80.0	84.0	102.6		3.0	4.10	5800	16	R390-18..
100.0	18	C8	57.0	1		4	R390-100C8-57M	80.0	100.0	102.6		3.0	5.46	5200	16	R390-18..
	18	C8	71.0	1		4	R390-100C8-71M	80.0	100.0	116.7		3.0	6.08	5200	20	R390-18..
	18	C8	57.0	1	6		R390-100C8-57H	80.0	100.0	102.6		3.0	5.16	5200	24	R390-18..

J112

O5

Q5

Q1

Q35

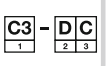 Q16

Fresa de escuadrar CoroMill® 390

Coromant Capto®

KAPR 90°

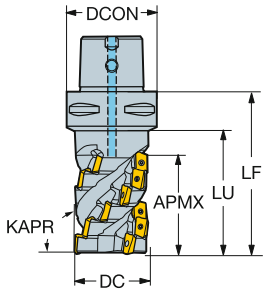

Versión en pulgadas

DC		CZC_{MS}	APMX	CNSC			Código de pedido	Dimensiones, pulg. DCON	DCX	LF	LU	Ft/lbs	Lbs	RPMX	CICT	MIID
1.250	11	C5	1.420	1	2		RA390-032C5-36L	1.969	1.250	2.820	1.810	0.9	2.01	21700	8	R390-11..
	11	C5	2.130	1	2		RA390-032C5-54L	1.969	1.250	3.517	2.480	0.9	2.51	21700	12	R390-11..
	11	C5	1.420	1		3	RA390-032C5-36M	1.969	1.250	2.820	1.810	0.9	2.01	21700	12	R390-11..
	11	C5	2.130	1		3	RA390-032C5-54M	1.969	1.250	3.517	2.480	0.9	2.01	21700	18	R390-11..
	11	C6	2.480	1	2		RA390-032C6-63L	2.480	1.250	3.944	2.480	0.9	3.08	21700	14	R390-11..
	11	C6	1.770	1	3		RA390-032C6-45M	2.480	1.250	3.247	2.130	0.9	3.08	21700	15	R390-11..
1.500	11	C5	2.480	1		3	RA390-038C5-63M	1.969	1.500	3.865	2.840	0.9	3.10	19500	21	R390-11..
	11	C5	2.480	1		4	RA390-038C5-63H	1.969	1.500	3.865	2.840	0.9	2.53	19500	28	R390-11..
	11	C6	3.150	1		2	RA390-038C6-80L	2.480	1.500	4.641	3.550	0.9	3.96	19500	18	R390-11..
	11	C6	1.770	1		3	RA390-038C6-45M	2.480	1.500	3.247	2.130	0.9	3.10	19500	15	R390-11..
	11	C6	2.480	1		3	RA390-038C6-63M	2.480	1.500	3.944	2.840	0.9	3.96	19500	21	R390-11..
	11	C6	3.150	1		3	RA390-038C6-80M	2.480	1.500	4.641	3.550	0.9	3.96	19500	27	R390-11..
	11	C6	2.480	1		4	RA390-038C6-63H	2.480	1.500	3.944	2.840	0.9	3.96	19500	28	R390-11..
2.000	11	C5	2.480	1		3	RA390-051C5-63L	1.969	2.000	3.865		0.9	3.10	16600	21	R390-11..
	11	C5	1.770	1		4	RA390-051C5-45M	1.969	2.000	3.168		0.9	3.10	16600	20	R390-11..
	11	C5	2.480	1		4	RA390-051C5-63M	1.969	2.000	3.865		0.9	3.10	16600	28	R390-11..
	11	C5	1.770	1		5	RA390-051C5-45H	1.969	2.000	3.168		0.9	3.09	16600	25	R390-11..
	11	C6	3.500	1		3	RA390-051C6-98L	2.480	2.000	5.338	4.250	0.9	5.72	16600	33	R390-11..
	18	C5	1.720	1	2		RA390-051C5-43L	1.969	2.000	3.093		2.2	3.10	7800	6	R390-18..
	18	C5	1.720	1		3	RA390-051C5-43M	1.969	2.000	3.093		2.2	2.52	7800	9	R390-18..
	18	C6	2.820	1		2	RA390-051C6-71L	2.480	2.000	4.278	3.210	2.2	3.96	7800	10	R390-18..
	18	C6	3.930	1		2	RA390-051C6-99L	2.480	2.000	5.384	4.320	2.2	5.72	7800	14	R390-18..
	18	C6	1.720	1		3	RA390-051C6-43M	2.480	2.000	3.172	2.110	2.2	3.96	7800	9	R390-18..
	18	C8	2.270	1		3	RA390-051C8-57M	3.150	2.000	4.040	2.660	2.2	5.72	7800	12	R390-18..
2.500	18	C6	2.270	1		3	RA390-063C6-57L	2.480	2.500	3.725		2.2	5.72	6800	12	R390-18..
	18	C6	2.820	1		3	RA390-063C6-71L	2.480	2.500	4.278		2.2	5.72	6800	15	R390-18..
	18	C6	3.930	1		3	RA390-063C6-99L	2.480	2.500	5.384		2.2	8.14	6800	21	R390-18..
	18	C6	1.720	1		4	RA390-063C6-43M	2.480	2.500	3.172		2.2	3.96	6800	12	R390-18..
	18	C6	2.270	1		4	RA390-063C6-57M	2.480	2.500	3.725		2.2	5.72	6800	16	R390-18..
	18	C6	2.820	1		4	RA390-063C6-71M	2.480	2.500	4.278		2.2	5.72	6800	20	R390-18..
3.000	18	C8	2.820	1		3	RA390-076C8-71L	3.150	3.000	4.593	3.210	2.2	8.14	6100	15	R390-18..

J112 O5 Q5 Q1 Q35 Q16

SANDVIK Coromant

Fresa de escuadrar CoroMill® 390

En eje

STDNO
KAPR

ISO 6462:2011
90°



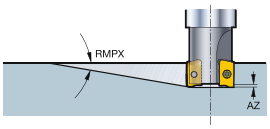

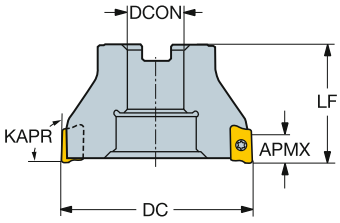

Versión métrica

DC		CZC_{MS}	APMX	RMPX	AZ	CNSC			Código de pedido	Dimensiones, mm DCON	ISO	DBC	DCX	LF	Nm	Kg	RPMX	CICT	MIID
40.0	11	16	10.0	2.0°	1.0	0		4	R390-040Q16-11M	16.0	A		40.0	40.0	1.2	0.38	27000	4	R390-11..
	11	16	10.0	2.0°	1.0	0		6	R390-040Q16-11H	16.0	A		40.0	40.0	1.2	0.38	27000	6	R390-11..
	17	16	15.7	3.9°	1.5	0	2		R390-040Q16-17L	16.0	A		40.0	40.0	3.0	0.38	21900	2	R390-17..
	17	16	15.7	3.9°	1.5	0		3	R390-040Q16-17M	16.0	A		40.0	40.0	3.0	0.38	21900	3	R390-17..
	17	16	15.7	3.9°	1.5	0	4		R390-040Q16-17H	16.0	A		40.0	40.0	3.0	0.38	21900	4	R390-17..
44.0	11	16	10.0	6.0°	1.0	1		4	R390-044Q16-11M	16.0	A		44.0	40.0	1.2	0.22	25600	4	R390-11..
	17	16	15.7	3.3°	1.5	1		3	R390-044Q16-17M	16.0	A		44.0	40.0	3.0	0.22	20600	3	R390-17..
50.0	11	22	10.0	1.5°	1.0	0		5	R390-050Q22-11M	22.0	A		50.0	40.0	1.2	0.48	23700	5	R390-11..
	11	22	10.0	1.5°	1.0	0		7	R390-050Q22-11H	22.0	A		50.0	40.0	1.2	0.48	23700	7	R390-11..
	17	22	15.7	2.8°	1.5	0		3	R390-050Q22-17L	22.0	A		50.0	40.0	3.0	0.48	19000	3	R390-17..
	17	22	15.7	2.8°	1.5	0		4	R390-050Q22-17M	22.0	A		50.0	40.0	3.0	0.44	19000	4	R390-17..
	17	22	15.7	2.8°	1.5	0		5	R390-050Q22-17H	22.0	A		50.0	40.0	3.0	0.44	19000	5	R390-17..
	18	22	15.4	5.5°	0.0	0		3	R390-050Q22-18L	22.0	A		50.0	40.0	3.0	0.87	7900	3	R390-18..
	18	22	15.4	5.5°	0.0	0		4	R390-050Q22-18M	22.0	A		50.0	40.0	3.0	0.68	7900	4	R390-18..
	18	22	15.4	5.5°	0.0	0	5		R390-050Q22-18H	22.0	A		50.0	40.0	3.0	0.65	7900	5	R390-18..
54.0	11	22	10.0	1.4°	1.0	1		5	R390-054Q22-11M	22.0	A		54.0	40.0	1.2	0.32	22600	5	R390-11..
	17	22	15.7	2.5°	1.5	1		4	R390-054Q22-17M	22.0	A		54.0	40.0	3.0	0.29	18200	4	R390-17..
	18	22	15.4	5.0°	0.0	1		4	R390-054Q22-18M	22.0	A		54.0	40.0	3.0	0.27	7500	4	R390-18..
63.0	11	22	10.0	1.2°	1.0	0		6	R390-063Q22-11M	22.0	A		63.0	40.0	1.2	0.58	20700	6	R390-11..
	11	22	10.0	1.2°	1.0	0		8	R390-063Q22-11H	22.0	A		63.0	40.0	1.2	0.59	20700	8	R390-11..
	17	22	15.7	2.1°	1.5	0		4	R390-063Q22-17L	22.0	A		63.0	40.0	3.0	0.60	16500	4	R390-17..
	17	22	15.7	2.1°	1.5	0		5	R390-063Q22-17M	22.0	A		63.0	40.0	3.0	0.58	16500	5	R390-17..
	17	22	15.7	2.1°	1.5	0		6	R390-063Q22-17H	22.0	A		63.0	40.0	3.0	0.58	16500	6	R390-17..
	18	22	15.4	4.0°	0.0	0		4	R390-063Q22-18L	22.0	A		63.0	40.0	3.0	0.81	6800	4	R390-18..
	18	22	15.4	4.0°	0.0	0		5	R390-063Q22-18M	22.0	A		63.0	40.0	3.0	0.80	6800	5	R390-18..
	18	22	15.4	4.0°	0.0	0	6		R390-063Q22-18H	22.0	A		63.0	40.0	3.0	0.80	6800	6	R390-18..
66.0	11	22	10.0	3.7°	1.0	1		6	R390-066Q22-11M	22.0	A		66.0	40.0	1.2	0.45	20200	6	R390-11..
	17	22	15.7	1.8°	1.5	1		5	R390-066Q22-17M	22.0	A		66.0	40.0	3.0	0.44	16100	5	R390-17..
	18	22	15.4	3.7°	0.0	1		5	R390-066Q22-18M	22.0	A		66.0	40.0	3.0	0.42	6700	5	R390-18..
80.0	11	27	10.0	0.9°	1.0	0		7	R390-080Q27-11M	27.0	A		80.0	50.0	1.2	0.99	18200	7	R390-11..
	11	27	10.0	0.9°	1.0	0		10	R390-080Q27-11H	27.0	A		80.0	50.0	1.2	0.86	18200	10	R390-11..
	17	27	15.7	1.6°	1.5	0		4	R390-080Q27-17L	27.0	A		80.0	50.0	3.0	0.99	14400	4	R390-17..
	17	27	15.7	1.6°	1.5	0		6	R390-080Q27-17M	27.0	A		80.0	50.0	3.0	0.88	14400	6	R390-17..
	17	27	15.7	1.6°	1.5	0		8	R390-080Q27-17H	27.0	A		80.0	50.0	3.0	0.82	14400	8	R390-17..
	18	27	15.4	3.1°	0.0	0		4	R390-080Q27-18L	27.0	A		80.0	50.0	3.0	1.20	5900	4	R390-18..
	18	27	15.4	3.1°	0.0	0		6	R390-080Q27-18M	27.0	A		80.0	50.0	3.0	1.07	5900	6	R390-18..
84.0	11	27	10.0	3.1°	1.0	1		7	R390-084Q27-11M	27.0	A		84.0	50.0	1.2	0.94	17700	7	R390-11..
	17	27	15.7	1.6°	1.5	1		6	R390-084Q27-17M	27.0	A		84.0	50.0	3.0	0.93	14100	6	R390-17..
	18	27	15.4	3.1°	0.0	1		6	R390-084Q27-18M	27.0	A		84.0	50.0	3.0	0.94	5800	6	R390-18..

J112

O5

Q5

Q1

Q35

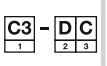 Q16

Fresa de escuadrar CoroMill® 390

En eje

STDNO ISO 6462:2011
KAPR 90°



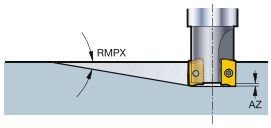

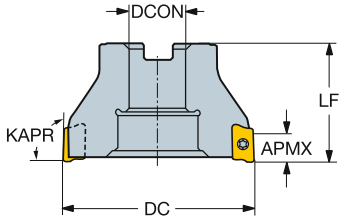

Versión métrica

DC		CZC_{MS}	APMX	RMPX	AZ	CNSC		Código de pedido	Dimensiones, mm DCON	ISO	DBC	DCX	LF	Nm	Kg	RPMX	CICT	MIID
100.0	17	32	15.7	0.4°	1.5	0	5	R390-100Q32-17L	32.0	B		100.0	50.0	3.0	1.65	12700	5	R390-17..
	17	32	15.7	0.4°	1.5	0	7	R390-100Q32-17M	32.0	B		100.0	50.0	3.0	1.00	12700	7	R390-17..
	17	32	15.7	0.4°	1.5	0	9	R390-100Q32-17H	32.0	B		100.0	50.0	3.0	1.00	12700	9	R390-17..
	18	32	15.4	2.3°	0.0	0	5	R390-100Q32-18L	32.0	B		100.0	50.0	3.0	1.92	5200	5	R390-18..
	18	32	15.4	2.3°	0.0	0	7	R390-100Q32-18M	32.0	B		100.0	50.0	3.0	1.62	5200	7	R390-18..
125.0	17	40	15.7	0.0°	1.5	0	6	R390-125Q40-17L	40.0	B		125.0	63.0	3.0	2.70	11200	6	R390-17..
	17	40	15.7	0.0°	1.5	0	8	R390-125Q40-17M	40.0	B		125.0	63.0	3.0	2.70	11200	8	R390-17..
	17	40	15.7	0.0°	1.5	0	11	R390-125Q40-17H	40.0	B		125.0	63.0	3.0	2.70	11200	11	R390-17..
	18	40	15.4	1.7°	0.0	0	6	R390-125Q40-18L	40.0	B		125.0	63.0	3.0	2.70	4600	6	R390-18..
	18	40	15.4	1.7°	0.0	0	8	R390-125Q40-18M	40.0	B		125.0	63.0	3.0	2.70	4600	8	R390-18..
160.0	18	40S	15.4	1.2°	0.0	0	8	R390-160Q40-18L	40.0	C	66.7	160.0	63.0	3.0	4.10	4000	8	R390-18..
	18	40S	15.4	1.2°	0.0	0	12	R390-160Q40-18M	40.0	C	66.7	160.0	63.0	3.0	4.00	4000	12	R390-18..
200.0	18	60	15.4	1.0°	0.0	0	10	R390-200Q60-18L	60.0	C	101.6	200.0	63.0	3.0	5.40	3600	10	R390-18..

J112 O5 Q5 Q1 Q35 Q16

Fresa de escuadrar CoroMill® 390

En eje

STDNO ISO 6462:2011
KAPR 90°



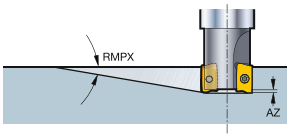

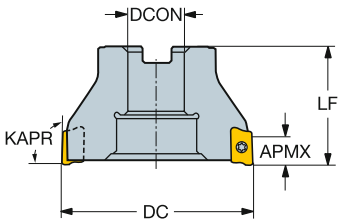

Versión en pulgadas

DC		CZC_{MS}	APMX	RMPX	AZ	CNSC			Código de pedido	Dimensiones, pulg. DCON	ISO	DBC	DCX	LF	Ft/lbs	Lbs	RPMX	CICT	MIID
1.500	11	3/4	.394	2.2°	.039	0	4		RA390-038R19-11M	.750	A		1.500	1.575	0.9	0.79	22700	4	R390-11..
	11	3/4	.394	2.2°	.039	0	6		RA390-038R19-11H	.750	A		1.500	1.575	0.9	0.79	22700	6	R390-11..
1.732	11	3/4	.394	6.0°	.039	1		4	RA390-044R19-11M	.750	A		1.732	1.575	0.9	0.57	25600	4	R390-11..
	17	3/4	.618	3.5°	.059	1		3	RA390-044R19-17M	.750	A		1.732	1.575	2.2	0.52	20600	3	R390-17..
2.000	11	3/4	.394	1.4°	.039	0	5		RA390-051R19-11M	.750	A		2.000	1.575	0.9	1.17	23500	5	R390-11..
	11	3/4	.394	1.4°	.039	0	7		RA390-051R19-11H	.750	A		2.000	1.575	0.9	1.17	23500	7	R390-11..
	17	3/4	.618	2.7°	.059	0	3		RA390-051R19-17L	.750	A		2.000	1.575	2.2	1.17	18800	3	R390-17..
	17	3/4	.618	2.7°	.059	0	4		RA390-051R19-17M	.750	A		2.000	1.575	2.2	1.04	18800	4	R390-17..
	17	3/4	.618	2.7°	.059	0	5		RA390-051R19-17H	.750	A		2.000	1.575	2.2	0.40	18800	5	R390-17..
	18	3/4	.606	5.4°	.000	0		3	RA390-051R19-18L	.750	A		2.000	1.575	2.2	2.02	7800	3	R390-18..
	18	3/4	.606	5.4°	.000	0		4	RA390-051R19-18M	.750	A		2.000	1.575	2.2	2.02	7800	4	R390-18..
	18	3/4	.606	5.4°	.000	0	5		RA390-051R19-18H	.750	A		2.000	1.575	2.2	2.02	7800	5	R390-18..
2.126	11	3/4	.394	5.0°	.039	1		5	RA390-054R19-11M	.750	A		2.126	1.575	0.9	0.75	22600	5	R390-11..
	17	3/4	.618	2.5°	.059	1		4	RA390-054R19-17M	.750	A		2.126	1.575	2.2	0.69	18200	4	R390-17..
	18	3/4	.606	5.0°	.000	1		4	RA390-054R19-18M	.750	A		2.126	1.575	2.2	0.64	7500	4	R390-18..
2.500	11	3/4	.394	1.2°	.039	0	6		RA390-063R19-11M	.750	A		2.500	1.575	0.9	1.20	20700	6	R390-11..
	11	3/4	.394	1.2°	.039	0	8		RA390-063R19-11H	.750	A		2.500	1.575	0.9	1.17	20700	8	R390-11..
	17	3/4	.618	2.1°	.059	0	4		RA390-063R19-17L	.750	A		2.500	1.575	2.2	1.41	16500	4	R390-17..
	17	3/4	.618	2.1°	.059	0	5		RA390-063R19-17M	.750	A		2.500	1.575	2.2	1.30	16500	5	R390-17..
	17	3/4	.618	2.1°	.059	0	6		RA390-063R19-17H	.750	A		2.500	1.575	2.2	1.32	16500	6	R390-17..
	18	3/4	.606	4.0°	.000	0		4	RA390-063R19-18L	.750	A		2.500	1.575	2.2	2.51	6800	4	R390-18..
	18	3/4	.606	4.0°	.000	0		5	RA390-063R19-18M	.750	A		2.500	1.575	2.2	2.51	6800	5	R390-18..
	18	3/4	.606	4.0°	.000	0	6		RA390-063R19-18H	.750	A		2.500	1.575	2.2	2.51	6800	6	R390-18..
2.598	11	3/4	.394	3.7°	.039	1		6	RA390-066R19-11M	.750	A		2.598	1.575	0.9	1.03	20200	6	R390-11..
	17	3/4	.618	1.8°	.059	1		5	RA390-066R19-17M	.750	A		2.598	1.575	2.2	1.01	16100	5	R390-17..
	18	3/4	.606	3.7°	.000	1		5	RA390-066R19-18M	.750	A		2.598	1.575	2.2	0.96	6700	5	R390-18..
3.000	11	1	.394	1.0°	.039	0	7		RA390-076R25-11M	1.000	A		3.000	1.969	0.9	4.84	18700	7	R390-11..
	11	1	.394	1.0°	.039	0	9		RA390-076R25-11H	1.000	A		3.000	1.969	0.9	4.84	18700	9	R390-11..
	17	1	.618	1.8°	.059	0	4		RA390-076R25-17L	1.000	A		3.000	1.969	2.2	2.02	14800	4	R390-17..
	17	1	.618	1.8°	.059	0	6		RA390-076R25-17M	1.000	A		3.000	1.969	2.2	2.02	14800	6	R390-17..
	17	1	.618	1.8°	.059	0	7		RA390-076R25-17H	1.000	A		3.000	1.969	2.2	2.02	14800	7	R390-17..
	18	1	.606	3.3°	.000	0		4	RA390-076R25-18L	1.000	A		3.000	1.969	2.2	5.72	6100	4	R390-18..
	18	1	.606	3.3°	.000	0		6	RA390-076R25-18M	1.000	A		3.000	1.969	2.2	5.72	6100	6	R390-18..
3.307	11	1	.394	3.1°	.039	1		7	RA390-084R25-11M	1.000	A		3.307	1.969	0.9	2.14	17700	7	R390-11..
	17	1	.618	1.6°	.059	1		6	RA390-084R25-17M	1.000	A		3.307	1.969	2.2	2.13	14100	6	R390-17..
	18	1	.606	3.1°	.000	1		6	RA390-084R25-18M	1.000	A		3.307	1.969	2.2	2.13	5800	6	R390-18..

J112

O5

Q5

Q1

Q35

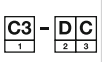 Q16

Fresa de escuadrar CoroMill® 390

En eje

STDNO ISO 6462:2011
KAPR 90°



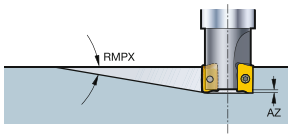

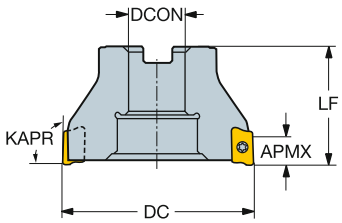

Versión en pulgadas

DC		CZC_{MS}	APMX	RMPX	AZ	CNSC		Código de pedido	Dimensiones, pulg. DCON	ISO	DBC	DCX	LF	Ft/lbs	Lbs	RPMX	CICT	MIID
4.000	17	1 1/2	.618	.3°	.059	0	5	RA390-102R38-17L	1.500	B		4.000	1.969	2.2	3.96	12600	5	R390-17..
	17	1 1/2	.618	.3°	.059	0	7	RA390-102R38-17M	1.500	B		4.000	1.969	2.2	9.68	12600	7	R390-17..
	17	1 1/2	.618	.3°	.059	0	9	RA390-102R38-17H	1.500	B		4.000	1.969	2.2	9.68	12600	9	R390-17..
	18	1 1/2	.606	2.3°	.000	0	5	RA390-102R38-18L	1.500	B		4.000	1.969	2.2	8.36	5200	5	R390-18..
	18	1 1/2	.606	2.3°	.000	0	7	RA390-102R38-18M	1.500	B		4.000	1.969	2.2	8.36	5200	7	R390-18..
5.000	17	1 1/2	.618	.0°	.059	0	6	RA390-127R38-17L	1.500	B		5.000	2.480	2.2	8.36	11200	6	R390-17..
	17	1 1/2	.618	.0°	.059	0	8	RA390-127R38-17M	1.500	B		5.000	2.480	2.2	8.36	11200	8	R390-17..
	17	1 1/2	.618	.0°	.059	0	11	RA390-127R38-17H	1.500	B		5.000	2.480	2.2	8.36	11200	11	R390-17..
	18	1 1/2	.606	1.6°	.000	0	6	RA390-127R38-18L	1.500	B		5.000	2.480	2.2	18.19	4600	6	R390-18..
	18	1 1/2	.606	1.6°	.000	0	8	RA390-127R38-18M	1.500	B		5.000	2.480	2.2	18.19	4600	8	R390-18..
6.000	18	1 1/2	.606	1.2°	.000	0	8	RA390-152R38-18L	1.500	B		6.000	2.480	2.2	18.24	4100	8	R390-18..
	18	1 1/2	.606	1.2°	.000	0	12	RA390-152R38-18M	1.500	B		6.000	2.480	2.2	18.26	4100	12	R390-18..
8.000	18	2 1/2	.606	1.0°	.000	0	10	RA390-203R63-18L	2.500	C	4.000	8.000	2.480	2.2	18.48	3500	10	R390-18..

J112 O5 Q5 Q1 Q35 Q16

Fresa de escuadrar CoroMill® 390

En eje



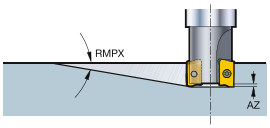

KAPR 90°

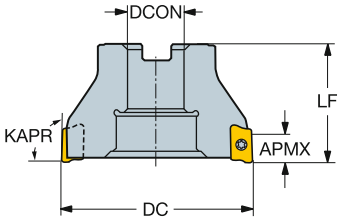

Versión CIS

DC		CZC_{MS}	APMX	RMPX	AZ	CNSC		Código de pedido	Dimensiones, mm DCON	DBC	DCX	LF	Nm	Kg	RPMX	CICT	MIID
80.0	17	1	15.7	1.6°	1.5	0	4	RA390-080J25.4-17L	25.4		80.0	50.0	3.0	0.94	14400	4	R390-17..
	17	1	15.7	1.6°	1.5	0	6	RA390-080J25.4-17M	25.4		80.0	50.0	3.0	0.94	14400	6	R390-17..
	17	1	15.7	1.6°	1.5	0	8	RA390-080J25.4-17H	25.4		80.0	50.0	3.0	0.92	14400	8	R390-17..
	18	1	15.4	3.1°	0.0	0	6	RA390-080J25.4-18M	25.4		80.0	50.0	3.0	1.15	5900	6	R390-18..
100.0	18	1 1/4	15.4	0.0°	0.0	0	7	RA390-100J31.75-18M	31.8		100.0	50.0	3.0	1.80	5200	7	R390-18..
125.0	18	1 1/2	15.4	0.0°	0.0	0	8	RA390-125J38.1-18M	38.1		125.0	63.0	3.0	3.00	4600	8	R390-18..
160.0	18	2	15.4	0.0°	0.0	0	12	RA390-160J50.8-18M	50.8		160.0	63.0	3.0	8.30	4000	12	R390-18..
200.0	18	1 7/8	15.4	0.0°	0.0	0	10	RA390-200J47.625-18L	47.6	66.7	200.0	63.0	3.0	8.30	3600	10	R390-18..

J112

O5

Tailor Made Q5

ISO 13399 Q1

CNSC CXSC Q35

C3 - D C Q16

Fresa de escuadrar CoroMill® 390

En eje

Filo largo

STDNO ISO 6462:2011
KAPR 90°



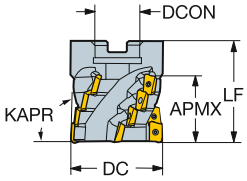

Versión métrica

DC		CZC_{MS}	APMX	CNSC			Código de pedido	Dimensiones, mm DCON	ISO	DBC	DCX	LF	Nm	Kg	RPMX	CICT	MIID
40.0	11	16	36.0	0		3	R390-040Q16-36M	16.0	A		40.0	56.7	1.2	0.80	18900	12	R390-11..
	11	16	36.0	0	4		R390-040Q16-36H	16.0	A		40.0	56.7	1.2	0.80	18900	16	R390-11..
44.0	11	16	45.0	0		3	R390-044Q16-45M	16.0	A		44.0	65.5	1.2	0.98	17800	15	R390-11..
	18	16	43.0	0	2		R390-044Q16-43L	16.0	A		44.0	68.6	3.0	0.83	8600	6	R390-18..
50.0	11	22	54.0	0		3	R390-050Q22-54L	22.0	A		50.0	74.4	1.2	1.08	16600	18	R390-11..
	11	22	36.0	0		4	R390-050Q22-36M	22.0	A		50.0	56.7	1.2	0.99	16600	16	R390-11..
	11	22	36.0	0	5		R390-050Q22-36H	22.0	A		50.0	56.7	1.2	0.99	16600	20	R390-11..
	18	22	57.0	0		2	R390-050Q22-57L	22.0	A		50.0	82.6	3.0	1.08	7900	8	R390-18..
54.0	11	22	36.0	0		4	R390-054Q22-36M	22.0	A		54.0	56.7	1.2	0.99	16000	16	R390-11..
	18	22	57.0	0	2		R390-054Q22-57L	22.0	A		54.0	82.6	3.0	1.20	7500	8	R390-18..
63.0	18	27	57.0	0		3	R390-063Q27-57L	27.0	A		63.0	82.6	3.0	1.06	6800	12	R390-18..
80.0	18	32	71.0	0		3	R390-080Q32-71L	32.0	A		80.0	96.7	3.0	2.70	5900	15	R390-18..
100.0	18	40	57.0	0		4	R390-100Q40-57M	40.0	B		100.0	82.6	3.0	3.18	5200	16	R390-18..
125.0	18	40	43.0	0	6		R390-125Q40-43L	40.0	B		125.0	68.6	3.0	4.72	4600	18	R390-18..
160.0	18	40S	43.0	0	8		R390-160Q40-43L	40.0	C	66.7	160.0	68.6	3.0	8.50	4000	24	R390-18..
200.0	18	60	43.0	0	9		R390-200Q60-43L	60.0	C	101.6	200.0	68.6	3.0	9.80	3600	27	R390-18..

J112
O5
Q5
ISO 13399 Q1
CNSC CXSC Q35
C3 – D C Q16

SANDVIK Coromant

Fresa de escuadrar CoroMill® 390

En eje

Filo largo

STDNO ISO 6462:2011
KAPR 90°



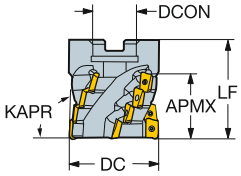

Versión en pulgadas

DC		CZC_{MS}	APMX	CNSC			Código de pedido	Dimensiones, pulg. DCON	ISO	DCX	LF	Ft/lbs	Lbs	RPMX	CICT	MIID
2.000	11	3/4	2.130	0		3	RA390-051R19-54M	.750	A	2.000	2.926	0.9	2.51	16600	18	R390-11..
	11	3/4	1.420	0		4	RA390-051R19-36M	.750	A	2.000	2.229	0.9	2.20	16600	16	R390-11..
	11	3/4	1.420	0	5		RA390-051R19-36H	.750	A	2.000	2.229	0.9	2.02	16600	20	R390-11..
	18	3/4	1.720	0		3	RA390-051R19-43M	.750	A	2.000	2.699	2.2	2.02	7800	9	R390-18..
	18	3/4	2.270	0		3	RA390-051R19-57M	.750	A	2.000	3.252	2.2	2.02	7800	12	R390-18..
2.500	18	1	2.270	0		3	RA390-063R25-57L	1.000	B	2.500	3.252	2.2	3.08	6800	12	R390-18..
	18	1	1.720	0		4	RA390-063R25-43M	1.000	B	2.500	2.699	2.2	3.08	6800	16	R390-18..
	18	3/4	1.720	0		4	RA390-063R19-43M	.750	A	2.500	2.699	2.2	3.08	6800	12	R390-18..
3.000	18	1 1/4	1.720	0		4	RA390-076R32-43H	1.250	B	3.000	2.699	2.2	3.96	6100	16	R390-18..
4.000	18	1 1/2	2.270	0		4	RA390-102R38-57M	1.500	B	4.000	3.252	2.2	8.36	5200	16	R390-18..
	18	1 1/2	2.270	0		6	RA390-102R38-57H	1.500	B	4.000	3.252	2.2	8.36	5200	24	R390-18..

J112

O5

Q5

Q1

Q35

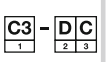 Q16

Fresa de escuadrar CoroMill® 390

Mango cilíndrico

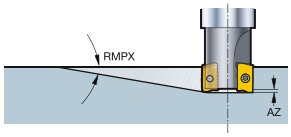

KAPR 90°

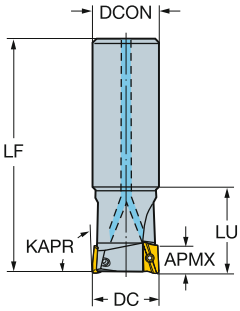

Versión métrica

DC		CZC_{MS}	APMX	RMPX	AZ	CNSC			Código de pedido	Dimensiones, mm DCON	DCX	LF	LU	Nm	Kg	RPMX	CICT	MIID
12.0	11	16	10.0	6.0°	1.0	1	1		R390-012A16-11L	16.0	12.0	95.0	17.2	1.2	0.24	68600	1	R390-11..
16.0	11	16	10.0	10.5°	1.0	1	2		R390-016A16-11L	16.0	16.0	100.0	25.0	1.2	0.26	41500	2	R390-11..
	11	16	10.0	10.5°	1.0	1	2		R390-016A16L-11L	16.0	16.0	145.0	25.0	1.2	0.38	31000	2	R390-11..
18.0	11	16	10.0	7.5°	1.0	1	2		R390-018A16L-11L	16.0	18.0	145.0		1.2	0.38	31000	2	R390-11..
20.0	11	20	10.0	5.5°	1.0	1	2		R390-020A20-11L	20.0	20.0	110.0	25.0	1.2	0.38	34600	2	R390-11..
	11	20	10.0	5.5°	1.0	1	2		R390-020A20L-11L	20.0	20.0	170.0	40.0	1.2	0.50	20300	2	R390-11..
	11	20	10.0	5.5°	1.0	1	3		R390-020A20-11M	20.0	20.0	110.0	25.0	1.2	0.38	34600	3	R390-11..
22.0	11	20	10.0	5.0°	1.0	1	2		R390-022A20L-11L	20.0	22.0	170.0		1.2	0.50	20300	2	R390-11..
25.0	11	25	10.0	5.0°	1.0	1	2		R390-025A25-11L	25.0	25.0	120.0	32.0	1.2	0.54	36500	2	R390-11..
	11	25	10.0	5.0°	1.0	1	2		R390-025A25L-11L	25.0	25.0	210.0	50.0	1.2	0.54	11000	2	R390-11..
	11	25	10.0	5.0°	1.0	1	3		R390-025A25-11M	25.0	25.0	120.0	32.0	1.2	0.54	36500	3	R390-11..
	11	25	10.0	5.0°	1.0	1	4		R390-025A25-11H	25.0	25.0	120.0	32.0	1.2	0.54	36500	4	R390-11..
	17	25	15.7	15.5°	1.5	1	2		R390-025A25-17L	25.0	25.0	120.0	32.0	3.0	0.54	30800	2	R390-17..
	17	25	15.7	15.5°	1.5	1	2		R390-025A25L-17L	25.0	25.0	210.0	50.0	3.0	0.54	11000	2	R390-17..
30.0	11	25	10.0	3.8°	1.0	1	2		R390-030A25L-11L	25.0	30.0	210.0		1.2	1.20	11000	2	R390-11..
32.0	11	32	10.0	3.6°	1.0	1	2		R390-032A32-11L	32.0	32.0	130.0	40.0	1.2	0.84	31000	2	R390-11..
	11	32	10.0	3.6°	1.0	1	2		R390-032A32L-11L	32.0	32.0	250.0	65.0	1.2	1.45	7600	2	R390-11..
	11	32	10.0	3.6°	1.0	1		3	R390-032A32-11M	32.0	32.0	130.0	40.0	1.2	0.82	31000	3	R390-11..
	11	32	10.0	3.6°	1.0	1		5	R390-032A32-11H	32.0	32.0	130.0	40.0	1.2	0.83	31000	5	R390-11..
	17	32	15.7	6.7°	1.5	1	2		R390-032A32L-17L	32.0	32.0	250.0	65.0	3.0	1.45	7600	2	R390-17..
	17	32	15.7	6.7°	1.5	1	2		R390-032A32-17L	32.0	32.0	130.0	40.0	3.0	0.82	25600	2	R390-17..
	17	32	15.7	6.7°	1.5	1		3	R390-032A32-17M	32.0	32.0	130.0	40.0	3.0	0.80	25600	3	R390-17..
40.0	11	32	10.0	2.0°	1.0	1	2		R390-040A32-11L	32.0	40.0	170.0		1.2	1.20	27000	2	R390-11..
	11	32	10.0	2.0°	1.0	1	2		R390-040A32L-11L	32.0	40.0	250.0		1.2	1.74	7600	2	R390-11..
	11	32	10.0	2.0°	1.0	1		4	R390-040A32-11M	32.0	40.0	170.0		1.2	1.20	27000	4	R390-11..
	11	32	10.0	2.0°	1.0	1		6	R390-040A32-11H	32.0	40.0	170.0		1.2	0.84	27000	6	R390-11..
	17	32	15.7	3.9°	1.5	1	2		R390-040A32-17L	32.0	40.0	170.0		3.0	1.20	21900	2	R390-17..
	17	32	15.7	3.9°	1.5	1	2		R390-040A32L-17L	32.0	40.0	250.0		3.0	1.70	7600	2	R390-17..
	17	32	15.7	3.9°	1.5	1		3	R390-040A32-17M	32.0	40.0	170.0		3.0	1.20	21900	3	R390-17..
	17	32	15.7	3.9°	1.5	1	4		R390-040A32-17H	32.0	40.0	170.0		3.0	1.20	21900	4	R390-17..

J112 O5 Q5 Q1 Q35 Q16

Fresa de escuadrar CoroMill® 390

Mango cilíndrico

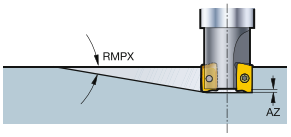

KAPR 90°

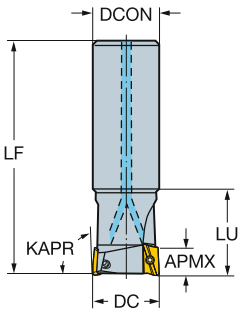

Versión en pulgadas

DC		CZC_{MS}	APMX	RMPX	AZ	CNSC			Código de pedido	Dimensiones, pulg. DCON	DCX	LF	LU	Ft/lbs	Lbs	RPMX	CICT	MIID
.625	11	5/8	.394	10.5°	.039	1	2		RA390-016O16L-11L	.625	.625	5.700	1.375	0.9	0.50	31000	2	R390-11..
.750	11	3/4	.394	5.8°	.039	1	2		RA390-019O19L-11L	.750	.750	6.500	1.625	0.9	0.79	22100	2	R390-11..
.984	17	1	.618	15.5°	.059	1	2		RA390-025O25L-17L	1.000	.984	8.000	2.125	2.2	0.88	12100	2	R390-17..
1.000	11	1	.394	4.9°	.039	1	2		RA390-025O25L-11L	1.000	1.000	8.000	2.125	0.9	1.51	12100	2	R390-11..
	11	1	.394	4.9°	.039	1	3		RA390-025O25L-11M	1.000	1.000	8.000	2.125	0.9	1.51	12100	3	R390-11..
1.250	17	1 1/4	.618	6.7°	.059	1	2		RA390-032O32L-17L	1.250	1.250	9.000	2.625	2.2	2.53	9000	2	R390-17..
	17	1 1/4	.618	6.7°	.059	1		3	RA390-032O32L-17M	1.250	1.250	9.000	2.625	2.2	2.53	9000	3	R390-17..
1.500	17	1 1/4	.618	4.1°	.059	1	2		RA390-038O32L-17L	1.250	1.500	9.000		2.2	2.52	9000	2	R390-17..
	17	1 1/4	.618	4.1°	.059	1		3	RA390-038O32L-17M	1.250	1.500	9.000		2.2	2.52	9000	3	R390-17..

J112 O5 Q5 Q1 Q35 Q16

Fresa de escuadrar CoroMill® 390

Mango cilíndrico

Filo largo

KAPR 90°

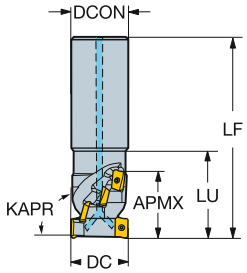

Versión métrica

DC		CZC_{MS}	APMX	CNSC			Código de pedido	Dimensiones, mm DCON	DCX	LF	LU	Nm	Kg	RPMX	CICT	MIID
32.0	11	32	36.0	1	2		R390-032A32-36L	32.0	32.0	112.7	48.0	1.2	0.98	21700	8	R390-11..
	11	25	36.0	1	2		R390-032A25-36L	25.0	32.0	108.7		1.2	0.58	21700	8	R390-11..
40.0	11	40	45.0	1		3	R390-040A40-45M	40.0	40.0	131.5	58.0	1.2	1.45	18900	15	R390-11..

J112 O5 Q5 Q1 Q35 Q16

Fresa de escuadrar CoroMill® 390

Weldon

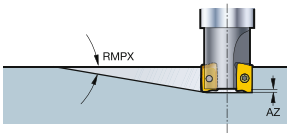

KAPR 90°

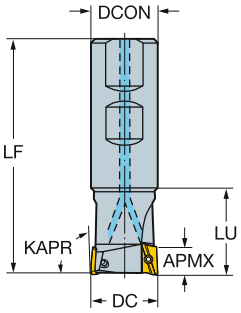

Versión métrica

DC		CZC_{MS}	APMX	RMPX	AZ	CNSC			Código de pedido	Dimensiones, mm DCON	DCX	LF	LU	Nm	Kg	RPMX	CICT	MIID
12.0	11	16	10.0	6.0°	1.0	1	1		R390-012B16-11L	16.0	12.0	68.0	17.2	1.2	0.23	68600	1	R390-11..
16.0	11	16	10.0	10.5°	1.0	1	2		R390-016B16-11L	16.0	16.0	73.0	25.0	1.2	0.22	41500	2	R390-11..
20.0	11	20	10.0	5.5°	1.0	1	2		R390-020B20-11L	20.0	20.0	81.0	25.0	1.2	0.29	34600	2	R390-11..
	11	20	10.0	5.5°	1.0	1	3		R390-020B20-11M	20.0	20.0	81.0	25.0	1.2	0.29	34600	3	R390-11..
25.0	11	25	10.0	5.0°	1.0	1	2		R390-025B25-11L	25.0	25.0	88.0	32.0	1.2	0.41	36500	2	R390-11..
	11	25	10.0	5.0°	1.0	1	3		R390-025B25-11M	25.0	25.0	88.0	32.0	1.2	0.38	36500	3	R390-11..
	11	25	10.0	5.0°	1.0	1	4		R390-025B25-11H	25.0	25.0	88.0	32.0	1.2	0.38	36500	4	R390-11..
	17	25	15.7	15.5°	1.5	1	2		R390-025B25-17L	25.0	25.0	88.0	32.0	3.0	0.41	30800	2	R390-17..
32.0	11	32	10.0	3.6°	1.0	1	2		R390-032B32-11L	32.0	32.0	100.0	40.0	1.2	0.65	31000	2	R390-11..
	11	32	10.0	3.6°	1.0	1		3	R390-032B32-11M	32.0	32.0	100.0	40.0	1.2	0.68	31000	3	R390-11..
	11	32	10.0	3.6°	1.0	1		5	R390-032B32-11H	32.0	32.0	100.0	40.0	1.2	0.65	31000	5	R390-11..
	17	32	15.7	6.7°	1.5	1	2		R390-032B32-17L	32.0	32.0	100.0	40.0	3.0	0.80	25600	2	R390-17..
	17	32	15.7	6.7°	1.5	1		3	R390-032B32-17M	32.0	32.0	100.0	40.0	3.0	0.61	25600	3	R390-17..
40.0	11	32	10.0	2.0°	1.0	1	2		R390-040B32-11L	32.0	40.0	110.0		1.2	0.85	27000	2	R390-11..
	11	32	10.0	2.0°	1.0	1		4	R390-040B32-11M	32.0	40.0	110.0		1.2	0.81	27000	4	R390-11..
	11	32	10.0	2.0°	1.0	1		6	R390-040B32-11H	32.0	40.0	110.0		1.2	0.84	27000	6	R390-11..
	17	32	15.7	3.9°	1.5	1	2		R390-040B32-17L	32.0	40.0	110.0		3.0	0.81	21900	2	R390-17..
	17	32	15.7	3.9°	1.5	1		3	R390-040B32-17M	32.0	40.0	110.0		3.0	0.80	21900	3	R390-17..
	17	32	15.7	3.9°	1.5	1	4		R390-040B32-17H	32.0	40.0	110.0		3.0	0.80	21900	4	R390-17..

J112 O5 Q5 Q1 Q35 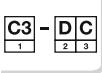 Q16

Fresa de escuadrar CoroMill® 390

Weldon

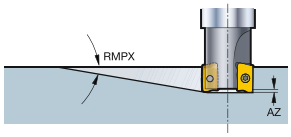

KAPR 90°

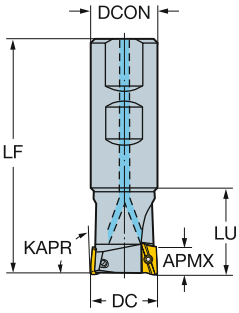

Versión en pulgadas

DC		CZC_{MS}	APMX	RMPX	AZ	CNSC		Código de pedido	Dimensiones, pulg. DCON	DCX	LF	LU	Ft/lbs	Lbs	RPMX	CICT	MIID
.500	11	5/8	.394	5.0°	.039	0	1	RA390-013M16-11L	.625	.500	2.882	.715	0.9	0.49	64400	1	R390-11..
.625	11	3/4	.394	10.5°	.039	0	2	RA390-016M19-11L	.750	.625	3.250	1.020	0.9	0.60	41800	2	R390-11..
.750	11	3/4	.394	5.8°	.039	0	2	RA390-019M19-11L	.750	.750	3.351	1.020	0.9	0.60	35900	2	R390-11..
	11	3/4	.394	5.8°	.039	0	3	RA390-019M19-11M	.750	.750	3.351	1.020	0.9	0.60	35900	3	R390-11..
1.000	11	1	.394	4.9°	.039	0	2	RA390-025M25-11L	1.000	1.000	3.751	1.250	0.9	0.95	36100	2	R390-11..
	11	1	.394	4.9°	.039	0	3	RA390-025M25-11M	1.000	1.000	3.751	1.250	0.9	0.95	36100	3	R390-11..
	11	1	.394	4.9°	.039	0	4	RA390-025M25-11H	1.000	1.000	3.751	1.250	0.9	0.95	36100	4	R390-11..
	11	3/4	.394	4.9°	.039	0	2	RA390-025M19-11L	.750	1.000	3.501		0.9	0.79	36100	2	R390-11..
	11	3/4	.394	4.9°	.039	0	3	RA390-025M19-11M	.750	1.000	3.501		0.9	0.79	36100	3	R390-11..
	11	3/4	.394	4.9°	.039	0	4	RA390-025M19-11H	.750	1.000	3.501		0.9	0.79	36100	4	R390-11..
	17	1	.618	14.0°	.059	0	2	RA390-025M25-17L	1.000	1.000	4.001	1.500	2.2	1.04	30500	2	R390-17..
1.250	11	1 1/4	.394	3.3°	.039	0	2	RA390-032M32-11L	1.250	1.250	3.751	1.350	0.9	1.08	31200	2	R390-11..
	11	1 1/4	.394	3.3°	.039	0	3	RA390-032M32-11M	1.250	1.250	3.751	1.350	0.9	0.99	31200	3	R390-11..
	11	1 1/4	.394	3.3°	.039	0	5	RA390-032M32-11H	1.250	1.250	3.751	1.350	0.9	1.17	31200	5	R390-11..
	17	1 1/4	.618	6.7°	.059	0	2	RA390-032M32-17L	1.250	1.250	4.001	1.580	2.2	1.45	25700	2	R390-17..
	17	1 1/4	.618	6.7°	.059	0	3	RA390-032M32-17M	1.250	1.250	4.001	1.580	2.2	0.99	25700	3	R390-17..
1.500	11	1 1/4	.394	2.2°	.039	0	2	RA390-038M32-11L	1.250	1.500	4.001		0.9	1.69	27800	2	R390-11..
	11	1 1/4	.394	2.2°	.039	0	4	RA390-038M32-11M	1.250	1.500	4.001		0.9	1.69	27800	4	R390-11..
	11	1 1/4	.394	2.2°	.039	0	6	RA390-038M32-11H	1.250	1.500	4.001		0.9	1.69	27800	6	R390-11..
	17	1 1/4	.618	4.1°	.059	0	2	RA390-038M32-17L	1.250	1.500	4.501		2.2	1.69	22700	2	R390-17..
	17	1 1/4	.618	4.1°	.059	0	3	RA390-038M32-17M	1.250	1.500	4.501		2.2	1.69	22700	3	R390-17..
	17	1 1/4	.618	4.1°	.059	0	4	RA390-038M32-17H	1.250	1.500	4.501		2.2	1.69	22700	4	R390-17..

J112 O5 Q5 Q1 Q35 Q16

Fresa de escuadrar CoroMill® 390

Weldon

Filo largo

KAPR 90°

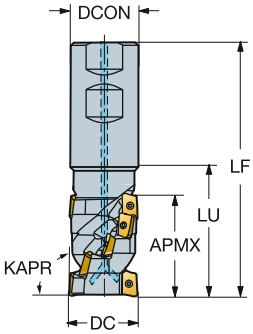

Versión en pulgadas

DC		CZC_{MS}	APMX	CNSC			Código de pedido	Dimensiones, pulg. DCON	DCX	LF	LU	Ft/lbs	Lbs	RPMX	CICT	MIID
1.250	11	1 1/4	1.770	0	2		RA390-032M32-45L	1.250	1.250	4.663	2.259	0.9	2.06	21700	10	R390-11..
1.500	11	1 1/2	2.130	0	2		RA390-038M38-54L	1.500	1.500	5.418	2.633	0.9	3.10	19500	12	R390-11..
	11	1 1/2	2.130	0		3	RA390-038M38-54M	1.500	1.500	5.418	2.633	0.9	3.10	19500	18	R390-11..

J112

O5

Q5

ISO 13399 Q1

CNSC CXSC Q35

C3 - D C Q16

Fresa de escuadrar CoroMill® 390

CoroMill® EH

KAPR 90°

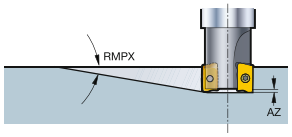

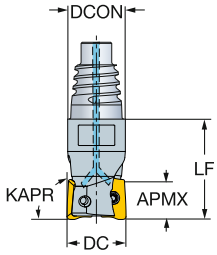

Versión métrica

DC		CZC_{MS}	APMX	RMPX	AZ	CNSC		Código de pedido	Dimensiones, mm DCON	DCX	LF	Nm	Kg	RPMX	CICT	MIID
16.0	11	E16	10.0	10.5°	1.0	1	2	R390-016EH16-11L	15.5	16.0	27.0	1.2	0.03	41500	2	R390-11..
18.0	11	E16	10.0	5.0°	1.0	1	2	R390-018EH16-11L	15.5	18.0	27.0	1.2	0.04	31000	2	R390-11..
20.0	11	E20	10.0	5.5°	1.0	1	2	R390-020EH20-11L	19.3	20.0	30.0	1.2	0.06	34600	2	R390-11..
	11	E20	10.0	5.5°	1.0	1	3	R390-020EH20-11M	19.3	20.0	30.0	1.2	0.06	34600	3	R390-11..
22.0	11	E20	10.0	5.0°	1.0	1	2	R390-022EH20-11L	19.3	22.0	30.0	1.2	0.07	36500	2	R390-11..
	11	E20	10.0	5.0°	1.0	1	3	R390-022EH20-11M	19.3	22.0	30.0	1.2	0.07	36500	3	R390-11..
25.0	11	E25	10.0	5.0°	1.0	1	2	R390-025EH25-11L	24.2	25.0	35.0	1.2	0.12	36400	2	R390-11..
	11	E25	10.0	5.0°	1.0	1	3	R390-025EH25-11M	24.2	25.0	35.0	1.2	0.11	36400	3	R390-11..
	11	E25	10.0	5.0°	1.0	1	4	R390-025EH25-11H	24.2	25.0	35.0	1.2	0.12	36400	4	R390-11..
	17	E25	15.7	15.5°	1.5	1	2	R390-025EH25-17L	24.2	25.0	40.0	3.0	0.12	30800	2	R390-17..
28.0	11	E25	10.0	1.4°	1.0	1	2	R390-028EH25-11L	24.2	28.0	35.0	1.2	0.13	31000	2	R390-11..
	11	E25	10.0	2.4°	1.0	1	3	R390-028EH25-11M	24.2	28.0	35.0	1.2	0.13	31000	3	R390-11..
32.0	11	E25	10.0	3.6°	1.0	1	2	R390-032EH25-11L	24.2	32.0	35.0	1.2	0.15	31000	2	R390-11..
	11	E25	10.0	3.6°	1.0	1	3	R390-032EH25-11M	24.2	32.0	35.0	1.2	0.13	31000	3	R390-11..
	11	E25	10.0	3.6°	1.0	1	5	R390-032EH25-11H	24.2	32.0	35.0	1.2	0.13	31000	5	R390-11..
	17	E25	15.7	6.7°	1.5	1	2	R390-032EH25-17L	24.2	32.0	40.0	3.0	0.15	25600	2	R390-17..
	17	E25	15.7	6.7°	1.5	1	3	R390-032EH25-17M	24.2	32.0	40.0	3.0	0.14	25600	3	R390-17..

J112 O5 Q5 Q1 Q35 Q16

Fresa de escuadrar CoroMill® 390

CoroMill® EH

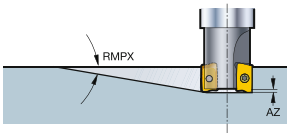

KAPR 90°

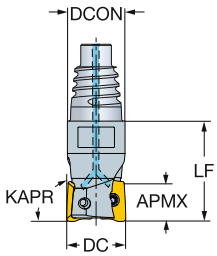

Versión en pulgadas

DC		CZC_{MS}	APMX	RMPX	AZ	CNSC			Código de pedido	Dimensiones, pulg. DCON	DCX	LF	Ft/lbs	Lbs	RPMX	CICT	MIID
.625	11	E16	.394	10.5°	.039	1	2		RA390-016EH16-11L	.610	.625	1.063	0.9	0.07	41800	2	R390-11..
.750	11	E20	.394	5.5°	.039	1	2		RA390-019EH20-11L	.728	.750	1.181	0.9	0.12	35900	2	R390-11..
	11	E20	.394	5.5°	.039	1	3		RA390-019EH20-11M	.728	.750	1.181	0.9	0.12	35900	3	R390-11..
1.000	11	E25	.394	4.9°	.039	1	2		RA390-025EH25-11L	.965	1.000	1.378	0.9	0.26	36100	2	R390-11..
	11	E25	.394	4.9°	.039	1	3		RA390-025EH25-11M	.965	1.000	1.378	0.9	0.24	36100	3	R390-11..
	11	E25	.394	4.9°	.039	1	4		RA390-025EH25-11H	.965	1.000	1.378	0.9	0.26	36100	4	R390-11..
	17	E25	.618	14.0°	.059	1	2		RA390-025EH25-17L	.965	1.000	1.575	2.2	0.26	30500	2	R390-17..
1.250	11	E25	.394	3.3°	.039	1	2		RA390-032EH25-11L	.965	1.250	1.378	0.9	0.29	31200	2	R390-11..
	11	E25	.394	3.3°	.039	1		3	RA390-032EH25-11M	.965	1.250	1.378	0.9	0.29	31200	3	R390-11..
	11	E25	.394	3.3°	.039	1		5	RA390-032EH25-11H	.965	1.250	1.378	0.9	0.29	31200	5	R390-11..
	17	E25	.618	6.7°	.059	1	2		RA390-032EH25-17L	.965	1.250	1.575	2.2	0.33	25700	2	R390-17..
	17	E25	.618	6.7°	.059	1		3	RA390-032EH25-17M	.965	1.250	1.575	2.2	0.33	25700	3	R390-17..

J112

O5

Q5

Q1

Q35

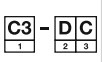 Q16

Fresa de escuadrar CoroMill® 390

Acoplamiento roscado

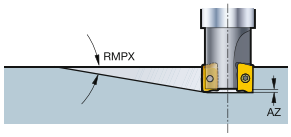

KAPR 90°

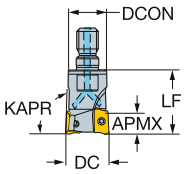

Versión métrica

DC		CZC_{MS}	APMX	RMPX	AZ	CNSC		Código de pedido	Dimensiones, mm DCON	DCX	LF	Nm	Kg	RPMX	CICT	MIID
16.0	11	M8	10.0	10.5°	1.0	0	2	R390-16T08-11L	12.8	16.0	25.0	1.2	0.20	10900	2	R390-11..
20.0	11	M10	10.0	5.5°	1.0	1	2	R390-20T10-11L	17.8	20.0	30.0	1.2	0.18	9900	2	R390-11..
	11	M10	10.0	5.5°	1.0	1	3	R390-20T10-11M	17.8	20.0	30.0	1.2	0.20	9900	3	R390-11..
25.0	11	M12	10.0	5.0°	1.0	1	2	R390-25T12-11L	20.8	25.0	35.0	1.2	0.20	8100	2	R390-11..
	11	M12	10.0	5.0°	1.0	1	3	R390-25T12-11M	20.8	25.0	35.0	1.2	0.20	8100	3	R390-11..
32.0	11	M16	10.0	3.6°	1.0	1	2	R390-32T16-11L	28.8	32.0	45.0	1.2	0.39	9100	2	R390-11..
	11	M16	10.0	3.6°	1.0	1	3	R390-32T16-11M	28.8	32.0	45.0	1.2	0.39	9100	3	R390-11..
35.0	11	M16	10.0	3.0°	1.0	1	2	R390-35T16-11L	28.8	35.0	45.0	1.2	0.39	9100	2	R390-11..
	11	M16	10.0	3.0°	1.0	1	3	R390-35T16-11M	28.8	35.0	45.0	1.2	0.39	9100	3	R390-11..
40.0	11	M16	10.0	2.0°	1.0	1	2	R390-40T16-11L	28.8	40.0	45.0	1.2	0.44	9100	2	R390-11..
	11	M16	10.0	2.0°	1.0	1	4	R390-40T16-11M	28.8	40.0	45.0	1.2	0.39	9100	4	R390-11..
42.0	11	M16	10.0	1.9°	1.0	1	2	R390-42T16-11L	28.8	42.0	45.0	1.2	0.44	9100	2	R390-11..
	11	M16	10.0	1.9°	1.0	1	4	R390-42T16-11M	28.8	42.0	45.0	1.2	0.39	9100	4	R390-11..

J112 O5 Q5 Q1 Q35 Q16

Fresa de escuadrar CoroMill® 390

Acoplamiento roscado

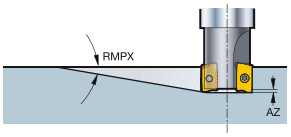

KAPR 90°

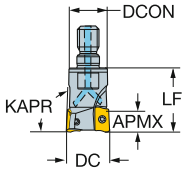

Versión en pulgadas

DC		CZC_{MS}	APMX	RMPX	AZ	CNSC		Código de pedido	Dimensiones, pulg. DCON	DCX	LF	Ft/lbs	Lbs	RPMX	CICT	MIID
.625	11	M8	.394	10.5°	.039	0	2	RA390-16T08-11L	.504	.625	.906	0.9	0.40	10900	2	R390-11..
.750	11	M10	.394	5.8°	.039	1	2	RA390-19T10-11L	.701	.750	1.134	0.9	0.30	9900	2	R390-11..
1.000	11	M12	.394	4.9°	.039	1	2	RA390-25T12-11L	.819	1.000	1.378	0.9	0.49	8100	2	R390-11..
	11	M12	.394	4.9°	.039	1	3	RA390-25T12-11M	.819	1.000	1.378	0.9	1.35	8100	3	R390-11..
1.250	11	M16	.394	3.6°	.039	1	2	RA390-32T16-11L	1.134	1.250	1.693	0.9	0.79	9100	2	R390-11..
	11	M16	.394	3.6°	.039	1	3	RA390-32T16-11M	1.134	1.250	1.693	0.9	0.79	9100	3	R390-11..
1.500	11	M16	.394	2.2°	.039	1	2	RA390-38T16-11L	1.134	1.500	1.693	0.9	0.89	9100	2	R390-11..
	11	M16	.394	2.2°	.039	1	4	RA390-38T16-11M	1.134	1.500	1.693	0.9	0.79	9100	4	R390-11..

J112

O5

Q5

Q1

Q35

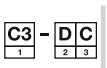 Q16

Fresa de escuadrar CoroMill® 390 antivibratoria

Coromant Capto®

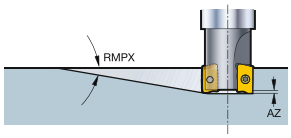

KAPR

SilentTools®

90°

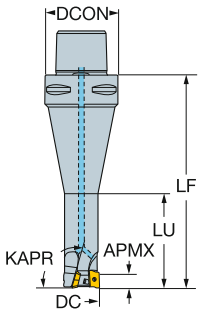

Versión métrica

DC		CZC_{MS}	APMX	RMPX	AZ	CNSC		Código de pedido	Dimensiones, mm DCON	DCX	LF	LU	Nm	Kg	RPMX	CICT	MIID
20.0	11	C6	10.0	5.5°	1.0	1	2	R390D-020C6-11L165	63.0	20.0	165.0	60.0	1.2	1.48	20000	2	R390-11..
	11	C5	10.0	5.5°	1.0	1	2	R390D-020C5-11L125	50.0	20.0	125.0	100.0	1.2	0.65	21000	2	R390-11..
25.0	11	C6	10.0	5.0°	1.0	1	4	R390D-025C6-11H165	63.0	25.0	165.0	75.0	1.2	1.61	20000	4	R390-11..
	11	C5	10.0	5.0°	1.0	1	4	R390D-025C5-11H150	50.0	25.0	150.0	125.0	1.2	0.83	20000	4	R390-11..
32.0	11	C5	10.0	3.6°	1.0	1	4	R390D-032C5-11M165	50.0	32.0	165.0	140.0	1.2	1.20	26000	4	R390-11..
	11	C6	10.0	3.6°	1.0	1	4	R390D-032C6-11M165	63.0	32.0	165.0	96.0	1.2	1.93	20000	4	R390-11..
40.0	11	C6	10.0	2.0°	1.0	1	6	R390D-040C6-11H165	63.0	40.0	165.0	120.0	1.2	1.93	20000	6	R390-11..

J112 O5 Q5 Q1 Q35 Q16

Fresa de escuadrar CoroMill® 390 antivibratoria

Mango cilíndrico

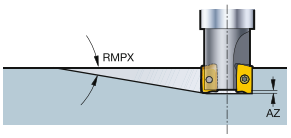

KAPR

SilentTools®

90°

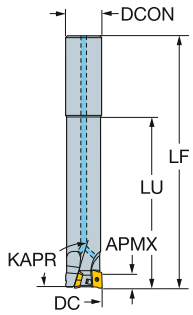

Versión métrica

DC		CZC_{MS}	APMX	RMPX	AZ	CNSC			Código de pedido	Dimensiones, mm DCON	DCX	LF	LU	Nm	Kg	RPMX	CICT	MIID
20.0	11	20	10.0	5.5°	1.0	1	2		R390D-020A20-11L	20.0	20.0	170.0	100.0	1.2	0.39	30000	2	R390-11..
25.0	11	25	10.0	5.0°	1.0	1		4	R390D-025A25-11H	25.0	25.0	195.0	125.0	1.2	0.59	23000	4	R390-11..
32.0	11	32	10.0	3.6°	1.0	1		4	R390D-032A32-11M	32.0	32.0	235.0	160.0	1.2	1.20	17000	4	R390-11..

J112

O5

Q5

ISO 13399 Q1

CNSC CXSC Q35

C3 – D C Q16

Plaquita CoroMill® 690 para fresado

KRINS 90° 690..E-SL

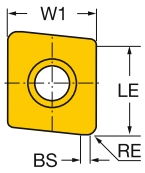

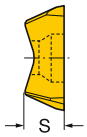

90° 690..P-SL

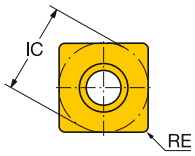

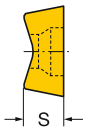

Plaquita del extremo

		RE	BS	Código de pedido	S 1030	S 2040	S S30T	S S40T	W1	LE	S
Ligero	10E	0.8	1.0	690-100508M-E-SL	☆	☆	☆	☆	10.0	10.0	5.20
		.031	.039						.394	.394	.205
		1.2	1.0	690-100512M-E-SL	☆	☆	☆	☆	10.0	10.0	5.20
		.047	.039						.394	.394	.205
		1.6	1.0	690-100516M-E-SL	☆	☆	☆	☆	10.0	10.0	5.20
		.063	.039						.394	.394	.205
		2.0	1.0	690-100520M-E-SL	☆	☆	☆	☆	10.0	10.0	5.20
		.079	.039						.394	.394	.205
		2.4	1.0	690-100524M-E-SL	☆	☆	☆	☆	10.0	10.0	5.20
		.094	.039						.394	.394	.205
		3.1	1.0	690-100531M-E-SL	☆	☆	☆	☆	10.0	10.0	5.20
		.122	.039						.394	.394	.205
	14E	0.8	1.0	690-140608M-E-SL	☆	☆	☆	☆	14.5	14.7	6.35
		.031	.039						.571	.581	.250
		1.2	1.0	690-140612M-E-SL	☆	☆	☆	☆	14.5	14.7	6.35
		.047	.039						.571	.581	.250
		1.6	1.0	690-140616M-E-SL	☆	☆	☆	☆	14.5	14.7	6.35
		.063	.039						.571	.581	.250
		2.0	1.0	690-140620M-E-SL	☆	☆	☆	☆	14.5	14.7	6.35
		.079	.039						.571	.581	.250
		2.4	1.0	690-140624M-E-SL	☆	☆	☆	☆	14.5	14.7	6.35
		.094	.039						.571	.581	.250
		3.1	1.0	690-140631M-E-SL	☆	☆	☆	☆	14.5	14.7	6.35
		.122	.039						.571	.581	.250
		4.0	1.0	690-140640M-E-SL	☆	☆	☆	☆	14.5	15.2	6.35
		.157	.039						.571	.600	.250
		5.0	1.0	690-140650M-E-SL	☆	☆	☆	☆	14.5	15.7	6.35
		.197	.039						.571	.620	.250
		6.0	1.0	690-140660M-E-SL	☆	☆	☆	☆	14.5	16.5	6.35
		.236	.039						.571	.650	.250
		6.4	1.0	690-140664M-E-SL	☆	☆	☆	☆	14.5	16.7	6.35
		.250	.039						.571	.659	.250

Plaquita periférica

	RE	Código de pedido	S 1030	S 2040	S S30T	S S40T	IC	LE	S
Ligero	10P	1.0	690-100510M-P-SL	☆	☆	☆	☆	10.0	9.0	5.20
		.039						.394	.354	.205
	14P	1.0	690-140610M-P-SL	☆	☆	☆	☆	14.5	13.5	6.35
		.039						.571	.531	.250

J474 J508 Q1 Q17

Fresa de escuadrar CoroMill® 690

Coromant Capto®

Filo largo

KAPR 90°

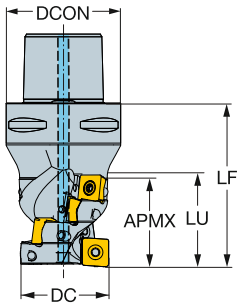

Versión métrica

DC			CZC_{MS}	APMX	CNSC			Código de pedido	Dimensiones, mm DCON	DCX	LF	LU	Nm	Kg	RPMX	$CICT_E$	$MIID_E$	$CICT_P$	$MIID_P$
40.0	10E	10P	C6	46.0	1	2		690-040C6-1046H	63.0	40.0	83.0	49.0	3.0	0.80	5000	2	690-100508M-E-SL	10	690-100510M-P-SL
	10E	10P	C6	53.0	1	2		690-040C6-1053H	63.0	40.0	95.0	55.0	3.0	1.03	5000	2	690-100508M-E-SL	10	690-100510M-P-SL
44.0	10E	10P	C4	46.0	1	3		690-044C4-1046H	40.0	44.0	82.0		3.0	0.80	5000	3	690-100508M-E-SL	15	690-100510M-P-SL
50.0	10E	10P	C5	53.0	1	3		690-050C5-1053H	50.0	50.0	90.0	70.0	3.0	1.03	5000	3	690-100508M-E-SL	18	690-100510M-P-SL
	14E	14P	C6	49.0	1	2		690-050C6-1449L	63.0	50.0	90.0	52.0	5.0	1.26	5000	2	690-140608M-E-SL	6	690-140610M-P-SL
54.0	10E	10P	C5	53.0	1	3		690-054C5-1053H	50.0	54.0	90.0		3.0	1.26	5000	3	690-100508M-E-SL	18	690-100510M-P-SL
	14E	14P	C5	61.0	1	3		690-054C5-1461H	50.0	54.0	97.0		5.0	1.02	5000	3	690-140608M-E-SL	12	690-140610M-P-SL
63.0	10E	10P	C6	60.0	1		3	690-063C6-1060M	63.0	63.0	100.0	78.0	3.0	2.10	5000	3	690-100508M-E-SL	21	690-100510M-P-SL
	14E	14P	C6	61.0	1	3		690-063C6-1461H	63.0	63.0	103.0	79.0	5.0	2.10	5000	3	690-140608M-E-SL	12	690-140610M-P-SL
	10E	10P	C6	112.0	1	4		690-063C6-10112H	63.0	63.0	156.0	134.0	3.0	2.90	5000	4	690-100508M-E-SL	56	690-100510M-P-SL
66.0	10E	10P	C6	53.0	1		3	690-066C6-1053M	63.0	66.0	95.0		3.0	2.10	5000	3	690-100508M-E-SL	18	690-100510M-P-SL
	14E	14P	C6	49.0	1	3		690-066C6-1449H	63.0	66.0	90.0		5.0	2.10	5000	3	690-140608M-E-SL	9	690-140610M-P-SL
	10E	10P	C6	105.0	1	4		690-066C6-10105H	63.0	66.0	150.0		3.0	4.60	5000	4	690-100508M-E-SL	52	690-100510M-P-SL
	10E	10P	C6	53.0	1	4		690-066C6-1053H	63.0	66.0	92.0		3.0	2.10	5000	4	690-100508M-E-SL	24	690-100510M-P-SL
80.0	14E	14P	C8	73.0	1		3	690-080C8-1473M	80.0	80.0	128.0	98.0	5.0	4.60	5000	3	690-140608M-E-SL	15	690-140610M-P-SL
	14E	14P	C8	73.0	1	4		690-080C8-1473H	80.0	80.0	128.0	92.0	5.0	4.60	5000	4	690-140608M-E-SL	20	690-140610M-P-SL
	10E	10P	C8	105.0	1	5		690-080C8-10105H	80.0	80.0	153.0	120.0	3.0	4.60	5000	5	690-100508M-E-SL	65	690-100510M-P-SL
84.0	14E	14P	C8	61.0	1		3	690-084C8-1461L	80.0	84.0	112.0		5.0	4.60	5000	3	690-140608M-E-SL	12	690-140610M-P-SL
	14E	14P	C8	61.0	1		4	690-084C8-1461M	80.0	84.0	110.0		5.0	4.60	5000	4	690-140608M-E-SL	16	690-140610M-P-SL
	14E	14P	C8	84.0	1	5		690-084C8-1484H	80.0	84.0	132.0		5.0	5.00	5000	5	690-140608M-E-SL	30	690-140610M-P-SL
100.0	14E	14P	C8	73.0	1		3	690-100C8-1473L	80.0	100.0	124.0		5.0	6.50	5000	3	690-140608M-E-SL	15	690-140610M-P-SL
	14E	14P	C8	108.0	1	4		690-100C8-14108M	80.0	100.0	160.0		5.0	6.50	5000	4	690-140608M-E-SL	32	690-140610M-P-SL
	14E	14P	C10	73.0	1		4	690-100C10-1473M	100.0	100.0	130.0	90.0	5.0	6.80	5000	4	690-140608M-E-SL	16	690-140610M-P-SL

J144 O5 Q1 Q35 Q16

Fresa de escuadrar CoroMill® 690

Coromant Capto®

Filo largo

KAPR 90°

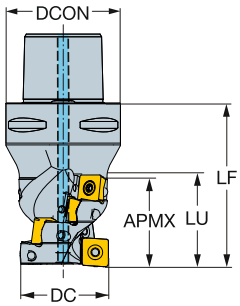

Versión en pulgadas

DC			CZC_{MS}	APMX	CNSC			Código de pedido	Dimensiones, pulg. DCON	DCX	LF	LU	Nm	Kg	RPMX	$CICT_E$	$MIID_E$	$CICT_P$	$MIID_P$
1.500	10E	10P	C6	1.811	1	2		A690-038C6-1046H	2.480	1.500	3.268	1.890	2.2	1.5	5000	2	690-100508M-E-SL	10	690-100510M-P-SL
2.000	10E	10P	C5	2.362	1	3		A690-051C5-1060H	1.969	2.000	3.937		2.2	2.4	5000	3	690-100508M-E-SL	21	690-100510M-P-SL
	14E	14P	C6	1.929	1	2		A690-051C6-1449H	2.480	2.000	3.543	2.126	3.6	2.4	5000	2	690-140608M-E-SL	9	690-140610M-P-SL
	10E	10P	C6	4.134	1	3		A690-051C6-10105H	2.480	2.000	5.906	4.213	2.2	3.6	5000	3	690-100508M-E-SL	39	690-100510M-P-SL
2.500	10E	10P	C6	2.362	1		3	A690-063C6-1060M	2.480	2.500	4.016	3.150	2.2	3.6	5000	3	690-100508M-E-SL	21	690-100510M-P-SL
	14E	14P	C6	2.402	1	3		A690-063C6-1461H	2.480	2.500	4.016	2.953	3.6	3.6	5000	3	690-140608M-E-SL	12	690-140610M-P-SL
	10E	10P	C6	2.362	1	4		A690-063C6-1060H	2.480	2.500	3.937	3.032	2.2	3.6	5000	4	690-100508M-E-SL	28	690-100510M-P-SL
3.000	14E	14P	C6	2.874	1	4		A690-076C6-1473H	2.480	3.000	4.803		3.6	6.9	5000	4	690-140608M-E-SL	20	690-140610M-P-SL
	10E	10P	C6	2.953	1	5		A690-076C6-1075H	2.480	3.000	4.567		2.2	6.9	5000	5	690-100508M-E-SL	45	690-100510M-P-SL
	10E	10P	C10	4.134	1	4		A690-076C10-10105M	3.937	3.000	6.496	4.252	2.2	33.9	5000	4	690-100508M-E-SL	52	690-100510M-P-SL
4.000	14E	14P	C8	2.874	1		3	A690-101C8-1473L	3.150	4.000	4.882		3.6	11.6	5000	3	690-140608M-E-SL	12	690-140610M-P-SL

J144 O5 Q1 Q35 Q16

Fresa de escuadrar CoroMill® 690

En eje

Filo largo

STDNO ISO 6462:2011
KAPR 90°



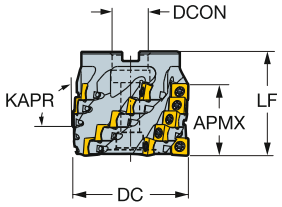

Versión métrica

DC			CZC_{MS}	APMX	CNSC			Código de pedido	Dimensiones, mm DCON	ISO	DCX	LF	Nm	Kg	RPMX	$CICT_E$	$MIID_E$	$CICT_P$	$MIID_P$
50.0	10E	10P	22	46.0	0	3		690-050Q22-1046H	22.0	A	50.0	75.0	3.0	9.00	5000	3	690-100508M-E-SL	15	690-100510M-P-SL
63.0	10E	10P	27	46.0	0		3	690-063Q27-1046M	27.0	A	63.0	80.0	3.0	1.54	5000	3	690-100508M-E-SL	15	690-100510M-P-SL
	14E	14P	27	49.0	0	3		690-063Q27-1449H	27.0	A	63.0	80.0	5.0	1.03	5000	3	690-140608M-E-SL	9	690-140610M-P-SL
80.0	14E	14P	32	61.0	0		3	690-080Q32-1461M	32.0	A	80.0	98.0	5.0	4.60	5000	3	690-140608M-E-SL	12	690-140610M-P-SL
100.0	14E	14P	32	61.0	0	5		690-100Q32-1461H	32.0	A	100.0	90.0	5.0	6.20	5000	5	690-140608M-E-SL	20	690-140610M-P-SL

Versión en pulgadas

DC			CZC_{MS}	APMX	CNSC			Código de pedido	Dimensiones, pulg. DCON	ISO	DCX	LF	Nm	Kg	RPMX	$CICT_E$	$MIID_E$	$CICT_P$	$MIID_P$
2.000	10E	10P	3/4	1.811	0	3		A690-051R19-1046H	.750	A	2.000	2.992	2.2	2.2	5000	3	690-100508M-E-SL	15	690-100510M-P-SL
3.000	14E	14P	1 1/4	2.402	0		3	A690-076R31-1461M	1.250	A	3.000	3.740	3.6	10.1	5000	3	690-140608M-E-SL	12	690-140610M-P-SL
	10E	10P	1 1/4	4.134	0	5		A690-076R31-10105H	1.250	A	3.000	5.906	2.2	6.9	5000	5	690-100508M-E-SL	65	690-100510M-P-SL
4.000	14E	14P	1 1/2	2.874	0		3	A690-101R38-1473L	1.500	A	4.000	4.252	3.6	11.4	5000	3	690-140608M-E-SL	15	690-140610M-P-SL

J144
O5
ISO 13399 Q1
CNSC CXSC Q35
C3 – D C Q16

Fresa de escuadrar CoroMill® 690

HSK

Filo largo

KAPR 90°

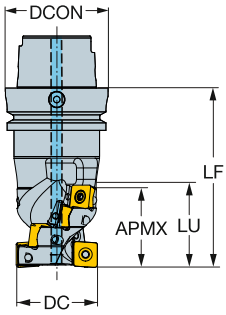

Versión métrica

DC			CZC_{MS}	APMX	CNSC		Código de pedido	Dimensiones, mm DCON	DCX	LF	LU	Nm	Kg	RPMX	$CICT_E$	$MIID_E$	$CICT_P$	$MIID_P$
40.0	10E	10P	63	46.0	1	2	690-040HA06-1046H	63.0	40.0	104.0	48.0	3.0	1.26	5000	2	690-100508M-E-SL	10	690-100510M-P-SL
50.0	14E	14P	63	49.0	1	2	690-050HA06-1449L	63.0	50.0	110.0	52.0	5.0	1.54	5000	2	690-140608M-E-SL	6	690-140610M-P-SL
63.0	10E	10P	63	60.0	1	3	690-063HA06-1060M	63.0	63.0	120.0	94.0	3.0	2.10	5000	3	690-100508M-E-SL	21	690-100510M-P-SL
	10E	10P	125	105.0	1	4	690-063HA12-10105H	125.0	63.0	180.0	110.0	3.0	6.80	5000	4	690-100508M-E-SL	52	690-100510M-P-SL
80.0	10E	10P	100	105.0	1	4	690-080HA10-10105M	100.0	80.0	180.0	110.0	3.0	6.10	5000	4	690-100508M-E-SL	52	690-100510M-P-SL
	14E	14P	125	84.0	1	4	690-080HA12-1484H	125.0	80.0	162.0	88.0	5.0	7.50	5000	4	690-140608M-E-SL	24	690-140610M-P-SL
100.0	10E	10P	100	105.0	1	4	690-100HA10-10105M	100.0	100.0	180.0	151.0	3.0	8.00	5000	4	690-100508M-E-SL	52	690-100510M-P-SL
	14E	14P	125	108.0	1	5	690-100HA12-14108M	125.0	100.0	185.0	112.0	5.0	8.00	5000	5	690-140608M-E-SL	40	690-140610M-P-SL

Versión en pulgadas

DC			CZC_{MS}	APMX	CNSC		Código de pedido	Dimensiones, pulg. DCON	DCX	LF	LU	Nm	Kg	RPMX	$CICT_E$	$MIID_E$	$CICT_P$	$MIID_P$
3.000	10E	10P	100	4.134	1	4	A690-076HA10-10105M	3.937	3.000	7.087	4.331	2.2	11.5	5000	4	690-100508M-E-SL	52	690-100510M-P-SL
	14E	14P	125	3.307	1	3	A690-076HA12-1484M	4.921	3.000	6.378	3.543	3.6	11.6	5000	3	690-140608M-E-SL	18	690-140610M-P-SL
4.000	14E	14P	100	2.874	1	3	A690-101HA10-1473L	3.937	4.000	5.433		3.6	11.6	5000	3	690-140608M-E-SL	12	690-140610M-P-SL
	14E	14P	125	2.874	1	4	A690-101HA12-1496M	4.921	4.000	6.496	3.937	3.6	11.4	5000	4	690-140608M-E-SL	28	690-140610M-P-SL

J144 O5 Q1 Q35 Q16

Plaquita CoroMill® Century para fresado

KRINS 90°
R/L590..H..L

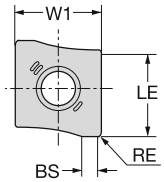

90°
R/L590..H..W

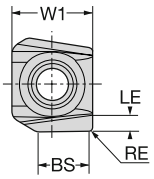

			RE	BS	Código de pedido	P		M	K	N	S	Dimensiones, mm, pulg.		
						1020	1030	1030	1020	H10	1030	W1	LE	S
Ligero		11	0.4	2.0	R590-110504H-NL					☆		11.5	11.0	5.00
			.016	.079								.453	.433	.197
			0.8	1.7	R590-110508H-KL				☆			11.5	11.0	5.00
			.031	.067								.453	.433	.197
			0.8	1.7	R590-110508H-PL		☆					11.5	11.0	5.00
			.031	.067								.453	.433	.197
		11	0.4	7.0	R590-110504H-KTW	☆			☆			11.5	11.0	5.00
			.016	.276								.453	.433	.197
			0.4	7.0	R590-110504H-NW					☆		11.5	11.0	5.00
			.016	.276								.453	.433	.197
			0.4	7.0	R590-110504H-PTW		☆	☆			☆	11.5	11.0	5.00
			.016	.276								.453	.433	.197
			0.8	7.0	R590-110508H-KW				☆			11.5	11.0	5.00
			.031	.276								.453	.433	.197
			0.8	7.0	R590-110508H-PW		☆					11.5	11.0	5.00
			.031	.276								.453	.433	.197

Q5 J474 J508 Q1 Q17

Plaquita CoroMill® Century para fresado

Materiales de corte avanzados

KRINS

90°
R/L590..H-Z..-KL / R/L590..H-Z..-KW

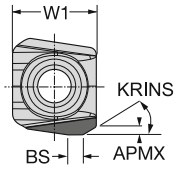

90°
R590..PR2-KM

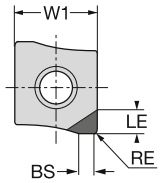

90°
R590..PR2-KW

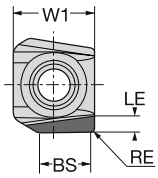

90°
R590..PR5-KM

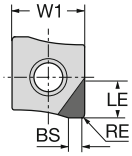

		SSC	RE	KCH	CHW	BS	Código de pedido	K CB50	H CB50	Dimensiones, mm, pulg. W1	LE	S
		11		30°	1.0	5.9	**R/L590-1105H-ZC2-KW**	☆	☆	11.5	3.0	5.00
					.058	*.233*				*.453*	*.118*	*.197*
Ligero		11		30°	1.0	2.3	**R/L590-1105H-ZC2-KL**	☆	☆	11.5	3.0	5.00
					.039	*.092*				*.453*	*.118*	*.197*
		11	0.8			7.1	**R590-110508H-PR2-KW**	☆		11.5	2.0	5.00
			.031			*.280*				*.453*	*.079*	*.197*
Medio		11	0.8			1.5	**R590-110508H-PR2-KM**	☆		11.5	2.0	5.00
			.031			*.059*				*.453*	*.079*	*.197*
		11	0.8			1.5	**R590-110508H-PR5-KM**	☆		11.5	5.0	5.00
			.031			*.059*				*.453*	*.197*	*.197*

Q5 J474 J508 Q1 Q17

Plaquita CoroMill® Century para fresado

Materiales de corte avanzados

KRINS 90°
R/L590..H-P..-NL

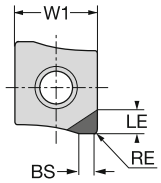

90°
R/L590..H-P..-NW / R/L590..H-R..-NW

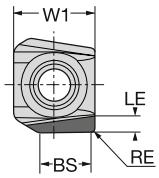

		SSC	RE	KCH	CHW	BS	Código de pedido	N CD10	Dimensiones, mm, pulg. W1	LE	S
		11		45°	1.0	6.3	L590-1105H-RC2-NW	☆	11.5	3.0	5.00
					.039	*.248*			*.453*	*.118*	*.197*
				45°	0.1	7.0	L590-1105H-RS2-NW	☆	11.5	3.0	5.00
					.004	*.276*			*.453*	*.118*	*.197*
			0.4			6.8	R/L590-1105H-RR2-NW	☆	11.5	3.0	5.00
			.016			*.268*			*.453*	*.118*	*.197*
Ligero		11		45°	1.0	1.5	R/L590-1105H-PC2-NL	☆	11.5	3.0	5.00
					.039	*.059*			*.453*	*.118*	*.197*
				45°	1.0	1.5	R/L590-1105H-PC5-NL	☆	11.5	6.0	5.00
					.039	*.059*			*.453*	*.236*	*.197*
			0.4		0.0	2.2	R/L590-1105H-PR2-NL	☆	11.5	3.0	5.00
			.016		*.000*	*.087*			*.453*	*.118*	*.197*
			0.4		0.0	2.2	R/L590-1105H-PR5-NL	☆	11.5	6.0	5.00
			.016		*.000*	*.087*			*.453*	*.236*	*.197*
				45°	0.1	2.2	R/L590-1105H-PS2-NL	☆	11.5	3.0	5.00
					.004	*.087*			*.453*	*.118*	*.197*
				45°	0.1	2.2	R/L590-1105H-PS5-NL	☆	11.5	6.0	5.00
					.004	*.087*			*.453*	*.236*	*.197*
		11		45°	1.2	6.0	R590-1105H-RC2-NW	☆	11.5	3.0	5.00
					.047	*.236*			*.453*	*.118*	*.197*
				45°	0.3	7.0	R590-1105H-RS2-NW	☆	11.5	3.0	5.00
					.010	*.276*			*.453*	*.118*	*.197*

Q5 J474 J508 Q1 Q17

Fresa de escuadrar CoroMill® Century

Coromant Capto®

KAPR 90°

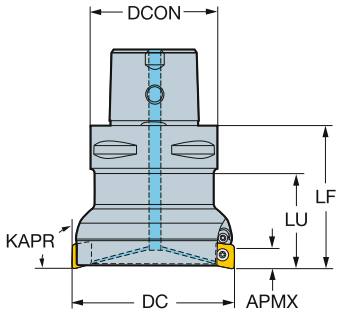

Versión métrica

DC		CZC_{MS}	APMX	CNSC		Código de pedido	Dimensiones, mm DCON	DCX	LF	LU	Nm	Kg	RPMX	CICT	MIID
40.0	11	C3	11.0	1	3	**R590-040C3-11M**	32.0	40.0	55.0	40.0	3.0	0.65	48000	3	R590-1105..
	11	C4	11.0	1	3	**R590-040C4-11M**	40.0	40.0	63.0	40.0	3.0	0.41	39000	3	R590-1105..
50.0	11	C5	11.0	1	1	**R590-050C5-11M**	50.0	50.0	63.0	40.0	3.0	0.70	28000	1	R590-1105..
63.0	11	C5	11.0	1	5	**R590-063C5-11M**	50.0	63.0	63.0	40.0	3.0	1.20	28000	5	R590-1105..
80.0	11	C6	11.0	1	6	**R590-080C6-11M**	63.0	80.0	71.0		3.0	1.96	20000	6	R590-1105..

J149 O5 Q1 Q35 Q16

Fresa de escuadrar CoroMill® Century

En eje

STDNO ISO 6462:2011
KAPR 90°



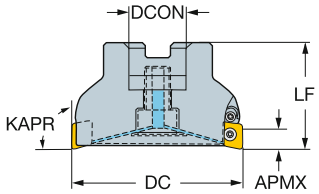

Versión métrica

DC		CZC_{MS}	APMX	CNSC		Código de pedido	Dimensiones, mm DCON	ISO	DBC	DCX	LF	Nm	Kg	RPMX	CICT	MIID
50.0	11	22	11.0	1	4	R590-050Q22S-11M	22.0	A		50.0	40.0	3.0	0.60	41600	4	R590-1105..
63.0	11	22	11.0	1	5	R590-063Q22S-11M	22.0	A		63.0	40.0	3.0	0.80	35100	5	R590-1105..
80.0	11	27	11.0	1	6	R590-080Q27A-11M	27.0	A		80.0	50.0	3.0	1.50	27500	6	R590-1105..
	11	27	11.0	1	6	R590-080Q27S-11M	27.0	A		80.0	50.0	3.0	1.50	27500	6	R590-1105..
100.0	11	32	11.0	1	6	R590-100Q32S-11M	32.0	B		100.0	50.0	3.0	2.16	23800	6	R590-1105..
	11	32	11.0	1	6	R590-100Q32A-11M	32.0	B		100.0	50.0	3.0	1.20	23800	6	R590-1105..
125.0	11	40	11.0	1	8	R590-125Q40S-11M	40.0	B		125.0	63.0	3.0	3.34	20700	8	R590-1105..
	11	40	11.0	1	8	R590-125Q40A-11M	40.0	B		125.0	63.0	3.0	1.96	20700	8	R590-1105..
160.0	11	40S	11.0	1	10	R590-160Q40A-11M	40.0	C	66.7	160.0	63.0	3.0	2.40	17900	10	R590-1105..
	11	40S	11.0	1	10	R590-160Q40S-11M	40.0	C	66.7	160.0	63.0	3.0	5.64	17900	10	R590-1105..
200.0	11	60	11.0	0	16	R590-200Q60A-11M	60.0	C	101.6	200.0	63.0	3.0	7.60	15700	16	R590-1105..
	11	60	11.0	0	16	R590-200Q60S-11M	60.0	C	101.6	200.0	63.0	3.0	7.30	15700	16	R590-1105..

J149 O5 Q1 Q35 Q16

Fresa de escuadrar CoroMill® Century

En eje



STDNO ISO 6462:2011
KAPR 90°

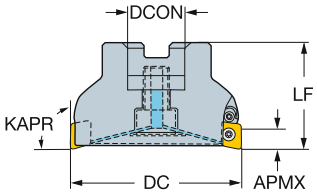

Versión en pulgadas

DC		CZC_{MS}	APMX	CNSC		Código de pedido	Dimensiones, pulg. DCON	ISO	DBC	DCX	LF	Ft/lbs	Lbs	RPMX	CICT	MIID
2.000	11	3/4	.433	1	4	RA590-051R19S-11M	.750	A		2.000	1.575	2.2	0.44	41100	4	R590-1105..
2.500	11	3/4	.433	1	5	RA590-063R19S-11M	.750	A		2.500	1.575	2.2	1.69	34900	5	R590-1105..
3.000	11	1	.433	1	6	RA590-076R25A-11M	1.000	A		3.000	1.969	2.2	1.70	28400	6	R590-1105..
	11	1	.433	1	6	RA590-076R25S-11M	1.000	A		3.000	1.969	2.2	3.12	28400	6	R590-1105..
4.000	11	1 1/2	.433	1	6	RA590-102R38A-11M	1.500	B		4.000	2.480	2.2	3.12	23500	6	R590-1105..
	11	1 1/2	.433	1	6	RA590-102R38S-11M	1.500	B		4.000	2.480	2.2	5.72	23500	6	R590-1105..
5.000	11	1 1/2	.433	1	8	RA590-127R38A-11M	1.500	B		5.000	2.480	2.2	3.96	20500	8	R590-1105..
	11	1 1/2	.433	1	8	RA590-127R38S-11M	1.500	B		5.000	2.480	2.2	8.36	20500	8	R590-1105..
6.000	11	1 1/2	.433	1	10	RA590-152R38A-11M	1.500	B		6.000	2.480	2.2	5.72	18400	10	R590-1105..
	11	1 1/2	.433	1	10	RA590-152R38S-11M	1.500	B		6.000	2.480	2.2	18.48	18400	10	R590-1105..
8.000	11	2 1/2	.433	0	16	RA590-203R63A-11M	2.500	C	4.000	8.000	2.480	2.2	18.70	15600	16	R590-1105..
	11	2 1/2	.433	0	16	RA590-203R63S-11M	2.500	C	4.000	8.000	2.480	2.2	18.48	15600	16	R590-1105..

J149 O5 Q1 Q35 Q16

Fresa de escuadrar CoroMill® Century

En eje

KAPR 90°



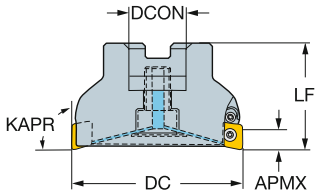

Versión CIS

DC		CZC_{MS}	APMX	CNSC		Código de pedido	Dimensiones, mm DCON	DBC	DCX	LF	Nm	Kg	RPMX	CICT	MIID
80.0	11	1	11.0	1	6	RA590-080J25S-11M	25.4		80.0	50.0	3.0	1.42	27500	6	R590-1105..
	11	1	11.0	1	6	RA590-080J25A-11M	25.4		80.0	50.0	3.0	0.94	27500	6	R590-1105..
100.0	11	1 1/4	11.0	1	6	RA590-100J31A-11M	31.8		100.0	63.0	3.0	1.15	23800	6	R590-1105..
	11	1 1/4	11.0	1	6	RA590-100J31S-11M	31.8		100.0	63.0	3.0	2.60	23800	6	R590-1105..
125.0	11	1 1/2	11.0	1	8	RA590-125J38A-11M	38.1		125.0	63.0	3.0	1.80	20700	8	R590-1105..
	11	1 1/2	11.0	1	8	RA590-125J38S-11M	38.1		125.0	63.0	3.0	3.80	20700	8	R590-1105..
160.0	11	1 1/2	11.0	1	10	RA590-160J38A-11M	38.1		160.0	63.0	3.0	2.60	17900	10	R590-1105..
	11	1 1/2	11.0	1	10	RA590-160J38S-11M	38.1		160.0	63.0	3.0	8.40	17900	10	R590-1105..
200.0	11	1 7/8	11.0	1	16	RA590-200J47A-11M	47.6	66.7	200.0	63.0	3.0	8.40	15700	16	R590-1105..
	11	1 7/8	11.0	1	16	RA590-200J47S-11M	47.6	66.7	200.0	63.0	3.0	8.50	15700	16	R590-1105..

J149

O5

ISO 13399 Q1

CNSC CXSC Q35

C3 – D C Q16

Fresa de escuadrar CoroMill® Century

HSK

KAPR 90°

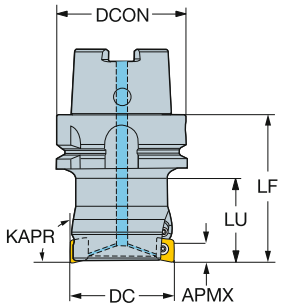

Versión métrica

DC		CZC_{MS}	APMX	CNSC		Código de pedido	Dimensiones, mm DCON	DCX	LF	LU	Nm	Kg	RPMX	CICT	MIID
40.0	11	63	11.0	1	3	**R590-040HA06-11M**	63.0	40.0	71.0	40.0	3.0	0.80	20000	3	R590-1105..
50.0	11	63	11.0	1	4	**R590-050HA06-11M**	63.0	50.0	71.0	40.0	3.0	1.00	20000	4	R590-1105..
63.0	11	63	11.0	1	5	**R590-063HA06-11M**	63.0	63.0	71.0	40.0	3.0	1.30	25000	5	R590-1105..
	11	80	11.0	1	5	**R590-063HA08-11M**	80.0	63.0	80.0	50.0	3.0	2.00	16000	5	R590-1105..
80.0	11	80	11.0	1	6	**R590-080HA08-11M**	80.0	80.0	80.0	50.0	3.0	2.70	16000	6	R590-1105..
	11	63	11.0	1	6	**R590-080HA06-11M**	63.0	80.0	71.0		3.0	1.50	20000	6	R590-1105..
100.0	11	63	11.0	1	6	**R590-100HA06-11M**	63.0	100.0	80.0		3.0	1.96	20000	6	R590-1105..
	11	80	11.0	1	6	**R590-100HA08-11M**	80.0	100.0	80.0		3.0	3.00	16000	6	R590-1105..
125.0	11	80	11.0	1	8	**R590-125HA08-11M**	80.0	125.0	80.0		3.0	4.10	16000	8	R590-1105..

J149
O5
ISO 13399 Q1
CNSC CXSC Q35
C3 – D C Q16

SANDVIK Coromant

Plaquita para fresado CoroMill® 790

KRINS 90°

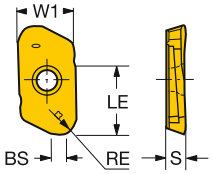

			RE	BS	Código de pedido	P		M		N	S		H	Dimensiones, mm, pulg.		
						1010	1030	1010	1030	H13A	1010	1030	1010	W1	LE	S
Ligero		16	0.5	1.0	R790-160405PH-NL					☆				11.0	16.0	4.00
			.020	*.039*										*.433*	*.630*	*.157*
			0.8	1.0	R790-160408PH-NL					☆				11.0	16.0	4.00
			.031	*.039*										*.433*	*.630*	*.157*
			1.6	1.0	R790-160416PH-NL					☆				11.0	16.0	4.00
			.063	*.039*										*.433*	*.630*	*.157*
			2.0	1.0	R790-160420PH-NL					☆				11.0	16.0	4.00
			.079	*.039*										*.433*	*.630*	*.157*
			2.4	1.0	R790-160424PH-NL					☆				11.0	16.0	4.00
			.094	*.039*										*.433*	*.630*	*.157*
			3.1	1.0	R790-160431PH-NL					☆				11.0	16.0	4.00
			.122	*.039*										*.433*	*.630*	*.157*
			4.0	1.0	R790-160440PH-NL					☆				11.0	16.0	4.00
			.157	*.039*										*.433*	*.630*	*.157*
			5.0		R790-160450PH-NL					☆				11.0	16.0	4.00
			.197											*.433*	*.630*	*.157*
		16	0.8	1.0	R790-160408PH-PL	☆	☆	☆	☆		☆	☆	☆	11.0	12.0	4.00
			.031	*.039*										*.433*	*.472*	*.157*
			1.6	1.0	R790-160416PH-PL		☆		☆			☆		11.0	12.0	4.00
			.063	*.039*										*.433*	*.472*	*.157*
			2.0	1.0	R790-160420PH-PL		☆		☆			☆		11.0	12.0	4.00
			.079	*.039*										*.433*	*.472*	*.157*
			3.1	1.0	R790-160431PH-PL		☆		☆			☆		11.0	12.0	4.00
			.122	*.039*										*.433*	*.472*	*.157*
			4.0	1.0	R790-160440PH-PL		☆		☆			☆		11.0	12.0	4.00
			.157	*.039*										*.433*	*.472*	*.157*
			5.0		R790-160450PH-PL		☆		☆			☆		11.0	12.0	4.00
			.197											*.433*	*.472*	*.157*
		22	0.8	1.0	R790-220508PH-PL	☆	☆	☆	☆		☆	☆	☆	16.0	18.0	5.00
			.031	*.039*										*.630*	*.709*	*.197*
			1.6	1.0	R790-220516PH-PL		☆		☆			☆		16.0	18.0	5.00
			.063	*.039*										*.630*	*.709*	*.197*
			2.0	1.0	R790-220520PH-PL		☆		☆			☆		16.0	18.0	5.00
			.079	*.039*										*.630*	*.709*	*.197*
			3.1	1.0	R790-220531PH-PL		☆		☆			☆		16.0	18.0	5.00
			.122	*.039*										*.630*	*.709*	*.197*
			4.0	1.0	R790-220540PH-PL		☆		☆			☆		16.0	18.0	5.00
			.157	*.039*										*.630*	*.709*	*.197*
			5.0	1.0	R790-220550PH-PL		☆		☆			☆		16.0	18.0	5.00
			.197	*.039*										*.630*	*.709*	*.197*
			6.4		R790-220564PH-PL		☆		☆			☆		16.0	18.0	5.00
			.252											*.630*	*.709*	*.197*

J474 J508 Q1 Q17

Plaquita para fresado CoroMill® 790

KRINS 90°

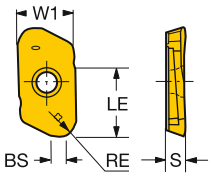

			RE	BS	Código de pedido	P 1010	P 1030	M 1010	M 1030	N H13A	S 1010	S 1030	H 1010	Dimensiones, mm, pulg. W1	LE	S
Medio		16	0.5	1.0	R790-160405PH-NM					☆				11.0	12.0	4.00
			.020	*.039*										*.433*	*.472*	*.157*
			0.8	1.0	R790-160408PH-NM					☆				11.0	12.0	4.00
			.031	*.039*										*.433*	*.472*	*.157*
			1.6	1.0	R790-160416PH-NM					☆				11.0	12.0	4.00
			.063	*.039*										*.433*	*.472*	*.157*
			2.0	1.0	R790-160420PH-NM					☆				11.0	12.0	4.00
			.079	*.039*										*.433*	*.472*	*.157*
			2.4	1.0	R790-160424PH-NM					☆				11.0	12.0	4.00
			.094	*.039*										*.433*	*.472*	*.157*
			3.1	1.0	R790-160431PH-NM					☆				11.0	12.0	4.00
			.122	*.039*										*.433*	*.472*	*.157*
			4.0	1.0	R790-160440PH-NM					☆				11.0	12.0	4.00
			.157	*.039*										*.433*	*.472*	*.157*
			5.0		R790-160450PH-NM					☆				11.0	12.0	4.00
			.197											*.433*	*.472*	*.157*
		22	0.5	1.0	R790-220505PH-NM					☆				16.0	18.0	5.00
			.020	*.039*										*.630*	*.709*	*.197*
			0.8	1.0	R790-220508PH-NM					☆				16.0	18.0	5.00
			.031	*.039*										*.630*	*.709*	*.197*
			1.6	1.0	R790-220516PH-NM					☆				16.0	18.0	5.00
			.063	*.039*										*.630*	*.709*	*.197*
			2.0	1.0	R790-220520PH-NM					☆				16.0	18.0	5.00
			.079	*.039*										*.630*	*.709*	*.197*
			3.1	1.0	R790-220531PH-NM					☆				16.0	18.0	5.00
			.122	*.039*										*.630*	*.709*	*.197*
			4.0	1.0	R790-220540PH-NM					☆				16.0	18.0	5.00
			.157	*.039*										*.630*	*.709*	*.197*
			5.0	1.0	R790-220550PH-NM					☆				16.0	18.0	5.00
			.197	*.039*										*.630*	*.709*	*.197*
			6.4		R790-220564PH-NM					☆				16.0	18.0	5.00
			.252											*.630*	*.709*	*.197*

J474 J508 Q1 Q17

Fresa de escuadrar CoroMill® 790

Coromant Capto®

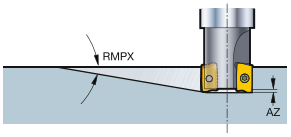

KAPR 90°

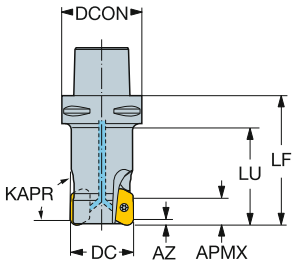

Versión métrica

DC		CZC_{MS}	APMX	RMPX	AZ	CNSC		Código de pedido	Dimensiones, mm DCON	DCX	LF	LU	Nm	Kg	RPMX	CICT	MIID
25.0	16	C5	12.0	19.0°	2.0	1	2	R790-025C5S2-16L	50.0	25.0	74.0	50.0	3.0	0.84	28000	2	R790-1604..
32.0	16	C5	12.0	13.0°	2.0	1	3	R790-032C5S2-16M	50.0	32.0	88.0	64.0	3.0	1.06	28000	3	R790-1604..
36.0	16	C3	12.0	11.0°	2.0	1	2	R790-036C3S1-16L	32.0	36.0	67.0		3.0	0.80	45600	2	R790-1604..
	16	C3	12.0	11.0°	0.0	1	4	R790-036C3S1-16H	32.0	36.0	67.0		3.0	0.72	44560	4	R790-1604..
40.0	16	C5	12.0	9.0°	2.0	1	3	R790-040C5S1-16M	50.0	40.0	82.0	60.0	3.0	0.86	28000	3	R790-1604..
	16	C4	12.0	9.0°	2.0	1	3	R790-040C4S1-16M	40.0	40.0	62.0	40.0	3.0	0.54	39000	3	R790-1604..
	22	C4	18.0	18.0°	3.0	1	2	R790-040C4S2-22M	40.0	40.0	80.0	58.0	5.0	0.83	37500	2	R790-2205..
44.0	16	C4	12.0	8.0°	2.0	1	3	R790-044C4S1-16M	40.0	44.0	81.0		3.0	1.05	39000	3	R790-1604..
	16	C4	12.0	8.0°	0.0	1	5	R790-044C4S1-16H	40.0	44.0	81.0		3.0	1.69	39000	5	R790-1604..
	22	C4	18.0	16.0°	3.0	1	2	R790-044C4S1-22M	40.0	44.0	66.0		5.0	0.80	28000	2	R790-2205..
	22	C4	18.0	16.0°	0.0	1	3	R790-044C4S1-22H	40.0	44.0	66.0		5.0	0.73	28000	3	R790-2205..
50.0	16	C5	12.0	7.0°	0.0	1	4	R790-050C5S1-16H	50.0	50.0	97.0	75.0	3.0	1.50	28000	4	R790-1604..
	22	C5	18.0	13.0°	3.0	1	2	R790-050C5S1-22L	50.0	50.0	66.0	44.0	5.0	1.08	28000	2	R790-2205..
	22	C5	18.0	13.0°	3.0	1	2	R790-050C5S2-22L	50.0	50.0	100.0	78.0	5.0	1.50	28000	2	R790-2205..
	22	C5	18.0	13.0°	3.0	1	3	R790-050C5S2-22M	50.0	50.0	100.0	78.0	5.0	1.20	20000	3	R790-2205..
54.0	16	C5	12.0	6.0°	2.0	1	3	R790-054C5S1-16M	50.0	54.0	81.0		3.0	1.50	28000	3	R790-1604..
	16	C5	12.0	6.0°	0.0	1	6	R790-054C5S1-16H	50.0	54.0	81.0		3.0	1.58	28000	6	R790-1604..
	22	C5	18.0	12.0°	3.0	1	3	R790-054C5S2-22M	50.0	54.0	66.0		5.0	0.80	28000	3	R790-2205..
	22	C5	18.0	12.0°	0.0	1	4	R790-054C5S2-22H	50.0	54.0	66.0		5.0	1.58	28000	4	R790-2205..
63.0	22	C6	18.0	9.0°	3.0	1	3	R790-063C6S1-22M	63.0	63.0	66.0	42.0	5.0	1.76	20000	3	R790-2205..
	22	C6	18.0	9.0°	3.0	1	3	R790-063C6S2-22M	63.0	63.0	126.0	102.0	5.0	1.50	14000	3	R790-2205..
66.0	16	C6	12.0	4.0°	0.0	1	7	R790-066C6S1-16H	63.0	66.0	75.0		3.0	1.78	20000	7	R790-1604..
	22	C6	18.0	9.0°	3.0	1	3	R790-066C6S1-22M	63.0	66.0	66.0		5.0	1.95	20000	3	R790-2205..
	22	C6	18.0	9.0°	0.0	1	5	R790-066C6S1-22H	63.0	66.0	66.0		5.0	1.78	20000	5	R790-2205..
80.0	22	C8	18.0	7.0°	3.0	1	3	R790-080C8S1-22M	80.0	80.0	120.0	88.0	5.0	4.66	14000	3	R790-2205..
	22	C8	18.0	7.0°	0.0	1	4	R790-080C8S1-22H	80.0	80.0	120.0	88.0	5.0	4.60	16000	4	R790-2205..
84.0	16	C8	12.0	2.0°	0.0	1	9	R790-084C8S1-16H	80.0	84.0	75.0		3.0	3.54	14000	9	R790-1604..
	22	C8	18.0	6.0°	0.0	1	4	R790-084C8S1-22H	80.0	84.0	84.0		5.0	4.80	14000	4	R790-2205..
	22	C8	18.0	5.0°	0.0	1	6	R790-084C8S1-22HX	80.0	84.0	84.0		5.0	3.54	14000	6	R790-2205..
100.0	22	C8	18.0	3.0°	3.0	1	4	R790-100C8S1-22M	80.0	100.0	85.0		5.0	6.50	14000	4	R790-2205..
	22	C8	18.0	4.0°	0.0	1	7	R790-100C8S1-22H	80.0	100.0	85.0		5.0	3.90	14000	7	R790-2205..

J157

O5

Q5

Q1

Q35

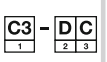 Q16

Fresa de escuadrar CoroMill® 790

Coromant Capto®

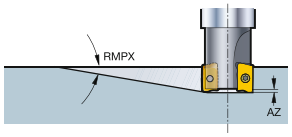

KAPR 90°

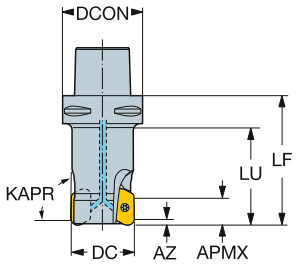

Versión en pulgadas

DC		CZC_{MS}	APMX	RMPX	AZ	CNSC		Código de pedido	Dimensiones, pulg. DCON	DCX	LF	LU	Ft/lbs	Lbs	RPMX	CICT	MIID
1.500	16	C5	.472	10.0°	.079	1	3	RA790-038C5S2-16M	1.969	1.500	3.450	2.500	2.2	2.07	39000	3	R790-1604..
	22	C4	.709	19.0°	.118	1	2	RA790-038C4S2-22M	1.575	1.500	3.000	2.130	3.7	1.69	37500	2	R790-2205..
2.000	16	C5	.472	7.0°	.079	1	3	RA790-050C5S1-16M	1.969	2.000	2.900	2.000	2.2	2.07	28000	3	R790-1604..
	16	C5	.472	7.0°	.000	1	4	RA790-050C5S1-16H	1.969	2.000	2.900	2.000	2.2	3.11	28000	4	R790-1604..
	22	C5	.709	13.0°	.118	1	2	RA790-050C5S1-22L	1.969	2.000	2.598	1.661	3.7	2.53	20000	2	R790-2205..
	22	C5	.709	13.0°	.118	1	2	RA790-050C5S2-22L	1.969	2.000	4.000	3.130	3.7	3.12	28000	2	R790-2205..
	22	C5	.709	13.0°	.118	1	3	RA790-050C5S1-22M	1.969	2.000	2.598	1.661	3.7	2.07	20000	3	R790-2205..
	22	C5	.709	13.0°	.118	1	3	RA790-050C5S2-22M	1.969	2.000	4.000	3.130	3.7	3.12	20000	3	R790-2205..
	22	C6	.709	13.0°	.118	1	3	RA790-050C6S2-22M	2.480	2.000	4.000	3.130	3.7	2.53	20000	3	R790-2205..
3.000	22	C8	.709	7.5°	.118	1	3	RA790-076C8S2-22M	3.150	3.000	6.000	4.740	3.7	1.98	14000	3	R790-2205..

J157 O5 Q5 Q1 Q35 Q16

Fresa de escuadrar CoroMill® 790

En eje

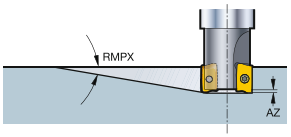

STDNO ISO 6462:2011
KAPR 90°

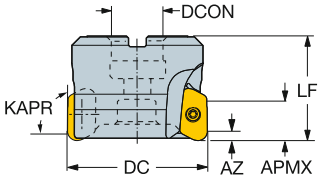

Versión métrica

DC		CZC_{MS}	APMX	RMPX	CNSC		Código de pedido	Dimensiones, mm DCON	ISO	DCX	LF	Nm	Kg	RPMX	CICT	MIID
50.0	16	22	12.0	7.0°	0	4	R790-050Q22S1-16H	22.0	A	50.0	50.0	3.0	0.80	36700	4	R790-1604..

Versión en pulgadas

DC		CZC_{MS}	APMX	RMPX	AZ	CNSC		Código de pedido	Dimensiones, pulg. DCON	ISO	DCX	LF	Ft/lbs	Lbs	RPMX	CICT	MIID
2.000	16	3/4	.472	7.0°	.079	0	3	RA790-050R19S1-16M	.750	A	2.000	1.580	2.2	1.45	28000	3	R790-1604..
2.500	22	1	.709	9.0°	.118	0	3	RA790-063R25S1-22M	1.000	A	2.500	2.250	3.7	1.98	24400	3	R790-2205..
3.000	22	1	.709	7.5°	.118	0	3	RA790-076R25S1-22M	1.000	A	3.000	2.250	3.7	2.50	24400	3	R790-2205..
4.000	22	1 1/2	.709	2.5°	.118	0	4	RA790-101R38S1-22M	1.500	B	4.000	2.480	3.7	5.72	20000	4	R790-2205..
5.000	22	1 1/2	.709	1.5°	.000	0	5	RA790-127R38S1-22H	1.500	B	5.000	2.480	3.7	8.14	20000	5	R790-2205..

J157

O5

Q5

Q1

Q35

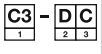 Q16

Fresa de escuadrar CoroMill® 790

Mango cilíndrico

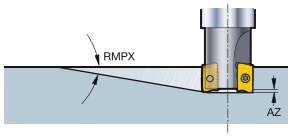

KAPR 90°

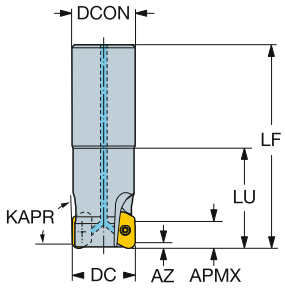

Versión métrica

DC		CZC_{MS}	APMX	RMPX	AZ	CNSC		Código de pedido	Dimensiones, mm DCON	DCX	LF	LU	Nm	Kg	RPMX	CICT	MIID
25.0	16	25	12.0	19.0°	2.0	1	2	R790-025A25S2-16L	25.0	25.0	125.0	50.0	3.0	0.59	60300	2	R790-1604..
32.0	16	32	12.0	13.0°	2.0	1	2	R790-032A32S2-16L	32.0	32.0	127.0	64.0	3.0	1.00	49600	2	R790-1604..
	16	32	12.0	13.0°	2.0	1	3	R790-032A32S1-16M	32.0	32.0	125.0	35.0	3.0	1.20	49600	3	R790-1604..
40.0	16	32	12.0	9.0°	2.0	1	2	R790-040A32S2-16L	32.0	40.0	150.0		3.0	1.50	42500	2	R790-1604..
	16	32	12.0	9.0°	2.0	1	3	R790-040A32S1-16M	32.0	40.0	150.0		3.0	1.20	42500	3	R790-1604..

Versión en pulgadas

DC		CZC_{MS}	APMX	RMPX	AZ	CNSC		Código de pedido	Dimensiones, pulg. DCON	DCX	LF	LU	Ft/lbs	Lbs	RPMX	CICT	MIID
1.000	16	1	.472	19.0°	.079	1	2	RA790-025O25S2-16L	1.000	1.000	6.000	2.000	2.2	1.45	60300	2	R790-1604..
1.250	16	1	.472	13.0°	.079	1	2	RA790-032O25S2-16L	1.000	1.250	6.500		2.2	2.07	49900	2	R790-1604..
	16	1	.472	13.0°	.079	1	3	RA790-032O25S1-16M	1.000	1.250	5.250		2.2	1.69	49900	3	R790-1604..
1.500	16	1 1/4	.472	10.0°	.079	1	3	RA790-038O32S1-16M	1.250	1.500	5.250		2.2	2.53	43900	3	R790-1604..
	22	1 1/4	.709	19.0°	.118	1	2	RA790-038O32S2-22M	1.250	1.500	5.118		3.7	2.07	37500	2	R790-2205..
2.000	22	1 1/4	.709	13.0°	.118	1	2	RA790-050O32S2-22L	1.250	2.000	6.500		3.7	3.96	31400	2	R790-2205..

J157

O5

Q5

ISO 13399 Q1

CNSC CXSC Q35

C3 – D C Q16

SANDVIK Coromant

Fresa de escuadrar CoroMill® 790

Weldon

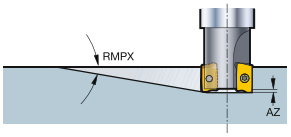

KAPR 90°

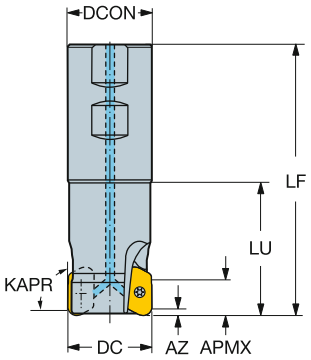

Versión métrica

DC		CZC_{MS}	APMX	RMPX	AZ	CNSC		Código de pedido	Dimensiones, mm DCON	DCX	LF	LU	Nm	Kg	RPMX	CICT	MIID
25.4	16	1	12.0	19.0°	2.0	1	2	RA790-025M25S2-16L	25.4	25.4	101.6	38.1	3.0	0.47	60300	2	R790-1604..
31.7	16	1 1/4	12.0	13.0°	2.0	1	2	RA790-032M32S2-16L	31.8	31.8	101.6	38.1	3.0	0.94	49900	2	R790-1604..
38.1	16	1 1/4	12.0	10.0°	2.0	1	2	RA790-038M32S2-16L	31.8	38.1	114.3		3.0	0.94	43900	2	R790-1604..
	22	1 1/2	18.0	19.0°	3.0	1	2	RA790-038M38S2-22M	38.1	38.1	160.3	82.3	5.0	1.42	37500	2	R790-2205..
50.8	22	1 1/4	18.0	13.0°	3.0	1	2	RA790-050M32S2-22L	31.8	50.8	124.2		5.0	1.80	31400	2	R790-2205..

J157 O5 Q5 Q1 Q35 Q16

Fresa de escuadrar CoroMill® 790

HSK

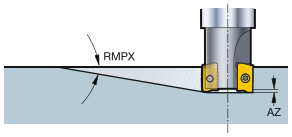

KAPR 90°

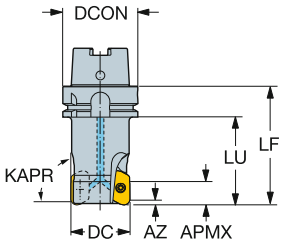

Versión métrica

DC		CZC_{MS}	APMX	RMPX	AZ	CNSC		Código de pedido	Dimensiones, mm DCON	DCX	LF	LU	Nm	Kg	RPMX	CICT	MIID
25.0	16	63	12.0	19.0°	2.0	1	2	R790-025HA06S2-16L	63.0	25.0	81.0	50.0	3.0	1.20	20000	2	R790-1604..
32.0	16	63	12.0	13.0°	2.0	1	3	R790-032HA06S2-16M	63.0	32.0	92.0	61.0	3.0	1.50	20000	3	R790-1604..
40.0	16	63	12.0	9.0°	2.0	1	3	R790-040HA06S2-16M	63.0	40.0	111.0	80.0	3.0	1.69	20000	3	R790-1604..
50.0	16	63	12.0	7.0°	2.0	1	3	R790-050HA06S1-16M	63.0	50.0	104.0	75.0	3.0	1.95	20000	3	R790-1604..
	22	63	18.0	13.0°	3.0	1	3	R790-050HA06S2-22M	63.0	50.0	100.0	70.0	5.0	1.70	20000	3	R790-2205..

Versión en pulgadas

DC		CZC_{MS}	APMX	RMPX	AZ	CNSC		Código de pedido	Dimensiones, pulg. DCON	DCX	LF	LU	Ft/lbs	Lbs	RPMX	CICT	MIID
2.000	22	63	.709	13.0°	.118	1	3	RA790-050HA06S2-22M	2.480	2.000	4.000	2.980	3.7	2.54	20000	3	R790-2205..

J157 O5 Q5 Q1 Q35 Q16

SANDVIK Coromant

Plaquita AUTO FS para fresado

KRINS 90° SBEN

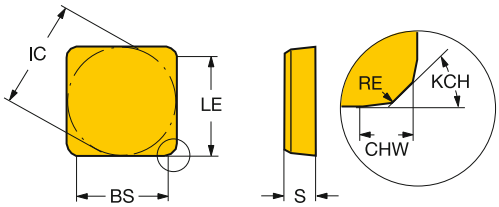

90° SBEX-11

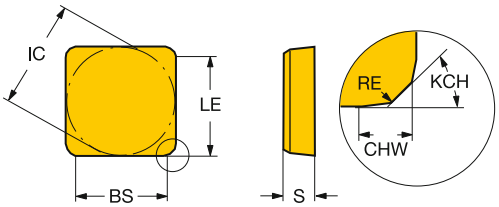

			RE	KCH	CHW	BS	Código de pedido	P	K					N	H	Dimensiones, mm, pulg. IC	LE	S
								3040	3040	3220	3330	K15W	K20W	K15W	3040			
		12	0.5	45°	0.6	0.7	**SBEX 12 03 ZZ-11**				☆					12.7	8.0	3.18
			.020		*.022*	*.028*										*.500*	*.315*	*.125*
Ligero		12	0.5	45°	1.2	10.3	**SBEN 12 03 ZZ**			☆	☆	☆	☆	☆		12.7	8.0	3.18
			.020		*.047*	*.406*										*.500*	*.315*	*.125*
			0.5	45°	1.2	10.3	**SBEN 12 04 ZZ**			☆	☆	☆	☆	☆		12.7	8.0	4.76
			.020		*.047*	*.406*										*.500*	*.315*	*.187*
		12	0.5	45°	0.6	0.7	**SBEX 12 04 ZZ-11**	☆	☆	☆	☆	☆	☆	☆	☆	12.7	8.0	4.76
			.020		*.022*	*.028*										*.500*	*.315*	*.187*

J474 J508 Q1 Q17

Fresa para escuadrar Auto FS

En eje

STDNO ISO 6462:2011
KAPR 90°

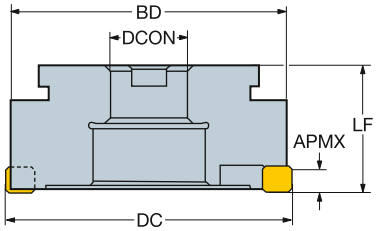

Versión métrica

DC		CZC_{MS}	APMX	CNSC		Código de pedido	Dimensiones, mm DCON	ISO	DBC	DBC_1	DBC_2	DCX	LF	Nm	Kg	RPMX	CICT	MIID
125.0	12	40	8.0	0	20	R/L262.4-125A-15	40.0	B				125.0	63.0	8.0	5.40	2200	20	SBAN 1204ZZ
160.0	12	40	8.0	0	26	R/L262.4-160A-15	40.0	B				160.0	63.0	8.0	9.30	1950	26	SBAN 1204ZZ
200.0	12	60	8.0	0	32	R/L262.4-200A-15	60.0	C	101.6			200.0	63.0	8.0	14.10	1750	32	SBAN 1204ZZ
250.0	12	60	8.0	0	32	R262.4-250A-15	60.0	C	101.6			250.0	63.0	8.0	8.00	1550	32	SBAN 1204ZZ
315.0	12	60	8.0	0	32	R262.4-315A-15	60.0	C		101.6	177.8	315.0	63.0	8.0	13.00	1400	32	SBAN 1204ZZ
400.0	12	60	8.0	0	40	R/L262.4-400A-15	60.0	C		101.6	177.8	400.0	63.0	8.0	1.00	1250	40	SBAN 1204ZZ
500.0	12	60	8.0	0	48	R262.4-500A-15	60.0	C		101.6	177.8	500.0	63.0	8.0	2.00	1100	48	SBAN 1204ZZ

Versión en pulgadas

DC		CZC_{MS}	APMX	CNSC		Código de pedido	Dimensiones, mm DCON	ISO	DBC	DBC_1	DBC_2	DCX	LF	Ft/lbs	Lbs	RPMX	CICT	MIID
4.921	12	1 1/2	.320	0	20	R/LA262.4-125A-15	1.500	B				4.921	2.375	5.9	15.4	2200	20	SBAN 1204ZZ
6.299	12	1 1/2	.320	0	26	R/LA262.4-160A-15	1.500	B				6.299	2.375	5.9	22.0	1950	26	SBAN 1204ZZ
7.874	12	2 1/2	.320	0	32	R/LA262.4-200A-15	2.500	C	4.000			7.874	2.375	5.9	30.9	1750	32	SBAN 1204ZZ
9.843	12	2 1/2	.320	0	32	R/LA262.4-250A-15	2.500	C	4.000			9.843	2.480	5.9	39.7	1550	32	SBAN 1204ZZ
12.402	12	2 1/2	.320	0	32	R/LA262.4-315A-15	2.500	C		4.000	7.000	12.402	2.480	5.9	72.8	1400	32	SBAN 1204ZZ
15.748	12	2 1/2	.320	0	40	R/LA262.4-400A-15	2.500	C		4.000	7.000	15.748	2.480	5.9	121.3	1250	40	SBAN 1204ZZ
19.685	12	2 1/2	.320	0	48	R/LA262.4-500A-15	2.500	C		4.000	7.000	19.685	2.480	5.9	198.4	1100	48	SBAN 1204ZZ

J165
O5
ISO 13399 Q1
CNSC CXSC Q35

Fresa para escuadrar Auto FS

Montaje Cap

KAPR 90°

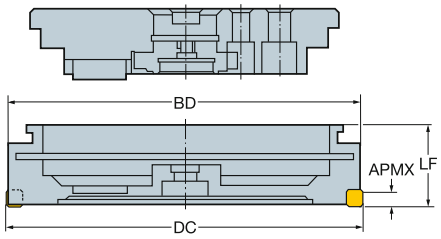

Versión métrica

DC		CZC_{MS}	APMX	CNSC		Código de pedido	Dimensiones, mm DCON	DCX	LF	Nm	Kg	RPMX	CICT	MIID
250.0	12	250	8.1	0	32	R/L262.42-250A-15	250.0	250.0	63.0	8.0	15.00	1550	32	SBAN 1204ZZ
315.0	12	315	8.1	0	32	R/L262.42-315A-15	315.0	315.0	63.0	8.0	18.00	1400	32	SBAN 1204ZZ
355.0	12	355	8.1	0	40	R/L262.42-355A-15	355.0	355.0	63.0	8.0	38.00	1300	40	SBAN 1204ZZ
400.0	12	400	8.1	0	40	R/L262.42-400A-15	400.0	400.0	63.0	8.0	23.00	1250	40	SBAN 1204ZZ
500.0	12	500	8.1	0	48	R/L262.42-500A-15	500.0	500.0	63.0	8.0	37.00	1100	48	SBAN 1204ZZ

J165

O5

ISO 13399 Q1

CNSC CXSC Q35

Plaquita de filo largo T-Max® para fresado

KRINS 90° LDHT

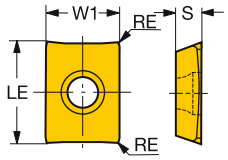

90° LEHT/LEHW

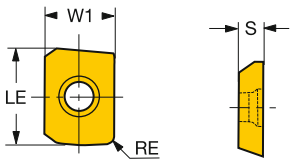

		RE	Código de pedido	P 1025	P 1030	M 1025	N 1025	N B28C	S 1025	S 1030	H 1025	Dimensiones, mm, pulg. W1	LE	S
		18 1.6	LEHW 18 04 16R-2	☆		☆	☆		☆		☆	13.7	19.0	4.75
		.063										.540	.748	.187
Ligero		19 0.2	LDHT 19 04 00-AL					☆				13.7	19.1	4.75
		.008										.542	.752	.187
		0.2	LDHT 19 04 00-ML	☆		☆	☆		☆		☆	13.7	19.1	4.75
		.008										.542	.752	.187
		0.2	LDHT 19 04 00-PL		☆					☆		13.7	19.1	4.75
		.008										.542	.752	.187
		18 1.6	LEHT 18 04 16R-ML2					☆				13.7	19.0	4.75
		.063										.540	.748	.187
		1.6	LEHT 18 04 16R-PL2		☆					☆		13.7	19.0	4.75
		.063										.540	.748	.187

J474 J508 Q1 Q17

Fresa de escuadrar U-Max®

Coromant Capto®

KAPR 90°

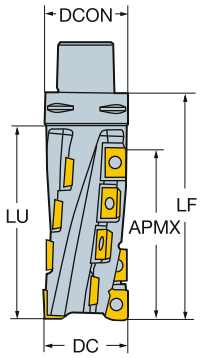

Versión métrica

DC			CZC_{MS}	APMX	CNSC		Código de pedido	Dimensiones, mm DCON	DCX	LF	LU	Nm	Kg	RPMX	$CICT_E$	$MIID_E$	$CICT_P$	$MIID_P$
50.0	18E	19P	C5	100.0	0	2	R215-050C5-100L	50.0	50.0	141.5	121.5	5.0	1.42	7900	2	LEHT 18 04 16	14	LDHT 19 04 00
80.0	18E	19P	C8	150.0	0	2	R215-080C8-150L	80.0	80.0	200.0	169.9	5.0	3.80	5900	2	LEHT 18 04 16	22	LDHT 19 04 00

Versión en pulgadas

DC			CZC_{MS}	APMX	CNSC		Código de pedido	Dimensiones, pulg. DCON	DCX	LF	LU	Nm	Kg	RPMX	$CICT_E$	$MIID_E$	$CICT_P$	$MIID_P$
2.000	18E	19P	C5	4.000	0	2	RA215-051C5-102L	1.969	2.000	5.821		3.6	2.2	7800	2	LEHT 18 04 16	14	LDHT 19 04 00
3.000	18E	19P	C8	6.000	0	2	RA215-076C8-152L	3.150	3.000	7.874	6.690	3.6	9.2	6100	2	LEHT 18 04 16	24	LDHT 19 04 00

O5 Q1 Q35 Q16

Plaquita CoroMill® 331 para cajeado

KRINS 90°

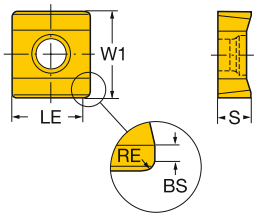

			RE	BS	Código de pedido	P					M					K					N				S						H			Dimensiones, mm, pulg.		
						1025	1030	4230	4240	5330	1025	1030	1040	2030	2040	5330	1020	3040	3220	3330	H13A	1025	1030	H10	H13A	1025	1030	2030	2040	H13A	S30T	S40T	1030	3040	5330	W1	LE	S
Ligero		04	0.5	0.4	N331.1A-04 35 05H-PL			☆	☆																					☆						9.5	4.6	3.50
			.020	.016																															.374	.181	.138
		05	0.8	1.2	N331.1A-05 45 08H-PL			☆	☆																					☆						9.5	5.7	4.45
			.031	.047																															.374	.224	.175
		08	0.8	1.2	N331.1A-08 45 08H-PL			☆	☆																					☆						9.5	7.7	4.45
			.031	.047																															.374	.303	.175
		11	0.8	1.2	N331.1A-11 50 08H-PL			☆	☆																					☆						11.5	10.7	4.95
			.031	.047																															.453	.421	.195
		14	0.8	1.2	N331.1A-14 50 08H-PL			☆	☆																					☆						11.5	13.7	4.95
			.031	.047																															.453	.539	.195
		04	0.5	0.4	N331.1A-04 35 05H-ML								☆	☆	☆													☆	☆							9.5	4.6	3.50
			.020	.016																															.374	.181	.138
		05	0.8	1.2	N331.1A-05 45 08H-ML								☆	☆	☆													☆	☆							9.5	5.7	4.45
			.031	.047																															.374	.224	.175
		08	0.8	1.2	N331.1A-08 45 08H-ML								☆	☆	☆													☆	☆							9.5	7.7	4.45
			.031	.047																															.374	.303	.175
		11	0.8	1.2	N331.1A-11 50 08H-ML								☆	☆	☆													☆	☆							11.5	10.7	4.95
			.031	.047																															.453	.421	.195
		14	0.8	1.2	N331.1A-14 50 08H-ML								☆	☆	☆													☆	☆							11.5	13.7	4.95
			.031	.047																															.453	.539	.195
		04	0.5	0.4	N331.1A-04 35 05E-KL												☆	☆	☆	☆														☆			9.5	4.6	3.50
			.020	.016																															.374	.181	.138
		05	0.8	1.2	N331.1A-05 45 08E-KL												☆	☆	☆	☆														☆			9.5	5.7	4.45
			.031	.047																															.374	.224	.175
		08	0.8	1.2	N331.1A-08 45 08E-KL												☆	☆	☆	☆														☆			9.5	7.7	4.45
			.031	.047																															.374	.303	.175
		11	0.8	1.2	N331.1A-11 50 08E-KL												☆	☆	☆	☆														☆			11.5	10.7	4.95
			.031	.047																															.453	.421	.195
		14	0.8	1.2	N331.1A-14 50 08E-KL												☆	☆	☆	☆														☆			11.5	13.7	4.95
			.031	.047																															.453	.539	.195
		04	0.5	0.4	N331.1A-04 35 05H-WL	☆	☆				☆	☆									☆	☆	☆	☆	☆	☆			☆				☆				9.5	4.6	3.50
			.020	.016																															.374	.181	.138
		05	0.8	1.2	N331.1A-05 45 08H-WL	☆	☆				☆	☆									☆	☆	☆	☆	☆	☆			☆				☆				9.5	5.7	4.45
			.031	.047																															.374	.224	.175
		08	0.8	1.2	N331.1A-08 45 08H-WL	☆	☆			☆	☆	☆				☆					☆	☆	☆	☆	☆	☆			☆				☆			☆	9.5	7.7	4.45
			.031	.047																															.374	.303	.175
		11	0.8	1.2	N331.1A-11 50 08H-WL	☆	☆				☆	☆									☆	☆	☆	☆	☆	☆			☆				☆				11.5	10.7	4.95
			.031	.047																															.453	.421	.195
		14	0.8	1.2	N331.1A-14 50 08H-WL	☆	☆				☆	☆									☆	☆	☆	☆	☆	☆			☆				☆				11.5	13.7	4.95
			.031	.047																															.453	.539	.195

Q5 J474 J508 Q1 Q17

Plaquita CoroMill® 331 para cajeado

KRINS 90°

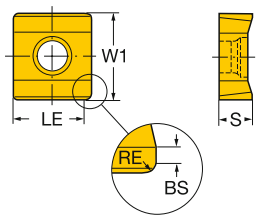

			RE	BS	Código de pedido	P					M					K					N				S						H				Dimensiones, mm, pulg.		
						1025	1030	4230	4240	530	1025	1030	1040	2030	2040	530	1020	3040	3220	3330	H13A	1025	1030	H10	H13A	1025	1030	2030	2040	H13A	S90T	S40T	1030	3040	530	W1	LE	S
Ligero		04	0.5	0.2	N331.1A-04 35 05H-NL																	☆		☆												9.5	4.6	3.50
			.020	.008																																.374	.181	.138
		05	0.8	0.8	N331.1A-05 45 08H-NL																	☆		☆												9.5	5.7	4.45
			.031	.031																																.374	.224	.175
		08	0.8	0.9	N331.1A-08 45 08H-NL																	☆		☆												9.5	7.7	4.45
			.031	.035																																.374	.303	.175
		11	0.8	1.3	N331.1A-11 50 08H-NL																	☆		☆												11.5	10.7	4.95
			.031	.051																																.453	.421	.195
		14	0.8	1.1	N331.1A-14 50 08H-NL																	☆		☆												11.5	13.7	4.95
			.031	.043																																.453	.539	.195
Medio		05	0.8	1.2	N331.1A-05 45 08H-PM			☆																												9.5	5.7	4.45
			.031	.047																																.374	.224	.175
		08	0.8	1.2	N331.1A-08 45 08H-PM			☆																												9.5	7.7	4.45
			.031	.047																																.374	.303	.175
		11	0.8	1.2	N331.1A-11 50 08H-PM			☆																												11.5	10.7	4.95
			.031	.047																																.453	.421	.195
		14	0.8	1.2	N331.1A-14 50 08H-PM			☆																												11.5	13.7	4.95
			.031	.047																																.453	.539	.195
		04	0.5	0.4	N331.1A-04 35 05H-MM							☆	☆	☆													☆	☆		☆						9.5	4.6	3.50
			.020	.016																																.374	.181	.138
		05	0.8	1.2	N331.1A-05 45 08H-MM							☆	☆	☆													☆	☆		☆						9.5	5.7	4.45
			.031	.047																																.374	.224	.175
		08	0.8	1.2	N331.1A-08 45 08H-MM							☆	☆	☆													☆	☆		☆						9.5	7.7	4.45
			.031	.047																																.374	.303	.175
		11	0.8	1.2	N331.1A-11 50 08H-MM							☆	☆	☆													☆	☆		☆						11.5	10.7	4.95
			.031	.047																																.453	.421	.195
		14	0.8	1.2	N331.1A-14 50 08H-MM							☆	☆	☆													☆	☆		☆						11.5	13.7	4.95
			.031	.047																																.453	.539	.195
		05	0.8	1.2	N331.1A-05 45 08E-KM												☆	☆	☆	☆														☆			9.5	5.7	4.45
			.031	.047																																.374	.224	.175
		08	0.8	1.2	N331.1A-08 45 08E-KM												☆	☆	☆	☆														☆			9.5	7.7	4.45
			.031	.047																																.374	.303	.175
		11	0.8	1.2	N331.1A-11 50 08E-KM												☆	☆	☆	☆														☆			11.5	10.7	4.95
			.031	.047																																.453	.421	.195
		14	0.8	1.2	N331.1A-14 50 08E-KM												☆	☆	☆	☆														☆			11.5	13.7	4.95
			.031	.047																																.453	.539	.195
		08	0.8	1.2	N331.1A-08 45 08H-WM					☆					☆						☆			☆					☆					☆		9.5	7.7	4.45
			.031	.047																																.374	.303	.175
		11	0.8	1.2	N331.1A-11 50 08H-WM					☆					☆						☆			☆					☆					☆		11.5	10.7	4.95
			.031	.047																																.453	.421	.195
		14	0.8	1.2	N331.1A-14 50 08H-WM																☆			☆					☆							11.5	13.7	4.95
			.031	.047																																.453	.539	.195

Q5 J474 J508 Q1 Q17

Plaquita CoroMill® 331 para cajeado

KRINS 90°

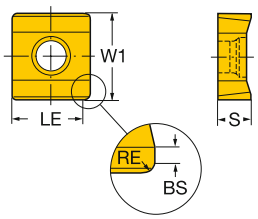

			RE	BS	Código de pedido	P 1025	P 1030	P 4230	P 4240	P 530	M 1025	M 1030	M 1040	M 2030	M 2040	M 530	K 1020	K 3040	K 3220	K 3330	K H13A	N 1025	N 1030	N H10	N H13A	S 1025	S 1030	S 2030	S 2040	S H13A	S S30T	S S40T	H 1030	H 3040	H 530	Dimensiones, mm, pulg. W1	LE	S
Medio		04	0.5	0.4	N331.1A-04 35 05M-PM			☆	☆																											9.5	4.6	3.50
			.020	.016																																.374	.181	.138
		05	0.8	1.2	N331.1A-05 45 08M-PM			☆	☆																											9.5	5.7	4.45
			.031	.047																																.374	.224	.175
		08	0.8	1.2	N331.1A-08 45 08M-PM			☆	☆																											9.5	7.7	4.45
			.031	.047																																.374	.303	.175
		11	0.8	1.2	N331.1A-11 50 08M-PM			☆	☆																											11.5	10.7	4.95
			.031	.047																																.453	.421	.195
		14	0.8	1.2	N331.1A-14 50 08M-PM			☆	☆																											11.5	13.7	4.95
			.031	.047																																.453	.539	.195
		04	0.5	0.4	N331.1A-04 35 05M-KM												☆	☆	☆	☆														☆			9.5	4.6	3.50
			.020	.016																																.374	.181	.138
		05	0.8	1.2	N331.1A-05 45 08M-KM												☆	☆	☆	☆														☆			9.5	5.7	4.45
			.031	.047																																.374	.224	.175
		08	0.8	1.2	N331.1A-08 45 08M-KM												☆	☆	☆	☆														☆			9.5	7.7	4.45
			.031	.047																																.374	.303	.175
		11	0.8	1.2	N331.1A-11 50 08M-KM												☆	☆	☆	☆														☆			11.5	10.7	4.95
			.031	.047																																.453	.421	.195
		14	0.8	1.2	N331.1A-14 50 08M-KM												☆	☆	☆	☆														☆			11.5	13.7	4.95
			.031	.047																																.453	.539	.195

Q5 J474 J508 Q1 Q17

Plaquita CoroMill® 331 para cajeado

Cuerpos de fresa para plaquitas de radio disponibles como Tailor made.

KRINS 90°

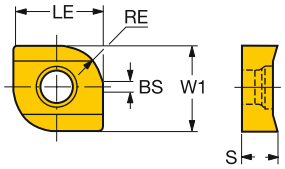

			RE	BS	Código de pedido	P			M		N			S			H	Dimensiones, mm, pulg.		
						1025	1030	4240	1025	1030	1040	1025	1030	H10F	1025	1030	H10F	1030	W1	LE	S
Ligero		04	1.5	0.4	R/L331.1A-04 35 15H-WL	☆	☆		☆	☆	☆	☆	☆		☆	☆		☆	9.5	4.6	3.50
			.060	.016															.374	.181	.138
			2.3	0.4	R/L331.1A-04 35 23H-WL	☆	☆		☆	☆	☆	☆	☆		☆	☆		☆	9.5	4.6	3.50
			.090	.016															.374	.181	.138
		05	1.5	1.2	R/L331.1A-05 45 15H-WL	☆	☆		☆	☆	☆	☆	☆		☆	☆		☆	9.5	5.7	4.45
			.060	.047															.374	.224	.175
			2.3	1.2	R/L331.1A-05 45 23H-WL	☆	☆		☆	☆	☆	☆	☆	☆	☆	☆	☆	☆	9.5	5.7	4.45
			.090	.047															.374	.224	.175
			3.1	1.3	R/L331.1A-05 45 30H-WL	☆	☆		☆	☆	☆	☆	☆		☆	☆		☆	9.5	5.7	4.45
			.120	.051															.374	.224	.175
		08	1.5	1.2	R/L331.1A-08 45 15H-WL	☆	☆		☆	☆	☆	☆	☆		☆	☆		☆	9.5	7.7	4.45
			.060	.047															.374	.303	.175
			2.3	1.2	R/L331.1A-08 45 23H-WL	☆	☆		☆	☆	☆	☆	☆	☆	☆	☆	☆	☆	9.5	7.7	4.45
			.090	.047															.374	.303	.175
			3.1	1.3	R/L331.1A-08 45 30H-WL	☆	☆		☆	☆	☆	☆	☆	☆	☆	☆	☆	☆	9.5	7.7	4.45
			.120	.051															.374	.303	.175
		11	1.5	1.2	R/L331.1A-11 50 15H-WL	☆	☆		☆	☆	☆	☆	☆		☆	☆		☆	11.5	10.7	4.95
			.060	.047															.453	.421	.195
			2.3	1.2	R/L331.1A-11 50 23H-WL	☆	☆		☆	☆	☆	☆	☆	☆	☆	☆	☆	☆	11.5	10.7	4.95
			.090	.047															.453	.421	.195
			3.1	1.3	R/L331.1A-11 50 30H-WL	☆	☆		☆	☆	☆	☆	☆		☆	☆		☆	11.5	10.7	4.95
			.120	.051															.453	.421	.195
			4.8	1.5	R/L331.1A-11 50 48H-WL	☆	☆		☆	☆	☆	☆	☆		☆	☆		☆	11.5	10.7	4.95
			.190	.059															.453	.421	.195
			6.4	1.6	R/L331.1A-11 50 63H-WL	☆	☆		☆	☆	☆	☆	☆		☆	☆		☆	11.5	10.7	4.95
			.250	.063															.453	.421	.195
		14	1.5	1.2	R/L331.1A-14 50 15H-WL	☆	☆		☆	☆	☆	☆	☆		☆	☆		☆	11.5	13.7	4.95
			.060	.047															.453	.539	.195
			2.3	1.2	R/L331.1A-14 50 23H-WL	☆	☆		☆	☆	☆	☆	☆		☆	☆		☆	11.5	13.7	4.95
			.090	.047															.453	.539	.195
			3.1	1.3	R/L331.1A-14 50 30H-WL	☆	☆	☆	☆	☆	☆	☆	☆	☆	☆	☆	☆	☆	11.5	13.7	4.95
			.120	.051															.453	.539	.195
			4.8	1.5	R/L331.1A-14 50 48H-WL	☆	☆	☆	☆	☆	☆	☆	☆	☆	☆	☆	☆	☆	11.5	13.7	4.95
			.190	.059															.453	.539	.195
			6.4	1.6	R/L331.1A-14 50 63H-WL	☆	☆	☆	☆	☆	☆	☆	☆		☆	☆		☆	11.5	13.7	4.95
			.250	.063															.453	.539	.195

Limitaciones al utilizar plaquitas con un radio de punta grande

Fresado de ranuras

Tamaño de plaquita	CW calculada
04	CW = RE + 4.6
05	CW = RE + 6
08	CW = RE + 8
11	CW = RE + 11

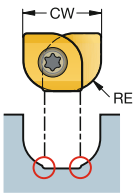

Q5 J474 J508 Q1 Q17

Plaquita CoroMill® 331 de tres cortes y planeado

Plaquita de 8 filos

KRINS 88°

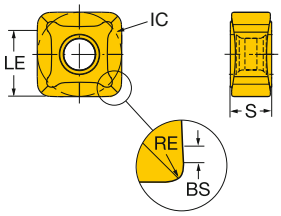

			RE	BS	Código de pedido	P 1030	P 4220	P 4230	P 4240	K 1020	K 1030	K 3040	K 3330	K 4220	Dimensiones, mm, pulg. IC	LE	S
Medio		13	0.8	1.2	N331.1D-136508E-PM	☆	☆	☆	☆	☆	☆	☆	☆	☆	13.4	11.4	6.55
			.031	.047											.528	.449	.258
			2.0	1.2	N331.1D-136520E-PM	☆	☆	☆	☆	☆	☆	☆	☆	☆	13.4	10.2	6.55
			.079	.047											.528	.402	.258
			0.8	1.2	N331.1D-136508M-PM	☆	☆	☆	☆	☆	☆	☆	☆	☆	13.4	11.4	6.55
			.031	.047											.528	.449	.258
			1.2	1.2	N331.1D-136512M-PM	☆	☆	☆	☆	☆	☆	☆	☆	☆	13.4	11.0	6.55
			.047	.047											.528	.433	.258
			2.0	1.2	N331.1D-136520M-PM	☆	☆	☆	☆	☆	☆	☆	☆	☆	13.4	10.2	6.55
			.079	.047											.528	.402	.258

Piezas de repuesto

Plaquita de 8 filos

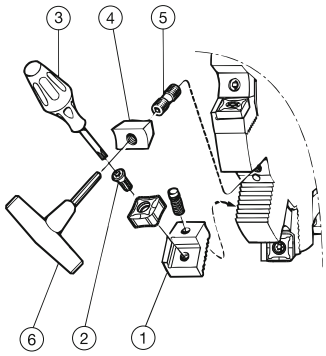

Debe tenerse en cuenta que el diámetro de la fresa se incrementa 3,2 mm cuando se utilizan los nuevos cartuchos para 8 filos.

Tipo de fresa	1 Cartucho derecho	1 Cartucho a izquierda	2 Tornillo	3 Llave (Torx Plus)	Llave dinamométrica	4 Cuña	5 Tornillo	6 Llave (mm)
QM	5321 260-01	5321 260-02	5513 020-25	5680 046-02 (15IP)	5680 100-06	5431 105-05	339-831	265.2-817 (3.0)
RM	5321 260-01	5321 260-02	5513 020-25	5680 046-02 (15IP)	5680 100-06	5431 105-05	339-831	265.2-817 (3.0)

1) Pieza opcional. Debe pedirse por separado

¡Nota!
Los cuerpos de fresa pueden pedirse separadamente. Para mayor información, contacte con su vendedor local de Sandvik Coromant.

Q5 J474 J508 Q1 Q17

Fresa de disco ajustable CoroMill® 331 de tres cortes y planeado

Árbol con chavetero

KAPR 90°

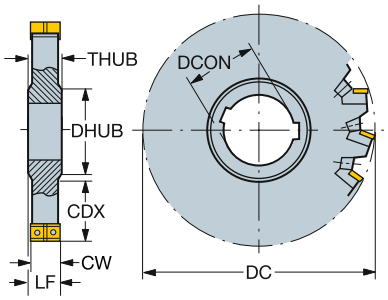

N331.1A

Versión métrica

CW	CWX	DC	CDX		CZC_{MS}	APMX	CNSC		Código de pedido	Dimensiones, mm DCON	LF	DRVCT	DHUB	THUB	Nm	Kg	RPMX	CICT	MIID
6.0	8.0	80	19.5	04	27	6.0	0	3	N331.32-080S27CM06.00	27.0	10.0	1	39.0	14.0	0.8	0.30	19300	6	N331.1A-04
		100	25.5	04	32	6.0	0	4	N331.32-100S32CM06.00	32.0	10.0	1	47.0	14.0	0.8	0.60	17100	8	N331.1A-04
		125	34.0	04	40	6.0	0	5	N331.32-125S40CM06.00	40.0	10.0	2	55.0	14.0	0.8	0.75	15100	10	N331.1A-04
		160	51.5	04	40	6.0	0	6	N331.32-160S40CM06.00	40.0	10.0	2	55.0	14.0	0.8	1.13	13200	12	N331.1A-04
		200	64.5	04	50	6.0	0	8	N331.32-200S50CM06.00	50.0	10.0	2	69.0	14.0	0.8	1.80	11700	16	N331.1A-04
8.0	10.0	80	19.5	05	27	8.0	0	3	N331.32-080S27DM08.00	27.0	12.0	1	39.0	16.0	1.2	0.30	15000	6	N331.1A-05
		100	25.5	05	32	8.0	0	4	N331.32-100S32DM08.00	32.0	12.0	1	47.0	16.0	1.2	0.60	13200	8	N331.1A-05
		125	34.0	05	40	8.0	0	5	N331.32-125S40DM08.00	40.0	12.0	2	55.0	16.0	1.2	0.75	11700	10	N331.1A-05
		160	51.5	05	40	8.0	0	6	N331.32-160S40DM08.00	40.0	12.0	2	55.0	16.0	1.2	1.40	10200	12	N331.1A-05
		200	64.5	05	50	8.0	0	8	N331.32-200S50DM08.00	50.0	12.0	2	69.0	16.0	1.2	1.80	9100	16	N331.1A-05
10.0	12.0	80	19.5	08	27	10.0	0	3	N331.32-080S27EM10.00	27.0	13.0	1	39.0	16.0	1.2	0.30	18100	6	N331.1A-08
		100	25.5	08	32	10.0	0	4	N331.32-100S32EM10.00	32.0	13.0	1	47.0	16.0	1.2	0.19	15900	8	N331.1A-08
		125	34.0	08	40	10.0	0	5	N331.32-125S40EM10.00	40.0	13.0	2	55.0	16.0	1.2	0.75	14100	10	N331.1A-08
		160	51.5	08	40	10.0	0	6	N331.32-160S40EM10.00	40.0	13.0	2	55.0	16.0	1.2	1.40	12400	12	N331.1A-08
		200	64.5	08	50	10.0	0	8	N331.32-200S50EM10.00	50.0	13.0	2	69.0	16.0	1.2	1.80	11000	16	N331.1A-08
12.0	15.0	80	19.5	08	27	12.0	0	3	N331.32-080S27FM12.00	27.0	14.0	1	39.0	16.0	1.2	0.36	18100	6	N331.1A-08
		100	25.5	08	32	12.0	0	4	N331.32-100S32FM12.00	32.0	14.0	1	47.0	16.0	1.2	0.10	15900	8	N331.1A-08
		125	34.0	08	40	12.0	0	5	N331.32-125S40FM12.00	40.0	14.0	2	55.0	16.0	1.2	0.90	14100	10	N331.1A-08
		160	51.5	08	40	12.0	0	6	N331.32-160S40FM12.00	40.0	14.0	2	55.0	16.0	1.2	1.80	12400	12	N331.1A-08
		200	64.5	08	50	12.0	0	8	N331.32-200S50FM12.00	50.0	14.0	2	69.0	16.0	1.2	2.60	11000	16	N331.1A-08
15.0	17.5	100	25.5	11	32	15.0	0	3	N331.32-100S32KM15.00	32.0	16.8	1	47.0	18.5	3.0	0.76	14000	6	N331.1A-11
		125	34.0	11	40	15.0	0	4	N331.32-125S40KM15.00	40.0	16.8	1	55.0	18.5	3.0	1.13	12400	8	N331.1A-11
		160	51.5	11	40	15.0	0	5	N331.32-160S40KM15.00	40.0	16.8	2	55.0	18.5	3.0	1.00	10800	10	N331.1A-11
		200	64.5	11	50	15.0	0	6	N331.32-200S50KM15.00	50.0	16.8	2	69.0	18.5	3.0	3.70	9600	12	N331.1A-11
		250	89.5	11	50	15.0	0	8	N331.32-250S50KM15.00	50.0	16.8	2	69.0	18.5	3.0	6.85	8500	16	N331.1A-11
		315	114.5	11	60	15.0	0	10	N331.32-315S60KM15.00	60.0	16.8	2	84.0	18.5	3.0	7.00	7600	20	N331.1A-11
17.5	20.5	125	34.0	11	40	17.5	0	4	N331.32-125S40LM17.50	40.0	19.5	1	55.0	21.5	3.0	1.40	12400	8	N331.1A-11
		160	51.5	11	40	17.5	0	5	N331.32-160S40LM17.50	40.0	19.5	2	55.0	21.5	3.0	2.53	10800	10	N331.1A-11
		200	64.5	11	50	17.5	0	6	N331.32-200S50LM17.50	50.0	19.5	2	69.0	21.5	3.0	3.64	9600	12	N331.1A-11
		250	89.5	11	50	17.5	0	8	N331.32-250S50LM17.50	50.0	19.5	2	69.0	21.5	3.0	1.00	8500	16	N331.1A-11
		315	114.5	11	50	17.5	0	10	N331.32-315S60LM17.50	50.0	19.5	2	84.0	21.5	3.0	7.00	7600	20	N331.1A-11
20.5	23.5	160	51.5	14	40	20.5	0	5	N331.32-160S40QM20.50	40.0	22.5	2	55.0	24.5	3.0	2.59	9000	10	N331.1A-14
		200	64.5	14	50	20.5	0	6	N331.32-200S50QM20.50	50.0	22.5	2	69.0	24.5	3.0	3.68	8000	12	N331.1A-14
		250	89.5	14	50	20.5	0	8	N331.32-250S50QM20.50	50.0	22.5	2	69.0	24.5	3.0	1.00	7100	16	N331.1A-14
		315	114.5	14	50	20.5	0	10	N331.32-315S60QM20.50	50.0	22.5	2	84.0	24.5	3.0	6.90	6300	20	N331.1A-14
23.5	26.5	160	51.5	14	40	23.5	0	5	N331.32-160S40RM23.50	40.0	25.5	2	55.0	27.5	3.0	3.60	9000	10	N331.1A-14
		200	64.5	14	50	23.5	0	6	N331.32-200S50RM23.50	50.0	25.5	2	69.0	27.5	3.0	3.62	8000	12	N331.1A-14
		250	89.5	14	50	23.5	0	8	N331.32-250S50RM23.50	50.0	25.5	2	69.0	27.5	3.0	7.04	7100	16	N331.1A-14
		315	114.5	14	50	23.5	0	10	N331.32-315S60RM23.50	50.0	25.5	2	84.0	27.5	3.0	7.00	6300	20	N331.1A-14


J170

O5

Q5

ISO 13399 Q1

CNSC CXSC Q35

Fresa de disco ajustable CoroMill® 331 de tres cortes y planeado

Árbol con chavetero

KAPR 90°

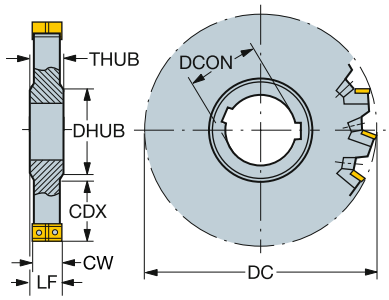

N331.1A

Versión en pulgadas

CW	CWX	DC	CDX		CZC_{MS}	APMX	CNSC		Código de pedido	Dimensiones, pulg. DCON	LF	DRVCT	DHUB	THUB	Ft/lbs	Lbs	RPMX	CICT	MIID
.236	.315	3.150	.768	04	1	.236	0	3	N331.32-080T25CM0.236	1.000	.394	1	1.535	.551	0.6	0.66	19300	6	N331.1A-04
		4.000	1.043	04	1 1/4	.236	0	4	N331.32-101T32CM0.236	1.250	.394	1	1.811	.551	0.6	1.36	17100	8	N331.1A-04
		5.000	1.437	04	1 1/2	.236	0	5	N331.32-127T38CM0.236	1.500	.394	2	2.047	.551	0.6	1.98	15100	10	N331.1A-04
		6.000	1.929	04	1 1/2	.236	0	6	N331.32-152T38CM0.236	1.500	.394	2	2.047	.551	0.6	3.08	13200	12	N331.1A-04
		8.000	2.618	04	2	.236	0	8	N331.32-203T51CM0.236	2.000	.394	2	2.677	.551	0.6	5.72	11700	16	N331.1A-04
.315	.394	3.150	.768	05	1	.315	0	3	N331.32-080T25DM0.315	1.000	.473	1	1.535	.630	0.9	0.66	15000	6	N331.1A-05
		4.000	1.043	05	1 1/4	.315	0	4	N331.32-101T32DM0.315	1.250	.473	1	1.811	.630	0.9	0.23	13200	8	N331.1A-05
		5.000	1.437	05	1 1/2	.315	0	5	N331.32-127T38DM0.315	1.500	.473	2	2.047	.630	0.9	1.98	11700	10	N331.1A-05
		6.000	1.929	05	1 1/2	.315	0	6	N331.32-152T38DM0.315	1.500	.473	2	2.047	.630	0.9	3.08	10200	12	N331.1A-05
		8.000	2.618	05	2	.315	0	8	N331.32-203T51DM0.315	2.000	.473	2	2.677	.630	0.9	5.72	9100	16	N331.1A-05
.394	.472	3.150	.768	08	1	.394	0	3	N331.32-080T25EM0.394	1.000	.512	1	1.535	.630	0.9	0.66	18100	6	N331.1A-08
		4.000	1.043	08	1 1/4	.394	0	4	N331.32-101T32EM0.394	1.250	.512	1	1.811	.630	0.9	1.32	15900	8	N331.1A-08
		5.000	1.437	08	1 1/2	.394	0	5	N331.32-127T38EM0.394	1.500	.512	2	2.047	.630	0.9	1.98	14100	10	N331.1A-08
		6.000	1.929	08	1 1/2	.394	0	6	N331.32-152T38EM0.394	1.500	.512	2	2.047	.630	0.9	3.08	12400	12	N331.1A-08
		8.000	2.618	08	2	.394	0	8	N331.32-203T51EM0.394	2.000	.512	2	2.677	.630	0.9	5.63	11000	16	N331.1A-08
.472	.591	3.150	.768	08	1	.472	0	3	N331.32-080T25FM0.472	1.000	.551	1	1.535	.630	0.9	0.79	18100	6	N331.1A-08
		4.000	1.043	08	1 1/4	.472	0	4	N331.32-101T32FM0.472	1.250	.565	1	1.811	.630	0.9	1.32	15900	8	N331.1A-08
		5.000	1.437	08	1 1/2	.472	0	5	N331.32-127T38FM0.472	1.500	.551	2	2.047	.630	0.9	2.20	14100	10	N331.1A-08
		6.000	1.929	08	1 1/2	.472	0	6	N331.32-152T38FM0.472	1.500	.551	2	2.047	.630	0.9	3.08	12400	12	N331.1A-08
		8.000	2.618	08	2	.472	0	8	N331.32-203T51FM0.472	2.000	.551	2	2.677	.630	0.9	5.64	11000	16	N331.1A-08
.591	.689	4.000	1.043	11	1 1/4	.591	0	3	N331.32-101T32KM0.591	1.250	.659	1	1.811	.728	2.2	1.65	14000	6	N331.1A-11
		5.000	1.437	11	40	.591	0	4	N331.32-127T38KM0.591	1.575	.659	1	2.047	.728	2.2	3.08	12400	8	N331.1A-11
		6.000	1.929	11	1 1/2	.591	0	5	N331.32-152T38KM0.591	1.500	.659	2	2.047	.728	2.2	3.96	10800	10	N331.1A-11
		8.000	2.618	11	2	.591	0	6	N331.32-203T51KM0.591	2.000	.659	2	2.677	.728	2.2	7.92	9600	12	N331.1A-11
		10.000	3.622	11	2	.591	0	8	N331.32-254T51KM0.591	2.000	.659	2	2.677	.728	2.2	2.20	8500	16	N331.1A-11
		12.000	4.311	11	2 1/2	.591	0	10	N331.32-305T63KM0.591	2.500	.659	2	3.307	.728	2.2	15.84	7600	20	N331.1A-11
.689	.807	5.000	1.437	11	1 1/2	.689	0	4	N331.32-127T38LM0.689	1.500	.768	1	2.047	.847	2.2	3.08	12400	8	N331.1A-11
		6.000	1.929	11	1 1/2	.689	0	5	N331.32-152T38LM0.689	1.500	.768	2	2.047	.847	2.2	3.96	10800	10	N331.1A-11
		8.000	2.618	11	2	.689	0	6	N331.32-203T51LM0.689	2.000	.768	2	2.677	.847	2.2	7.92	9600	12	N331.1A-11
		10.000	3.622	11	2	.689	0	8	N331.32-254T51LM0.689	2.000	.768	2	2.677	.847	2.2	15.97	8500	16	N331.1A-11
		12.000	4.311	11	2 1/2	.689	0	10	N331.32-305T63LM0.689	2.500	.768	2	3.307	.847	2.2	15.62	7600	20	N331.1A-11
.807	.925	6.000	1.929	14	1 1/2	.807	0	5	N331.32-152T38QM0.807	1.500	.886	2	2.047	.965	2.2	5.56	9200	10	N331.1A-14
		8.000	2.618	14	2	.807	0	6	N331.32-203T51QM0.807	2.000	.886	2	2.677	.965	2.2	7.92	8000	12	N331.1A-14
		10.000	3.622	14	2	.807	0	8	N331.32-254T51QM0.807	2.000	.886	2	2.677	.965	2.2	16.06	7100	16	N331.1A-14
		12.000	4.311	14	2 1/2	.807	0	10	N331.32-305T63QM0.807	2.500	.886	2	3.307	.965	2.2	15.84	6300	20	N331.1A-14
.925	1.043	6.000	1.929	14	1 1/2	.925	0	5	N331.32-152T38RM0.925	1.500	1.004	2	2.047	1.083	2.2	5.59	9200	10	N331.1A-14
		8.000	2.618	14	2	.925	0	6	N331.32-203T51RM0.925	2.000	1.004	2	2.677	1.083	2.2	7.85	8000	12	N331.1A-14
		10.000	3.622	14	2	.925	0	8	N331.32-254T51RM0.925	2.000	1.004	2	2.677	1.083	2.2	15.84	8000	16	N331.1A-14
		12.000	4.311	14	2 1/2	.925	0	10	N331.32-305T63RM0.925	2.500	1.004	2	3.307	1.083	2.2	15.62	6300	20	N331.1A-14

J170

O5

Q5

ISO 13399 Q1

CNSC CXSC Q35

SANDVIK Coromant

Fresa de disco ajustable CoroMill® 331 de tres cortes y planeado

Árbol con chavetero

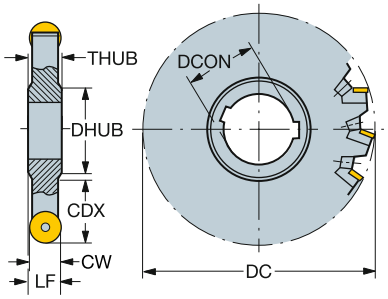

RCKT
RCHT

Versión métrica

CW	DC	CDX		CZC_{MS}	APMX	CNSC		Código de pedido	Dimensiones, mm DCON	LF	DRVCT	DHUB	THUB	Nm	Kg	RPMX	CICT	MIID
10.0	82	20.5	10	27	10.0	0	6	N331.32-082S27EMQ	27.0	13.0	1	39.0	16.0	3.0	0.36	18100	6	RCKT 10 T3 M0
	102	26.5	10	32	10.0	0	8	N331.32-102S32EMQ	32.0	13.0	1	47.0	16.0	3.0	0.75	15900	8	RCKT 10 T3 M0
	127	35.0	10	40	10.0	0	10	N331.32-127S40EMQ	40.0	13.0	2	55.0	16.0	3.0	0.75	14100	10	RCKT 10 T3 M0
	162	52.5	10	40	10.0	0	12	N331.32-162S40EMQ	40.0	13.0	2	55.0	16.0	3.0	1.40	12400	12	RCKT 10 T3 M0
	202	65.5	10	50	10.0	0	16	N331.32-202S50EMQ	50.0	13.0	2	69.0	16.0	3.0	1.80	11000	16	RCKT 10 T3 M0
12.0	82	20.5	12	27	12.0	0	6	N331.32-082S27FMQ	27.0	14.0	1	39.0	16.0	3.0	0.36	18100	6	RCKT 12 04 M0
	102	26.5	12	32	12.0	0	8	N331.32-102S32FMQ	32.0	14.0	1	47.0	16.0	3.0	0.75	15900	8	RCKT 12 04 M0
	127	35.0	12	40	12.0	0	10	N331.32-127S40FMQ	40.0	14.0	2	55.0	16.0	3.0	0.90	14100	10	RCKT 12 04 M0
	162	52.5	12	40	12.0	0	12	N331.32-162S40FMQ	40.0	14.0	2	55.0	16.0	3.0	1.80	12400	12	RCKT 12 04 M0
	202	65.5	12	50	12.0	0	16	N331.32-202S50FMQ	50.0	14.0	2	69.0	16.0	3.0	2.60	11000	16	RCKT 12 04 M0
16.0	102	26.5	16	32	16.0	0	6	N331.32-102S32KMQ	32.0	17.3	1	47.0	18.5	5.0	0.75	14000	6	RCKT 16 06 M0
	127	35.0	16	40	16.0	0	8	N331.32-127S40KMQ	40.0	17.3	1	55.0	18.5	5.0	1.13	12400	8	RCKT 16 06 M0
	162	52.5	16	40	16.0	0	10	N331.32-162S40KMQ	40.0	17.3	2	55.0	18.5	5.0	1.00	10800	10	RCKT 16 06 M0
	202	65.5	16	50	16.0	0	12	N331.32-202S50KMQ	50.0	17.3	2	69.0	18.5	5.0	3.64	9600	12	RCKT 16 06 M0

J217 O5 Q5 Q1 Q35

Fresa de disco ajustable CoroMill® 331 de tres cortes y planeado

Árbol con chavetero

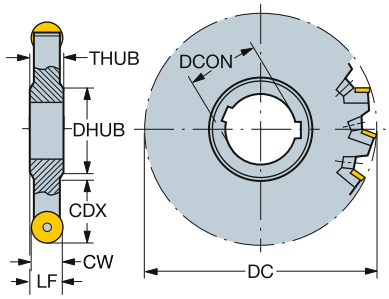

RCKT
RCHT

Versión en pulgadas

CW	DC	CDX		CZC_{MS}	APMX	CNSC		Código de pedido	Dimensiones, pulg. DCON	LF	DRVCT	DHUB	THUB	Ft/lbs	Lbs	RPMX	CICT	MIID
.375	3.228	.807	09	1	.375	0	6	N331.32-082T25EMQ	1.000	.503	1	1.535	.630	2.2	0.79	18100	6	RCKT 09 T3 00
	4.079	1.083	09	1 1/4	.375	0	8	N331.32-103T32EMQ	1.250	.503	1	1.811	.630	2.2	1.65	18100	8	RCKT 09 T3 00
	5.079	1.476	09	1 1/2	.375	0	10	N331.32-129T38EMQ	1.500	.503	2	2.047	.630	2.2	1.98	14100	10	RCKT 09 T3 00
	6.079	1.970	09	1 1/2	.375	0	12	N331.32-154T38EMQ	1.500	.503	2	2.047	.630	2.2	5.59	12400	12	RCKT 09 T3 00
	8.079	2.657	09	2	.375	0	16	N331.32-205T51EMQ	2.000	.503	2	2.677	.630	2.2	7.83	11000	16	RCKT 09 T3 00
.500	3.228	.807	13	1	.500	0	6	N331.32-082T25FMQ	1.000	.565	1	1.535	.630	2.2	0.79	18100	6	RCKT 13 04 00
	4.079	1.083	13	1 1/4	.500	0	8	N331.32-103T32FMQ	1.250	.565	1	1.811	.630	2.2	1.65	15900	8	RCKT 13 04 00
	5.079	1.476	13	1 1/2	.500	0	10	N331.32-129T38FMQ	1.500	.565	2	2.047	.630	2.2	2.20	14100	10	RCKT 13 04 00
	6.079	1.970	13	1 1/2	.500	0	12	N331.32-154T38FMQ	1.500	.565	2	2.047	.630	2.2	5.59	12400	12	RCKT 13 04 00
	8.079	2.657	13	2	.500	0	16	N331.32-205T51FMQ	2.000	.565	2	2.677	.630	2.2	7.83	11000	16	RCKT 13 04 00
.630	4.079	1.083	16	1 1/4	.630	0	6	N331.32-103T32KMQ	1.250	.679	1	1.811	.728	3.7	1.65	14000	6	RCKT 16 06 M0
	5.079	1.476	16	1 1/2	.630	0	8	N331.32-129T38KMQ	1.500	.679	1	2.047	.728	3.7	3.08	12400	8	RCKT 16 06 M0
	6.079	1.970	16	1 1/2	.630	0	10	N331.32-154T38KMQ	1.500	.679	2	2.047	.728	3.7	5.59	10800	10	RCKT 16 06 M0
	8.079	2.657	16	2	.630	0	12	N331.32-205T51KMQ	2.000	.679	2	2.677	.728	3.7	7.83	9600	12	RCKT 16 06 M0

J217

O5

Q5

Q1

Q35

SANDVIK Coromant

Fresa de disco ajustable CoroMill® 331 de tres cortes y planeado

En eje

STDNO ISO 6462:2011
KAPR 90°



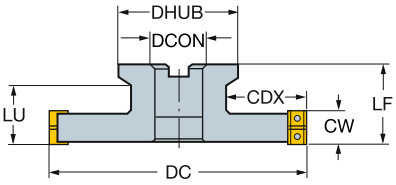

N331.1A

Versión métrica

CW	CWX	DC	CDX		CZC_{MS}	APMX	CNSC		Código de pedido	Dimensiones, mm DCON	ISO	DBC	LF	LU	DHUB	Nm	Kg	RPMX	CICT	MIID
6.0	8.0	80	20.0	04	27	6.0	0	3	R331.32-080Q27CM06.00	27.0	A		63.0	40	54.0	0.8	0.79	19300	6	N331.1A-04
		100	22.0	04	27	6.0	0	3	R331.32-100Q27CM06.00	27.0	A		63.0		54.0	0.8	1.18	17100	6	N331.1A-04
		125	29.5	04	32	6.0	0	5	R331.32-125Q32CM06.00	32.0	B		63.0		64.0	0.8	1.90	15100	10	N331.1A-04
		160	41.0	04	40	6.0	0	6	R331.32-160Q40CM06.00	40.0	B		63.0		76.0	0.8	2.68	13200	12	N331.1A-04
		200	51.0	04	40S	6.0	0	8	R331.32-200Q40CM06.00	40.0	C	66.7	63.0		96.0	0.8	4.00	11700	16	N331.1A-04
8.0	10.0	80	20.0	05	27	8.0	0	3	R331.32-080Q27DM08.00	27.0	A		63.1	40	54.0	1.2	0.79	15000	6	N331.1A-05
		100	22.0	05	27	8.0	0	4	R331.32-100Q27DM08.00	27.0	A		63.1		54.0	1.2	1.18	13200	8	N331.1A-05
		125	29.5	05	32	8.0	0	5	R331.32-125Q32DM08.00	32.0	B		63.1		64.0	1.2	1.90	11700	10	N331.1A-05
		160	41.0	05	40	8.0	0	6	R331.32-160Q40DM08.00	40.0	B		63.1		76.0	1.2	2.66	10200	12	N331.1A-05
		200	51.0	05	40S	8.0	0	8	R331.32-200Q40DM08.00	40.0	C	66.7	63.1		96.0	1.2	4.00	9100	16	N331.1A-05
10.0	12.0	80	20.0	08	27	10.0	0	3	R331.32-080Q27EM10.00	27.0	A		63.0	40	54.0	1.2	1.18	18100	6	N331.1A-08
		100	22.0	08	27	10.0	0	4	R331.32-100Q27EM10.00	27.0	A		63.0		54.0	1.2	1.18	15900	8	N331.1A-08
		125	29.5	08	32	10.0	0	5	R331.32-125Q32EM10.00	32.0	B		63.0		64.0	1.2	1.90	14100	10	N331.1A-08
		160	41.0	08	40	10.0	0	6	R331.32-160Q40EM10.00	40.0	B		63.0		76.0	1.2	2.67	12400	12	N331.1A-08
		200	51.0	08	40S	10.0	0	8	R331.32-200Q40EM10.00	40.0	C	66.7	63.0		96.0	1.2	4.00	11000	16	N331.1A-08
12.0	15.0	80	20.0	08	27	12.0	0	3	R331.32-080Q27FM12.00	27.0	A		63.0	40	54.0	1.2	2.00	18100	6	N331.1A-08
		100	22.0	08	27	12.0	0	4	R331.32-100Q27FM12.00	27.0	A		63.0		54.0	1.2	1.43	15900	8	N331.1A-08
		125	29.5	08	32	12.0	0	5	R331.32-125Q32FM12.00	32.0	B		63.0		64.0	1.2	22.00	14100	10	N331.1A-08
		160	41.0	08	40	12.0	0	6	R331.32-160Q40FM12.00	40.0	B		63.0		76.0	1.2	2.66	12400	12	N331.1A-08
		200	51.0	08	40S	12.0	0	8	R331.32-200Q40FM12.00	40.0	C	66.7	63.0		96.0	1.2	10.00	11000	16	N331.1A-08
15.0	17.5	100	25.5	11	27	15.0	0	3	R331.32-100Q27KM15.00	27.0	A		63.0	40	54.0	3.0	1.43	14000	6	N331.1A-11
		125	29.5	11	32	15.0	0	4	R331.32-125Q32KM15.00	32.0	B		63.0		64.0	3.0	2.66	12400	8	N331.1A-11
		160	41.0	11	40	15.0	0	5	R331.32-160Q40KM15.00	40.0	B		63.0		76.0	3.0	3.96	10800	10	N331.1A-11
		200	51.0	11	40S	15.0	0	6	R331.32-200Q40KM15.00	40.0	C	66.7	63.0		96.0	3.0	10.20	9600	12	N331.1A-11
		250	56.0	11	60	15.0	0	8	R331.32-250Q60KM15.00	60.0	C	101.6	63.0		136.0	3.0	10.20	8500	16	N331.1A-11
		315	88.5	11	60	15.0	0	10	R331.32-315Q60KM15.00	60.0	C	101.6	63.0		136.0	3.0	11.23	7600	20	N331.1A-11
17.5	20.5	125	29.5	11	32	17.5	0	4	R331.32-125Q32LM17.50	32.0	B		63.0		64.0	3.0	2.62	12400	8	N331.1A-11
		160	41.0	11	40	17.5	0	5	R331.32-160Q40LM17.50	40.0	B		63.0		76.0	3.0	3.90	10800	10	N331.1A-11
		200	51.0	11	40S	17.5	0	6	R331.32-200Q40LM17.50	40.0	C	66.7	63.0		96.0	3.0	9.80	9600	12	N331.1A-11
		250	56.0	11	60	17.5	0	8	R331.32-250Q60LM17.50	60.0	C	101.6	63.0		136.0	3.0	3.00	8500	16	N331.1A-11
		315	88.5	11	60	17.5	0	10	R331.32-315Q60LM17.50	60.0	C	101.6	63.0		136.0	3.0	3.00	7600	20	N331.1A-11
20.5	23.5	160	41.0	14	40	20.5	0	5	R331.32-160Q40QM20.50	40.0	B		63.0		76.0	3.0	3.84	9000	10	N331.1A-14
		200	51.0	14	40S	20.5	0	6	R331.32-200Q40QM20.50	40.0	C	66.7	63.0		96.0	3.0	9.50	8000	12	N331.1A-14
		250	56.0	14	60	20.5	0	8	R331.32-250Q60QM20.50	60.0	C	101.6	63.0		136.0	3.0	3.00	7100	16	N331.1A-14
		315	88.5	14	60	20.5	0	10	R331.32-315Q60QM20.50	60.0	C	101.6	63.0		136.0	3.0	10.70	6300	20	N331.1A-14
23.5	26.5	160	41.0	14	40	23.5	0	5	R331.32-160Q40RM23.50	40.0	B		63.0		76.0	3.0	3.90	9000	10	N331.1A-14
		200	51.0	14	40S	23.5	0	6	R331.32-200Q40RM23.50	40.0	C	66.7	63.0		96.0	3.0	9.60	8000	12	N331.1A-14
		250	56.0	14	60	23.5	0	8	R331.32-250Q60RM23.50	60.0	C	101.6	63.0		136.0	3.0	3.00	7100	16	N331.1A-14
		315	88.5	14	60	23.5	0	10	R331.32-315Q60RM23.50	60.0	C	101.6	63.0		136.0	3.0	25.00	6300	20	N331.1A-14

 J170 O5 Q5 Q1 Q35

Fresa de disco ajustable CoroMill® 331 de tres cortes y planeado

En eje

STDNO ISO 6462:2011
KAPR 90°

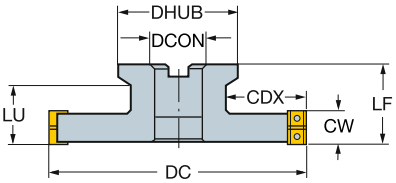

N331.1A

Versión en pulgadas

CW	CWX	DC	CDX		CZC_{MS}	APMX	CNSC		Código de pedido	Dimensiones, pulg. DCON	ISO	DBC	LF	LU	DHUB	Ft/lbs	Lbs	RPMX	CICT	MIID
.236	.315	3.150	.787	04	1	.236	0	3	R331.32-080R25CM0.236	1.000	A		2.480	1.575	2.126	0.6	2.15	19300	6	N331.1A-04
		4.000	.866	04	1	.236	0	4	R331.32-101R25CM0.236	1.000	A		2.480		2.126	0.6	3.17	17100	8	N331.1A-04
		5.000	1.201	04	1 1/4	.236	0	5	R331.32-127R32CM0.236	1.250	B		2.480		2.520	0.6	4.18	15100	10	N331.1A-04
		6.000	1.465	04	1 1/2	.236	0	6	R331.32-152R38CM0.236	1.500	B		2.480		2.992	0.6	5.92	13200	12	N331.1A-04
		8.000	2.071	04	1 1/2	.236	0	8	R331.32-203R38CM0.236	1.500	B		2.480		3.780	0.6	8.58	11700	16	N331.1A-04
.315	.394	3.150	.787	05	1	.315	0	3	R331.32-080R25DM0.315	1.000	A		2.482	1.577	2.126	0.9	1.74	15000	6	N331.1A-05
		4.000	.866	05	1	.315	0	4	R331.32-101R25DM0.315	1.000	A		2.482		2.126	0.9	2.62	13200	8	N331.1A-05
		5.000	1.201	05	1 1/4	.315	0	5	R331.32-127R32DM0.315	1.250	B		2.482		2.520	0.9	4.18	11700	10	N331.1A-05
		6.000	1.465	05	1 1/2	.315	0	6	R331.32-152R38DM0.315	1.500	B		2.482		2.992	0.9	5.92	10200	12	N331.1A-05
		8.000	2.071	05	1 1/2	.315	0	8	R331.32-203R38DM0.315	1.500	B		2.482		3.780	0.9	8.58	9100	16	N331.1A-05
.394	.472	3.150	.787	08	1	.394	0	3	R331.32-080R25EM0.394	1.000	A		2.480	1.575	2.126	0.9	1.74	18100	6	N331.1A-08
		4.000	.866	08	1	.394	0	4	R331.32-101R25EM0.394	1.000	A		2.480		2.126	0.9	2.62	15900	8	N331.1A-08
		5.000	1.201	08	1 1/4	.394	0	5	R331.32-127R32EM0.394	1.250	B		2.480		2.520	0.9	4.18	14100	10	N331.1A-08
		6.000	1.465	08	1 1/2	.394	0	6	R331.32-152R38EM0.394	1.500	B		2.480		2.992	0.9	5.94	12400	12	N331.1A-08
		8.000	2.071	08	1 1/2	.394	0	8	R331.32-203R38EM0.394	1.500	B		2.480		3.780	0.9	8.58	11000	16	N331.1A-08
.472	.591	3.150	.787	08	1	.472	0	3	R331.32-080R25FM0.472	1.000	A		2.480	1.575	2.126	0.9	2.14	18100	6	N331.1A-08
		4.000	.866	08	1	.472	0	4	R331.32-101R25FM0.472	1.000	A		2.480		2.126	0.9	3.17	15900	8	N331.1A-08
		5.000	1.201	08	1 1/4	.472	0	5	R331.32-127R32FM0.472	1.250	B		2.480		2.520	0.9	4.40	14100	10	N331.1A-08
		6.000	1.465	08	1 1/2	.472	0	6	R331.32-152R38FM0.472	1.500	B		2.480		2.992	0.9	5.90	12400	12	N331.1A-08
		8.000	2.071	08	1 1/2	.472	0	8	R331.32-203R38FM0.472	1.500	B		2.480		3.780	0.9	20.46	11000	16	N331.1A-08
.591	.689	4.000	1.024	11	1	.591	0	3	R331.32-101R25KM0.591	1.000	A		2.480	1.575	2.126	2.2	3.16	14000	6	N331.1A-11
		5.000	1.201	11	1 1/4	.591	0	4	R331.32-127R32KM0.591	1.250	B		2.480		2.520	2.2	5.83	12400	8	N331.1A-11
		6.000	1.465	11	1 1/2	.591	0	5	R331.32-152R38KM0.591	1.500	B		2.480		2.992	2.2	9.00	10800	10	N331.1A-11
		8.000	2.071	11	1 1/2	.591	0	6	R331.32-203R38KM0.591	1.500	B		2.480		3.780	2.2	20.50	9600	12	N331.1A-11
		10.000	2.283	11	2 1/2	.591	0	8	R331.32-254R63KM0.591	2.500	C	4.000	2.480		5.354	2.2	22.66	8500	16	N331.1A-11
		12.000	3.283	11	2 1/2	.591	0	10	R331.32-305R63KM0.591	2.500	C	4.000	2.480		5.354	2.2	20.39	7600	20	N331.1A-11
.689	.807	5.000	1.201	11	1 1/4	.689	0	4	R331.32-127R32LM0.689	1.250	B		2.480		2.520	2.2	5.80	12400	8	N331.1A-11
		6.000	1.465	11	1 1/2	.689	0	5	R331.32-152R38LM0.689	1.500	B		2.480		2.992	2.2	9.02	10800	10	N331.1A-11
		8.000	2.071	11	1 1/2	.689	0	6	R331.32-203R38LM0.689	1.500	B		2.480		3.780	2.2	20.68	9600	12	N331.1A-11
		10.000	2.283	11	2 1/2	.689	0	8	R331.32-254R63LM0.689	2.500	C	4.000	2.480		5.354	2.2	44.00	8500	16	N331.1A-11
		12.000	3.283	11	2 1/2	.689	0	10	R331.32-305R63LM0.689	2.500	C	4.000	2.480		5.354	2.2	23.10	7600	20	N331.1A-11
.807	.925	6.000	1.465	14	1 1/2	.807	0	5	R331.32-152R38QM0.807	1.500	B		2.480		2.992	2.2	8.80	9000	10	N331.1A-14
		8.000	2.071	14	1 1/2	.807	0	6	R331.32-203R38QM0.807	1.500	B		2.480		3.780	2.2	19.80	8000	12	N331.1A-14
		10.000	2.283	14	2 1/2	.807	0	8	R331.32-254R63QM0.807	2.500	C	4.000	2.480		5.354	2.2	4.40	7100	16	N331.1A-14
		12.000	3.283	14	2 1/2	.807	0	10	R331.32-305R63QM0.807	2.500	C	4.000	2.480		5.354	2.2	22.66	6300	20	N331.1A-14
.925	1.043	6.000	1.465	14	1 1/2	.925	0	5	R331.32-152R38RM0.925	1.500	B		2.480		2.992	2.2	8.80	9000	10	N331.1A-14
		8.000	2.071	14	1 1/2	.925	0	6	R331.32-203R38RM0.925	1.500	B		2.480		3.780	2.2	20.28	8000	12	N331.1A-14
		10.000	2.283	14	2 1/2	.925	0	8	R331.32-254R63RM0.925	2.500	C	4.000	2.480		5.354	2.2	44.00	7100	16	N331.1A-14
		12.000	3.283	14	2 1/2	.925	0	10	R331.32-305R63RM0.925	2.500	C	4.000	2.480		5.354	2.2	22.88	6300	20	N331.1A-14

J170

O5

Tailor Made Q5

ISO 13399 Q1

CNSC CXSC Q35

SANDVIK Coromant

Fresa de disco ajustable CoroMill® 331 de tres cortes y planeado

En eje

STDNO ISO 6462:2011

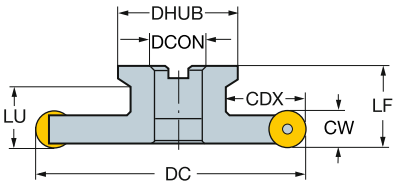

RCKT
RCHT

Versión métrica

CW	DC	CDX		CZC_{MS}	APMX	CNSC			Código de pedido	Dimensiones, mm DCON	ISO	DBC	LF	LU	DHUB	Nm	Kg	RPMX	CICT	MIID
7.9	76	21.6	10	27	7.9	0		4	R331.32-082Q27EMQ	27.0	A		105.2			1.2	0.79	19500	6	RCKT 10 T3 M0
10.0	102	23.0	10	27	10.0	0	8		R331.32-102Q27EMQ	27.0	A		63.0		54.0	3.0	1.18	15900	8	RCKT 10 T3 M0
	127	30.5	10	32	10.0	0	10		R331.32-127Q32EMQ	32.0	B		63.0		64.0	3.0	1.90	14100	10	RCKT 10 T3 M0
	162	42.0	10	40	10.0	0	12		R331.32-162Q40EMQ	40.0	B		63.0		76.0	3.0	2.66	12400	12	RCKT 10 T3 M0
	202	52.0	10	40S	10.0	0	16		R331.32-202Q40EMQ	40.0	C	66.7	63.0		96.0	3.0	4.00	11000	16	RCKT 10 T3 M0
12.0	82	21.0	12	27	12.0	0	6		R331.32-082Q27FMQ	27.0	A		63.0	34	54.0	3.0	0.98	18100	6	RCKT 12 04 M0
	102	23.0	12	27	12.0	0	8		R331.32-102Q27FMQ	27.0	A		63.0		54.0	3.0	1.43	15900	8	RCKT 12 04 M0
	127	30.5	12	32	12.0	0	10		R331.32-127Q32FMQ	32.0	B		63.0		64.0	3.0	2.00	14100	10	RCKT 12 04 M0
	162	42.0	12	40	12.0	0	12		R331.32-162Q40FMQ	40.0	B		63.0		76.0	3.0	2.66	12400	12	RCKT 12 04 M0
	202	52.0	12	40S	12.0	0	16		R331.32-202Q40FMQ	40.0	C	66.7	63.0		96.0	3.0	9.70	11000	16	RCKT 12 04 M0
16.0	102	26.5	16	27	16.0	0	6		R331.32-102Q27KMQ	27.0	A		63.5	40	54.0	5.0	1.90	14000	6	RCKT 16 06 M0
	127	30.5	16	32	16.0	0	8		R331.32-127Q32KMQ	32.0	B		63.5		64.0	5.0	2.62	12400	8	RCKT 16 06 M0
	162	42.0	16	40	16.0	0	10		R331.32-162Q40KMQ	40.0	B		63.5		76.0	5.0	2.66	10800	10	RCKT 16 06 M0
	202	52.0	16	40S	16.0	0	12		R331.32-202Q40KMQ	40.0	C	66.7	63.5		96.0	5.0	9.30	9600	12	RCKT 16 06 M0

J217 O5 Q5 Q1 Q35

Fresa de disco ajustable CoroMill® 331 de tres cortes y planeado

En eje

STDNO ISO 6462:2011

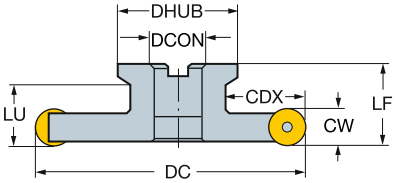

RCKT
RCHT

Versión en pulgadas

CW	DC	CDX		CZC_{MS}	APMX	CNSC		Código de pedido	Dimensiones, pulg. DCON	ISO	LF	LU	DHUB	Ft/lbs	Lbs	RPMX	CICT	MIID
.394	3.228	.827	09	1	.394	0	6	R331.32-082R25EMQ	1.000	A	2.480	1.556	2.126	2.2	1.75	18100	6	RCKT 09 T3 00
	4.079	.925	09	1	.394	0	8	R331.32-103R25EMQ	1.000	A	2.480		2.126	2.2	2.61	15900	8	RCKT 09 T3 00
	5.079	1.200	09	1 1/4	.394	0	10	R331.32-129R32EMQ	1.250	B	2.462		2.520	2.2	4.18	14100	10	RCKT 09 T3 00
	6.079	1.504	09	1 1/2	.394	0	12	R331.32-154R38EMQ	1.500	B	2.520		2.992	2.2	5.87	12400	12	RCKT 09 T3 00
	8.079	2.106	09	1 1/2	.394	0	16	R331.32-205R38EMQ	1.500	B	2.462		3.780	2.2	8.58	11000	16	RCKT 09 T3 00
.500	3.228	.827	13	1	.500	0	6	R331.32-082R25FMQ	1.000	A	2.480	1.602	2.126	2.2	2.15	18100	6	RCKT 13 04 00
	4.079	.925	13	1	.500	0	8	R331.32-103R25FMQ	1.000	A	2.480		2.126	2.2	3.15	15900	8	RCKT 13 04 00
	5.079	1.200	13	1 1/4	.500	0	10	R331.32-129R32FMQ	1.250	B	2.508		2.520	2.2	6.60	14100	10	RCKT 13 04 00
	6.079	1.504	13	1 1/2	.500	0	12	R331.32-154R38FMQ	1.500	B	2.508		2.992	2.2	5.88	12400	12	RCKT 13 04 00
	8.079	2.106	13	1 1/2	.500	0	16	R331.32-205R38FMQ	1.500	B	2.508		3.780	2.2	19.58	11000	16	RCKT 13 04 00
.630	4.079	1.051	16	1	.630	0	6	R331.32-103R25KMQ	1.000	A	2.520	1.615	2.126	3.7	3.15	14000	6	RCKT 16 06 M0
	5.079	1.200	16	1 1/4	.630	0	8	R331.32-129R32KMQ	1.250	B	2.520		2.520	3.7	5.92	12400	8	RCKT 16 06 M0
	6.079	1.504	16	1 1/2	.630	0	10	R331.32-154R38KMQ	1.500	B	2.520		2.992	3.7	8.80	10800	10	RCKT 16 06 M0
	8.079	2.106	16	1 1/2	.630	0	12	R331.32-205R38KMQ	1.500	B	2.520		3.780	3.7	19.60	9600	12	RCKT 16 06 M0

J217

O5

Q5

Q1

Q35

SANDVIK Coromant

Fresa de disco ajustable CoroMill® 331 de tres cortes y planeado

Mango cilíndrico

KAPR 90°

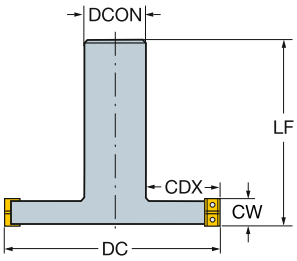

N331.1A

Versión métrica

CW	CWX	DC	CDX		CZC_{MS}	APMX	CNSC		Código de pedido	Dimensiones, mm DCON	LF	Nm	Kg	RPMX	CICT	MIID
6.0	8.0	80	23.0	04	32	6.0	0	3	R331.32-080A32CM06.00	32.0	132.0	0.8	2.00	19300	6	N331.1A-04
		100	28.0	04	42	6.0	0	4	R331.32-100A42CM06.00	42.0	152.0	0.8	2.00	17100	8	N331.1A-04
8.0	10.0	80	23.0	05	32	8.0	0	3	R331.32-080A32DM08.00	32.0	132.1	1.2	2.00	15000	6	N331.1A-05
		100	28.0	05	42	8.0	0	4	R331.32-100A42DM08.00	42.0	152.1	1.2	1.90	13200	8	N331.1A-05
10.0	12.0	80	23.0	08	32	10.0	0	3	R331.32-080A32EM10.00	32.0	132.0	1.2	2.00	18100	6	N331.1A-08
		100	28.0	08	42	10.0	0	4	R331.32-100A42EM10.00	42.0	152.0	1.2	1.90	15900	8	N331.1A-08


J170

O5

Q5

ISO 13399 Q1

CNSC CXSC Q35

Fresa de disco ajustable CoroMill® 331 de tres cortes y planeado

Weldon

KAPR 90°



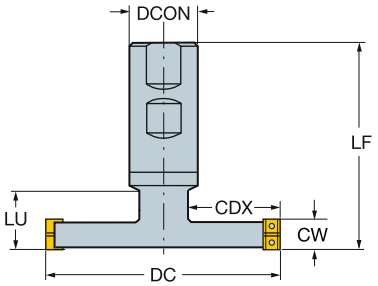

N331.1A

Versión en pulgadas

CW	CWX	DC	CDX		CZC_{MS}	APMX	CNSC		Código de pedido	Dimensiones, pulg. DCON	LF	Ft/lbs	Lbs	RPMX	CICT	MIID
.236	.315	3.150	.787	04	1 1/2	.236	0	3	R331.32-080M38CM0.236	1.500	4.843	0.9	3.13	19300	6	N331.1A-04
		4.000	.945	04	2	.236	0	4	R331.32-101M51CM0.236	2.000	5.513	0.6	3.17	17100	8	N331.1A-04
.315	.394	3.150	.787	05	1 1/2	.315	0	3	R331.32-080M38DM0.315	1.500	4.882	0.9	4.40	15000	6	N331.1A-05
		4.000	.945	05	2	.315	0	4	R331.32-101M51DM0.315	2.000	5.515	0.9	4.18	13200	8	N331.1A-05
.394	.472	3.150	.787	08	1 1/2	.394	0	3	R331.32-080M38EM0.394	1.500	4.921	0.9	4.40	18100	6	N331.1A-08
		4.000	.945	08	2	.394	0	4	R331.32-101M51EM0.394	2.000	5.513	0.9	4.18	15900	8	N331.1A-08

J170

O5

Q5

ISO 13399 Q1

CNSC CXSC Q35

Fresa de disco CoroMill® 331 de tres cortes y planeado

Árbol con chavetero

KAPR 90°

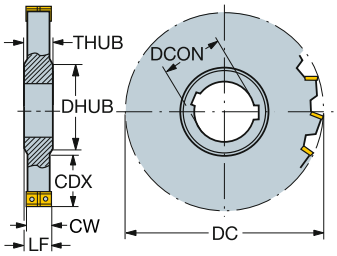

N331.1A

Versión métrica

CW	DC	CDX		CZC_{MS}	APMX	CNSC		Código de pedido	Dimensiones, mm DCON	LF	DRVCT	DHUB	THUB	Nm	Kg	RPMX	CICT	MIID
6.0	100	25.5	04	32	6.0	0	5	**N331.35-100S32CM060**	32.0	7.0	1	47.0	8.0	0.8	0.75	17000	10	N331.1A-04
8.0	100	25.5	05	32	8.0	0	5	**N331.35-100S32DM080**	32.0	9.0	1	47.0	10.0	1.2	0.90	13000	10	N331.1A-05
	125	34.0	05	40	8.0	0	6	**N331.35-125S40DM080**	40.0	9.0	2	55.0	10.0	1.2	1.00	15000	12	N331.1A-05
10.0	125	34.0	08	40	10.0	0	6	**N331.35-125S40EM100**	40.0	11.0	2	55.0	12.0	1.2	1.00	11500	12	N331.1A-08

 J170

O5

Q5

Q1

Q35

Fresa de disco CoroMill® 331 de tres cortes y planeado

Mango cilíndrico

KAPR 90°



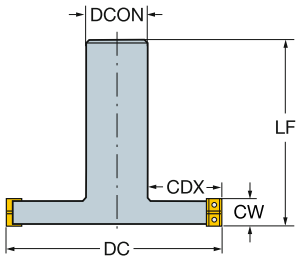

N331.1A

Versión métrica

CW	DC	CDX		CZC_{MS}	APMX	CNSC		Código de pedido	Dimensiones, mm DCON	LF	Nm	Kg	RPMX	CICT	MIID
6.0	40	11.0	04	16	6.0	0	2	R331.35-040A16CM060	16.0	120.0	0.8	0.50	29500	4	N331.1A-04
	50	14.0	04	20	6.0	0	3	R331.35-050A20CM060	20.0	130.0	0.8	0.80	25000	6	N331.1A-04
	63	18.0	04	25	6.0	0	3	R331.35-063A25CM060	25.0	140.0	0.8	1.19	22000	6	N331.1A-04
	80	23.0	04	32	6.0	0	4	R331.35-080A32CM060	32.0	150.0	0.8	1.45	19000	8	N331.1A-04
8.0	40	11.0	05	16	8.0	0	2	R331.35-040A16DM080	16.0	120.0	1.2	0.50	22300	4	N331.1A-05
	50	14.0	05	20	8.0	0	3	R331.35-050A20DM080	20.0	130.0	1.2	0.80	19500	6	N331.1A-05
	63	18.0	05	25	8.0	0	3	R331.35-063A25DM080	25.0	140.0	1.2	1.19	17000	6	N331.1A-05
	80	23.0	05	32	8.0	0	4	R331.35-080A32DM080	32.0	150.0	1.2	1.45	15000	8	N331.1A-05
10.0	40	11.0	08	16	10.0	0	2	R331.35-040A16EM100	16.0	120.0	1.2	0.50	27000	4	N331.1A-08
	50	14.0	08	20	10.0	0	3	R331.35-050A20EM100	20.0	130.0	1.2	0.80	23500	6	N331.1A-08
	63	18.0	08	25	10.0	0	3	R331.35-063A25EM100	25.0	140.0	1.2	1.19	21000	6	N331.1A-08
	80	23.0	08	32	10.0	0	4	R331.35-080A32EM100	32.0	150.0	1.2	1.45	18000	8	N331.1A-08

J170

O5

Q5

ISO 13399 Q1

CNSC CXSC Q35

SANDVIK Coromant

Fresa de disco CoroMill® 331 de tres cortes y planeado

Weldon

KAPR 90°



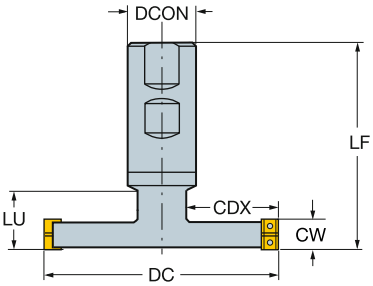

N331.1A

Versión en pulgadas

CW	DC	CDX		CZC_{MS}	APMX	CNSC		Código de pedido	Dimensiones, pulg. DCON	LF	LU	Ft/lbs	Lbs	RPMX	CICT	MIID
.250	1.500	.409	04	1	.250	0	2	R331.35-038M25CMA04	1.000	4.140	1.500	0.6	1.37	30000	4	N331.1A-04
	2.000	.583	04	1	.250	0	3	R331.35-051M25CMA04	1.000	4.140	1.500	0.6	1.52	25000	6	N331.1A-04
	2.500	.732	04	1 1/4	.250	0	3	R331.35-063M32CMA04	1.250	4.140	1.500	0.6	2.62	22000	6	N331.1A-04
	3.000	.850	04	1 1/4	.250	0	4	R331.35-076M32CMA04	1.250	4.140		0.6	2.64	19500	8	N331.1A-04
.312	1.500	.409	04	1	.312	0	2	R331.35-038M25DMA05	1.000	4.140	1.500	0.9	1.45	30000	4	N331.1A-04
	2.000	.583	04	1	.312	0	3	R331.35-051M25DMA05	1.000	4.140	1.500	0.9	1.75	25000	6	N331.1A-04
	2.500	.732	04	1 1/4	.312	0	3	R331.35-063M32DMA05	1.250	4.140	1.500	0.9	2.62	22000	6	N331.1A-04
	3.000	.850	04	1 1/4	.312	0	4	R331.35-076M32DMA05	1.250	4.140		0.9	2.64	19500	8	N331.1A-04
.375	1.500	.409	05	1	.375	0	2	R331.35-038M25EMA06	1.000	4.140	1.500	0.9	1.38	23500	4	N331.1A-05
	2.000	.583	05	1	.375	0	3	R331.35-051M25EMA06	1.000	4.140	1.500	0.9	1.75	19500	6	N331.1A-05
	2.500	.732	05	1 1/4	.375	0	3	R331.35-063M32EMA06	1.250	4.140	1.500	0.9	2.63	17000	6	N331.1A-05
	3.000	.850	05	1 1/4	.375	0	4	R331.35-076M32EMA06	1.250	4.140	1.500	0.9	3.18	15000	8	N331.1A-05
.500	1.500	.409	08	1	.500	0	2	R331.35-038M25EMA08	1.000	4.140	1.500	0.9	1.39	28000	4	N331.1A-08
	2.000	.583	08	1	.500	0	3	R331.35-051M25EMA08	1.000	4.140	1.500	0.9	1.76	23500	6	N331.1A-08
	2.500	.732	08	1 1/4	.500	0	3	R331.35-063M32EMA08	1.250	4.140	1.500	0.9	2.63	20500	6	N331.1A-08
	3.000	.850	08	1 1/4	.500	0	4	R331.35-076M32EMA08	1.250	4.140		0.9	3.18	18500	8	N331.1A-08


J170

O5

Q5

ISO 13399 Q1

CNSC CXSC Q35

Fresa de disco ajustable CoroMill® 331 de dos cortes dobles y planeado

Árbol con chavetero

KAPR 90°

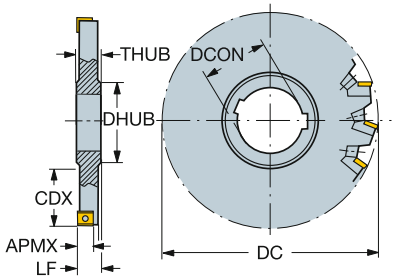

N331.1A

Versión métrica

DC	CDX		CZC_{MS}	APMX	CNSC		Código de pedido	Dimensiones, mm DCON	LF	DRVCT	DHUB	THUB	Nm	Kg	RPMX	CICT	MIID
80	19.5	08	27	7.6	0	6	R/L331.52-080S27FM	27.0	14.0	1	39.0	16.0	1.2	0.35	18100	6	N331.1A-08
	19.5	08	27	7.6	0	6	R/L331.52-080S27EM	27.0	13.0	1	39.0	16.0	1.2	0.38	18100	6	N331.1A-08
100	25.5	08	32	7.6	0	8	R/L331.52-100S32EM	32.0	13.0	1	47.0	16.0	1.2	0.50	15900	8	N331.1A-08
	25.5	08	32	7.6	0	8	R/L331.52-100S32FM	32.0	14.0	1	47.0	16.0	1.2	0.55	15900	8	N331.1A-08
	25.5	11	32	10.6	0	6	R/L331.52-100S32KM	32.0	16.8	1	47.0	18.5	3.0	0.74	14000	6	N331.1A-11
125	34.0	08	40	7.6	0	10	R/L331.52-125S40EM	40.0	13.0	2	55.0	16.0	1.2	0.74	14100	10	N331.1A-08
	34.0	08	40	7.6	0	10	R/L331.52-125S40FM	40.0	14.0	2	55.0	16.0	1.2	0.90	14100	10	N331.1A-08
	34.0	11	40	10.6	0	8	R/L331.52-125S40KM	40.0	16.8	1	55.0	18.5	3.0	1.12	12000	8	N331.1A-11
160	51.5	08	40	7.6	0	12	R/L331.52-160S40FM	40.0	14.0	2	55.0	16.0	1.2	1.80	12400	12	N331.1A-08
	51.5	08	40	7.6	0	12	R/L331.52-160S40EM	40.0	13.0	2	55.0	16.0	1.2	1.40	12400	12	N331.1A-08
	51.5	11	40	10.6	0	10	R/L331.52-160S40KM	40.0	16.8	2	55.0	18.5	3.0	1.00	10000	10	N331.1A-11
200	64.5	11	50	10.6	0	12	R/L331.52-200S50MM	50.0	29.2	2	69.0	31.2	3.0	6.80	9600	12	N331.1A-11
250	89.5	11	50	10.6	0	16	R/L331.52-250S50MM	50.0	29.2	2	69.0	31.2	3.0	6.80	8500	16	N331.1A-11
315	114.5	11	60	10.6	0	20	R/L331.52-315S60NM	60.0	32.8	2	84.0	34.8	3.0	6.80	7600	20	N331.1A-11

J170 O5 Q5 Q1 Q35

Fresa de disco ajustable CoroMill® 331 de dos cortes dobles y planeado

Árbol con chavetero

KAPR 90°

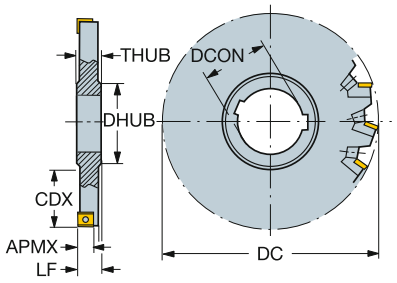

N331.1A

Versión en pulgadas

DC	CDX		CZC_{MS}	APMX	CNSC		Código de pedido	Dimensiones, pulg. DCON	LF	DRVCT	DHUB	THUB	Ft/lbs	Lbs	RPMX	CICT	MIID
3.150	.768	08	1	.299	0	6	R/L331.52-080T25EM	1.000	.512	1	1.535	.630	0.9	0.84	18100	6	N331.1A-08
3.150	.768	08	1	.299	0	6	R/L331.52-080T25FM	1.000	.551	1	1.535	.630	0.9	0.84	18100	6	N331.1A-08
4.000	1.043	08	1 1/4	.299	0	8	R/L331.52-101T32EM	1.250	.512	1	1.811	.630	0.9	1.10	15900	8	N331.1A-08
4.000	1.043	08	1 1/4	.299	0	8	R/L331.52-101T32FM	1.250	.551	1	1.811	.630	0.9	1.32	15900	8	N331.1A-08
4.000	1.043	11	1 1/4	.417	0	6	R/L331.52-101T32KM	1.250	.659	1	1.811	.728	2.2	1.76	14000	6	N331.1A-11
5.000	1.437	08	1 1/2	.299	0	10	R/L331.52-127T38EM	1.500	.512	2	2.047	.630	0.9	2.16	14100	10	N331.1A-08
5.000	1.437	08	1 1/2	.299	0	10	R/L331.52-127T38FM	1.500	.551	2	2.047	.630	0.9	6.60	14100	10	N331.1A-08
5.000	1.437	11	1 1/2	.417	0	8	R/L331.52-127T38KM	1.500	.659	1	2.047	.728	2.2	3.17	12000	8	N331.1A-11
6.000	1.929	08	1 1/2	.299	0	12	R/L331.52-152T38EM	1.500	.512	2	2.047	.630	0.9	4.18	12400	12	N331.1A-08
6.000	1.929	08	1 1/2	.299	0	12	R/L331.52-152T38FM	1.500	.551	2	2.047	.630	0.9	4.18	12400	12	N331.1A-08
6.000	1.929	11	1 1/2	.417	0	10	R/L331.52-152T38KM	1.500	.659	2	2.047	.728	2.2	4.18	10000	10	N331.1A-11
8.000	2.618	11	2	.417	0	12	R/L331.52-203T51MM	2.000	1.149	2	2.677	1.228	2.2	20.81	9600	12	N331.1A-11
10.000	3.622	11	2	.417	0	16	R/L331.52-254T51MM	2.000	1.149	2	2.677	1.228	2.2	24.82	8500	16	N331.1A-11
12.000	4.311	11	2 1/2	.417	0	20	R/L331.52-305T63NM	2.500	1.291	2	3.307	1.370	2.2	6.60	7600	20	N331.1A-11


J170

O5

Q5

Q1

Q35

Fresa de disco ajustable CoroMill® 331 de dos cortes dobles y planeado

En eje

STDNO ISO 6462:2011
KAPR 90°

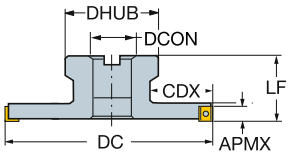

N331.1A

Versión métrica

DC	CDX		CZC_{MS}	APMX	CNSC		Código de pedido	Dimensiones, mm DCON	ISO	DBC	LF	DHUB	Nm	Kg	RPMX	CICT	MIID
80	20.0	08	27	7.6	0	6	R331.52-080Q27FMR	27.0	A		63.0	54.0	1.2	0.98	18100	6	N331.1A-08
80	20.0	08	27	7.6	0	6	R331.52-080Q27EMR	27.0	A		63.0	54.0	1.2	0.80	18100	6	N331.1A-08
100	22.0	08	27	7.6	0	8	R331.52-100Q27FMR	27.0	A		63.0	54.0	1.2	1.44	15900	8	N331.1A-08
100	25.7	11	27	10.6	0	6	R331.52-100Q27KMR	27.0	A		63.0	54.0	3.0	1.44	14000	6	N331.1A-11
125	29.5	08	32	7.6	0	10	R331.52-125Q32FMR	32.0	B		63.0	64.0	1.2	3.00	14100	10	N331.1A-08
125	29.5	08	32	7.6	0	10	R331.52-125Q32EMR	32.0	B		63.0	64.0	1.2	1.90	14100	10	N331.1A-08
125	29.5	11	32	10.6	0	8	R331.52-125Q32KMR	32.0	B		63.0	64.0	3.0	2.70	12000	8	N331.1A-11
160	41.0	08	40	7.6	0	12	R331.52-160Q40EMR	40.0	B		63.0	76.0	1.2	2.69	12400	12	N331.1A-08
160	41.0	08	40	7.6	0	12	R331.52-160Q40FMR	40.0	B		63.0	76.0	1.2	2.70	12400	12	N331.1A-08
160	41.0	11	40	10.6	0	10	R331.52-160Q40KMR	40.0	B		63.0	76.0	3.0	4.00	10800	10	N331.1A-11
200	51.0	11	40S	10.6	0	12	R331.52-200Q40MMR	40.0	C	66.7	63.0	96.0	3.0	27.00	9600	12	N331.1A-11
250	56.0	11	60	10.6	0	16	R331.52-250Q60MMR	60.0	C	101.6	63.0	136.0	3.0	9.50	8500	16	N331.1A-11
315	88.5	11	60	10.6	0	20	R331.52-315Q60NMR	60.0	C	101.6	63.0	136.0	3.0	11.50	7600	20	N331.1A-11

J170

O5

Q5

Q1

Q35

SANDVIK Coromant

Fresa de disco ajustable CoroMill® 331 de dos cortes dobles y planeado

En eje

STDNO ISO 6462:2011
KAPR 90°

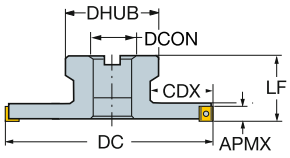

N331.1A

Versión en pulgadas

DC	CDX		CZC_{MS}	APMX	CNSC		Código de pedido	Dimensiones, pulg. DCON	ISO	DBC	LF	DHUB	Ft/lbs	Lbs	RPMX	CICT	MIID
3.150	.787	08	1	.299	0	6	R331.52-080R25FMR	1.000	A		2.480	2.126	0.9	2.15	18100	6	N331.1A-08
3.150	.787	08	1	.299	0	6	R331.52-080R25EMR	1.000	A		2.480	2.126	0.9	1.75	18100	6	N331.1A-08
4.000	.866	08	1	.299	0	8	R331.52-101R25FMR	1.000	A		2.480	2.126	0.9	3.17	15900	8	N331.1A-08
4.000	.866	08	1	.299	0	8	R331.52-101R25EMR	1.000	A		2.480	2.126	0.9	2.62	15900	8	N331.1A-08
4.000	1.024	11	1	.417	0	6	R331.52-101R25KMR	1.000	A		2.480	2.126	2.2	3.17	14000	6	N331.1A-11
5.000	1.201	08	1 1/4	.299	0	10	R331.52-127R32EMR	1.250	B		2.480	2.520	0.9	4.18	14100	10	N331.1A-08
5.000	1.201	08	1 1/4	.299	0	10	R331.52-127R32FMR	1.250	B		2.480	2.520	0.9	6.60	14100	10	N331.1A-08
5.000	1.201	11	1 1/4	.417	0	8	R331.52-127R32KMR	1.250	B		2.480	2.520	2.2	5.94	12000	8	N331.1A-11
6.000	1.464	08	1 1/2	.299	0	12	R331.52-152R38EMR	1.500	B		2.480	2.992	0.9	5.94	12400	12	N331.1A-08
6.000	1.464	08	1 1/2	.299	0	12	R331.52-152R38FMR	1.500	B		2.480	2.992	0.9	5.90	12400	12	N331.1A-08
6.000	1.464	11	1 1/2	.417	0	10	R331.52-152R38KMR	1.500	B		2.480	2.992	2.2	9.02	10800	10	N331.1A-11
8.000	2.067	11	1 1/2	.417	0	12	R331.52-203R38MMR	1.500	B		2.480	3.780	2.2	55.00	9600	12	N331.1A-11
10.000	2.283	11	2 1/2	.417	0	16	R331.52-254R63MMR	2.500	C	4.000	2.480	5.354	2.2	20.90	8500	16	N331.1A-11
12.000	3.283	11	2 1/2	.417	0	20	R331.52-305R63NMR	2.500	C	4.000	2.480	5.354	2.2	25.08	7600	20	N331.1A-11

 J170

O5

Q5

Q1

Q35

Fresa de disco ajustable CoroMill® 331 de dos cortes dobles y planeado

Mango cilíndrico



KAPR 90°

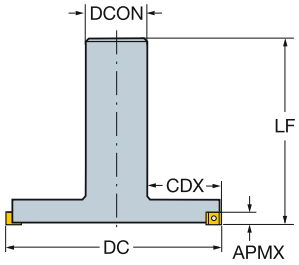

N331.1A

Versión métrica

DC	CDX		CZC_{MS}	APMX	CNSC		Código de pedido	Dimensiones, mm DCON	LF	Nm	Kg	RPMX	CICT	MIID
80	19.5	08	32	7.6	0	6	**R331.52-080A32EMR**	32.0	132.0	1.2	3.00	18100	6	N331.1A-08
100	25.5	08	42	7.6	0	8	**R331.52-100A42EMR**	42.0	152.0	1.2	1.90	15900	8	N331.1A-08


J170

O5

Q5

ISO 13399 Q1

CNSC CXSC Q35

SANDVIK Coromant

Fresa de disco ajustable CoroMill® 331 de dos cortes dobles y planeado

Weldon



KAPR 90°

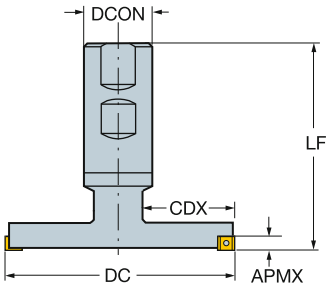

N331.1A

Versión en pulgadas

DC	CDX		CZC_{MS}	APMX	CNSC		Código de pedido	Dimensiones, pulg. DCON	LF	Ft/lbs	Lbs	RPMX	CICT	MIID
3.150	.787	08	1 1/2	.299	0	6	R331.52-080M38EMR	1.500	4.921	0.9	6.60	18100	6	N331.1A-08
4.000	.945	08	2	.299	0	8	R331.52-101M51EMR	2.000	5.120	0.9	4.18	15900	8	N331.1A-08

 J170

O5

Q5

Q1

Q35

Fresa de disco ajustable CoroMill® 331 de dos cortes dobles y planeado inverso

En eje

STDNO ISO 6462:2011
KAPR 90°

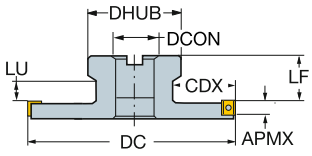

N331.1A

Versión métrica

DC	CDX		CZC_{MS}	APMX	CNSC		Código de pedido	Dimensiones, mm DCON	ISO	DBC	LF	LU	DHUB			RPMX	CICT	MIID
80	20.0	08	27	7.6	0	6	R331.52-080Q27EML	27.0	A		53.0	30	54.0	1.2	0.80	18100	6	N331.1A-08
	20.0	08	27	7.6	0	6	R331.52-080Q27FML	27.0	A		51.0	28	54.0	1.2	0.98	18100	6	N331.1A-08
100	22.0	08	27	7.6	0	8	R331.52-100Q27FML	27.0	A		51.0		54.0	1.2	1.44	15900	8	N331.1A-08
	22.0	08	27	7.6	0	8	R331.52-100Q27EML	27.0	A		53.0		54.0	1.2	1.19	15900	8	N331.1A-08
	25.7	11	27	10.6	0	6	R331.52-100Q27KML	27.0	A		48.0	25	54.0	3.0	1.44	14000	6	N331.1A-11
125	29.5	08	32	7.6	0	10	R331.52-125Q32EML	32.0	B		53.0		64.0	1.2	1.90	14100	10	N331.1A-08
	29.5	08	32	7.6	0	10	R331.52-125Q32FML	32.0	B		51.0		64.0	1.2	3.00	14100	10	N331.1A-08
	29.5	11	32	10.6	0	8	R331.52-125Q32KML	32.0	B		48.0		64.0	3.0	2.70	12000	8	N331.1A-11
160	41.0	08	40	7.6	0	12	R331.52-160Q40FML	40.0	B		51.0		76.0	1.2	2.70	12400	12	N331.1A-08
	41.0	08	40	7.6	0	12	R331.52-160Q40EML	40.0	B		53.0		76.0	1.2	2.69	12400	12	N331.1A-08
	41.0	11	40	10.6	0	10	R331.52-160Q40KML	40.0	B		48.0		76.0	3.0	3.90	10800	10	N331.1A-11
200	51.0	11	40S	10.6	0	12	R331.52-200Q40MML	40.0	C	66.7	35.8		96.0	3.0	27.00	9600	12	N331.1A-11
250	56.0	11	60	10.6	0	16	R331.52-250Q60MML	60.0	C	101.6	35.8		136.0	3.0	9.50	8500	16	N331.1A-11
315	88.5	11	60	10.6	0	20	R331.52-315Q60NML	60.0	C	101.6	32.2		136.0	3.0	11.50	7600	20	N331.1A-11

J170

O5

Q5

Q1

Q35

SANDVIK Coromant

Fresa de disco ajustable CoroMill® 331 de dos cortes dobles y planeado inverso

En eje

STDNO ISO 6462:2011
KAPR 90°



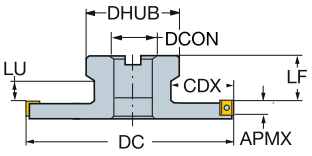

N331.1A

Versión en pulgadas

DC	CDX		CZC_{MS}	APMX	CNSC		Código de pedido	Dimensiones, pulg. DCON	ISO	DBC	LF	LU	DHUB	Ft/lbs	Lbs	RPMX	CICT	MIID
3.150	.787	08	1	.299	0	6	R331.52-080R25EML	1.000	A		2.087	1.181	2.126	0.9	1.76	18100	6	N331.1A-08
	.787	08	1	.299	0	6	R331.52-080R25FML	1.000	A		2.008	1.102	2.126	0.9	2.15	18100	6	N331.1A-08
4.000	.866	08	1	.299	0	8	R331.52-101R25EML	1.000	A		2.087		2.126	0.9	2.62	15900	8	N331.1A-08
	.866	08	1	.299	0	8	R331.52-101R25FML	1.000	A		2.008		2.126	0.9	3.17	15900	8	N331.1A-08
	1.024	11	1	.417	0	6	R331.52-101R25KML	1.000	A		1.890	.984	2.126	2.2	3.17	14000	6	N331.1A-11
5.000	1.201	08	1 1/4	.299	0	10	R331.52-127R32FML	1.250	B		2.008		2.520	0.9	6.60	14100	10	N331.1A-08
	1.201	08	1 1/4	.299	0	10	R331.52-127R32EML	1.250	B		2.087		2.520	0.9	4.18	14100	10	N331.1A-08
	1.201	11	1 1/4	.417	0	8	R331.52-127R32KML	1.250	B		1.890		2.520	2.2	5.94	12000	8	N331.1A-11
6.000	1.464	08	1 1/2	.299	0	12	R331.52-152R38FML	1.500	B		2.008		2.992	0.9	5.90	12400	12	N331.1A-08
	1.464	08	1 1/2	.299	0	12	R331.52-152R38EML	1.500	B		2.087		2.992	0.9	5.94	12400	12	N331.1A-08
	1.464	11	1 1/2	.417	0	10	R331.52-152R38KML	1.500	B		1.890		2.992	2.2	9.02	10800	10	N331.1A-11
8.000	2.067	11	1 1/2	.417	0	12	R331.52-203R38MML	1.500	B		1.409		3.780	2.2	55.00	9600	12	N331.1A-11
10.000	2.283	11	2 1/2	.417	0	16	R331.52-254R63MML	2.500	C	4.000	1.409		5.354	2.2	20.90	8500	16	N331.1A-11
12.000	3.283	11	2 1/2	.417	0	20	R331.52-305R63NML	2.500	C	4.000	1.268		5.354	2.2	24.99	7600	20	N331.1A-11


J170

O5

Q5

Q1

Q35

Fresa de disco ajustable CoroMill® 331 de dos cortes dobles y planeado inverso

Mango cilíndrico



KAPR 90°

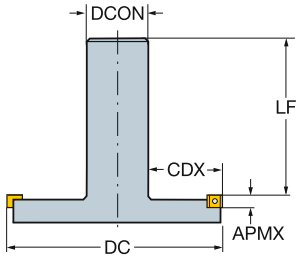

N331.1A

Versión métrica

DC	CDX		CZC_{MS}	APMX	CNSC		Código de pedido	Dimensiones, mm DCON	LF	Nm	Kg	RPMX	CICT	MIID
80	19.5	08	32	7.6	0	6	R331.52-080A32EML	32.0	122.0	1.2	3.00	18100	6	N331.1A-08
100	25.5	08	42	7.6	0	8	R331.52-100A42EML	42.0	142.0	1.2	1.90	15900	8	N331.1A-08

J170

O5

Q5

ISO 13399 Q1

CNSC CXSC Q35

SANDVIK Coromant

Fresa de disco ajustable CoroMill® 331 de dos cortes dobles y planeado inverso

Weldon



KAPR 90°

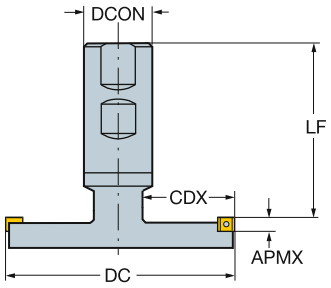

N331.1A

Versión en pulgadas

DC	CDX		CZC_{MS}	APMX	CNSC		Código de pedido	Dimensiones, pulg. DCON	LF			RPMX	CICT	MIID
3.150	.787	08	1 1/2	.299	0	6	**R331.52-080M38EML**	1.500	4.528	0.9	6.60	18100	6	N331.1A-08
4.000	.945	08	2	.299	0	8	**R331.52-101M51EML**	2.000	5.120	0.9	4.18	15900	8	N331.1A-08

 J170 O5 Q5 Q1 Q35

Fresa de disco CoroMill® 331 de dos cortes dobles y planeado

Árbol con chavetero

KAPR 90°



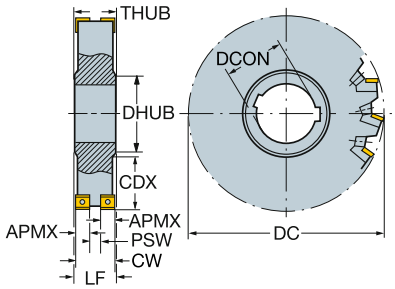

N331.1A

Versión métrica

CWN	CWX	DC	CDX		CZC_{MS}	APMX	CNSC		Código de pedido	Dimensiones, mm DCON	PSW	LF	LFN	DRVCT	DHUB	THUB	Nm	Kg	RPMX	CICT	MIID
27.2	30.2	200	64.5	11	50	10.6	0	12	N331.52-200S50MMxx.xx	50.0	7.0	29.2	29.2	2	69.0	31.2	3.0	7.50	9600	24	N331.1A-11
		250	89.5	11	50	10.6	0	16	N331.52-250S50MMxx.xx	50.0	7.0	29.2	29.2	2	69.0	31.2	3.0	7.50	8500	32	N331.1A-11
30.8	33.8	315	114.5	11	60	10.6	0	20	N331.52-315S60NMxx.xx	60.0	10.6	32.8	32.8	2	84.0	34.8	3.0	1.00	7600	40	N331.1A-11

Versión en pulgadas

CWN	CWX	DC	CDX		CZC_{MS}	APMX	CNSC		Código de pedido	Dimensiones, pulg. DCON	PSW	LF	LFN	DRVCT	DHUB	THUB	Ft/lbs	Lbs	RPMX	CICT	MIID
1.071	1.189	8.000	2.618	11	2	.417	0	12	N331.52-203T51MMx.xxx	2.000	.275	1.149	1.149	2	2.677	1.228	2.2	16.50	9600	24	N331.1A-11
		10.000	3.622	11	2	.417	0	16	N331.52-254T51MMx.xxx	2.000	.275	1.149	1.149	2	2.677	1.228	2.2	16.50	8500	32	N331.1A-11
1.213	1.331	12.000	4.311	11	2 1/2	.417	0	20	N331.52-305T63NMx.xxx	2.500	.417	1.292	1.292	2	3.307	1.370	2.2	16.50	7600	40	N331.1A-11

J170

O5

Q5

ISO 13399 Q1

CNSC CXSC Q35

SANDVIK Coromant

Fresa de disco CoroMill® 331 de dos cortes dobles y planeado

En eje

STDNO ISO 6462:2011
KAPR 90°

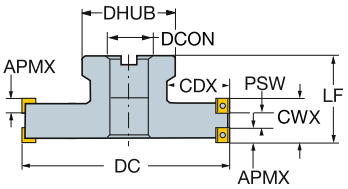

N331.1A

Versión métrica

CWN	CWX	DC	CDX		CZC_{MS}	APMX	CNSC		Código de pedido	Dimensiones, mm DCON	ISO	DBC	PSW	LFN	DHUB	Nm	Kg	RPMX	CICT	MIID
27.2	30.2	200	51.0	11	40S	10.6	0	12	R331.52-200Q40MMxx.xx	40.0	C	66.7	7.0	63.0	96.0	3.0	27.00	9600	24	N331.1A-11
		250	56.0	11	60	10.6	0	16	R331.52-250Q60MMxx.xx	60.0	C	101.6	7.0	63.0	136.0	3.0	9.50	8500	32	N331.1A-11
30.8	33.8	315	88.5	11	60	10.6	0	20	R331.52-315Q60NMxx.xx	60.0	C	101.6	10.6	63.0	136.0	3.0	11.44	8500	40	N331.1A-11

Versión en pulgadas

CWN	CWX	DC	CDX		CZC_{MS}	APMX	CNSC		Código de pedido	Dimensiones, pulg. DCON	ISO	DBC	PSW	LFN	DHUB	Ft/lbs	Lbs	RPMX	CICT	MIID
1.071	1.189	8.000	2.067	11	1 1/2	.417	0	12	R331.52-203R38MMx.xxx	1.500	B		.275	2.480	3.780	2.2	55.00	9600	24	N331.1A-11
		10.000	2.283	11	2 1/2	.417	0	16	R331.52-254R63MMx.xxx	2.500	C	4.000	.275	2.480	5.354	2.2	20.90	8500	32	N331.1A-11
1.213	1.331	12.000	3.283	11	2 1/2	.417	0	20	R331.52-305R63NMx.xxx	2.500	C	4.000	.417	2.480	5.354	2.2	24.99	8500	40	N331.1A-11


J170

O5

Q5

Q1

Q35

Plaquita CoroMill® 300 para fresado

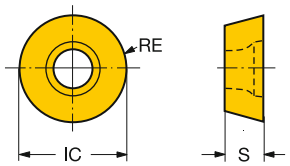

Versión métrica

		RE		Código de pedido	P					M				K						N		S								H				Dimensiones, mm, pulg.	
					1025	1030	4220	4230	4240	1030	1040	2030	2040	1020	3040	3330	4220	4240	H13A	1025	1030	H13A	1010	1025	1030	2030	2040	H13A	S30T	S40T	1010	1025	1030	3040	4220	IC	S
Ligero		08	4.0	R300-0828E-PL		☆				☆										☆			☆		☆				☆	☆	☆		☆			8.0	2.78
			.157																															.315	.109
		10	5.0	R300-1032E-PL		☆				☆										☆			☆		☆				☆	☆	☆		☆			10.0	3.18
			.197																															.394	.125
		12	6.0	R300-1240E-PL		☆			☆	☆										☆			☆		☆				☆	☆	☆		☆			12.0	3.97
			.236																															.472	.156
		16	8.0	R300-1648E-PL		☆			☆	☆										☆					☆				☆	☆			☆			16.0	4.76
			.315																															.630	.187
		20	10.0	R300-2060E-PL		☆			☆	☆										☆					☆					☆			☆			20.0	6.48
			.394																															.787	.255
		12	6.0	R300-1240E-ML							☆	☆	☆												☆											12.0	3.97
			.236																															.472	.156
		16	8.0	R300-1648E-ML							☆	☆	☆												☆	☆									16.0	4.76
			.315																															.630	.187
		20	10.0	R300-2060E-ML							☆	☆	☆												☆	☆									20.0	6.48
			.394																															.787	.255
		08	4.0	R300-0828E-KL														☆			☆						☆								8.0	2.78
			.157																															.315	.109
		10	5.0	R300-1032E-KL														☆			☆						☆								10.0	3.18
			.197																															.394	.125
		12	6.0	R300-1240E-KL										☆																						12.0	3.97
			.236																															.472	.156
Medio		08	4.0	R300-0828E-PM	☆	☆			☆									☆		☆	☆		☆	☆	☆				☆	☆	☆	☆	☆	☆		8.0	2.78
			.157																															.315	.109
		10	5.0	R300-1032E-PM	☆	☆			☆									☆		☆	☆		☆	☆	☆				☆	☆	☆	☆	☆	☆		10.0	3.18
			.197																															.394	.125
		12	6.0	R300-1240E-PM	☆	☆			☆											☆	☆		☆	☆	☆				☆	☆	☆	☆	☆	☆		12.0	3.97
			.236																															.472	.156
		16	8.0	R300-1648E-PM	☆	☆			☆											☆	☆		☆	☆	☆				☆	☆	☆	☆	☆	☆		16.0	4.76
			.315																															.630	.187
		20	10.0	R300-2060E-PM		☆			☆											☆			☆		☆					☆	☆		☆			20.0	6.48
			.394																															.787	.255
		08	4.0	R300-0828M-PM		☆			☆											☆					☆				☆	☆			☆			8.0	2.78
			.157																															.315	.109
		10	5.0	R300-1032M-PM		☆		☆	☆											☆					☆				☆	☆			☆			10.0	3.18
			.197																															.394	.125
		12	6.0	R300-1240M-PM		☆	☆	☆	☆								☆	☆							☆				☆	☆			☆		☆	12.0	3.97
			.236																															.472	.156
		16	8.0	R300-1648M-PM		☆		☆	☆									☆							☆				☆	☆			☆			16.0	4.76
			.315																															.630	.187
		20	10.0	R300-2060M-PM		☆		☆	☆									☆							☆					☆			☆			20.0	6.48
			.394																															.787	.255

J474 J508 Q1 Q17

Plaquita CoroMill® 300 para fresado

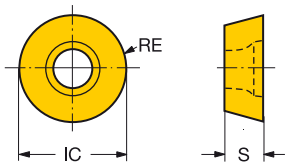

Versión métrica

		RE	Código de pedido	P					M			K						N			S							H				Dimensiones, mm, pulg.	
				1025	1030	4220	4230	4240	1030	1040	2030	2040	1020	3040	3330	4220	4240	H13A	1025	1030	H13A	1010	1025	1030	2030	2040	H13A	S30T	S40T	1010	1025	1030	3040	4220	IC	S
Medio		08	R300-0828E-MM						☆		☆															☆								8.0	2.78
		.157																																.315	.109
		10	R300-1032E-MM						☆		☆															☆								10.0	3.18
		.197																																.394	.125
		12	R300-1240E-MM						☆	☆	☆														☆	☆								12.0	3.97
		.236																																.472	.156
		16	R300-1648E-MM						☆		☆															☆								16.0	4.76
		.315																																.630	.187
		20	R300-2060E-MM						☆	☆	☆														☆	☆								20.0	6.48
		.394																																.787	.255
		08	R300-0828M-MM						☆	☆	☆														☆	☆								8.0	2.78
		.157																																.315	.109
		10	R300-1032M-MM						☆	☆	☆														☆	☆								10.0	3.18
		.197																																.394	.125
		12	R300-1240M-MM						☆	☆	☆														☆	☆								12.0	3.97
		.236																																.472	.156
		16	R300-1648M-MM						☆	☆	☆														☆	☆								16.0	4.76
		.315																																.630	.187
		20	R300-2060M-MM						☆	☆	☆														☆	☆								20.0	6.48
		.394																																.787	.255
		08	R300-0828E-KM									☆																						8.0	2.78
		.157																																.315	.109
		12	R300-1240E-KM									☆		☆																				12.0	3.97
		.236																																.472	.156
		16	R300-1648E-KM									☆		☆																				16.0	4.76
		.315																																.630	.187
Pesado		08	R300-0828M-PH		☆	☆	☆	☆								☆				☆				☆								☆		8.0	2.78
		.157																																.315	.109
		10	R300-1032M-PH		☆	☆	☆	☆								☆					☆											☆	☆	10.0	3.18
		.197																																.394	.125
		12	R300-1240M-PH		☆	☆	☆	☆								☆					☆		☆					☆	☆			☆	☆	12.0	3.97
		.236																																.472	.156
		16	R300-1648M-PH		☆	☆	☆	☆								☆					☆		☆					☆	☆			☆	☆	16.0	4.76
		.315																																.630	.187
		20	R300-2060M-PH		☆	☆	☆	☆								☆					☆		☆					☆				☆	☆	20.0	6.48
		.394																																.787	.255
		08	R300-0828M-MH								☆															☆								8.0	2.78
		.157																																.315	.109
		10	R300-1032M-MH							☆	☆															☆	☆								10.0	3.18
		.197																																.394	.125
		12	R300-1240M-MH							☆	☆															☆	☆								12.0	3.97
		.236																																.472	.156
		16	R300-1648M-MH							☆	☆															☆	☆								16.0	4.76
		.315																																.630	.187
		20	R300-2060M-MH							☆	☆															☆	☆								20.0	6.48
		.394																																.787	.255

J474 J508 Q1 Q17

Plaquita CoroMill® 300 para fresado

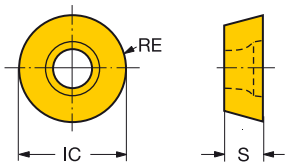

Versión métrica

					P					M					K						N			S								H				Dimensiones, mm, pulg.	
			RE	Código de pedido	1025	1030	4220	4230	4240	1030	1040	2030	2040	1020	3040	3330	4220	4240	H13A	1025	1030	H13A	1010	1025	1030	2030	2040	H13A	S30T	S40T	1010	1025	1030	3040	4220	IC	S
Pesado		08	4.0	R300-0828M-KH										☆	☆							☆						☆						☆		8.0	2.78
			.157																																*.315*	*.109*
		10	5.0	R300-1032M-KH											☆	☆																		☆		10.0	3.18
			.197																																*.394*	*.125*
		12	6.0	R300-1240M-KH										☆	☆	☆																		☆		12.0	3.97
			.236																																*.472*	*.156*
		16	8.0	R300-1648M-KH										☆	☆	☆																		☆		16.0	4.76
			.315																																*.630*	*.187*
		20	10.0	R300-2060M-KH											☆	☆																				20.0	6.48
			.394																																*.787*	*.255*

Plaquita CoroMill® 300 para fresado

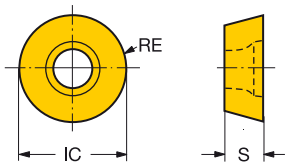

Versión en pulgadas

			RE	Código de pedido	P					M				K				N		S						H				Dimensiones, mm, pulg.	
					1025	1030	4220	4230	4240	1030	1040	2030	2040	3040	3330	4220	4240	1025	1030	1010	1025	1030	2030	2040	S30T	S40T	1010	1025	1030	3040	4220	IC	S
Ligero		13	6.4	R300-1340E-PL		☆				☆									☆	☆		☆			☆	☆	☆		☆			12.7	3.97
			.250																												.500	.156
		25	12.7	R300-2570E-PL		☆			☆	☆									☆	☆		☆			☆		☆					25.4	7.94
			.500																												1.000	.313
		13	6.4	R300-1340E-ML						☆	☆	☆											☆	☆								12.7	3.97
			.250																												.500	.156
		25	12.7	R300-2570E-ML						☆		☆											☆									25.4	7.94
			.500																												1.000	.313
Medio		07 20	3.5	R300-0720E-PM	☆	☆			☆							☆		☆	☆		☆	☆						☆	☆			7.0	1.99
			.138																												.276	.078
		07 24	3.5	R300-0724E-PM	☆	☆			☆							☆		☆	☆		☆	☆						☆	☆			7.0	2.38
			.138																												.276	.094
		05	2.5	R300-0517E-PM	☆	☆			☆							☆		☆	☆		☆	☆						☆	☆			5.0	1.70
			.098																												.197	.067
		09	4.8	R300-0932E-PM	☆	☆												☆	☆	☆	☆	☆					☆	☆	☆			9.5	3.18
			.187																												.375	.125
		13	6.4	R300-1340E-PM	☆	☆												☆	☆	☆	☆	☆			☆	☆	☆	☆	☆			12.7	3.97
			.250																												.500	.156
		09	4.8	R300-0932M-PM		☆			☆									☆			☆							☆			9.5	3.18
			.187																												.375	.125
		13	6.4	R300-1340M-PM		☆		☆	☆												☆			☆	☆			☆			12.7	3.97
			.250																												.500	.156
		25	12.7	R300-2570M-PM		☆		☆	☆							☆					☆				☆			☆			25.4	7.94
			.500																												1.000	.313
		07 20	3.5	R300-0720E-MM						☆		☆											☆									7.0	1.99
			.138																												.276	.078
		07 24	3.5	R300-0724E-MM								☆											☆									7.0	2.38
			.138																												.276	.094
		05	2.5	R300-0517E-MM								☆											☆									5.0	1.70
			.098																												.197	.067
		09	4.8	R300-0932E-MM								☆											☆									9.5	3.18
			.187																												.375	.125
		13	6.4	R300-1340E-MM						☆	☆	☆											☆	☆								12.7	3.97
			.250																												.500	.156
		09	4.8	R300-0932M-MM							☆	☆											☆	☆								9.5	3.18
			.187																												.375	.125
		13	6.4	R300-1340M-MM						☆	☆	☆											☆	☆								12.7	3.97
			.250																												.500	.156
		25	12.7	R300-2570M-MM						☆		☆											☆									25.4	7.94
			.500																												1.000	.313

J474 J508 Q1 Q17

Plaquita CoroMill® 300 para fresado

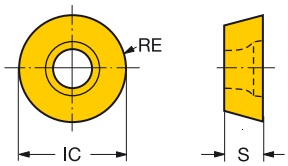

Versión en pulgadas

			RE	Código de pedido	P					M					K					N		S								H				Dimensiones, mm, pulg.	
					1025	1030	4220	4230	4240	1030	1040	2030	2040		3040	3330	4220	4240		1025	1030	1010	1025	1030	2030	2040	S30T	S40T			1010	1025	1030	3040	4220		
Pesado		09	4.8	R300-0932M-PH		☆		☆	☆											☆			☆									☆			9.5	3.18
			.187																															.375	.125
		13	6.4	R300-1340M-PH		☆	☆	☆	☆							☆						☆		☆						☆		☆		☆	12.7	3.97
			.250																															.500	.156
		25	12.7	R300-2570M-PH		☆		☆	☆													☆		☆			☆			☆		☆			25.4	7.94
			.500																															1.000	.313
		09	4.8	R300-0932M-MH								☆	☆												☆	☆									9.5	3.18
			.187																															.375	.125
		13	6.4	R300-1340M-MH								☆	☆												☆	☆									12.7	3.97
			.250																															.500	.156
		25	12.7	R300-2570M-MH									☆													☆									25.4	7.94
			.500																															1.000	.313
		13	6.4	R300-1340M-KH											☆	☆																		☆	12.7	3.97
			.250																															.500	.156
		25	12.7	R300-2570M-KH											☆	☆																			25.4	7.94
			.500																															1.000	.313

J474 J508 Q1 Q17

Fresa de planear CoroMill® 300

Coromant Capto®

Diseño positivo

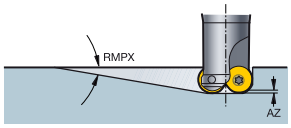

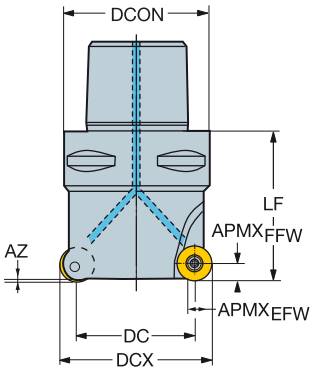

Versión métrica

DC		CZC$_{MS}$	APMX$_{EFW}$	APMX$_{FFW}$	AZ	RMPX	CNSC			Código de pedido	Dimensiones, mm DCON	DCX	LF	Nm	Kg	RPMX	CICT	MIID
23.0	12	C3	9.0	6.0	3.0	10°	1	4		R300-035C3-12H	32.0	35.0	43.0	3.0	0.24	32900	4	R300-1240..
	12	C3	9.0	6.0	3.0	10°	1		3	R300-035C3-12M	32.0	35.0	43.0	3.0	0.24	32900	3	R300-1240..
25.0	10	C3	7.5	5.0	2.3	7°	1	4		R300-035C3-10H	32.0	35.0	40.0	3.0	0.29	43200	4	R300-1032..
27.0	08	C3	6.0	4.0	1.9	4°	1	5		R300-035C3-08H	32.0	35.0	40.0	1.2	0.31	33800	5	R300-0828..
	08	C3	6.0	4.0	1.9	4°	1		4	R300-035C3-08M	32.0	35.0	40.0	1.2	0.31	33800	4	R300-0828..
30.0	12	C4	9.0	6.0	3.0	7°	1	4		R300-042C4-12H	40.0	42.0	50.0	3.0	0.58	28300	4	R300-1240..
	12	C4	9.0	6.0	3.0	7°	1		3	R300-042C4-12M	40.0	42.0	50.0	3.0	0.60	28300	3	R300-1240..
32.0	10	C4	7.5	5.0	2.3	5°	1	5		R300-042C4-10H	40.0	42.0	50.0	3.0	0.54	37200	5	R300-1032..
34.0	08	C4	6.0	4.0	1.9	3°	1	6		R300-042C4-08H	40.0	42.0	50.0	1.2	0.49	29800	6	R300-0828..
36.0	16	C5	12.0	8.0	3.8	7°	1	5		R300-052C5-16H	50.0	52.0	60.0	5.0	0.97	20600	5	R300-1648..
	16	C5	12.0	8.0	3.8	7°	1		3	R300-052C5-16L	50.0	52.0	60.0	5.0	1.06	20600	3	R300-1648..
	16	C5	12.0	8.0	3.8	7°	1		4	R300-052C5-16M	50.0	52.0	60.0	5.0	0.97	20600	4	R300-1648..
40.0	12	C5	9.0	6.0	3.0	5°	1	5		R300-052C5-12H	50.0	52.0	50.0	3.0	0.97	24000	5	R300-1240..
	12	C5	9.0	6.0	3.0	5°	1		3	R300-052C5-12L	50.0	52.0	50.0	3.0	0.97	24400	3	R300-1240..
	12	C5	9.0	6.0	3.0	5°	1		4	R300-052C5-12M	50.0	52.0	50.0	3.0	0.97	24400	4	R300-1240..
44.0	08	C5	6.0	4.0	1.9	2°	1	8		R300-052C5-08H	50.0	52.0	50.0	1.2	1.00	26100	8	R300-0828..
46.0	20	C6	15.0	10.0	6.0	9°	1	5		R300-066C6-20H	63.0	66.0	80.0	7.5	1.90	18478	5	R300-2060..
	20	C6	15.0	10.0	6.0	9°	1		4	R300-066C6-20M	63.0	66.0	80.0	7.5	1.90	18478	4	R300-2060..
50.0	16	C6	12.0	8.0	3.8	4°	1	6		R300-066C6-16H	63.0	66.0	60.0	5.0	1.89	17600	6	R300-1648..
	16	C6	12.0	8.0	3.8	4°	1		4	R300-066C6-16L	63.0	66.0	60.0	5.0	1.90	17600	4	R300-1648..
	16	C6	12.0	8.0	3.8	4°	1		5	R300-066C6-16M	63.0	66.0	60.0	5.0	1.90	17600	5	R300-1648..
54.0	12	C6	9.0	6.0	3.0	3°	1	7		R300-066C6-12H	63.0	66.0	50.0	3.0	1.64	21700	7	R300-1240..
	12	C6	9.0	6.0	3.0	3°	1		4	R300-066C6-12L	63.0	66.0	50.0	3.0	1.66	21700	4	R300-1240..
	12	C6	9.0	6.0	3.0	3°	1		5	R300-066C6-12M	63.0	66.0	50.0	3.0	1.65	21700	5	R300-1240..
58.0	08	C6	6.0	4.0	1.9	1°	1	10		R300-066C6-08H	63.0	66.0	50.0	1.2	1.66	23100	10	R300-0828..
60.0	20	C6	15.0	10.0	6.0	6°	1	6		R300-080C6-20H	63.0	80.0	80.0	7.5	1.90	15622	6	R300-2060..
	20	C6	15.0	10.0	6.0	6°	1		5	R300-080C6-20M	63.0	80.0	80.0	7.5	1.90	15622	5	R300-2060..
64.0	16	C6	12.0	8.0	3.8	3°	1	7		R300-080C6-16H	63.0	80.0	60.0	5.0	1.90	15400	7	R300-1648..
	16	C6	12.0	8.0	3.8	3°	1		5	R300-080C6-16M	63.0	80.0	60.0	5.0	1.90	15400	5	R300-1648..
68.0	12	C6	9.0	6.0	3.0	2°	1	8		R300-080C6-12H	63.0	80.0	50.0	3.0	1.89	18900	8	R300-1240..
	12	C6	9.0	6.0	3.0	2°	1		6	R300-080C6-12M	63.0	80.0	50.0	3.0	1.90	18900	6	R300-1240..
72.0	08	C6	6.0	4.0	1.9	1°	1	12		R300-080C6-08H	63.0	80.0	50.0	1.2	1.89	20500	12	R300-0828..
80.0	20	C8	15.0	10.0	6.0	4°	1	7		R300-100C8-20H	80.0	100.0	80.0	7.5	3.80	12843	7	R300-2060..
	20	C8	15.0	10.0	6.0	4°	1		6	R300-100C8-20M	80.0	100.0	80.0	7.5	3.80	12843	6	R300-2060..

J200

O5

Q5

Q1

Q35

Q16

Fresa de planear CoroMill® 300

Coromant Capto®

Diseño positivo

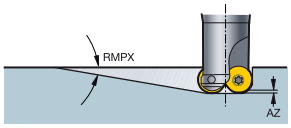

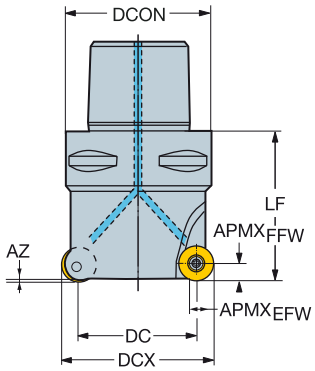

Versión en pulgadas

DC		CZC_{MS}	$APMX_{EFW}$	$APMX_{FFW}$	AZ	RMPX	CNSC			Código de pedido	Dimensiones, pulg. DCON	DCX	LF	Ft/lbs	Lbs	RPMX	CICT	MIID
1.547	13	C5	.375	.248	.110	5°	1		5	RA300-052C5-13H	1.969	2.047	2.000	2.2	1.98	16900	3	R300-13..
	13	C5	.375	.248	.110	5°	1		3	RA300-052C5-13L	1.969	2.047	2.000	2.2	1.98	16600	3	R300-13..
	13	C5	.375	.248	.110	5°	1		4	RA300-052C5-13M	1.969	2.047	2.000	2.2	1.98	16600	3	R300-13..
2.000	25	C6	.750	.492	.236	0°	1		3	RA300-076C6-25L	2.480	3.000	3.150	7.5	3.96	18214	3	R300-25..
	25	C6	.750	.492	.236	0°	1	4		RA300-076C6-25M	2.480	3.000	3.150	7.5	3.96	18214	4	R300-25..
2.098	13	C6	.375	.248	.110	3°	1		4	RA300-066C6-13L	2.480	2.598	2.000	2.2	2.50	14300	4	R300-13..
	13	C6	.375	.248	.110	3°	1		5	RA300-066C6-13M	2.480	2.598	2.000	2.2	2.50	14300	5	R300-13..
	13	C6	.375	.248	.110	3°	1	7		RA300-066C6-13H	2.480	2.598	2.000	2.2	2.50	14300	7	R300-13..
2.213	20	C6	.591	.394	.236	7°	1		4	RA300-076C6-20M	2.480	3.000	3.150	5.5	3.96	16311	4	R300-20..
	20	C6	.591	.394	.236	7°	1	5		RA300-076C6-20H	2.480	3.000	3.150	5.5	3.96	16311	5	R300-20..
2.370	16	C6	.472	.315	.150	2°	1	5		RA300-076C6-16M	2.480	2.992	2.362	3.7	3.96	16000	5	R300-16..
	16	C6	.472	.315	.150	2°	1		7	RA300-076C6-16H	2.480	2.992	2.362	3.7	3.96	16000	7	R300-16..
3.000	25	C8	.750	.492	.276	0°	1		4	RA300-102C8-25M	3.150	4.000	3.150	7.5	8.14	3120	4	R300-25..
	25	C8	.750	.492	.276	0°	1	6		RA300-102C8-25H	3.150	4.000	3.150	7.5	8.14	13498	6	R300-25..
3.213	20	C8	.591	.394	.236	4°	1		6	RA300-102C8-20M	3.150	4.000	3.150	5.5	8.14	12672	6	R300-20..
	20	C8	.591	.394	.236	4°	1	7		RA300-102C8-20H	3.150	4.000	3.150	5.5	8.14	12672	7	R300-20..

J200 O5 Q5 Q1 Q35 Q16

Fresa de planear CoroMill® 300

En eje

Diseño positivo

STDNO ISO 6462:2011

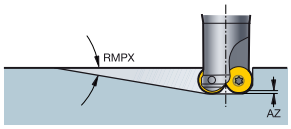

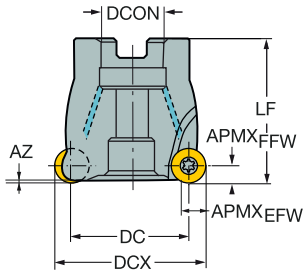

Versión métrica

DC		CZC$_{MS}$	APMX$_{EFW}$	APMX$_{FFW}$	AZ	RMPX	CNSC			Código de pedido	Dimensiones, mm DCON	ISO	DBC	DCX	LF	Nm	Kg	RPMX	CICT	MIID
32.0	08	16	6.0	4.0	1.9	3°	1		5	R300-040Q16-08M	16.0	A		40.0	40.0	1.2	0.44	30800	5	R300-0828..
	08	16	6.0	4.0	1.9	3°	1	6		R300-040Q16-08H	16.0	A		40.0	40.0	1.2	0.44	30800	6	R300-0828..
38.0	12	22	9.0	6.0	3.0	5°	1	5		R300-050Q22-12H	22.0	A		50.0	50.0	3.0	0.83	25000	5	R300-1240..
	12	22	9.0	6.0	3.0	5°	1		3	R300-050Q22-12L	22.0	A		50.0	50.0	3.0	0.79	25000	3	R300-1240..
	12	22	9.0	6.0	3.0	5°	1		4	R300-050Q22-12M	22.0	A		50.0	50.0	3.0	0.79	25000	4	R300-1240..
40.0	12	22	9.0	6.0	3.0	5°	1	5		R300-052Q22-12H	22.0	A		52.0	50.0	3.0	0.87	24400	5	R300-1240..
	12	22	9.0	6.0	3.0	5°	1		3	R300-052Q22-12L	22.0	A		52.0	50.0	3.0	0.79	24400	3	R300-1240..
	12	22	9.0	6.0	3.0	5°	1		4	R300-052Q22-12M	22.0	A		52.0	50.0	3.0	0.79	24400	4	R300-1240..
42.0	08	22	6.0	4.0	1.9	2°	1	8		R300-050Q22-08H	22.0	A		50.0	50.0	1.2	0.83	26700	8	R300-0828..
44.0	08	22	6.0	4.0	1.9	2°	1	8		R300-052Q22-08H	22.0	A		52.0	50.0	1.2	0.85	26100	8	R300-0828..
47.0	16	22	12.0	8.0	3.8	5°	1	6		R300-063Q22-16H	22.0	A		63.0	50.0	5.0	0.86	18200	6	R300-1648..
	16	22	12.0	8.0	3.8	5°	1		3	R300-063Q22-16L	22.0	A		63.0	50.0	5.0	0.97	18200	3	R300-1648..
	16	22	12.0	8.0	3.8	5°	1		4	R300-063Q22-16M	22.0	A		63.0	50.0	5.0	0.87	18200	4	R300-1648..
51.0	12	22	9.0	6.0	3.0	3°	1	7		R300-063Q22-12H	22.0	A		63.0	50.0	3.0	0.97	22100	7	R300-1240..
	12	22	9.0	6.0	3.0	3°	1		4	R300-063Q22-12L	22.0	A		63.0	50.0	3.0	0.97	22100	4	R300-1240..
	12	22	9.0	6.0	3.0	3°	1		5	R300-063Q22-12M	22.0	A		63.0	50.0	3.0	0.97	22100	5	R300-1240..
55.0	08	22	6.0	4.0	1.9	1°	1	10		R300-063Q22-08H	22.0	A		63.0	50.0	1.2	0.97	23700	10	R300-0828..
60.0	20	27	15.0	10.0	6.0	6°	1	6		R300-080Q27-20H	27.0	A		80.0	50.0	7.5	0.79	15622	6	R300-2060..
	20	27	15.0	10.0	6.0	6°	1		4	R300-080Q27-20L	27.0	A		80.0	50.0	7.5	0.79	15622	4	R300-2060..
	20	27	15.0	10.0	6.0	6°	1		5	R300-080Q27-20M	27.0	A		80.0	50.0	7.5	0.79	15622	5	R300-2060..
64.0	16	27	12.0	8.0	3.8	3°	1	7		R300-080Q27-16H	27.0	A		80.0	50.0	5.0	1.18	15400	7	R300-1648..
	16	27	12.0	8.0	3.8	3°	1		5	R300-080Q27-16M	27.0	A		80.0	50.0	5.0	1.18	15400	5	R300-1648..
68.0	12	27	9.0	6.0	3.0	2°	1	8		R300-080Q27-12H	27.0	A		80.0	50.0	3.0	1.18	18900	8	R300-1240..
	12	27	9.0	6.0	3.0	2°	1		6	R300-080Q27-12M	27.0	A		80.0	50.0	3.0	1.18	18900	6	R300-1240..
72.0	08	27	6.0	4.0	1.9	1°	1	12		R300-080Q27-08H	27.0	A		80.0	50.0	1.2	1.18	20500	12	R300-0828..
80.0	20	32	15.0	10.0	6.0	4°	1	7		R300-100Q32-20H	32.0	A		100.0	63.0	7.5	1.90	12843	7	R300-2060..
	20	32	15.0	10.0	6.0	4°	1		5	R300-100Q32-20L	32.0	A		100.0	63.0	7.5	1.90	12843	5	R300-2060..
	20	32	15.0	10.0	6.0	4°	1		6	R300-100Q32-20M	32.0	A		100.0	63.0	7.5	1.90	12843	6	R300-2060..
84.0	16	32	12.0	8.0	3.8	2°	0		6	R300-100Q32-16M	32.0	A		100.0	50.0	5.0	1.67	13300	6	R300-1648..
	16	32	12.0	8.0	3.8	2°	0	8		R300-100Q32-16H	32.0	A		100.0	50.0	5.0	1.67	13300	8	R300-1648..
105.0	20	40	15.0	10.0	6.0	3°	1	9		R300-125Q40-20H	40.0	B		125.0	63.0	7.5	2.60	10768	9	R300-2060..
	20	40	15.0	10.0	6.0	3°	1		5	R300-125Q40-20L	40.0	B		125.0	63.0	7.5	2.60	10768	5	R300-2060..
	20	40	15.0	10.0	6.0	3°	1		7	R300-125Q40-20M	40.0	B		125.0	63.0	7.5	2.60	10768	7	R300-2060..
109.0	16	32	12.0	8.0	3.8	1°	0		8	R300-125Q32-16M	32.0	A		125.0	63.0	5.0	2.90	11900	8	R300-1648..
	16	32	12.0	8.0	3.8	1°	0	10		R300-125Q32-16H	32.0	A		125.0	63.0	5.0	2.88	11900	10	R300-1648..
140.0	20	40	15.0	10.0	6.0	2°	0		6	R300-160Q40-20L	40.0	B		160.0	63.0	7.5	3.80	9106	6	R300-2060..
	20	40	15.0	10.0	6.0	2°	0		9	R300-160Q40-20M	40.0	B		160.0	63.0	7.5	3.82	9106	9	R300-2060..
	20	40	15.0	10.0	6.0	2°	0	11		R300-160Q40-20H	40.0	B		160.0	63.0	7.5	3.83	9106	11	R300-2060..
180.0	20	60	15.0	10.0	6.0	1°	0		7	R300-200Q60-20L	60.0	C	101.6	200.0	63.0	7.5	8.90	7799	7	R300-2060..
	20	60	15.0	10.0	6.0	1°	0		11	R300-200Q60-20M	60.0	C	101.6	200.0	63.0	7.5	8.90	7799	11	R300-2060..

J200

O5

Q5

Q1

Q35

Q16

Fresa de planear CoroMill® 300

En eje

Diseño positivo

STDNO ISO 6462:2011

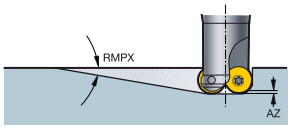

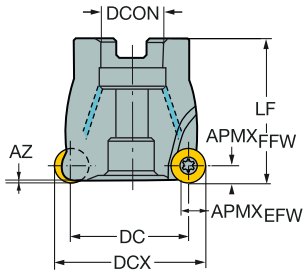

Versión en pulgadas

DC		CZC_{MS}	$APMX_{EFW}$	$APMX_{FFW}$	AZ	RMPX	CNSC			Código de pedido	Dimensiones, pulg. DCON	ISO	DBC	DCX	LF	Ft/lbs	Lbs	RPMX	CICT	MIID
1.500	13	3/4	.375	.248	.110	5°	1		3	RA300-051R19-13L	.750	A		2.000	1.969	2.2	1.66	16900	3	R300-13..
	13	3/4	.375	.248	.110	5°	1		4	RA300-051R19-13M	.750	A		2.000	1.969	2.2	1.66	16900	4	R300-13..
	13	3/4	.375	.248	.110	5°	1	5		RA300-051R19-13H	.750	A		2.000	1.969	2.2	1.67	16900	5	R300-13..
1.870	16	3/4	.472	.315	.150	5°	1		3	RA300-063R19-16L	.750	A		2.500	1.969	3.7	0.40	18200	3	R300-16..
	16	3/4	.472	.315	.150	5°	1		4	RA300-063R19-16M	.750	A		2.500	1.969	3.7	1.17	18200	4	R300-16..
	16	3/4	.472	.315	.150	5°	1	6		RA300-063R19-16H	.750	A		2.500	1.969	3.7	0.41	18200	6	R300-16..
2.000	13	3/4	.375	.248	.110	3°	1		4	RA300-063R19-13L	.750	A		2.500	1.969	2.2	1.17	14700	4	R300-13..
	13	3/4	.375	.248	.110	3°	1		5	RA300-063R19-13M	.750	A		2.500	1.969	2.2	1.17	14700	5	R300-13..
	13	3/4	.375	.248	.110	3°	1	6		RA300-063R19-13H	.750	A		2.500	1.969	2.2	1.17	14700	6	R300-13..
	25	1	.750	.492	.236	0°	1		3	RA300-076R25-25L	1.000	A		3.000	1.969	7.5	3.96	18214	3	R300-25..
	25	1	.750	.492	.236	0°	1	4		RA300-076R25-25M	1.000	A		3.000	1.969	7.5	3.96	18214	4	R300-25..
2.213	20	1	.591	.394	.236	7°	1		3	RA300-076R25-20L	1.000	A		3.000	2.480	5.5	2.02	16311	3	R300-20..
	20	1	.591	.394	.236	7°	1		4	RA300-076R25-20M	1.000	A		3.000	2.480	5.5	2.02	16311	4	R300-20..
	20	1	.591	.394	.236	7°	1	5		RA300-076R25-20H	1.000	A		3.000	2.480	5.5	2.02	16311	5	R300-20..
2.370	16	1	.472	.315	.150	4°	1		5	RA300-076R25-16M	1.000	A		3.000	1.969	3.7	2.51	16000	5	R300-16..
	16	1	.472	.315	.150	4°	1	7		RA300-076R25-16H	1.000	A		3.000	1.969	3.7	2.51	16000	7	R300-16..
2.500	13	1	.375	.248	.110	2°	1		5	RA300-076R25-13L	1.000	A		3.000	1.969	2.2	3.08	13500	5	R300-13..
	13	1	.375	.248	.110	2°	1		6	RA300-076R25-13M	1.000	A		3.000	1.969	2.2	3.08	13500	6	R300-13..
	13	1	.375	.248	.110	2°	1	7		RA300-076R25-13H	1.000	A		3.000	1.969	2.2	3.08	13500	7	R300-13..
3.000	25	1 1/2	.750	.492	.276	0°	1		4	RA300-102R38-25M	1.500	A		4.000	2.480	7.5	3.96	13498	4	R300-25..
	25	1 1/2	.750	.492	.276	0°	1	6		RA300-102R38-25H	1.500	A		4.000	2.480	7.5	3.96	13498	6	R300-25..
3.213	20	1 1/2	.591	.394	.236	4°	1		5	RA300-102R38-20L	1.500	A		4.000	2.480	5.5	24.20	12672	5	R300-20..
	20	1 1/2	.591	.394	.236	4°	1		6	RA300-102R38-20M	1.500	A		4.000	2.480	5.5	24.20	12672	6	R300-20..
	20	1 1/2	.591	.394	.236	4°	1	7		RA300-102R38-20H	1.500	A		4.000	2.480	5.5	3.96	12672	7	R300-20..
3.370	16	1 1/2	.472	.315	.150	2°	1		5	RA300-102R38-16L	1.500	A		4.000	2.480	3.7	5.72	13200	5	R300-16..
	16	1 1/2	.472	.315	.150	2°	1		6	RA300-102R38-16M	1.500	A		4.000	2.480	3.7	5.72	13200	6	R300-16..
	16	1 1/2	.472	.315	.150	2°	1	8		RA300-102R38-16H	1.500	A		4.000	2.480	3.7	5.72	13200	8	R300-16..
4.000	25	1 1/2	.750	.492	.276	0°	1		5	RA300-127R38-25M	1.500	A		5.000	2.480	7.5	8.27	10994	5	R300-25..
	25	1 1/2	.750	.492	.276	0°	1	7		RA300-127R38-25H	1.500	B		5.000	2.480	7.5	5.72	10994	7	R300-25..
4.213	20	1 1/2	.591	.394	.236	3°	1		7	RA300-127R38-20M	1.500	B		5.000	2.480	5.5	5.72	10645	7	R300-20..
5.000	25	1 1/2	.750	.492	.276	0°	0		5	RA300-152R38-25L	1.500	B		6.000	2.480	7.5	8.22	9576	5	R300-25..
	25	1 1/2	.750	.492	.276	0°	0		7	RA300-152R38-25M	1.500	B		6.000	2.480	7.5	8.22	9576	7	R300-25..
	25	1 1/2	.750	.492	.276	0°	0	8		RA300-152R38-25H	1.500	B		6.000	2.480	7.5	8.22	9576	8	R300-25..
5.213	20	1 1/2	.591	.394	.236	2°	0		6	RA300-152R38-20L	1.500	B		6.000	2.480	5.5	8.21	9404	6	R300-20..
	20	1 1/2	.591	.394	.236	2°	0		9	RA300-152R38-20M	1.500	B		6.000	2.480	5.5	8.21	9404	9	R300-20..
	20	1 1/2	.591	.394	.236	2°	0	10		RA300-152R38-20H	1.500	B		6.000	2.480	5.5	8.21	9404	10	R300-20..
7.000	25	2 1/2	.750	.492	.276	0°	0		8	RA300-203R63-25M	2.500	C	4.000	8.000	2.480	7.5	26.40	7726	8	R300-25..
	25	2 1/2	.750	.492	.276	0°	0	11		RA300-203R63-25H	2.500	C	4.000	8.000	2.480	7.5	26.40	7726	11	R300-25..
7.213	20	2 1/2	.591	.394	.236	1°	0		11	RA300-203R63-20M	2.500	C	4.000	8.000	2.480	5.5	26.40	7718	11	R300-20..

J200

O5

Q5

ISO 13399 Q1

CNSC CXSC Q35

C3 - D C Q16

SANDVIK Coromant

Fresa de planear CoroMill® 300

Mango cilíndrico

Diseño neutro

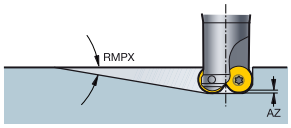

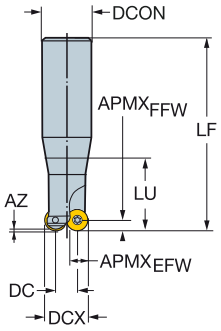

Versión métrica

DC		CZC$_{MS}$	APMX$_{EFW}$	APMX$_{FFW}$	AZ	RMPX	CNSC		Código de pedido	Dimensiones, mm DCON	DCX	LF	LU	Nm	Kg	RPMX	CICT	MIID
5.0	05	16	3.8	2.5	1.8	20°	0	2	R300-010A16L-05L	16.0	10.0	160.0	25.4	0.6	0.32	15900	2	R300-0517..
	07 20	16	5.3	3.5	1.0	20°	0	2	R300-012A16L-07L	16.0	12.0	200.0	37.8	0.9	0.23	8900	2	R300-0720..
8.0	07 24	20	5.3	3.5	0.9	20°	0	2	R300-015A20L-07L	20.0	15.0	200.0	43.8	0.9	0.54	12700	2	R300-0724..
	08	20	6.0	4.0	1.8	20°	0	2	R300-016A20L-08L	20.0	16.0	200.0	51.9	1.2	0.54	12700	2	R300-0828..
10.0	10	25	7.5	5.0	3.4	20°	0	2	R300-020A25L-10L	25.0	20.0	250.0	48.8	3.0	1.18	8100	2	R300-1032..
12.0	12	25	9.0	6.0	2.7	20°	0	2	R300-024A25L-12L	25.0	24.0	250.0	76.0	3.0	1.00	8900	2	R300-1240..
13.0	12	32	9.0	6.0	1.4	20°	0	2	R300-025A32L-12L	32.0	25.0	250.0	42.9	3.0	1.88	15800	2	R300-1240..
16.0	16	32	12.0	8.0	4.8	20°	0	2	R300-032A32L-16L	32.0	32.0	250.0	72.2	5.0	1.42	8700	2	R300-1648..

Versión en pulgadas

DC		CZC$_{MS}$	APMX$_{EFW}$	APMX$_{FFW}$	AZ	RMPX	CNSC		Código de pedido	Dimensiones, pulg. DCON	DCX	LF	LU	Ft/lbs	Lbs	RPMX	CICT	MIID
.178	05	1/2	.148	.098	.055	20°	0	2	RA300-010O13L-05L	.500	.375	6.000	1.299	0.4	0.49	12500	2	R300-05..
.224	07 20	5/8	.207	.138	.055	20°	0	2	RA300-013O16L-07L	.625	.500	8.000	1.815	0.7	0.88	8500	2	R300-07..
.310	08	3/4	.236	.157	.039	20°	0	2	RA300-016O19L-08L	.750	.625	9.000	2.268	0.9	1.67	8300	2	R300-08..
.356	10	3/4	.295	.197	.110	20°	0	2	RA300-019O19L-10L	.750	.750	9.000	2.843	2.2	2.02	8300	2	R300-10..
.500	13	1	.375	.250	.118	20°	0	2	RA300-025O25L-13L	1.000	1.000	10.000	2.843	3.7	2.02	8800	2	R300-13..
.620	16	1 1/4	.472	.315	.197	20°	0	2	RA300-032O32L-16L	1.250	1.250	10.000	2.843	3.7	3.08	8700	2	R300-16..

J200

O5

Q5

ISO 13399 Q1

CNSC CXSC Q35

C3 – D C Q16

Fresa de planear CoroMill® 300

Mango cilíndrico

Diseño positivo

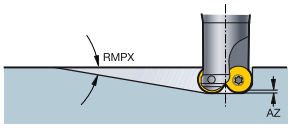

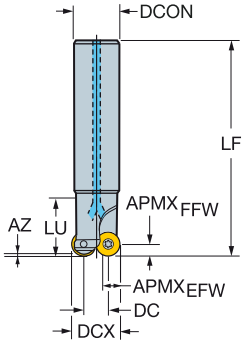

Versión métrica

DC		CZC_{MS}	$APMX_{EFW}$	$APMX_{FFW}$	AZ	RMPX	CNSC			Código de pedido	Dimensiones, mm DCON	DCX	LF	Nm	Kg	RPMX	CICT	MIID
15.0	10	20	7.5	5.0	2.3	13°	1		2	R300-025A20-10M	20.0	25.0	150.0	3.0	0.50	2850	2	R300-1032..
17.0	08	20	6.0	4.0	1.9	8°	1		3	R300-025A20-08M	20.0	25.0	150.0	1.2	0.44	7200	3	R300-0828..
20.0	12	25	9.0	6.0	3.0	12°	1	3		R300-032A25-12H	25.0	32.0	150.0	3.0	0.65	3550	3	R300-1240..
	12	25	9.0	6.0	3.0	12°	1		2	R300-032A25-12M	25.0	32.0	190.0	3.0	1.18	8900	2	R300-1240..
22.0	10	25	7.5	5.0	2.3	7°	1	4		R300-032A25-10H	25.0	32.0	150.0	3.0	0.70	2850	4	R300-1032..
	10	25	7.5	5.0	2.3	7°	1		3	R300-032A25-10M	25.0	32.0	190.0	3.0	0.70	1470	3	R300-1032..
24.0	08	25	6.0	4.0	1.9	5°	1	5		R300-032A25-08H	25.0	32.0	150.0	1.2	0.63	3590	5	R300-0828..
	08	25	6.0	4.0	1.9	5°	1		4	R300-032A25-08M	25.0	32.0	190.0	1.2	0.79	9000	4	R300-0828..
28.0	12	32	9.0	6.0	3.0	8°	1		3	R300-040A32-12M	32.0	40.0	250.0	3.0	1.90	1140	3	R300-1240..
	12	32	9.0	6.0	3.0	8°	1	4		R300-040A32-12H	32.0	40.0	150.0	3.0	1.62	2850	4	R300-1240..

Versión en pulgadas

DC		CZC_{MS}	$APMX_{EFW}$	$APMX_{FFW}$	AZ	RMPX	CNSC			Código de pedido	Dimensiones, pulg. DCON	DCX	LF	Ft/lbs	Lbs	RPMX	CICT	MIID
.625	09	1	.281	.177	.079	8°	1		2	RA300-025O25-09M	1.000	1.000	7.500	2.2	2.02	14500	2	R300-09..
	09	1	.281	.177	.079	8°	1	3		RA300-025O25-09H	1.000	1.000	6.000	2.2	1.67	27400	3	R300-09..
.750	13	1 1/4	.375	.248	.110	12°	1		2	RA300-032O32-13M	1.250	1.250	10.000	2.2	1.67	7400	2	R300-13..
	13	1 1/4	.375	.248	.110	12°	1	3		RA300-032O32-13H	1.250	1.250	6.000	2.2	1.67	25100	3	R300-13..
.875	09	1 1/4	.281	.177	.079	5°	1		3	RA300-032O32-09M	1.250	1.250	10.000	2.2	1.67	7400	3	R300-09..
	09	1 1/4	.281	.177	.079	5°	1	4		RA300-032O32-09H	1.250	1.250	6.000	2.2	1.68	27400	4	R300-09..
1.000	13	1 1/4	.375	.248	.110	8°	1		3	RA300-038O32-13M	1.250	1.500	10.000	2.2	3.08	7400	3	R300-13..
	13	1 1/4	.375	.248	.110	8°	1	4		RA300-038O32-13H	1.250	1.500	6.000	2.2	2.51	21600	4	R300-13..
1.125	09	1 1/4	.281	.187	.079	7°	1	4		RA300-038O32-09H	1.250	1.500	6.000	2.2	2.51	27400	4	R300-09..

J200

O5

Q5

ISO 13399 Q1

CNSC CXSC Q35

C3 – D C Q16

SANDVIK Coromant

Fresa de planear CoroMill® 300

Weldon

Diseño neutro

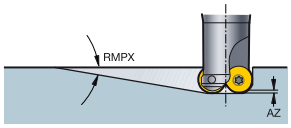

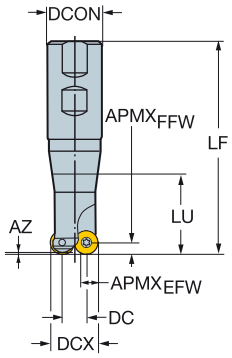

Versión métrica

DC		CZC_{MS}	$APMX_{EFW}$	$APMX_{FFW}$	AZ	RMPX	CNSC		Código de pedido	Dimensiones, mm DCON	DCX	LF	LU	Nm	Kg	RPMX	CICT	MIID
5.0	07 20	16	5.3	3.5	1.0	20°	0	2	R300-012B16L-07L	16.0	12.0	109.0	37.6	0.9	0.24	34000	2	R300-0720..
8.0	07 24	20	5.3	3.5	0.9	20°	0	2	R300-015B20L-07L	20.0	15.0	131.0	43.6	0.9	0.38	25000	2	R300-0724..
	08	20	6.0	4.0	1.8	20°	0	2	R300-016B20L-08L	20.0	16.0	131.0	51.6	1.2	0.38	24700	2	R300-0828..
10.0	10	25	7.5	5.0	3.4	20°	0	2	R300-020B25L-10L	25.0	20.0	137.0	48.4	3.0	0.58	34000	2	R300-1032..
13.0	12	32	9.0	6.0	1.4	20°	0	2	R300-025B32L-12L	32.0	25.0	141.0	42.8	3.0	0.82	20200	2	R300-1240..

Versión en pulgadas

DC		CZC_{MS}	$APMX_{EFW}$	$APMX_{FFW}$	AZ	RMPX	CNSC		Código de pedido	Dimensiones, pulg. DCON	DCX	LF	LU	Ft/lbs	Lbs	RPMX	CICT	MIID
.178	05	1/2	.148	.098	.055	20°	0	2	RA300-010M13-05L	.500	.375	3.030	.902	0.4	0.31	24700	2	R300-05..
.224	07 20	5/8	.207	.138	.055	20°	0	2	RA300-013M16-07L	.625	.500	4.075	1.484	0.7	0.52	35200	2	R300-07..
.310	08	3/4	.236	.157	.039	20°	0	2	RA300-016M19-08L	.750	.625	4.282	1.717	0.9	0.62	24900	2	R300-08..
.356	10	1	.295	.197	.110	20°	0	2	RA300-019M25-10L	1.000	.750	4.781	1.539	2.2	0.42	35900	2	R300-10..

J200 O5 Q5 Q1 Q35 Q16

Fresa de planear CoroMill® 300

Weldon

Diseño positivo

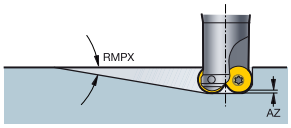

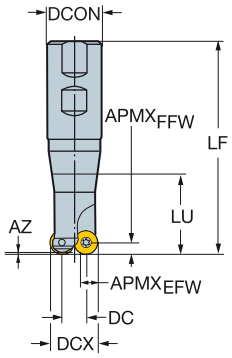

Versión en pulgadas

DC		CZC_{MS}	$APMX_{EFW}$	$APMX_{FFW}$	AZ	RMPX	CNSC			Código de pedido	Dimensiones, pulg. DCON	DCX	LF	Ft/lbs	Lbs	RPMX	CICT	MIID
.625	09	1	.281	.177	.079	13°	1		2	RA300-025M25-09M	1.000	1.000	5.281	2.2	1.67	14500	2	R300-09..
	09	1	.281	.177	.079	13°	1	3		RA300-025M25-09H	1.000	1.000	5.281	2.2	1.67	27400	3	R300-09..
.750	13	1 1/4	.375	.248	.110	12°	1		2	RA300-032M32-13M	1.250	1.250	5.949	2.2	1.68	25100	2	R300-13..
	13	1 1/4	.375	.248	.110	12°	1	3		RA300-032M32-13H	1.250	1.250	5.949	2.2	1.68	25100	3	R300-13..
.875	09	1 1/4	.281	.177	.079	7°	1		4	RA300-032M32-09H	1.250	1.250	5.949	2.2	1.67	27400	3	R300-09..
	09	1 1/4	.281	.177	.079	7°	1		3	RA300-032M32-09M	1.250	1.250	5.949	2.2	3.96	7400	3	R300-09..
1.000	13	1 1/4	.375	.248	.110	8°	1		3	RA300-038M32-13M	1.250	1.500	6.281	2.2	2.02	21600	3	R300-13..
	13	1 1/4	.375	.248	.110	8°	1	4		RA300-038M32-13H	1.250	1.500	6.281	2.2	2.02	21600	4	R300-13..
1.125	09	1 1/4	.281	.177	.079	6°	1	4		RA300-038M32-09H	1.250	1.500	6.281	2.2	2.02	27400	4	R300-09..

J200

O5

Q5

ISO 13399 Q1

CNSC CXSC Q35

C3 – D C Q16

SANDVIK Coromant

Fresa de planear CoroMill® 300

Coromant EH

Diseño neutro

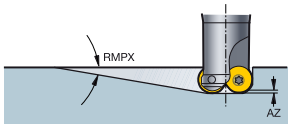

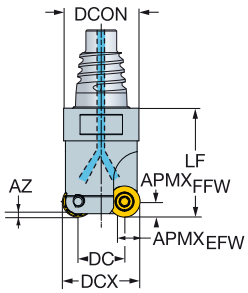

Versión métrica

DC		CZC$_{MS}$	APMX$_{EFW}$	APMX$_{FFW}$	AZ	RMPX	CNSC		Código de pedido	Dimensiones, mm DCON	DCX	LF	Nm	Kg	RPMX	CICT	MIID
5.0	05	E10	3.8	2.5	1.8	20°	1	2	R300-10EH10-05L	9.7	10.0	20.0	0.6	0.01	20000	2	R300-0517..
	07 20	E12	5.3	3.5	1.0	20°	1	2	R300-12EH12-07L	11.7	12.0	25.0	0.9	0.02	20000	2	R300-0720..
7.0	05	E12	3.8	2.5	1.0	10°	1	3	R300-12EH12-05M	11.7	12.0	20.0	0.6	0.02	20000	3	R300-0517..
8.0	07 20	E12	5.3	3.5	1.1	20°	1	3	R300-15EH12-07M	11.7	15.0	25.0	0.9	0.02	20000	3	R300-0720..
	07 24	E12	5.3	3.5	0.9	20°	1	2	R300-15EH12-07L	11.7	15.0	25.0	0.9	0.02	20000	2	R300-0724..
	08	E16	6.0	4.0	1.8	20°	1	2	R300-16EH16-08L	15.5	16.0	30.0	1.2	0.03	20000	2	R300-0828..
9.0	07 20	E16	5.3	3.5	0.9	15°	1	3	R300-16EH16-07M	15.5	16.0	25.0	0.9	0.03	20000	3	R300-0720..
10.0	10	E20	7.5	5.0	3.4	20°	1	2	R300-20EH20-10L	19.3	20.0	35.0	3.0	0.07	20000	2	R300-1032..
12.0	08	E20	6.0	4.0	1.5	12°	1	3	R300-20EH20-08M	19.3	20.0	30.0	1.2	0.06	20000	3	R300-0828..
	12	E20	9.0	6.0	2.7	20°	1	2	R300-24EH20-12L	19.3	24.0	35.0	3.0	0.08	15000	2	R300-1240..
15.0	10	E25	7.5	5.0	1.1	15°	1	2	R300-25EH25-10L	24.2	25.0	35.0	3.0	0.12	15000	2	R300-1032..
	10	E25	7.5	5.0	1.3	15°	1	3	R300-25EH25-10M	24.2	25.0	35.0	3.0	0.11	15000	3	R300-1032..
16.0	16	E25	12.0	8.0	4.8	20°	1	2	R300-32EH25-16L	24.2	32.0	40.0	5.0	0.14	15000	2	R300-1648..
20.0	12	E25	9.0	6.0	1.4	15°	1	3	R300-32EH25-12M	24.2	32.0	35.0	3.0	0.13	15000	3	R300-1240..
22.0	10	E25	7.5	5.0	1.7	10°	1	4	R300-32EH25-10H	24.2	32.0	35.0	3.0	0.14	15000	4	R300-1032..

Versión en pulgadas

DC		CZC$_{MS}$	APMX$_{EFW}$	APMX$_{FFW}$	AZ	RMPX	CNSC		Código de pedido	Dimensiones, pulg. DCON	DCX	LF	Ft/lbs	Lbs	RPMX	CICT	MIID
.178	05	E10	.148	.098	.054	20°	1	2	RA300-10EH10-05L	.364	.375	.787	0.4	0.02	20000	2	R300-05..
.224	07 20	E12	.207	.138	.056	20°	1	2	RA300-13EH12-07L	.484	.500	.984	0.7	0.04	20000	2	R300-07..
.303	05	E12	.148	.098	.035	10°	1	3	RA300-13EH12-05M	.484	.500	.787	0.4	0.04	20000	3	R300-05..
.310	08	E16	.236	.157	.038	20°	1	2	RA300-16EH16-08L	.610	.625	1.181	0.9	0.07	20000	2	R300-08..
.349	07 20	E16	.207	.138	.035	20°	1	3	RA300-16EH16-07M	.610	.625	.984	0.7	0.07	20000	3	R300-07..
.356	10	E20	.295	.197	.111	20°	1	2	RA300-19EH20-10L	.728	.750	1.378	2.2	0.13	20000	2	R300-10..
.435	08	E20	.236	.157	.069	20°	1	3	RA300-19EH20-08M	.728	.750	1.181	0.9	0.11	20000	3	R300-08..

J200

O5

Q5

Q1

Q35

Q16

Fresa de planear CoroMill® 300

Coromant EH

Diseño positivo

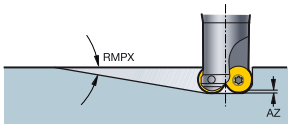

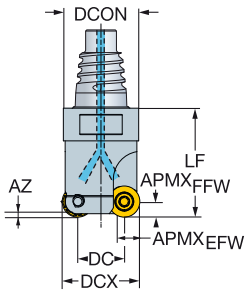

Versión métrica

DC		CZC$_{MS}$	APMX$_{EFW}$	APMX$_{FFW}$	AZ	RMPX	CNSC			Código de pedido	Dimensiones, mm DCON	DCX	LF	Nm	Kg	RPMX	CICT	MIID
17.0	08	E25	6.0	4.0	0.6	5°	1		3	R300-25EH25-08M	24.2	25.0	35.0	1.2	0.10	15000	3	R300-0828..
24.0	08	E25	6.0	4.0	2.0	5°	1	5		R300-32EH25-08H	24.2	32.0	35.0	1.2	0.13	15000	5	R300-0828..
	08	E25	6.0	4.0	2.0	5°	1		4	R300-32EH25-08M	24.2	32.0	35.0	1.2	0.13	15000	4	R300-0828..

J200 O5 Q5 Q1 Q35 Q16

Fresa de planear CoroMill® 300

Acoplamiento roscado

Diseño neutro

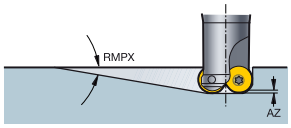

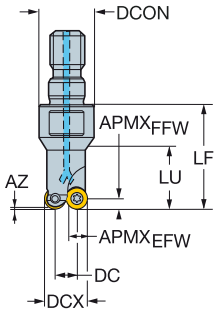

Versión métrica

DC		CZC$_{MS}$	APMX$_{EFW}$	APMX$_{FFW}$	AZ	RMPX	CNSC		Código de pedido	Dimensiones, mm DCON	DCX	LF	LU	Nm	Kg	RPMX	CICT	MIID
5.0	05	M8	3.8	2.5	1.8	20°	0	2	R300-10T08-05L	12.8	10.0	42.5	14.8	0.6	0.10	1000	2	R300-0517..
	07 20	M8	5.3	3.5	1.0	20°	0	2	R300-12T08-07L	12.8	12.0	42.5	17.3	0.9	0.10	1000	2	R300-0720..
7.0	05	M8	3.8	2.5	1.0	10°	0	3	R300-12T08-05M	12.8	12.0	42.5		0.6	0.10	1000	3	R300-0517..
8.0	07 20	M8	5.3	3.5	1.1	20°	0	3	R300-15T08-07M	12.8	15.0	42.5		0.9	0.10	1000	3	R300-0720..
	07 24	M8	5.3	3.5	0.9	20°	0	2	R300-15T08-07L	12.8	15.0	42.5		0.9	0.10	1000	2	R300-0724..
	08	M8	6.0	4.0	1.8	20°	0	2	R300-16T08-08L	12.8	16.0	42.5		1.2	0.10	1000	2	R300-0828..
9.0	07 20	M8	5.3	3.5	0.9	15°	0	3	R300-16T08-07M	12.8	16.0	42.5		0.9	0.10	1000	3	R300-0720..
10.0	10	M10	7.5	5.0	3.4	20°	1	2	R300-20T10-10L	17.8	20.0	49.5		3.0	0.20	1000	2	R300-1032..
12.0	08	M10	6.0	4.0	1.5	12°	1	3	R300-20T10-08M	17.8	20.0	49.5		1.2	0.15	1000	3	R300-0828..
	12	M12	9.0	6.0	2.7	20°	1	2	R300-24T12-12L	20.8	24.0	57.0		3.0	0.20	1000	2	R300-1240..
15.0	10	M12	7.5	5.0	1.3	15°	1	3	R300-25T12-10M	20.8	25.0	57.0		3.0	0.20	1000	3	R300-1032..
	10	M12	7.5	5.0	1.1	15°	1	2	R300-25T12-10L	20.8	25.0	57.0		3.0	0.20	1000	2	R300-1032..
16.0	16	M16	12.0	8.0	4.8	20°	1	2	R300-32T16-16L	28.8	32.0	69.0		5.0	0.24	1000	2	R300-1648..
20.0	12	M16	9.0	6.0	1.4	15°	1	3	R300-32T16-12M	28.8	32.0	69.0		3.0	0.24	1000	3	R300-1240..
22.0	10	M16	7.5	5.0	1.7	10°	1	4	R300-32T16-10H	28.8	32.0	69.0		3.0	0.24	1000	4	R300-1032..
23.0	12	M16	9.0	6.0	5.0	16°	1	3	R300-35T16-12M	28.8	35.0	69.0		3.0	0.34	1000	3	R300-1240..
25.0	10	M16	7.5	5.0	3.6	10°	1	4	R300-35T16-10H	28.8	35.0	69.0		3.0	0.38	1000	4	R300-1032..
28.0	12	M16	9.0	6.0	5.0	13°	1	4	R300-40T16-12M	28.8	40.0	69.0		3.0	0.38	1000	4	R300-1240..
30.0	10	M16	7.5	5.0	3.6	8°	1	5	R300-40T16-10H	28.8	40.0	69.0		3.0	0.38	1000	5	R300-1032..
	12	M16	9.0	6.0	5.0	12°	1	4	R300-42T16-12M	28.8	42.0	69.0		3.0	0.38	1000	4	R300-1240..
32.0	10	M16	7.5	5.0	3.6	7°	1	5	R300-42T16-10H	28.8	42.0	69.0		3.0	0.38	1000	5	R300-1032..

Versión en pulgadas

DC		CZC$_{MS}$	APMX$_{EFW}$	APMX$_{FFW}$	AZ	RMPX	CNSC		Código de pedido	Dimensiones, pulg. DCON	DCX	LF	Ft/lbs	Lbs	RPMX	CICT	MIID
.310	08	M8	.236	.157	.039	20°	0	2	RA300-16T08-08L	.504	.625	1.594	0.9	0.66	1000	2	R300-08..
.356	10	M10	.295	.197	.110	20°	1	2	RA300-19T10-10L	.701	.750	1.949	2.2	0.66	1000	2	R300-10..

J200 O5 Q5 Q1 Q35 Q16

Fresa de planear CoroMill® 300

Acoplamiento roscado

Diseño positivo

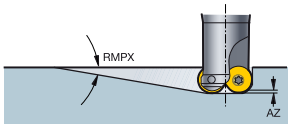

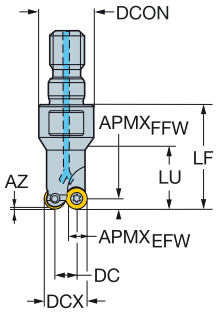

Versión métrica

DC		CZC$_{MS}$	APMX$_{EFW}$	APMX$_{FFW}$	AZ	RMPX	CNSC			Código de pedido	Dimensiones, mm DCON	DCX	LF	Nm	Kg	RPMX	CICT	MIID
17.0	08	M12	6.0	4.0	1.9	8°	1		3	R300-25T12-08M	20.8	25.0	35.0	1.2	0.20	1000	3	R300-0828..
24.0	08	M16	6.0	4.0	1.9	5°	1		4	R300-32T16-08M	28.8	32.0	45.0	1.2	0.24	1000	4	R300-0828..
	08	M16	6.0	4.0	1.9	5°	1	5		R300-32T16-08H	28.8	32.0	45.0	1.2	0.24	1000	5	R300-0828..
32.0	08	M16	6.0	4.0	1.9	3°	1		5	R300-40T16-08M	28.8	40.0	45.0	1.2	0.38	1000	5	R300-0828..
	08	M16	6.0	4.0	1.9	3°	1	6		R300-40T16-08H	28.8	40.0	45.0	1.2	0.38	1000	6	R300-0828..

J200

O5

Q5

ISO 13399 Q1

CNSC CXSC Q35

C3 – D C Q16

SANDVIK Coromant

Plaquita CoroMill® 200 para fresado

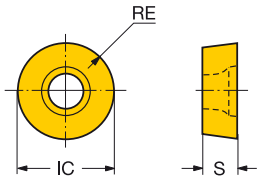

Versión métrica

		RE		Código de pedido	P						M						K					N			S								H						Dimensiones, mm, pulg.	
					1025	1030	4220	4230	4240	530	1025	1030	1040	2030	2040	235	530	1020	3040	3220	3330	4220	H13A	1025	1030	H10F	H13A	1010	1025	1030	2030	2040	H10F	H13A	S30T	S40T	1010	1025	1030	3040	4220	530	IC	S
Ligero		10	5.0	RCHT 10 T3 M0-PL	☆	☆				☆	☆	☆					☆							☆	☆				☆	☆	☆							☆	☆	☆			☆	10.0	3.97
			.197																																							.394	.156
		12	6.0	RCHT 12 04 M0-PL	☆	☆				☆	☆	☆					☆							☆	☆				☆	☆	☆							☆	☆	☆			☆	12.0	4.76
			.236																																							.472	.187
		16	8.0	RCHT 16 06 M0-PL	☆	☆					☆	☆												☆	☆				☆	☆									☆	☆				16.0	6.35
			.315																																							.630	.250
		20	10.0	RCHT 20 06 M0-PL	☆	☆					☆	☆												☆	☆				☆	☆									☆	☆				20.0	6.35
			.394																																							.787	.250
		10	5.0	RCHT 10 T3 M0-ML									☆	☆	☆																☆	☆												10.0	3.97
			.197																																							.394	.156
		12	6.0	RCHT1204M0-ML									☆	☆	☆																☆	☆												12.0	4.76
			.236																																							.472	.187
		16	8.0	RCHT 16 06 M0-ML									☆	☆	☆																☆	☆												16.0	6.35
			.315																																							.630	.250
		20	10.0	RCHT 20 06 M0-ML									☆	☆	☆																☆	☆												20.0	6.35
			.394																																							.787	.250
		10	5.0	RCHT 10 T3 M0-KL																		☆				☆							☆										10.0	3.97
			.197																																							.394	.156
		12	6.0	RCHT 12 04 M0-KL																		☆				☆							☆										12.0	4.76
			.236																																							.472	.187
		16	8.0	RCHT 16 06 M0-KL																		☆				☆							☆										16.0	6.35
			.315																																							.630	.250
		20	10.0	RCHT 20 06 M0-KL																		☆				☆							☆										20.0	6.35
			.394																																							.787	.250
Medio		10	5.0	RCKT 10 T3 M0-PM		☆	☆	☆	☆		☆										☆			☆				☆				☆	☆				☆		☆		10.0	3.97
			.197																																							.394	.156
		12	6.0	RCKT 12 04 M0-PM		☆	☆	☆	☆		☆										☆			☆				☆				☆	☆				☆		☆		12.0	4.76
			.236																																							.472	.187
		16	8.0	RCKT 16 06 M0-PM		☆	☆	☆	☆		☆										☆			☆				☆				☆	☆				☆		☆		16.0	6.35
			.315																																							.630	.250
		20	10.0	RCKT 20 06 M0-PM		☆	☆	☆	☆		☆										☆			☆				☆				☆	☆				☆		☆		20.0	6.35
			.394																																							.787	.250
		10	5.0	RCKT 10 T3 M0-MM									☆	☆	☆																☆	☆												10.0	3.97
			.197																																							.394	.156
		12	6.0	RCKT 12 04 M0-MM									☆	☆	☆																☆	☆												12.0	4.76
			.236																																							.472	.187
		16	8.0	RCKT 16 06 M0-MM									☆	☆	☆																☆	☆												16.0	6.35
			.315																																							.630	.250
		20	10.0	RCKT 20 06 M0-MM									☆	☆	☆																☆	☆												20.0	6.35
			.394																																							.787	.250
		10	5.0	RCKT 10 T3 M0-KM														☆	☆	☆	☆																			☆			10.0	3.97
			.197																																							.394	.156
		12	6.0	RCKT 12 04 M0-KM														☆	☆	☆	☆																			☆			12.0	4.76
			.236																																							.472	.187
		16	8.0	RCKT 16 06 M0-KM														☆	☆	☆	☆																			☆			16.0	6.35
			.315																																							.630	.250
		20	10.0	RCKT 20 06 M0-KM														☆	☆	☆	☆																			☆			20.0	6.35
			.394																																							.787	.250

J474 J508 Q1 Q17

Plaquita CoroMill® 200 para fresado

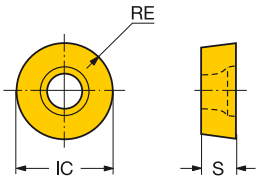

Versión métrica

		RE		Código de pedido	P						M						K						N			S								H						Dimensiones, mm, pulg.	
					1025	1030	4220	4230	4240	530	1025	1030	1040	2030	2040	235	530	1020	3040	3220	3330	4220	H13A	1025	1030	H10F	H13A	1010	1025	1030	2030	2040	H10F	H13A	S30T	S40T	1010	1025	1030	3040	4220	530	IC	S
Medio		10	5.0	RCKT 10 T3 M0-WM						☆						☆	☆									☆								☆								☆	10.0	3.97
			.197																																						.394	.156
		12	6.0	RCKT 12 04 M0-WM						☆						☆	☆									☆								☆								☆	12.0	4.76
			.236																																							.472	.187
		16	8.0	RCKT 16 06 M0-WM												☆										☆								☆									16.0	6.35
			.315																																							.630	.250
		20	10.0	RCKT 20 06 M0-WM												☆										☆								☆									20.0	6.35
			.394																																							.787	.250
Pesado		10	5.0	RCKT 10 T3 M0-PH		☆	☆	☆	☆			☆										☆							☆									☆		☆		10.0	3.97
			.197																																								.394	.156
		12	6.0	RCKT 12 04 M0-PH		☆	☆	☆	☆			☆										☆							☆									☆		☆		12.0	4.76
			.236																																								.472	.187
		16	8.0	RCKT 16 06 M0-PH		☆	☆	☆	☆			☆										☆							☆									☆		☆		16.0	6.35
			.315																																								.630	.250
		20	10.0	RCKT 20 06 M0-PH		☆	☆	☆	☆			☆										☆							☆									☆		☆		20.0	6.35
			.394																																								.787	.250
		10	5.0	RCKT 10 T3 M0-KH														☆	☆	☆	☆																			☆			10.0	3.97
			.197																																								.394	.156
		12	6.0	RCKT 12 04 M0-KH														☆	☆	☆	☆																			☆			12.0	4.76
			.236																																								.472	.187
		16	8.0	RCKT 16 06 M0-KH														☆	☆	☆	☆																			☆			16.0	6.35
			.315																																								.630	.250
		20	10.0	RCKT 20 06 M0-KH														☆	☆	☆	☆																			☆			20.0	6.35
			.394																																								.787	.250

J474 J508 Q1 Q17

Plaquita CoroMill® 200 para fresado

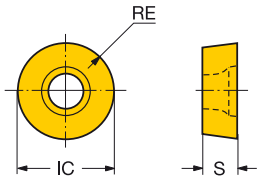

Versión en pulgadas

		RE		Código de pedido	P						M				K					N			S								H				Dimensiones, mm, pulg.	
					1025	1030	235	4220	4230	4240	1030	1040	2030	2040	235	1020	3040	3220	3330	4220	H13A	1025	1030	H10F	H13A	1010	1025	1030	2030	2040	H10F	H13A	S30T	S40T	1010	1025	1030	3040	4220	IC	S
Ligero		09	4.8	RCHT 09 T3 00-PL	☆	☆					☆											☆	☆			☆	☆	☆							☆	☆	☆			9.5	3.97
			.187																																			.375	.156
		13	6.4	RCHT 13 04 00-PL	☆	☆					☆											☆	☆			☆	☆	☆							☆	☆	☆			12.7	4.76
			.250																																			.500	.187
		19	9.5	RCHT 19 06 00-PL	☆	☆					☆											☆	☆				☆	☆								☆	☆			19.1	6.35
			.375																																			.750	.250
		09	4.8	RCHT 09 T3 00-ML								☆		☆																☆										9.5	3.97
			.187																																			.375	.156
		13	6.4	RCHT 13 04 00-ML								☆	☆	☆																☆	☆									12.7	4.76
			.250																																			.500	.187
		19	9.5	RCHT 19 06 00-ML									☆	☆																☆	☆									19.1	6.35
			.375																																			.750	.250
		09	4.8	RCHT 09 T3 00-KL																☆				☆							☆									9.5	3.97
			.187																																			.375	.156
		13	6.4	RCHT 13 04 00-KL																☆				☆							☆									12.7	4.76
			.250																																			.500	.187
		19	9.5	RCHT 19 06 00-KL																☆				☆							☆									19.1	6.35
			.375																																			.750	.250
Medio		09	4.8	RCKT 09 T3 00-PM		☆		☆	☆	☆	☆								☆				☆				☆										☆	☆	9.5	3.97
			.187																																			.375	.156
		13	6.4	RCKT 13 04 00-PM		☆		☆	☆	☆	☆								☆				☆				☆					☆	☆				☆	☆	12.7	4.76
			.250																																			.500	.187
		19	9.5	RCKT 19 06 00-PM		☆		☆	☆	☆	☆								☆				☆									☆	☆				☆	☆	19.1	6.35
			.375																																			.750	.250
		09	4.8	RCKT 09 T3 00-MM								☆	☆	☆																☆	☆									9.5	3.97
			.187																																			.375	.156
		13	6.4	RCKT 13 04 00-MM								☆	☆	☆																☆	☆									12.7	4.76
			.250																																			.500	.187
		19	9.5	RCKT 19 06 00-MM								☆	☆	☆																☆	☆									19.1	6.35
			.375																																			.750	.250
		09	4.8	RCKT 09 T3 00-WM																				☆							☆									9.5	3.97
			.187																																			.375	.156
		13	6.4	RCKT 13 04 00-WM			☆							☆									☆							☆									12.7	4.76
			.250																																			.500	.187
		19	9.5	RCKT 19 06 00-WM			☆							☆									☆							☆									19.1	6.35
			.375																																			.750	.250
		13	6.4	RCKT 13 04 00-KM													☆	☆	☆																			☆		12.7	4.76
			.250																																			.500	.187
		19	9.5	RCKT 19 06 00-KM												☆	☆	☆	☆																			☆		19.1	6.35
			.375																																			.750	.250

J474 J508 Q1 Q17

Plaquita CoroMill® 200 para fresado

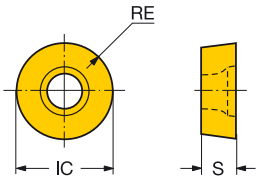

Versión en pulgadas

		RE		Código de pedido	P						M						K							N				S												H				Dimensiones, mm, pulg.	
					1025	1030	235	4220	4230	4240	1030	1040	2030	2040	235	1020	3040	3220	3330	4220	H13A	1025	1030	H10F	H13A	1010	1025	1030	2030	2040	H10F	H13A	S30T	S40T	1010	1025	1030	3040	4220	IC	S
Pesado		09	4.8	RCKT 09 T3 00-PH		☆		☆	☆	☆	☆								☆								☆										☆		☆	9.5	3.97
			.187																																						.375	.156
		13	6.4	RCKT 13 04 00-PH		☆		☆	☆	☆	☆								☆								☆										☆		☆	12.7	4.76
			.250																																						.500	.187
		19	9.5	RCKT 19 06 00-PH		☆		☆	☆	☆	☆								☆								☆										☆		☆	19.1	6.35
			.375																																						.750	.250
		09	4.8	RCKT 09 T3 00-KH													☆		☆																				☆		9.5	3.97
			.187																																						.375	.156
		13	6.4	RCKT 13 04 00-KH													☆	☆	☆																				☆		12.7	4.76
			.250																																						.500	.187
		19	9.5	RCKT 19 06 00-KH												☆	☆	☆	☆																				☆		19.1	6.35
			.375																																						.750	.250

J474 J508 Q1 Q17

Plaquita CoroMill® 200 para fresado

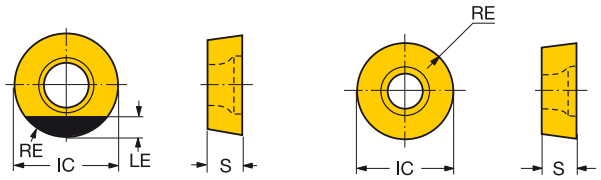

Materiales de corte avanzados

		RE		Código de pedido	K 6190	K CB50	H CB50	Dimensiones, mm, pulg. IC	LE	S
		12	6.0	RCHT 12 04 M0		☆	☆	12.0	3.0	4.76
			.236					*.472*	*.118*	*.187*
Medio		12	6.0	RCKT 12 04 MO	☆			12.0		4.76
			.236					*.472*		*.187*
		16	8.0	RCKT 16 06 MO	☆			16.0		6.35
			.315					*.630*		*.250*

J474 J508 Q1 Q17

Fresa de planear CoroMill® 200

En eje

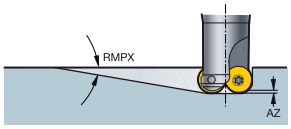

STDNO ISO 6462:2011

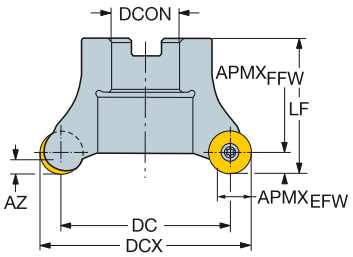

Versión métrica

DC		CZC$_{MS}$	APMX$_{EFW}$	APMX$_{FFW}$	AZ	RMPX	CNSC			Código de pedido	Dimensiones, mm DCON	ISO	DBC	DCX	LF	Nm	Kg	RPMX	CICT	MIID
38.0	12	22	9.0	6.0	3.7	6°	0	5		R200-038Q22-12H	22.0	A		50.0	50.0	3.0	0.78	18800	5	RCKT 12 04 M0
	12	22	9.0	6.0	3.7	6°	0		3	R200-038Q22-12L	22.0	A		50.0	50.0	3.0	0.78	18800	3	RCKT 12 04 M0
	12	22	9.0	6.0	3.7	6°	0		4	R200-038Q22-12M	22.0	A		50.0	50.0	3.0	0.78	18800	4	RCKT 12 04 M0
40.0	12	22	9.0	6.0	3.7	6°	0	5		R200-040Q22-12H	22.0	A		52.0	50.0	3.0	0.49	18000	5	RCKT 12 04 M0
	12	22	9.0	6.0	3.7	6°	0		3	R200-040Q22-12L	22.0	A		52.0	50.0	3.0	0.49	18000	3	RCKT 12 04 M0
	12	22	9.0	6.0	3.7	6°	0		4	R200-040Q22-12M	22.0	A		52.0	50.0	3.0	0.78	18000	4	RCKT 12 04 M0
47.0	16	22	12.0	8.0	4.9	7°	0		3	R200-047Q22-16L	22.0	A		63.0	50.0	5.0	0.54	15300	3	RCKT 16 06 M0
	16	22	12.0	8.0	4.9	7°	0		4	R200-047Q22-16M	22.0	A		63.0	50.0	5.0	0.49	15300	4	RCKT 16 06 M0
50.0	16	27	12.0	8.0	4.9	6°	0	5		R200-050Q27-16H	27.0	A		66.0	50.0	5.0	0.86	14500	5	RCKT 16 06 M0
	16	27	12.0	8.0	4.9	6°	0		3	R200-050Q27-16L	27.0	A		66.0	50.0	5.0	0.65	14500	3	RCKT 16 06 M0
	16	27	12.0	8.0	4.9	6°	0		4	R200-050Q27-16M	27.0	A		66.0	50.0	5.0	0.96	14500	4	RCKT 16 06 M0
51.0	12	22	9.0	6.0	3.7	4°	0	5		R200-051Q22-12H	22.0	A		63.0	50.0	3.0	0.82	16200	5	RCKT 12 04 M0
	12	22	9.0	6.0	3.7	4°	0		3	R200-051Q22-12L	22.0	A		63.0	50.0	3.0	0.58	16200	3	RCKT 12 04 M0
	12	22	9.0	6.0	3.7	4°	0		4	R200-051Q22-12M	22.0	A		63.0	50.0	3.0	0.96	16200	4	RCKT 12 04 M0
60.0	20	27	15.0	10.0	6.1	7°	0		3	R200-060Q27-20L	27.0	A		80.0	50.0	7.5	1.17	10600	3	RCKT 20 06 M0
	20	27	15.0	10.0	6.1	7°	0	4		R200-060Q27-20M	27.0	A		80.0	50.0	7.5	0.78	10600	4	RCKT 20 06 M0
64.0	16	27	12.0	8.0	4.9	5°	0	6		R200-064Q27-16H	27.0	A		80.0	50.0	5.0	0.96	13100	6	RCKT 16 06 M0
	16	27	12.0	8.0	4.9	5°	0		4	R200-064Q27-16L	27.0	A		80.0	50.0	5.0	1.17	13100	4	RCKT 16 06 M0
	16	27	12.0	8.0	4.9	5°	0	5		R200-064Q27-16M	27.0	A		80.0	50.0	5.0	1.17	13100	5	RCKT 16 06 M0
68.0	12	27	9.0	6.0	3.7	3°	0		4	R200-068Q27-12L	27.0	A		80.0	50.0	3.0	0.78	14000	4	RCKT 12 04 M0
	12	27	9.0	6.0	3.7	3°	0		6	R200-068Q27-12M	27.0	A		80.0	50.0	3.0	0.78	14000	6	RCKT 12 04 M0
80.0	20	32	15.0	10.0	6.1	5°	0		4	R200-080Q32-20L	32.0	B		100.0	63.0	7.5	1.42	9200	4	RCKT 20 06 M0
	20	32	15.0	10.0	6.1	5°	0	6		R200-080Q32-20M	32.0	B		100.0	63.0	7.5	1.16	9200	6	RCKT 20 06 M0
84.0	16	32	12.0	8.0	4.9	3°	0		4	R200-084Q32-16L	32.0	B		100.0	50.0	5.0	1.16	11400	4	RCKT 16 06 M0
	16	32	12.0	8.0	4.9	3°	0		6	R200-084Q32-16M	32.0	B		100.0	50.0	5.0	1.17	11400	6	RCKT 16 06 M0
88.0	12	32	9.0	6.0	3.7	2°	0		4	R200-088Q32-12L	32.0	B		100.0	50.0	3.0	1.60	12300	4	RCKT 12 04 M0
	12	32	9.0	6.0	3.7	2°	0		6	R200-088Q32-12M	32.0	B		100.0	50.0	3.0	1.17	12300	6	RCKT 12 04 M0
105.0	20	32	15.0	10.0	6.1	3°	0		5	R200-105Q32-20L	32.0	B		125.0	63.0	7.5	2.15	8000	5	RCKT 20 06 M0
	20	32	15.0	10.0	6.1	3°	0	6		R200-105Q32-20M	32.0	B		125.0	63.0	7.5	2.01	8000	6	RCKT 20 06 M0
109.0	16	32	12.0	8.0	4.9	2°	0		5	R200-109Q32-16L	32.0	B		125.0	50.0	5.0	2.07	10000	5	RCKT 16 06 M0
	16	32	12.0	8.0	4.9	2°	0		6	R200-109Q32-16M	32.0	B		125.0	50.0	5.0	2.04	10000	6	RCKT 16 06 M0
140.0	20	40S	15.0	10.0	6.1	2°	0		6	R200-140Q40-20L	40.0	C	66.7	160.0	63.0	7.5	3.80	6900	6	RCKT 20 06 M0
	20	40S	15.0	10.0	6.1	2°	0	8		R200-140Q40-20M	40.0	C	66.7	160.0	63.0	7.5	3.33	6900	8	RCKT 20 06 M0

J217 O5 Q5 Q1 Q35 Q16

Fresa de planear CoroMill® 200

En eje

STDNO ISO 6462:2011

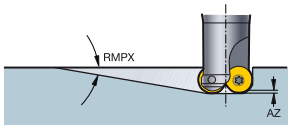

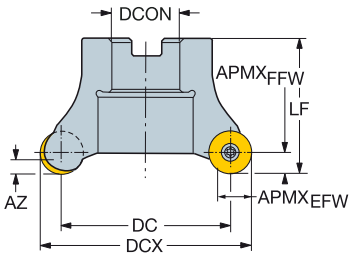

Versión en pulgadas

DC		CZC$_{MS}$	APMX$_{EFW}$	APMX$_{FFW}$	AZ	RMPX	CNSC			Código de pedido	Dimensiones, pulg. DCON	ISO	DBC	DCX	LF	Ft/lbs	Lbs	RPMX	CICT	MIID
1.500	1/2	3/4	.375	.250	.138	6°	0		3	RA200-038R19-13L	.750	A		2.000	1.969	2.2	1.54	18800	3	RCKT 13 04 00
	1/2	3/4	.375	.250	.138	6°	0	4		RA200-038R19-13M	.750	A		2.000	1.969	2.2	1.04	18800	4	RCKT 13 04 00
	1/2	3/4	.375	.250	.138	6°	0	5		RA200-038R19-13H	.750	A		2.000	1.969	2.2	0.95	18800	5	RCKT 13 04 00
	1/2	3/4	.375	.250	.138	6°	0	0		RA200-038R19-13H-HD	.750	A		2.000	1.969	2.2	0.95	18800	5	RCKT 13 04 00
2.250	3/4	1	.563	.375	.228	7°	0		4	RA200-057R25-19L	1.000	A		3.000	1.969	5.5	1.04	10600	4	RCKT 19 06 00
	3/4	1	.563	.375	.228	7°	0	5		RA200-057R25-19M	1.000	A		3.000	1.969	5.5	1.67	10600	5	RCKT 19 06 00
2.500	1/2	1	.375	.250	.138	3°	0		4	RA200-063R25-13L	1.000	A		3.000	1.969	2.2	2.20	18000	4	RCKT 13 04 00
	1/2	1	.375	.250	.138	3°	0		5	RA200-063R25-13M	1.000	A		3.000	1.969	2.2	2.00	18000	5	RCKT 13 04 00
	1/2	1	.375	.250	.138	3°	0	6		RA200-063R25-13H	1.000	A		3.000	1.969	2.2	2.20	18000	6	RCKT 13 04 00
3.250	3/4	1 1/2	.563	.375	.228	4°	0		4	RA200-083R38-19L	1.500	A		4.000	2.480	5.5	3.08	9200	4	RCKT 19 06 00
	3/4	1 1/2	.563	.375	.228	4°	0	6		RA200-083R38-19M	1.500	A		4.000	2.480	5.5	3.08	9200	6	RCKT 19 06 00
3.500	1/2	1 1/2	.375	.250	.138	2°	0		5	RA200-089R38-13L	1.500	A		4.000	1.969	2.2	3.08	16200	5	RCKT 13 04 00
	1/2	1 1/2	.375	.250	.138	2°	0	8		RA200-089R38-13M	1.500	A		4.000	1.969	2.2	3.08	16200	8	RCKT 13 04 00
4.250	3/4	1 1/2	.563	.375	.228	3°	0		5	RA200-108R38-19L	1.500	B		5.000	2.480	5.5	3.08	8000	5	RCKT 19 06 00
	3/4	1 1/2	.563	.375	.228	3°	0	6		RA200-108R38-19M	1.500	B		5.000	2.480	5.5	3.08	8000	6	RCKT 19 06 00
4.500	1/2	1 1/2	.375	.250	.138	1°	0		6	RA200-114R38-13L	1.500	B		5.000	2.480	2.2	4.62	14000	6	RCKT 13 04 00
	1/2	1 1/2	.375	.250	.138	1°	0	10		RA200-114R38-13M	1.500	B		5.000	2.480	2.2	4.62	14000	10	RCKT 13 04 00
5.250	3/4	1 1/2	.563	.375	.228	2°	0		6	RA200-133R38-19L	1.500	B		6.000	2.480	5.5	5.72	6900	6	RCKT 19 06 00
	3/4	1 1/2	.563	.375	.228	2°	0	8		RA200-133R38-19M	1.500	B		6.000	2.480	5.5	5.72	6900	8	RCKT 19 06 00
5.500	1/2	1 1/2	.375	.250	.138	1°	0		8	RA200-140R38-13L	1.500	B		6.000	2.480	2.2	8.14	12300	8	RCKT 13 04 00
	1/2	1 1/2	.375	.250	.138	1°	0	12		RA200-140R38-13M	1.500	B		6.000	2.480	2.2	8.14	12300	12	RCKT 13 04 00
7.250	3/4	2 1/2	.563	.375	.228	2°	0		8	RA200-184R63-19L	2.500	C	4.000	8.000	2.480	5.5	16.50	4700	8	RCKT 19 06 00
	3/4	2 1/2	.563	.375	.228	2°	0	10		RA200-184R63-19M	2.500	C	4.000	8.000	2.480	5.5	16.50	4700	10	RCKT 19 06 00
9.250	3/4	2 1/2	.563	.375	.228	1°	0		10	RA200-235R63-19L	2.500	C	4.000	10.000	2.480	5.5	16.50	2500	10	RCKT 19 06 00

J217

O5

Q5

Q1

Q35

Q16

Fresa de planear CoroMill® 200

En eje

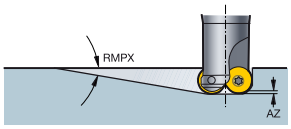

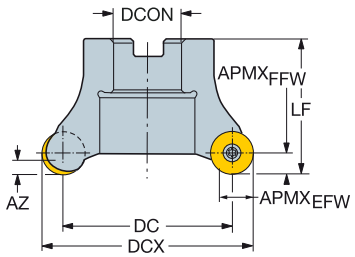

Versión CIS

DC		CZC$_{MS}$	APMX$_{EFW}$	APMX$_{FFW}$	AZ	RMPX	CNSC			Código de pedido	Dimensiones, mm DCON	DCX	LF	Nm	Kg	RPMX	CICT	MIID
50.0	16	1	12.0	8.0	4.9	7°	0		4	RA200-050J25.4-16M	25.4	66.0	50.0	5.0	0.76	14500	4	RCKT 16 06 M0
60.0	20	1	15.0	10.0	6.1	7°	0	4		RA200-060J25.4-20M	25.4	80.0	50.0	7.5	1.10	10600	4	RCKT 20 06 M0
64.0	16	1	12.0	8.0	4.9	5°	0	5		RA200-064J25.4-16M	25.4	80.0	50.0	5.0	1.00	13100	5	RCKT 16 06 M0
	16	1	12.0	8.0	4.9	5°	0		4	RA200-064J25.4-16L	25.4	80.0	50.0	5.0	1.00	13100	4	RCKT 16 06 M0
68.0	12	1	9.0	6.0	3.7	3°	0		6	RA200-068J25.4-12M	25.4	80.0	50.0	3.0	1.00	14000	6	RCKT 12 04 M0
80.0	20	1 1/4	15.0	10.0	6.1	5°	0		4	RA200-080J31.75-20L	31.8	100.0	63.0	7.5	1.40	9200	4	RCKT 20 06 M0
	20	1 1/4	15.0	10.0	6.1	5°	0	6		RA200-080J31.75-20M	31.8	100.0	63.0	7.5	1.40	9200	6	RCKT 20 06 M0
84.0	16	1 1/4	12.0	8.0	4.9	3°	0		6	RA200-084J31.75-16M	31.8	100.0	63.0	5.0	1.40	11400	6	RCKT 16 06 M0
88.0	12	1 1/4	9.0	6.0	3.7	2°	0		4	RA200-088J31.75-12L	31.8	100.0	63.0	3.0	1.40	12300	4	RCKT 12 04 M0
	12	1 1/4	9.0	6.0	3.7	2°	0		6	RA200-088J31.75-12M	31.8	100.0	63.0	3.0	1.40	12300	6	RCKT 12 04 M0
105.0	20	1 1/2	15.0	10.0	6.1	3°	0		5	RA200-105J38.1-20L	38.1	125.0	63.0	7.5	2.10	8000	5	RCKT 20 06 M0
	20	1 1/2	15.0	10.0	6.1	3°	0	6		RA200-105J38.1-20M	38.1	125.0	63.0	7.5	2.10	8000	6	RCKT 20 06 M0
109.0	16	1 1/2	12.0	8.0	4.9	2°	0		5	RA200-109J38.1-16L	38.1	125.0	63.0	5.0	2.10	10000	5	RCKT 16 06 M0
	16	1 1/2	12.0	8.0	4.9	2°	0		6	RA200-109J38.1-16M	38.1	125.0	63.0	5.0	2.10	10000	6	RCKT 16 06 M0
140.0	20	2	15.0	10.0	6.1	2°	0		6	RA200-140J50.8-20L	50.8	160.0	63.0	7.5	4.50	6900	6	RCKT 20 06 M0
	20	2	15.0	10.0	6.1	2°	0	8		RA200-140J50.8-20M	50.8	160.0	63.0	7.5	4.50	6900	8	RCKT 20 06 M0

J217 O5 Q5 Q1 Q35 Q16

Fresa de planear CoroMill® 200

Mango cilíndrico

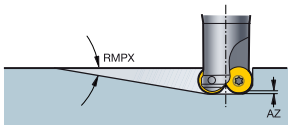

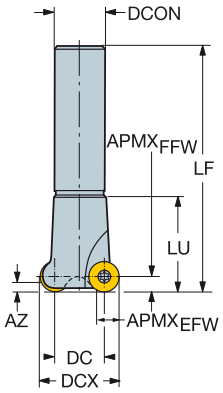

Versión métrica

DC		CZC$_{MS}$	APMX$_{EFW}$	APMX$_{FFW}$	AZ	RMPX	CNSC			Código de pedido	Dimensiones, mm DCON	DCX	LF	Nm	Kg	RPMX	CICT	MIID
15.0	10	20	7.5	5.0	2.9	13°	0	3		R200-015A20-10H	20.0	25.0	150.0	3.0	0.48	37500	3	RCKT 10 T3 M0
	10	20	7.5	5.0	2.9	13°	0	2		R200-015A20-10M	20.0	25.0	150.0	3.0	0.54	37500	2	RCKT 10 T3 M0
20.0	12	25	9.0	6.0	3.7	13°	0	3		R200-020A25-12H	25.0	32.0	190.0	3.0	0.83	31100	3	RCKT 12 04 M0
	12	25	9.0	6.0	3.7	13°	0	2		R200-020A25-12M	25.0	32.0	190.0	3.0	0.84	31100	2	RCKT 12 04 M0
24.0	16	32	12.0	8.0	4.9	13°	0	2		R200-024A32-16L	32.0	40.0	240.0	5.0	1.42	21800	2	RCKT 16 06 M0
	16	32	12.0	8.0	4.9	13°	0	3		R200-024A32-16M	32.0	40.0	240.0	5.0	1.42	21800	3	RCKT 16 06 M0
28.0	12	32	9.0	6.0	3.7	9°	0	2		R200-028A32-12L	32.0	40.0	240.0	3.0	1.82	26300	2	RCKT 12 04 M0
	12	32	9.0	6.0	3.7	9°	0		3	R200-028A32-12M	32.0	40.0	240.0	3.0	1.82	26300	3	RCKT 12 04 M0
30.0	20	32	15.0	10.0	6.1	13°	0	2		R200-030A32-20L	32.0	50.0	240.0	7.5	1.82	20900	2	RCKT 20 06 M0
	20	32	15.0	10.0	6.1	13°	0	3		R200-030A32-20M	32.0	50.0	240.0	7.5	1.82	20900	3	RCKT 20 06 M0
34.0	16	32	12.0	8.0	4.9	11°	0	3		R200-034A32-16M	32.0	50.0	240.0	5.0	1.83	18300	3	RCKT 16 06 M0
38.0	12	32	9.0	6.0	3.7	6°	0	3		R200-038A32-12L	32.0	50.0	240.0	3.0	1.84	22500	3	RCKT 12 04 M0
	12	32	9.0	6.0	3.7	6°	0		4	R200-038A32-12M	32.0	50.0	240.0	3.0	1.84	22500	4	RCKT 12 04 M0

J217

O5

Q5

Q1

Q35

Q16

Fresa de planear CoroMill® 200

Whistle notch/Weldon

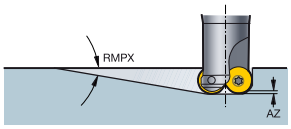

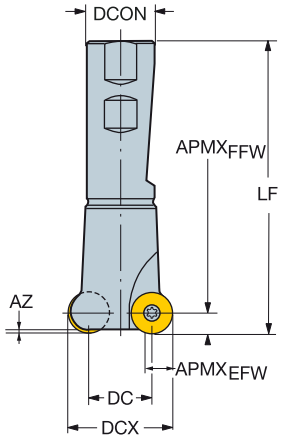

Versión en pulgadas

DC		CZC_{MS}	$APMX_{EFW}$	$APMX_{FFW}$	AZ	RMPX	CNSC		Código de pedido	Dimensiones, pulg. DCON	DCX	LF	LU	Ft/lbs	Lbs	RPMX	CICT	MIID
.625	3/8	1	.281	.187	.106	13°	0	2	RA200-016MN25-09M	1.000	1.000	5.197	3.000	1.5	1.10	37500	2	RCKT 09 T3 00
.750	1/2	1 1/4	.375	.250	.138	13°	0	2	RA200-019MN32-13M	1.250	1.250	6.024	3.750	2.2	1.76	31000	2	RCKT 13 04 00
1.000	1/2	1 1/4	.375	.250	.138	11°	0	3	RA200-025MN32-13M	1.250	1.500	6.299		2.2	1.98	26300	3	RCKT 13 04 00
1.250	3/4	1 1/4	.563	.375	.228	13°	0	2	RA200-032MN32-19L	1.250	2.000	4.016		5.5	2.20	20900	2	RCKT 19 06 00
	3/4	1 1/4	.563	.375	.228	13°	0	3	RA200-032MN32-19M	1.250	2.000	4.016		5.5	2.20	20900	3	RCKT 19 06 00
1.500	1/2	1 1/4	.375	.250	.138	6°	0	4	RA200-038MN32-13M	1.250	2.000	4.016		2.2	2.64	22500	4	RCKT 13 04 00

J217

O5

Q5

ISO 13399 Q1

CNSC CXSC Q35

C3 – D C Q16

SANDVIK Coromant

Plaquita CoroMill® 600 para fresado

600..E-ML / 600..M-ML

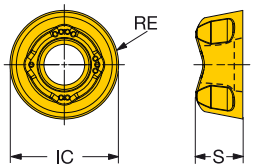

600..M-MM

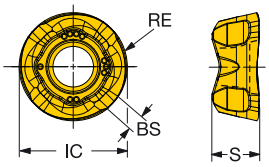

			RE	BS	Código de pedido	P 1030	P 4240	M 1030	M 4240	M M30B	Dimensiones, mm, pulg. IC	S
Ligero		10	5.0		600-1045E-ML	☆	☆	☆	☆	☆	10.0	4.50
			.197								*.394*	*.177*
		12	6.0		600-1252E-ML	☆	☆	☆	☆	☆	12.0	5.20
			.236								*.472*	*.205*
		10	5.0		600-1045M-ML	☆	☆	☆	☆	☆	10.0	4.50
			.197								*.394*	*.177*
		12	6.0		600-1252M-ML	☆	☆	☆	☆	☆	12.0	5.20
			.236								*.472*	*.205*
Medio		10	5.0	0.8	600R-1045M-MM	☆	☆	☆	☆	☆	10.0	4.50
			.197	*.031*							*.394*	*.177*
		12	6.0	1.0	600R-1252M-MM	☆	☆	☆	☆	☆	12.0	5.20
			.236	*.039*							*.472*	*.205*

J474 J508 Q1 Q17

Fresa de planear CoroMill® 600

En eje

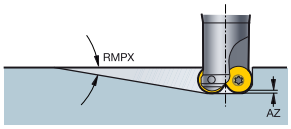

STDNO ISO 6462:2011

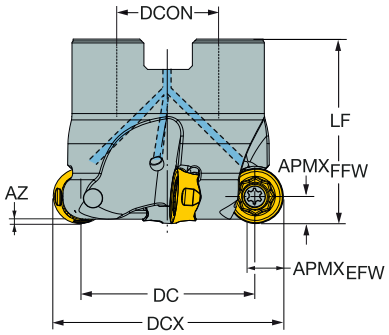

Versión métrica

DC		CZC$_{MS}$	APMX$_{EFW}$	APMX$_{FFW}$	AZ	RMPX	CNSC		Código de pedido	Dimensiones, mm DCON	ISO	DCX	LF	Nm	Kg	RPMX	CICT	MIID
28.0	12	16	6.0	6.0	2.0	7°	1	4	600-040Q16-12H	16.0	A	40.0	40.0	3.0	0.16	20900	4	600-1252
30.0	10	16	5.0	5.0	1.5	5°	1	5	600-040Q16-10H	16.0	A	40.0	40.0	3.0	0.17	22700	5	600-1045
32.0	10	16	5.0	5.0	1.5	5°	1	5	600-042Q16-10H	16.0	A	42.0	40.0	3.0	0.15	22200	5	600-1045
38.0	12	22	6.0	6.0	2.0	4°	1	5	600-050Q22-12H	22.0	A	50.0	40.0	3.0	0.26	18700	5	600-1252
	12	22	6.0	6.0	2.0	4°	1	4	600-050Q22-12M	22.0	A	50.0	40.0	3.0	0.25	18700	4	600-1252
40.0	10	22	5.0	5.0	1.5	3°	1	6	600-050Q22-10H	22.0	A	50.0	40.0	3.0	0.25	20300	6	600-1045
	12	22	6.0	6.0	2.0	4°	1	5	600-052Q22-12H	22.0	A	52.0	40.0	3.0	0.29	18300	5	600-1252
42.0	10	22	5.0	5.0	1.5	3°	1	6	600-052Q22-10H	22.0	A	52.0	40.0	3.0	0.27	19900	6	600-1045
51.0	12	22	6.0	6.0	2.0	3°	1	7	600-063Q22-12H	22.0	A	63.0	50.0	3.0	0.52	16700	7	600-1252
	12	22	6.0	6.0	2.0	3°	1	6	600-063Q22-12M	22.0	A	63.0	50.0	3.0	0.52	16700	6	600-1252

Para la geometría M-MM, APMX es 3.6 mm (.142 pulg.) para IC10 y 4.6 mm (.181 pulg.) para IC12

J217 O5 Q1 Q35 Q16

Fresa de planear CoroMill® 600

Mango cilíndrico

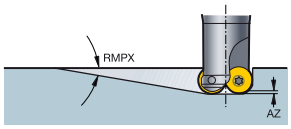

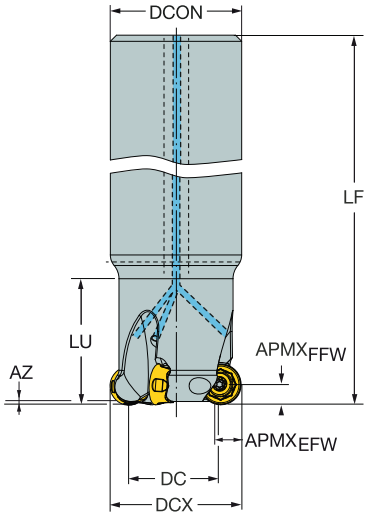

Versión métrica

DC		CZC$_{MS}$	APMX$_{EFW}$	APMX$_{FFW}$	AZ	RMPX	CNSC			Código de pedido	Dimensiones, mm DCON	DCX	LF	LU	Nm	Kg	RPMX	CICT	MIID
15.0	10	25	5.0	5.0	1.5	15°	1		3	600-025A25-10H	25.0	25.0	150.0	31.8	3.0	0.49	22300	3	600-1045
22.0	10	32	5.0	5.0	1.5	7°	1	4		600-032A32-10H	32.0	32.0	190.0	31.8	3.0	1.06	17400	4	600-1045

J217 O5 Q1 Q35 Q16

Plaquita de punta esférica CoroMill® 216

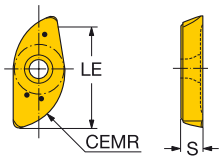

Versión métrica

					P					M				K			N	S				H	Dimensiones, mm, pulg.	
			CEMR	Código de pedido	1025	1030	2040	4220	4240	1025	1030	2040	4240	4220	4240	H13A	H13A	1025	1030	2040	H13A	1010	LE	S
Medio		10	4.9	R216-10 02 E-M	☆	☆	☆			☆	☆	☆						☆	☆	☆		☆	8.6	1.70
			.193																				.339	.067
		12	5.9	R216-12 02 E-M	☆	☆	☆			☆	☆	☆						☆	☆	☆			10.8	2.38
			.231																				.425	.094
		16	7.8	R216-16 03 E-M	☆	☆	☆			☆	☆	☆						☆	☆	☆			14.4	3.18
			.309																				.567	.125
		20	9.8	R216-20 T3 E-M	☆	☆	☆			☆	☆	☆						☆	☆	☆			17.9	3.97
			.386																				.705	.156
		25	12.3	R216-25 04 E-M	☆	☆	☆			☆	☆	☆						☆	☆	☆			22.3	4.76
			.483																				.878	.187
		30	14.7	R216-30 06 E-M	☆	☆	☆			☆	☆	☆						☆	☆	☆			26.9	6.35
			.580																				1.059	.250
		32	15.7	R216-32 06 E-M	☆	☆	☆			☆	☆	☆						☆	☆	☆			28.6	6.35
			.619																				1.126	.250
		40	19.7	R216-40 07 E-M	☆	☆	☆			☆	☆	☆						☆	☆	☆			36.5	7.94
			.774																				1.437	.313
		50	24.6	R216-50 07 E-M	☆	☆	☆			☆	☆	☆						☆	☆	☆			44.6	7.94
			.968																				1.756	.313
		12	6.0	R216-12 02 M-M	☆	☆	☆		☆	☆	☆	☆	☆		☆	☆	☆	☆	☆	☆	☆	☆	10.8	2.38
			.236																				.425	.094
		16	8.0	R216-16 03 M-M	☆	☆	☆	☆	☆	☆	☆	☆	☆	☆	☆	☆	☆	☆	☆	☆	☆	☆	14.4	3.18
			.315																				.567	.125
		20	10.0	R216-20 T3 M-M	☆	☆	☆	☆	☆	☆	☆	☆	☆	☆	☆	☆	☆	☆	☆	☆	☆	☆	17.9	3.97
			.394																				.705	.156
		25	12.5	R216-25 04 M-M	☆	☆	☆	☆	☆	☆	☆	☆	☆	☆	☆	☆	☆	☆	☆	☆	☆	☆	22.3	4.76
			.492																				.878	.187
		30	15.0	R216-30 06 M-M	☆	☆	☆	☆	☆	☆	☆	☆	☆	☆	☆	☆	☆	☆	☆	☆	☆	☆	26.9	6.35
			.591																				1.059	.250
		32	16.0	R216-32 06 M-M	☆	☆	☆	☆	☆	☆	☆	☆	☆	☆	☆	☆	☆	☆	☆	☆	☆	☆	28.6	6.35
			.630																				1.126	.250
		40	20.0	R216-40 07 M-M	☆	☆			☆	☆	☆		☆		☆	☆	☆	☆	☆		☆		36.5	7.94
			.787																				1.437	.313
		50	25.0	R216-50 07 M-M	☆	☆			☆	☆	☆		☆		☆	☆	☆	☆	☆		☆		44.6	7.94
			.984																				1.756	.313

J474 J508 Q1 Q17

Plaquita de punta esférica CoroMill® 216

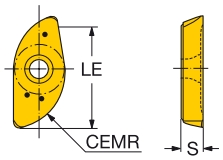

Versión en pulgadas

					P				M				K		N	S				H	Dimensiones, mm, pulg.	
			CEMR	Código de pedido	1025	1030	2040	4240	1025	1030	2040	4240	4240	H13A	H13A	1025	1030	2040	H13A	1010	LE	S
Medio		9	4.7	RA216-10 02 E-M	☆	☆	☆		☆	☆	☆					☆	☆	☆		☆	7.8	1.70
			.183																		*.310*	*.067*
		12	6.2	RA216-13 02 E-M	☆	☆			☆	☆						☆	☆				11.2	2.38
			.244																		*.444*	*.094*
		15	7.8	RA216-16 03 E-M	☆	☆			☆	☆						☆	☆				14.1	3.18
			.306																		*.559*	*.125*
		19	9.3	RA216-19 T3 E-M	☆	☆			☆	☆						☆	☆				16.9	3.97
			.368																		*.669*	*.156*
		25	12.5	RA216-25 04 E-M	☆	☆			☆	☆						☆	☆				22.6	4.76
			.491																		*.893*	*.187*
		31	15.6	RA216-32 06 E-M		☆				☆							☆				28.2	6.35
			.614																		*1.114*	*.250*
		12	6.4	RA216-13 02 M-M	☆	☆	☆	☆	☆	☆	☆	☆	☆	☆	☆	☆	☆	☆	☆	☆	11.2	2.38
			.250																		*.444*	*.094*
		15	7.9	RA216-16 03 M-M	☆	☆	☆	☆	☆	☆	☆	☆	☆			☆	☆	☆		☆	14.1	3.18
			.313																		*.559*	*.125*
		19	9.5	RA216-19 T3 M-M	☆	☆	☆	☆	☆	☆	☆	☆	☆	☆	☆	☆	☆	☆	☆	☆	16.9	3.97
			.375																		*.669*	*.156*
		25	12.7	RA216-25 04 M-M	☆	☆	☆	☆	☆	☆	☆	☆	☆	☆	☆	☆	☆	☆	☆	☆	22.6	4.76
			.500																		*.893*	*.187*
		31	15.9	RA216-32 06 M-M	☆	☆	☆	☆	☆	☆	☆	☆	☆			☆	☆	☆		☆	28.2	6.35
			.625																		*1.114*	*.250*
		38	19.1	RA216-38 07 M-M	☆	☆	☆	☆	☆	☆	☆	☆	☆			☆	☆	☆			32.9	6.35
			.750																		*1.299*	*.250*
		50	25.4	RA216-51 07 M-M	☆	☆	☆	☆	☆	☆	☆	☆	☆	☆	☆	☆	☆	☆	☆		45.4	7.94
			1.000																		*1.791*	*.313*

J474 J508 Q1 Q17

Plaquita CoroMill® 216 para fresado

Plaquita con protección del mango

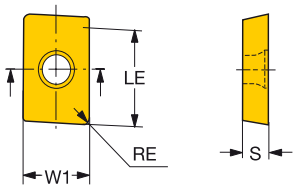

		RE	Código de pedido	P 4240	M 4240	K 4240	Dimensiones, mm, pulg. W1	LE	S
Medio		16	0.8	APMT 16 04 08-M	☆	☆	☆	9.2	16.0	4.76
			.031					*.364*	*.630*	*.187*

J474 J508 Q1 Q17

Fresa de punta esférica CoroMill® 216 para fresado

Coromant Capto®

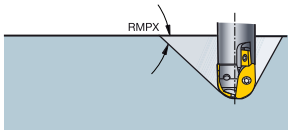

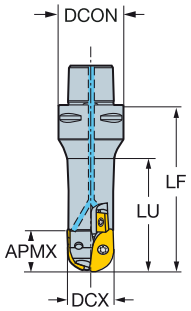

Versión métrica

DC			CZC_{MS}	APMX	RMPX	AZ	CNSC		Código de pedido	Dimensiones, mm DCON	DCX	LF	LU	Nm	Kg	RPMX	$CICT_{BALL}$	$MIID_{BALL}$	$CICT_{SP}$	$MIID_{SP}$
30.0	30		C3	28.3	85°	15.0	1	2	R216-30C3-070	32.0	30.0	70.0	50.6	5.0	0.38	18500	2	R216-30 06		
32.0	32		C3	28.6	85°	16.0	1	2	R216-32C3-070	32.0	32.0	70.0		5.0	0.38	18500	2	R216-32 06		
40.0	40		C4	31.6	85°	20.0	1	2	R216-40C4-080	40.0	40.0	80.0		7.5	0.79	8000	2	R216-40 07		
50.0	50	16	C5	44.6	85°	25.0	1	2	R216-50C5-125	50.0	50.0	125.0		10.0	1.17	7000	2	R216-50 07	2	APMT 160408-M

Versión en pulgadas

DC			CZC_{MS}	APMX	RMPX	AZ	CNSC		Código de pedido	Dimensiones, pulg. DCON	DCX	LF	LU	Nm	Kg	RPMX	$CICT_{BALL}$	$MIID_{BALL}$	$CICT_{SP}$	$MIID_{SP}$
1.250	1 1/4		C3	1.114	85°	.625	1	2	RA216-32C3-070	1.260	1.250	2.756	2.126	3.6	1.0	18500	2	RA216-32 06		
1.500	1 1/2		C4	1.299	85°	.750	1	2	RA216-38C4-080	1.575	1.500	3.150	2.311	5.5	1.7	8000	2	RA216-38 06		
2.000	2	16	C5	1.791	85°	1.000	1	2	RA216-51C5-125	1.969	2.000	4.921		7.3	15.8	7000	2	RA216-51 07	2	APMT 160408-M

J230

O5

ISO 13399 Q1

CNSC CXSC Q35

C3 – DC Q16

Fresa de punta esférica CoroMill® 216 para fresado

Mango cilíndrico

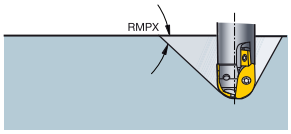

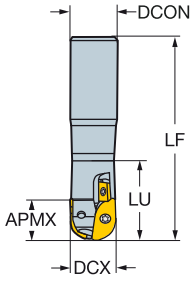

Versión métrica

DC			CZC_{MS}	APMX	RMPX	AZ	CNSC		Código de pedido	Dimensiones, mm DCON	DCX	LF	LU	Nm	Kg	RPMX	$CICT_{BALL}$	$MIID_{BALL}$	$CICT_{SP}$	$MIID_{SP}$
10.0	10		16	8.6	85°	5.0	0	2	R216-10A16-050	16.0	10.0	160.0	22.1	0.6	0.30	15900	2	R216-10 02		
12.0	12		20	10.8	85°	6.0	0	2	R216-12A20-045	20.0	12.0	200.0	22.0	1.2	0.38	21000	2	R216-12 02		
16.0	16		20	14.4	85°	8.0	1	2	R216-16A20-045	20.0	16.0	200.0	29.6	1.2	0.38	20000	2	R216-16 03		
20.0	20		25	17.9	85°	10.0	1	2	R216-20A25-055	25.0	20.0	200.0	36.5	2.0	0.60	24000	2	R216-20 T3		
25.0	25		32	22.3	85°	12.5	1	2	R216-25A32-065	32.0	25.0	250.0	43.4	3.0	1.42	24000	2	R216-25 04		
30.0	30	16	32	26.9	85°	15.0	1	2	R216-30A32-070	32.0	30.0	200.0	60.4	5.0	1.42	19500	2	R216-30 06	1	APMT 160408-M
32.0	32		32	28.6	85°	16.0	1	2	R216-32A32-070	32.0	32.0	250.0	70.0	5.0	1.42	18500	2	R216-32 06		

Versión en pulgadas

DC			CZC_{MS}	APMX	RMPX	AZ	CNSC		Código de pedido	Dimensiones, pulg. DCON	DCX	LF	LU	Nm	Kg	RPMX	$CICT_{BALL}$	$MIID_{BALL}$	$CICT_{SP}$	$MIID_{SP}$
.375	3/8		5/8	.310	85°	.187	0	2	RA216-10O16-038	.625	.375	6.000	.717	.4	0.9	13400	2	RA216-10 02		
.500	1/2		5/8	.444	85°	.250	0	2	RA216-13O16L-051	.625	.500	7.874	1.240	.8	0.8	21000	2	RA216-13 02		
.625	5/8		5/8	.551	85°	.311	0	2	RA216-16O16L-043	.625	.625	9.000	1.689	.8	0.8	20000	2	RA216-16 03		
.750	3/4		3/4	.669	85°	.374	0	2	RA216-19O19L-051	.750	.750	10.000	2.000	1.4	1.4	24000	2	RA216-19 T3		
1.000	1		1	.906	85°	.500	0	2	RA216-25O25L-067	1.000	1.000	12.000	2.618	2.2	2.8	24000	2	RA216-25 04		
1.250	1 1/4	16	1 1/4	1.102	85°	.625	0	2	RA216-32O32L-083	1.250	1.250	14.000	3.250	3.6	4.9	18500	2	RA216-32 06	1	APMT 160408-M

J230

O5

ISO 13399 Q1

CNSC CXSC Q35

C3 – D C Q16

SANDVIK Coromant

Fresa de punta esférica CoroMill® 216 para fresado

Weldon

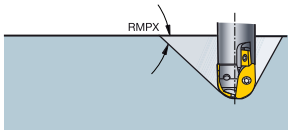

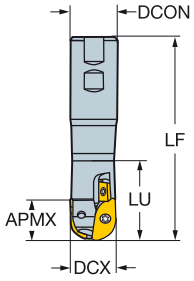

Versión métrica

DC			CZC_{MS}	APMX	RMPX	AZ	CNSC		Código de pedido	Dimensiones, mm DCON	DCX	LF	LU	Nm	Kg	RPMX	$CICT_{BALL}$	$MIID_{BALL}$	$CICT_{SP}$	$MIID_{SP}$
12.0	12		20	10.8	85°	6.0	0	2	R216-12B20-040	20.0	12.0	91.0	21.2	1.2	0.20	21000	2	R216-12 02		
	12		20	10.8	85°	6.0	0	2	R216-12B20-060	20.0	12.0	111.0	24.0	1.2	0.20	21000	2	R216-12 02		
16.0	16		20	14.4	85°	8.0	1	2	R216-16B20-060	20.0	16.0	111.0	33.8	1.2	0.20	20000	2	R216-16 03		
	16		20	14.4	85°	8.0	1	2	R216-16B20-040	20.0	16.0	91.0	28.2	1.2	0.20	20000	2	R216-16 03		
20.0	20		25	17.9	85°	10.0	1	2	R216-20B25-070	25.0	20.0	127.0	40.6	2.0	0.38	24000	2	R216-20 T3		
	20		25	17.9	85°	10.0	1	2	R216-20B25-050	25.0	20.0	107.0	35.2	2.0	0.30	24000	2	R216-20 T3		
25.0	25		25	22.3	85°	12.5	1	2	R216-25B25-080	25.0	25.0	137.0	80.0	3.0	0.38	24000	2	R216-25 04		
	25		25	22.3	85°	12.5	1	2	R216-25B25-060	25.0	25.0	117.0	60.0	3.0	0.38	24000	2	R216-25 04		
30.0	30	16	32	26.9	85°	15.0	1	2	R216-30B32-100	32.0	30.0	161.0	90.4	5.0	0.70	19500	2	R216-30 06	1	APMT 160408-M
	30	16	32	26.9	85°	15.0	1	2	R216-30B32-070	32.0	30.0	131.0	60.4	5.0	0.60	19500	2	R216-30 06	1	APMT 160408-M
32.0	32		32	28.6	85°	16.0	1	2	R216-32B32-070	32.0	32.0	131.0	70.0	5.0	0.60	18500	2	R216-32 06		
	32		32	28.6	85°	16.0	1	2	R216-32B32-100	32.0	32.0	161.0	100.0	5.0	0.79	18500	2	R216-32 06		
40.0	40	16	40	36.5	85°	20.0	1	2	R216-40B40-150	40.0	40.0	221.0	150.0	7.5	1.86	8000	2	R216-40 07	2	APMT 160408-M
	40	16	40	36.5	85°	20.0	1	2	R216-40B40-100	40.0	40.0	171.0	100.0	7.5	1.42	8000	2	R216-40 07	2	APMT 160408-M
50.0	50		40	44.6	85°	25.0	1	2	R216-50B40-100	40.0	50.0	171.0		10.0	2.00	7000	2	R216-50 07		
	50	16	50	44.6	85°	25.0	1	2	R216-50B50-125	50.0	50.0	206.0	125.0	10.0	2.60	7000	2	R216-50 07	2	APMT 160408-M
	50	16	50	44.6	85°	25.0	1	2	R216-50B50-175	50.0	50.0	256.0	175.0	10.0	3.10	7000	2	R216-50 07	2	APMT 160408-M

J230

O5

ISO 13399 Q1

CNSC CXSC Q35

C3 – DC Q16

Fresa de punta esférica CoroMill® 216 para fresado

Weldon

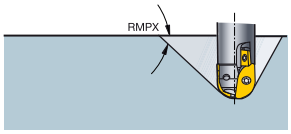

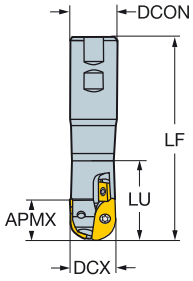

Versión en pulgadas y métrica

DC			CZC_{MS}	APMX	RMPX	AZ	CNSC		Código de pedido	Dimensiones, mm DCON	DCX	LF	LU	Nm	Kg	RPMX	$CICT_{BALL}$	$MIID_{BALL}$	$CICT_{SP}$	$MIID_{SP}$
20.0	20		1	17.9	85°	10.0	1	2	R216-20M25-076	25.4	20.0	134.1	40.7	2.0	0.38	24000	2	R216-20 T3		
25.0	25		1	22.3	85°	12.5	1	2	R216-25M25-089	25.4	25.0	146.8	88.9	3.0	0.50	24000	2	R216-25 04		
32.0	32	16	1 1/4	28.6	85°	16.0	1	2	R216-32M32-101	31.8	32.0	159.5	101.0	5.0	0.79	18500	2	R216-32 06	1	APMT 160408-M

J230

O5

ISO 13399 Q1

CNSC CXSC Q35

C3 – D C Q16

SANDVIK Coromant

Fresa de punta esférica CoroMill® 216 para fresado

Weldon

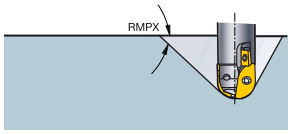

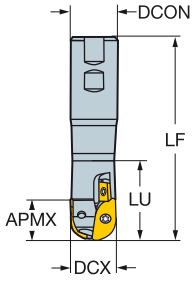

Versión en pulgadas

DC			CZC_{MS}	APMX	RMPX	AZ	CNSC		Código de pedido	Dimensiones, pulg. DCON	DCX	LF	LU	Nm	Kg	RPMX	$CICT_{BALL}$	$MIID_{BALL}$	$CICT_{SP}$	$MIID_{SP}$
.500	1/2		3/4	.444	85°	.250	0	2	RA216-13M19-038	.750	.500	3.532	.823	.8	0.9	21000	2	RA216-13 02		
	1/2		3/4	.444	85°	.250	0	2	RA216-13M19-057	.750	.500	4.282	.972	.8	0.9	21000	2	RA216-13 02		
.625	5/8		3/4	.559	85°	.312	1	2	RA216-16M19-038	.750	.625	3.532	1.063	.8	0.9	20000	2	RA216-16 03		
	5/8		3/4	.559	85°	.312	1	2	RA216-16M19-057	.750	.625	4.282	1.315	.8	0.9	20000	2	RA216-16 03		
.750	3/4		1	.669	85°	.375	1	2	RA216-19M25-051	1.000	.750	4.281	1.299	1.4	1.7	24000	2	RA216-19 T3		
	3/4		1	.669	85°	.375	1	2	RA216-19M25-076	1.000	.750	5.281	1.461	1.4	2.0	24000	2	RA216-19 T3		
1.000	1		1	.893	85°	.500	1	2	RA216-25M25-057	1.000	1.000	4.531	2.250	2.2	2.1	24000	2	RA216-25 04		
	1		1	.893	85°	.500	1	2	RA216-25M25-089	1.000	1.000	5.781	3.500	2.2	26.4	24000	2	RA216-25 04		
1.250	1 1/4	16	1 1/4	1.114	85°	.625	1	2	RA216-32M32-070	1.250	1.250	5.031	2.748	3.6	3.1	18500	2	RA216-32 06	1	APMT 160408-M
	1 1/4	16	1 1/4	1.114	85°	.625	1	2	RA216-32M32-101	1.250	1.250	6.281	4.000	3.6	4.0	18500	2	RA216-32 06	1	APMT 160408-M
1.500	1 1/2	16	1 1/2	1.299	85°	.750	1	2	RA216-38M38-101	1.500	1.500	6.687	4.000	5.5	2.2	8000	2	RA216-38 06	1	APMT 160408-M
	1 1/2	16	1 1/2	1.299	85°	.750	1	2	RA216-38M38-152	1.500	1.500	8.687	6.000	5.5	7.9	8000	2	RA216-38 06	1	APMT 160408-M
2.000	2		1 1/2	1.791	85°	1.000	1	2	RA216-51M38-101	1.500	2.000	6.687		7.3	7.9	7000	2	RA216-51 07		
	2	16	2	1.791	85°	1.000	1	2	RA216-51M51-127	2.000	2.000	8.250	5.000	7.3	15.8	7000	2	RA216-51 07	2	APMT 160408-M
	2	16	2	1.791	85°	1.000	1	2	RA216-51M51-178	2.000	2.000	10.250	7.000	7.3	15.8	7000	2	RA216-51 07	2	APMT 160408-M


J230

O5

ISO 13399 Q1

CNSC CXSC Q35

C3 – D C Q16

Fresa de punta esférica CoroMill® 216 para fresado

Coromant EH

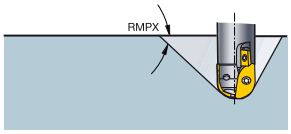

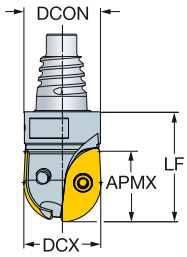

Versión métrica

DC		CZC_{MS}	APMX	RMPX	AZ	CNSC		Código de pedido	Dimensiones, mm DCON	DCX	LF	Nm	Kg	RPMX	$CICT_{BALL}$	$MIID_{BALL}$
10.0	10	E10	8.6	85°	5.0	1	2	**R216-10EH10**	9.7	10.0	20.0	0.6	0.01	12700	1	R216-10 02
12.0	12	E12	10.8	85°	6.0	1	2	**R216-12EH12**	11.7	12.0	20.0	1.2	0.01	12700	1	R216-12 02
16.0	16	E16	14.4	85°	8.0	1	2	**R216-16EH16**	15.5	16.0	25.0	1.2	0.03	12700	1	R216-16 03
20.0	20	E20	17.9	85°	10.0	1	2	**R216-20EH20**	19.3	20.0	30.0	2.0	0.05	12700	1	R216-20 T3
25.0	25	E25	22.3	85°	12.5	1	2	**R216-25EH25**	24.2	25.0	35.0	3.0	0.09	12700	1	R216-25 04
30.0	30	E25	26.9	85°	15.0	1	2	**R216-30EH25**	24.2	30.0	50.0	5.0	0.15	12700	1	R216-30 06
32.0	32	E25	28.6	85°	16.0	1	2	**R216-32EH25**	24.2	32.0	50.0	5.0	0.16	12700	1	R216-32 06

Versión en pulgadas

DC		CZC_{MS}	APMX	RMPX	AZ	CNSC		Código de pedido	Dimensiones, pulg. DCON	DCX	LF	Nm	Kg	RPMX	$CICT_{BALL}$	$MIID_{BALL}$
.375	3/8	E10	.310	85°	.187	1	2	**RA216-10EH10**	.364	.375	.787	.4	0.0	12700	1	RA216-10 02
.500	1/2	E12	.444	85°	.250	1	2	**RA216-13EH12**	.484	.500	.787	.8	0.0	12700	1	RA216-13 02
.625	5/8	E16	.559	85°	.312	1	2	**RA216-16EH16**	.610	.625	.984	.8	0.1	12700	1	RA216-16 03
.750	3/4	E20	.669	85°	.375	1	2	**RA216-19EH20**	.728	.750	1.181	1.4	0.1	12700	1	RA216-19 T3
1.000	1	E25	.893	85°	.500	1	2	**RA216-25EH25**	.965	1.000	1.378	2.2	0.2	12700	1	RA216-25 04
1.250	1 1/4	E25	1.114	85°	.625	1	2	**RA216-32EH25**	.965	1.250	1.969	3.6	0.3	12700	1	RA216-32 06

J230

O5

ISO 13399 Q1

CNSC CXSC Q35

C3 – D C Q16

SANDVIK Coromant

Fresa de punta esférica CoroMill® 216 para fresado

Acoplamiento roscado

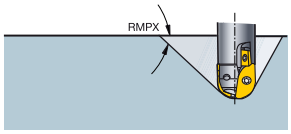

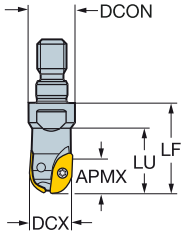

Versión métrica

DC		CZC_{MS}	APMX	RMPX	AZ	CNSC		Código de pedido	Dimensiones, mm DCON	DCX	LF	LU	Nm	Kg	RPMX	$CICT_{BALL}$	$MIID_{BALL}$
10.0	10	M8	8.6	85°	5.0	0	2	**R216-10T08**	12.8	10.0	25.0	17.8	0.6	0.10	12700	2	R216-10 02
12.0	12	M8	10.8	85°	6.0	0	2	**R216-12T08**	12.8	12.0	25.0	18.3	1.2	0.10	12700	2	R216-12 02
16.0	16	M8	14.4	85°	8.0	0	2	**R216-16T08**	12.8	16.0	25.0		1.2	0.10	12700	2	R216-16 03
20.0	20	M10	17.9	85°	10.0	1	2	**R216-20T10**	17.8	20.0	30.0		2.0	0.10	12700	2	R216-20 T3
25.0	25	M12	22.3	85°	12.5	1	2	**R216-25T12**	20.8	25.0	35.0		3.0	0.20	12700	2	R216-25 04
30.0	30	M16	26.9	85°	15.0	1	2	**R216-30T16**	28.8	30.0	45.0		5.0	0.20	12700	2	R216-30 06
32.0	32	M16	28.6	85°	16.0	1	2	**R216-32T16**	28.8	32.0	45.0		5.0	0.20	12700	2	R216-32 06

Versión en pulgadas

DC		CZC_{MS}	APMX	RMPX	AZ	CNSC		Código de pedido	Dimensiones, pulg. DCON	DCX	LF	LU	Nm	Kg	RPMX	$CICT_{BALL}$	$MIID_{BALL}$
.375	3/8	M8	.310	85°	.187	0	2	**RA216-10T08**	.504	.375	.906	.622	.4	0.5	12700	2	RA216-10 02
.500	1/2	M8	.444	85°	.250	0	2	**RA216-13T08**	.504	.500	.906	.646	.8	0.5	12700	2	RA216-13 02
.625	5/8	M8	.559	85°	.312	0	2	**RA216-16T08**	.504	.625	.906		.8	0.5	12700	2	RA216-16 03
.750	3/4	M10	.669	85°	.375	1	2	**RA216-19T10**	.701	.750	1.181		1.4	0.5	12700	2	RA216-19 T3
1.000	1	M12	.893	85°	.500	1	2	**RA216-25T12**	.819	1.000	1.378		2.2	1.0	12700	2	RA216-25 04
1.250	1 1/4	M16	1.114	85°	.625	1	2	**RA216-32T16**	1.134	1.250	1.693		3.6	1.0	12700	2	RA216-32 06

J230

O5

ISO 13399 Q1

CNSC CXSC Q35

C3 – DC Q16

Plaquita de punta esférica CoroMill® 216F

Acabado

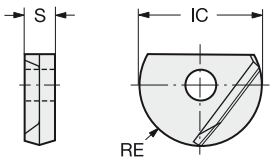

Versión métrica

		RE		Código de pedido	P	M	K	S	H		Dimensiones, mm, pulg.	
					P20A	P20A	P20A	1010	1010	P20A	IC	S
Ligero		08	4.0	R216F-08 24 E-L	☆	☆	☆	☆	☆	☆	8.0	2.40
			.157								.315	.094
		10	5.0	R216F-10 26 E-L	☆	☆	☆	☆	☆	☆	10.0	2.60
			.197								.394	.102
		12	6.0	R216F-12 30 E-L	☆	☆	☆	☆	☆	☆	12.0	3.00
			.236								.472	.118
		16	8.0	R216F-16 40 E-L	☆	☆	☆	☆	☆	☆	16.0	4.00
			.315								.630	.157
		20	10.0	R216F-20 50 E-L	☆	☆	☆	☆	☆	☆	20.0	5.00
			.394								.787	.197
		25	12.5	R216F-25 60 E-L	☆	☆	☆	☆	☆	☆	25.0	6.00
			.492								.984	.236
		30	15.0	R216F-30 70 E-L	☆	☆	☆	☆	☆	☆	30.0	7.00
			.591								1.181	.276
		32	16.0	R216F-32 70 E-L	☆	☆	☆	☆	☆	☆	32.0	7.00
			.630								1.260	.276

Versión en pulgadas

		RE		Código de pedido	P	M	K	S	H		Dimensiones, mm, pulg.	
					P20A	P20A	P20A	1010	1010	P20A	IC	S
Ligero		5/16	4.0	RA216F-08 24 E-L	☆	☆	☆	☆	☆	☆	7.9	2.40
			.156								.313	.094
		3/8	4.8	RA216F-10 26 E-L	☆	☆	☆	☆	☆	☆	9.5	2.54
			.187								.375	.100
		1/2	6.4	RA216F-13 30 E-L	☆	☆	☆	☆	☆	☆	12.7	3.00
			.250								.500	.118
		5/8	7.9	RA216F-16 40 E-L	☆	☆	☆	☆	☆	☆	15.9	4.00
			.313								.625	.157
		3/4	9.5	RA216F-19 50 E-L	☆	☆	☆	☆	☆	☆	19.1	5.00
			.375								.750	.197
		1	12.7	RA216F-25 60 E-L	☆	☆	☆	☆	☆	☆	25.4	6.00
			.500								1.000	.236
		1 1/4	15.9	RA216F-32 70 E-L	☆	☆	☆	☆	☆	☆	31.8	7.00
			.625								1.250	.276

Tolerancias:

ICTOLL	ICTOLU	ICTOLL"	ICTOLU"
-0.016	0	-.00063	0

J474 J508 Q1 Q17

Fresa de punta esférica CoroMill® 216F para fresado

Versión métrica

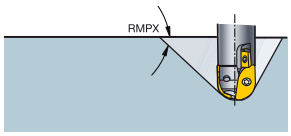

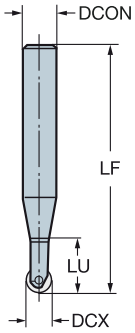

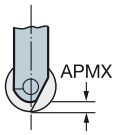

Mango de acero

DC		CZC_{MS}	APMX	RMPX	CNSC		Código de pedido	Dimensiones, mm DCON	DCX	LF	LU	Nm	Kg	RPMX	$CICT_{BALL}$	$MIID_{BALL}$
8.0	08	12	1.2	85°	0	2	R216F-08A12S-053	12.0	8.0	110.0	41.5	0.9	0.20	33600	1	R216F-08..
	08	12	1.2	85°	0	2	R216F-08A12S-075	12.0	8.0	132.0	41.8	0.9	0.20	16800	1	R216F-08..
	08	12	1.2	85°	0	2	R216F-08A12S-035	12.0	8.0	92.0	23.1	0.9	0.20	40000	1	R216F-08..
10.0	10	12	1.5	85°	0	2	R216F-10A12S-053	12.0	10.0	110.0	51.9	1.2	0.17	40000	1	R216F-10..
	10	12	1.5	85°	0	2	R216F-10A12S-075	12.0	10.0	132.0	73.6	1.2	0.20	20300	1	R216F-10..
	10	12	1.5	85°	0	2	R216F-10A12S-038	12.0	10.0	95.0	30.0	1.2	0.17	40000	1	R216F-10..
12.0	12	12	1.8	85°	0	2	R216F-12A12S-053	12.0	12.0	110.0	53.0	1.2	0.20	40000	1	R216F-12..
	12	12	1.8	85°	0	2	R216F-12A12S-026	12.0	12.0	83.0	26.0	1.2	0.18	40000	1	R216F-12..
	12	16	1.8	85°	0	2	R216F-12A16S-085	16.0	12.0	145.0	63.3	1.2	0.29	19800	1	R216F-12..
16.0	16	16	2.4	85°	0	2	R216F-16A16S-063	16.0	16.0	123.0	63.0	3.0	0.31	36000	1	R216F-16..
	16	16	2.4	85°	0	2	R216F-16A16S-032	16.0	16.0	92.0	32.0	3.0	0.26	36000	1	R216F-16..
	16	20	2.4	85°	0	2	R216F-16A20S-100	20.0	16.0	166.0	75.5	3.0	0.44	20000	1	R216F-16..
20.0	20	20	3.0	85°	0	2	R216F-20A20S-038	20.0	20.0	104.0	38.0	5.0	0.38	40000	1	R216F-20..
	20	20	3.0	85°	0	2	R216F-20A20S-075	20.0	20.0	141.0	75.0	5.0	0.44	40000	1	R216F-20..
	20	25	3.0	85°	0	2	R216F-20A25S-115	25.0	20.0	191.0	82.2	5.0	0.68	18400	1	R216F-20..
25.0	25	25	3.8	85°	0	2	R216F-25A25S-045	25.0	25.0	121.0	25.0	5.0	0.54	40000	1	R216F-25..
	25	25	3.8	85°	0	2	R216F-25A25S-090	25.0	25.0	166.0	90.0	5.0	0.70	37100	1	R216F-25..
	25	32	3.8	85°	0	2	R216F-25A32S-135	32.0	25.0	215.0	97.0	5.0	1.17	16500	1	R216F-25..
32.0	30	32	4.8	85°	0	2	R216F-32A32S-054	32.0	32.0	134.0	54.0	26.0	0.85	35500	1	R216F-30/32..
	30	32	4.8	85°	0	2	R216F-32A32S-107	32.0	32.0	187.0	107.0	26.0	1.86	32500	1	R216F-30/32..
	30	32	4.8	85°	0	2	R216F-32A32S-160	32.0	32.0	240.0	160.0	26.0	1.56	14500	1	R216F-30/32..

Mango de metal duro

DC		CZC_{MS}	APMX	RMPX	CNSC		Código de pedido	Dimensiones, mm DCON	DCX	LF	LU	Nm	Kg	RPMX	$CICT_{BALL}$	$MIID_{BALL}$
8.0	08	12	1.2	85°	0	2	R216F-08A12C-035	12.0	8.0	92.0	24.0	0.9	0.22	40000	1	R216F-08..
	08	12	1.2	85°	0	2	R216F-08A12C-053	12.0	8.0	110.0	30.0	0.9	0.24	40000	1	R216F-08..
	08	12	1.2	85°	0	2	R216F-08A12C-075	12.0	8.0	132.0	37.0	0.9	0.26	23400	1	R216F-08..
10.0	10	12	1.5	85°	0	2	R216F-10A12C-053	12.0	10.0	110.0	41.4	1.2	0.24	40000	1	R216F-10..
	10	12	1.5	85°	0	2	R216F-10A12C-075	12.0	10.0	132.0	51.0	1.2	0.26	23400	1	R216F-10..
12.0	12	12	1.8	85°	0	2	R216F-12A12C-053	12.0	12.0	110.0	53.0	2.0	0.26	40000	1	R216F-12..
	12	16	1.8	85°	0	2	R216F-12A16C-085	16.0	12.0	145.0	65.6	2.0	0.38	21000	1	R216F-12..
16.0	16	16	2.4	85°	0	2	R216F-16A16C-063	16.0	16.0	123.0	63.0	3.0	0.44	43000	1	R216F-16..
	16	20	2.4	85°	0	2	R216F-16A20C-100	20.0	16.0	166.0	87.0	3.0	0.66	25500	1	R216F-16..
20.0	20	25	3.0	85°	0	2	R216F-20A25C-115	25.0	20.0	191.0	75.6	5.0	1.17	18500	1	R216F-20..

J240

O5

ISO 13399 Q1

CNSC CXSC Q35

C3 – DC Q16

Fresa de punta esférica CoroMill® 216F para fresado

Versión en pulgadas

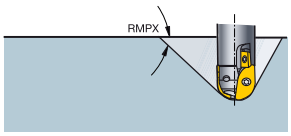

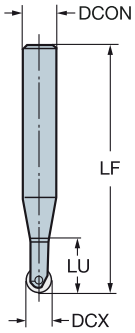

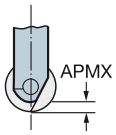

Mango de acero

DC		CZC_{MS}	APMX	RMPX	CNSC		Código de pedido	Dimensiones, pulg. DCON	DCX	LF	LU	Nm	Kg	RPMX	$CICT_{BALL}$	$MIID_{BALL}$
.313	5/16	1/2	.047	85°	0	2	RA216F-08O13S-035	.500	.313	3.622	.906	.6	0.9	40000	1	RA216F-08..
	5/16	1/2	.047	85°	0	2	RA216F-08O13S-053	.500	.313	4.331	1.618	.6	0.9	33100	1	RA216F-08..
	5/16	1/2	.047	85°	0	2	RA216F-08O13S-075	.500	.313	5.197	1.610	.6	0.9	16500	1	RA216F-08..
.375	3/8	1/2	.055	85°	0	2	RA216F-10O13S-038	.500	.375	3.732	1.102	.8	0.9	40000	1	RA216F-10..
	3/8	1/2	.055	85°	0	2	RA216F-10O13S-053	.500	.375	4.323	1.937	.8	0.9	40000	1	RA216F-10..
	3/8	1/2	.055	85°	0	2	RA216F-10O13S-075	.500	.375	5.189	2.417	.8	0.9	20400	1	RA216F-10..
.500	1/2	1/2	.075	85°	0	2	RA216F-13O13S-026	.500	.500	3.282	1.047	1.4	0.9	40000	1	RA216F-13..
	1/2	1/2	.075	85°	0	2	RA216F-13O13S-053	.500	.500	4.344	2.110	1.4	0.9	40000	1	RA216F-13..
	1/2	5/8	.075	85°	0	2	RA216F-13O16S-085	.625	.500	5.722	3.102	1.4	1.7	19800	1	RA216F-13..
.625	5/8	5/8	.091	85°	0	2	RA216F-16O16S-032	.625	.625	3.620	1.257	2.2	1.7	36000	1	RA216F-16..
	5/8	5/8	.091	85°	0	2	RA216F-16O16S-063	.625	.625	4.840	2.478	2.2	1.7	36000	1	RA216F-16..
	5/8	3/4	.091	85°	0	2	RA216F-16O19S-100	.750	.625	6.533	2.850	2.2	2.0	20000	1	RA216F-16..
.750	3/4	3/4	.110	85°	0	2	RA216F-19O19S-038	.750	.750	4.076	1.477	3.6	2.0	40000	1	RA216F-19..
	3/4	3/4	.110	85°	0	2	RA216F-19O19S-075	.750	.750	5.532	2.934	3.6	2.0	40000	1	RA216F-19..
	3/4	1	.110	85°	0	2	RA216F-19O25S-115	1.000	.750	7.500	2.602	3.6	3.1	18400	1	RA216F-19..
1.000	1	1	.150	85°	0	2	RA216F-25O25S-045	1.000	1.000	4.772	1.780	5.5	2.5	40000	1	RA216F-25..
	1	1	.150	85°	0	2	RA216F-25O25S-090	1.000	1.000	6.543	3.551	5.5	3.1	37100	1	RA216F-25..
	1	1 1/4	.150	85°	0	2	RA216F-25O32S-135	1.250	1.000	8.472	4.047	5.5	5.7	16500	1	RA216F-25..
1.250	1 1/4	1 1/4	.185	85°	0	2	RA216F-32O32S-054	1.250	1.250	5.271	2.121	19.1	4.0	35500	1	RA216F-32..
	1 1/4	1 1/4	.185	85°	0	2	RA216F-32O32S-107	1.250	1.250	7.357	4.208	19.1	5.7	32500	1	RA216F-32..
	1 1/4	1 1/4	.185	85°	0	2	RA216F-32O32S-160	1.250	1.250	9.444	6.294	19.1	8.1	14500	1	RA216F-32..

Mango de metal duro

DC		CZC_{MS}	APMX	RMPX	CNSC		Código de pedido	Dimensiones, pulg. DCON	DCX	LF	LU	Nm	Kg	RPMX	$CICT_{BALL}$	$MIID_{BALL}$
.313	5/16	1/2	.047	85°	0	2	RA216F-08O13C-075	.500	.313	5.196	1.429	.6	0.9	40000	1	RA216F-08..
.375	3/8	1/2	.055	85°	0	2	RA216F-10O13C-075	.500	.375	5.187	1.736	.8	0.9	40000	1	RA216F-10..
.500	1/2	5/8	.075	85°	0	2	RA216F-13O16C-085	.625	.500	5.722	3.189	1.4	1.7	40000	1	RA216F-13..
.625	5/8	3/4	.091	85°	0	2	RA216F-16O19C-100	.750	.625	6.532	3.425	2.2	0.4	24000	1	RA216F-16..
.750	3/4	1	.110	85°	0	2	RA216F-19O25C-115	1.000	.750	7.501	2.460	3.6	5.7	40000	1	RA216F-19..

J240

O5

ISO 13399 Q1

CNSC CXSC Q35

C3 – D C Q16

SANDVIK Coromant

Plaquitas de roscado con cabezal giratorio CoroMill® 325

Roscas exteriores

THFTSR ISO 5835-1991

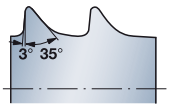

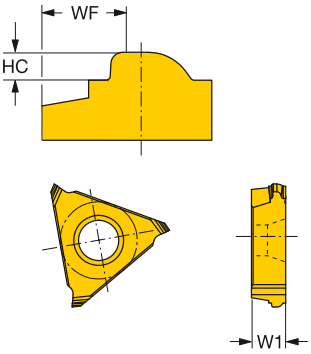

Roscas HA

IC	TP	Código de pedido	Dimensiones, mm, pulg. HC	HC"	WF	WF"	W1	W1"	FTDZ	M 1105	N 1105	S 1105
16 3/8	1.50	325R16-150HAF01	0.480	.0189	2.680	.1055	4.100	.1614	HA 4	☆	☆	☆
	1.75	325R16-175HAF01	0.750	.0295	2.620	.1031	4.100	.1614	HA 4.5/HA 5	☆	☆	☆

THFTSR ISO 5835-1991

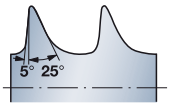

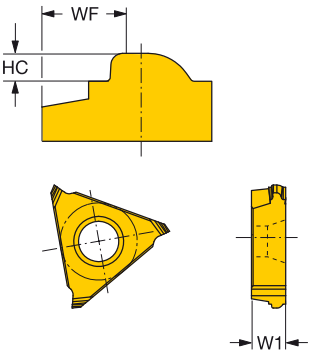

Roscas HB

IC	TP	Código de pedido	Dimensiones, mm, pulg. HC	HC"	WF	WF"	W1	W1"	FTDZ	M 1105	N 1105	S 1105
16 3/8	1.75	325R16-175HBF01	1.025	.0404	2.660	.1047	4.100	.1614	HB 4	☆	☆	☆
	2.75	325R16-275HBF01	1.750	.0689	2.080	.0819	4.100	.1614	HB 6.5	☆	☆	☆

Tolerancias:

	HCTOLL	HCTOLL"	HCTOLU	HCTOLU"	WFTOLL	WFTOLL"	WFTOLU	WFTOLU"
325R..HA	-0.01	-.0002	0.01	.0002	-0.02	-.0004	0.02	.0004
325R..HB	-0.01	-.0002	0.01	.0002	-0.02	-.0004	0.02	.0004

También se pueden pedir plaquitas fabricadas especialmente. Póngase en contacto con su distribuidor local de Sandvik Coromant para obtener información adicional.

J474 J508 Q1 Q20

Pieza en bruto de metal duro CoroMill® 325

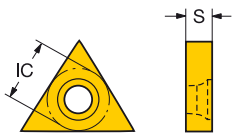

			P	M	K	N	S	Dimensiones, mm, pulg.
	IC	Código de pedido	H10F	H10F	H10F	H10F	H10F	S
16	3/8	325R16-0400-BG	☆	☆	☆	☆	☆	4.0
								.157
		325R16-0500-BG	☆	☆	☆	☆	☆	5.5
								.217

J474 J508 Q1 Q20

Fresa para roscado con cabezal giratorio CoroMill® 325

DSGN 1

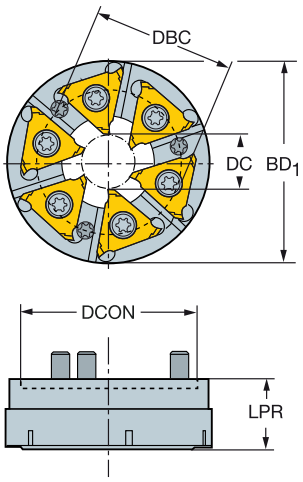

2

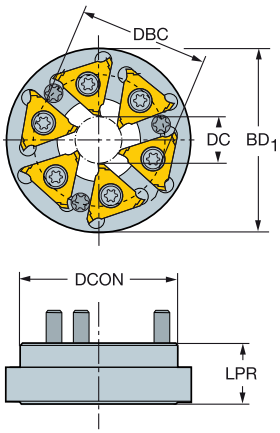

Citizen-PCM

IC	DC	DSGN	CNSC		Código de pedido	Dimensiones, mm, pulg. DCON	DBC	BD1	LPR	Kg	Nm	MIID
3/8	12	1	0	6	**325-12AP40-16M**	40	32.5	46.0	15.5	0.12	6.5	325R16-150HAF01
	.472					*1.575*	*1.280*	*1.811*	*.610*			

Citizen-Jarvis

IC	DC	DSGN	CNSC		Código de pedido	Dimensiones, mm, pulg. DCON	DBC	BD1	LPR	Kg	Nm	MIID
3/8	12	1	0	6	**325-12AQ40-16M**	40	32	46.0	13.5	0.12	6.5	325R16-150HAF01
	.472					*1.575*	*1.260*	*1.811*	*.531*			

Star-Star

IC	DC	DSGN	CNSC		Código de pedido	Dimensiones, mm, pulg. DCON	DBC	BD1	LPR	Kg	Nm	MIID
3/8	12	2	0	6	**325-12BB40-16M**	40	32	47.0	15	0.12	6.5	325R16-150HAF01
	.472					*1.575*	*1.260*	*1.850*	*.591*			

J243 O5 Q1 Q35 Q20

Fresa para roscado con cabezal giratorio CoroMill® 325

DSGN 1

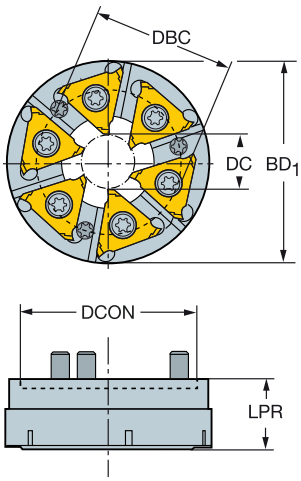

2

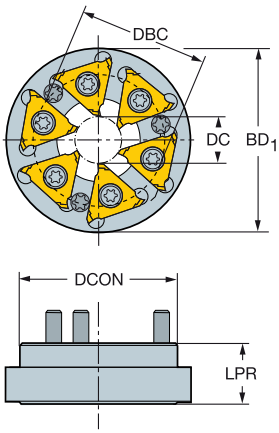

Tsugami-Tsugami

							Dimensiones, mm, pulg.						
	IC	DC	DSGN	CNSC		Código de pedido	DCON	DBC	BD1	LPR	Kg	Nm	MIID
16	3/8	20	2	0	6	325-12CC40-16M	52	42	65.0	17.0	0.15	6.5	325R16-150HAF01
		.787					*2.047*	*1.654*	*2.559*	*.669*			

Tornos-Tornos

							Dimensiones, mm, pulg.						
	IC	DC	DSGN	CNSC		Código de pedido	DCON	DBC	BD1	LPR	Kg	Nm	MIID
16	3/8	12	2	0	6	325-12DD40-16M	40	31	57.0	15.0	0.12	6.5	325R16-150HAF01
		.472					*1.575*	*1.220*	*2.244*	*.591*			

WTO

							Dimensiones, mm, pulg.						
	IC	DC	DSGN	CNSC		Código de pedido	DCON	DBC	BD1	LPR	Kg	Nm	MIID
16	3/8	12	2	0	6	325-12EE32-16M	32	28	43.8	18.2	0.12	6.5	325R16-150HAF01
		.472					*1.260*	*1.102*	*1.724*	*.717*			

J243

O5

ISO 13399 Q1

CNSC CXSC Q35

C3 – D C Q20

SANDVIK Coromant

Plaquita CoroMill® 328 para fresado de roscas



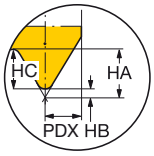

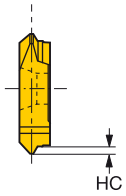

Métrico 60° Perfil completo

SSC	TP	Código de pedido	P 1025	M 1025	K 1025	N 1025	S 1025	Dimensiones, mm, pulg. S	S"	CF	CF"	HA	HA"
13	1.50	328R13-150 MM-TH	☆	☆	☆	☆	☆	5.25	.207	0.18	.007	0.81	.032
	2.00	328R13-200 MM-TH	☆	☆	☆	☆	☆	5.25	.207	0.25	.010	1.08	.043
	3.00	328R13-300 MM-TH	☆	☆	☆	☆	☆	5.25	.207	0.37	.015	1.62	.064
	3.50	328R13-350 MM-TH	☆	☆	☆	☆	☆	5.25	.207	0.43	.017	1.89	.074
	4.00	328R13-400 MM-TH	☆	☆	☆	☆	☆	5.25	.207	0.50	.020	2.17	.085
	4.50	328R13-450 MM-TH	☆	☆	☆	☆	☆	5.25	.207	0.56	.022	2.44	.096
	5.00	328R13-500 MM-TH	☆	☆	☆	☆	☆	5.85	.230	0.63	.025	2.71	.107
	5.50	328R13-550 MM-TH	☆	☆	☆	☆	☆	5.85	.230	0.69	.027	2.98	.117
	6.00	328R13-600 MM-TH	☆	☆	☆	☆	☆	7.60	.299	0.75	.030	3.25	.128

UN 60° Perfil completo

SSC	TPI	Código de pedido	P 1025	M 1025	K 1025	N 1025	S 1025	Dimensiones, mm, pulg. S	S"	CF	CF"	HA	HA"
13	20.0	328R13-20 UN-TH	☆	☆	☆	☆	☆	5.25	.207	0.16	.006	0.69	.027
	18.0	328R13-18 UN-TH	☆	☆	☆	☆	☆	5.25	.207	0.18	.007	0.76	.030
	16.0	328R13-16 UN-TH	☆	☆	☆	☆	☆	5.25	.207	0.20	.008	0.86	.034
	14.0	328R13-14 UN-TH	☆	☆	☆	☆	☆	5.25	.207	0.23	.009	0.99	.039
	12.0	328R13-12 UN-TH	☆	☆	☆	☆	☆	5.25	.207	0.26	.010	1.14	.045
	11.0	328R13-11 UN-TH	☆	☆	☆	☆	☆	5.25	.207	0.29	.011	1.24	.049
	10.0	328R13-10 UN-TH	☆	☆	☆	☆	☆	5.25	.207	0.32	.013	1.37	.054
	8.0	328R13-08 UN-TH	☆	☆	☆	☆	☆	5.25	.207	0.40	.016	1.73	.068
	6.0	328R13-06 UN-TH	☆	☆	☆	☆	☆	5.25	.207	0.53	.021	2.29	.090
	4.0	328R13-04 UN-TH	☆	☆	☆	☆	☆	7.60	.299	0.79	.031	3.43	.135

Perfil en V 60°

SSC	TPN	TPX	TPIN	TPIX	Código de pedido	P 1025	M 1025	K 1025	N 1025	S 1025	Dimensiones, mm, pulg. S	S"	CF	CF"	HA	HA"
13	1.50	3.50	7	16	328R13-150 VM-TH	☆	☆	☆	☆	☆	5.45	.215	0.19	.007	2.10	.083
	4.00	6.00	5	6	328R13-400 VM-TH	☆	☆	☆	☆	☆	5.45	.215	0.50	.020	3.50	.138

J254 J474 J508 Q1 Q19

Cabeza de metal duro integral CoroMill® 327 para fresado de roscas

Perfil en V 60° Sin rectificación periférica

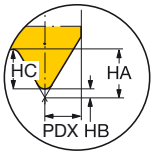

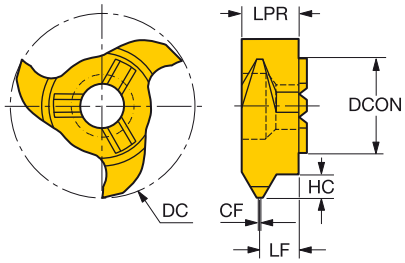

CZC$_{MS}$	TPN	TPX	TPIN	TPIX	DC	Código de pedido	P 1025	M 1025	K 1025	N 1025	S 1025	ZEFP	DCON	APMX	CF	LF	HA	HB
						Dimensiones, mm, pulg.												
6.0	1.0	2.0	12.0	24.0	11.70	**327R06-12 100VM-TH**	☆	☆	☆	☆	☆	3	6.00	1.20	0.1	3.60	1.37	0.12
					.461								*.236*	*.047*	*.005*	*.142*	*.054*	*.005*
	2.5	3.0	8.0	10.0	11.70	**327R06-12 250VM-TH**	☆	☆	☆	☆	☆	3	6.00	1.70	0.3	3.60	2.88	0.31
					.461								*.236*	*.067*	*.012*	*.142*	*.113*	*.012*
9.0	1.0	2.0	12.0	24.0	17.70	**327R09-18 100VM-TH**	☆	☆	☆	☆	☆	3	9.00	1.20	0.1	5.85	1.37	0.12
					.697								*.354*	*.047*	*.005*	*.230*	*.054*	*.005*
	1.0	2.0	12.0	24.0	17.70	**327R09-18 100VM-THM**	☆	☆	☆	☆	☆	6	9.00	1.20	0.1	5.85	1.37	0.12
					.697								*.354*	*.047*	*.005*	*.230*	*.054*	*.005*
	2.5	3.5	7.0	10.0	17.70	**327R09-18 250VM-TH**	☆	☆	☆	☆	☆	3	9.00	2.60	0.3	5.85	2.88	0.31
					.697								*.354*	*.102*	*.012*	*.230*	*.113*	*.012*
	2.5	3.5	7.0	10.0	17.70	**327R09-18 250VM-THM**	☆	☆	☆	☆	☆	6	9.00	2.60	0.3	5.85	2.88	0.31
					.697								*.354*	*.102*	*.012*	*.230*	*.113*	*.012*
12.0	1.0	2.0	12.0	24.0	21.70	**327R12-22 100VM-TH**	☆	☆	☆	☆	☆	3	12.00	1.20	0.1	5.85	1.37	0.12
					.854								*.472*	*.047*	*.005*	*.230*	*.054*	*.005*
	1.0	2.0	12.0	24.0	21.70	**327R12-22 100VM-THM**	☆	☆	☆	☆	☆	6	12.00	1.20	0.1	5.95	1.37	0.12
					.854								*.472*	*.047*	*.005*	*.234*	*.054*	*.005*
	2.5	4.5	5.0	10.0	21.70	**327R12-22 250VM-TH**	☆	☆	☆	☆	☆	3	12.00	2.60	0.3	5.85	2.88	0.31
					.854								*.472*	*.102*	*.012*	*.230*	*.113*	*.012*
	2.5	4.5	5.0	10.0	21.70	**327R12-22 250VM-THM**	☆	☆	☆	☆	☆	3	12.00	2.60	0.3	5.95	2.88	0.31
					.854								*.472*	*.102*	*.012*	*.234*	*.113*	*.012*

O42 J474 J508 Q1 Q18

Cabeza de metal duro integral CoroMill® 327 para fresado de roscas

Whitworth 55° Forma completa

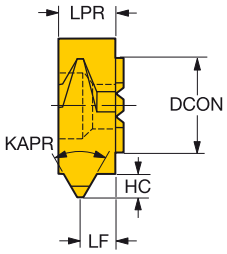

CZC_{MS}	TPI	DC_1	Código de pedido	P 1025	M 1025	K 1025	N 1025	S 1025	Dimensiones, mm, pulg. ZEFP	DCON	APMX	LF	LU	OHX
6.0	19	11.7	**327R06-12 19WH-TH**	☆	☆	☆	☆	☆	3	6.00	0.86	2.45	3.60	3.6
		.460								*.236*	*.034*	*.096*	*.142*	*.142*
9.0	19	17.7	**327R09-18 19WH-TH**	☆	☆	☆	☆	☆	3	9.00	0.86	4.85	5.85	5.9
		.696								*.354*	*.034*	*.191*	*.230*	*.230*
6.0	14	11.7	**327R06-12 14WH-TH**	☆	☆	☆	☆	☆	3	6.00	1.16	2.30	3.60	3.6
		.460								*.236*	*.046*	*.091*	*.142*	*.142*
9.0	14	17.7	**327R09-18 14WH-TH**	☆	☆	☆	☆	☆	3	9.00	1.16	4.65	5.85	5.9
		.696								*.354*	*.046*	*.183*	*.230*	*.230*
6.0	11	11.7	**327R06-12 11WH-TH**	☆	☆	☆	☆	☆	3	6.00	1.48	2.00	3.60	3.6
		.460								*.236*	*.058*	*.079*	*.142*	*.142*
9.0	11	17.7	**327R09-18 11WH-TH**	☆	☆	☆	☆	☆	3	9.00	1.48	4.40	5.85	5.9
		.696								*.354*	*.058*	*.173*	*.230*	*.230*

O42 J474 J508 Q1 Q18

Cabeza de metal duro integral CoroMill® 327 para fresado de roscas

Fresado de roscas



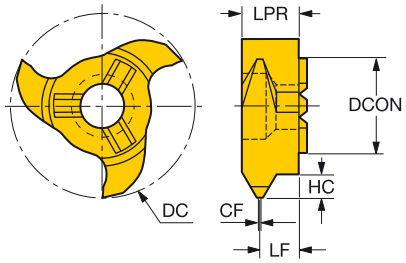

CZC$_{MS}$	TPI	DC$_1$	Código de pedido	P 1025	M 1025	K 1025	N 1025	S 1025	Dimensiones, mm, pulg. ZEFP	DCON	APMX	LF	LU	OHX
9.0	24	17.7	**327R09-18 24UN-TH**	☆	☆	☆	☆	☆	3	9.00	0.58	5.20	5.85	5.9
		.696								*.354*	*.023*	*.205*	*.230*	*.230*
	24	17.7	**327R09-18 24UN-THM**	☆	☆	☆	☆	☆	6	9.00	0.58	5.20	5.85	5.9
		.696								*.354*	*.023*	*.205*	*.230*	*.230*
	20	17.7	**327R09-18 20UN-TH**	☆	☆	☆	☆	☆	3	9.00	0.69	5.15	5.85	5.9
		.696								*.354*	*.027*	*.203*	*.230*	*.230*
	20	17.7	**327R09-18 20UN-THM**	☆	☆	☆	☆	☆	6	9.00	0.69	5.15	5.85	5.9
		.696								*.354*	*.027*	*.203*	*.230*	*.230*
	18	17.7	**327R09-18 18UN-TH**	☆	☆	☆	☆	☆	3	9.00	0.76	5.10	5.85	5.9
		.696								*.354*	*.030*	*.201*	*.230*	*.230*
	18	17.7	**327R09-18 18UN-THM**	☆	☆	☆	☆	☆	6	9.00	0.76	5.10	5.85	5.9
		.696								*.354*	*.030*	*.201*	*.230*	*.230*
	16	17.7	**327R09-18 16UN-TH**	☆	☆	☆	☆	☆	3	9.00	0.86	5.00	5.85	5.9
		.696								*.354*	*.034*	*.197*	*.230*	*.230*
	16	17.7	**327R09-18 16UN-THM**	☆	☆	☆	☆	☆	6	9.00	0.86	5.00	5.85	5.9
		.696								*.354*	*.034*	*.197*	*.230*	*.230*
	14	17.7	**327R09-18 14UN-TH**	☆	☆	☆	☆	☆	3	9.00	0.99	4.95	5.85	5.9
		.696								*.354*	*.039*	*.195*	*.230*	*.230*
	14	17.7	**327R09-18 14UN-THM**	☆	☆	☆	☆	☆	6	9.00	0.99	4.95	5.85	5.9
		.696								*.354*	*.039*	*.195*	*.230*	*.230*
	12	17.7	**327R09-18 12UN-TH**	☆	☆	☆	☆	☆	3	9.00	1.14	4.85	5.85	5.9
		.696								*.354*	*.045*	*.191*	*.230*	*.230*
	12	17.7	**327R09-18 12UN-THM**	☆	☆	☆	☆	☆	6	9.00	1.14	4.85	5.85	5.9
		.696								*.354*	*.045*	*.191*	*.230*	*.230*
	11	17.7	**327R09-18 11UN-TH**	☆	☆	☆	☆	☆	3	9.00	1.24	4.75	5.85	5.9
		.696								*.354*	*.049*	*.187*	*.230*	*.230*
	11	17.7	**327R09-18 11UN-THM**	☆	☆	☆	☆	☆	6	9.00	1.24	4.75	5.85	5.9
		.696								*.354*	*.049*	*.187*	*.230*	*.230*
	10	17.7	**327R09-18 10UN-TH**	☆	☆	☆	☆	☆	3	9.00	1.37	4.65	5.85	5.9
		.696								*.354*	*.054*	*.183*	*.230*	*.230*
	10	17.7	**327R09-18 10UN-THM**	☆	☆	☆	☆	☆	6	9.00	1.37	4.65	5.85	5.9
		.696								*.354*	*.054*	*.183*	*.230*	*.230*
	8	17.7	**327R09-18 08UN-TH**	☆	☆	☆	☆	☆	3	9.00	1.73	4.40	5.85	5.9
		.696								*.354*	*.068*	*.173*	*.230*	*.230*
	8	17.7	**327R09-18 08UN-THM**	☆	☆	☆	☆	☆	6	9.00	1.73	4.40	5.85	5.9
		.696								*.354*	*.068*	*.173*	*.230*	*.230*

O42 J474 J508 Q1 Q18

SANDVIK Coromant

Cabeza de metal duro integral CoroMill® 327 para fresado de roscas

Fresado de roscas

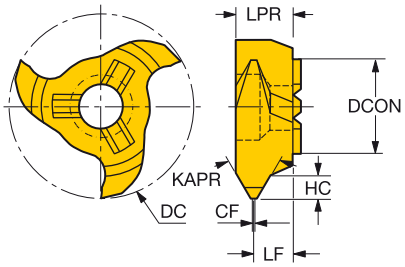

				P	M	K	N	S	Dimensiones, mm, pulg.					
				1025	1025	1025	1025	1025						
CZC_{MS}	TP	DC_1	**Código de pedido**						ZEFP	DCON	APMX	LF	LU	OHX
9.0	1.50	17.7	**327R09-18 150MM-TH**	☆	☆	☆	☆	☆	3	9.00	0.81	4.80	5.85	5.9
	.059	*.696*								*.354*	*.032*	*.189*	*.230*	*.230*
	1.50	17.7	**327R09-18 150MM-THM**	☆	☆	☆	☆	☆	6	9.00	0.81	4.80	5.85	5.9
	.059	*.696*								*.354*	*.032*	*.189*	*.230*	*.230*
	2.00	17.7	**327R09-18 200MM-TH**	☆	☆	☆	☆	☆	3	9.00	1.08	4.60	5.85	5.9
	.079	*.696*								*.354*	*.043*	*.181*	*.230*	*.230*
	2.00	17.7	**327R09-18 200MM-THM**	☆	☆	☆	☆	☆	6	9.00	1.08	4.60	5.85	5.9
	.079	*.696*								*.354*	*.043*	*.181*	*.230*	*.230*
	3.00	17.7	**327R09-18 300MM-TH**	☆	☆	☆	☆	☆	3	9.00	1.62	4.30	5.85	5.9
	.118	*.696*								*.354*	*.064*	*.169*	*.230*	*.230*
	3.00	17.7	**327R09-18 300MM-THM**	☆	☆	☆	☆	☆	6	9.00	1.62	4.30	5.85	5.9
	.118	*.696*								*.354*	*.064*	*.169*	*.230*	*.230*
	3.50	17.7	**327R09-18 350MM-TH**	☆	☆	☆	☆	☆	3	9.00	1.89	4.10	5.85	5.9
	.138	*.696*								*.354*	*.074*	*.161*	*.230*	*.230*
	3.50	17.7	**327R09-18 350MM-THM**	☆	☆	☆	☆	☆	6	9.00	1.89	4.10	5.85	5.9
	.138	*.696*								*.354*	*.074*	*.161*	*.230*	*.230*
12.0	1.50	21.7	**327R12-22 150MM-TH**	☆	☆	☆	☆	☆	3	12.00	0.81	4.80	5.85	5.9
	.059	*.854*								*.472*	*.032*	*.189*	*.230*	*.230*
	1.75	21.7	**327R12-22 175MM-TH**	☆	☆	☆	☆	☆	3	12.00	0.95	4.70	5.85	5.9
	.069	*.854*								*.472*	*.037*	*.185*	*.230*	*.230*
	2.00	21.7	**327R12-22 200MM-TH**	☆	☆	☆	☆	☆	3	12.00	1.08	4.60	5.85	5.9
	.079	*.854*								*.472*	*.043*	*.181*	*.230*	*.230*
	3.00	21.7	**327R12-22 300MM-TH**	☆	☆	☆	☆	☆	3	12.00	1.62	4.30	5.85	5.9
	.118	*.854*								*.472*	*.064*	*.169*	*.230*	*.230*
	3.50	21.7	**327R12-22 350MM-TH**	☆	☆	☆	☆	☆	3	12.00	1.89	4.10	5.85	5.9
	.138	*.854*								*.472*	*.074*	*.161*	*.230*	*.230*
	4.00	21.7	**327R12-22 400MM-TH**	☆	☆	☆	☆	☆	3	12.00	2.16	3.90	5.85	5.9
	.157	*.854*								*.472*	*.085*	*.154*	*.230*	*.230*
	4.50	21.7	**327R12-22 450MM-TH**	☆	☆	☆	☆	☆	3	12.00	2.43	3.70	5.85	5.9
	.177	*.854*								*.472*	*.096*	*.146*	*.230*	*.230*

O42 J474 J508 Q1 Q18

Plaquita CoroMill® 328 para fresado de ranuras

Para ranuras circlip



DSGN 1410

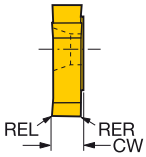

		CW	RER	REL	Código de pedido	P 1025	M 1025	K 1025	N 1025	S 1025	CWTOLL	CWTOLU	RETOLL	RETOLU
Medio	13	1.30	0.10	0.10	328R13-130 00-GM	☆	☆	☆	☆	☆	0.090	0.110	-0.050	0.050
		.051	*.003*	*.003*							*.0035*	*.0043*	*-.0019*	*.0019*
		1.60	0.15	0.15	328R13-160 00-GM	☆	☆	☆	☆	☆	0.090	0.110	-0.050	0.050
		.063	*.005*	*.005*							*.0035*	*.0043*	*-.0019*	*.0019*
		1.85	0.15	0.15	328R13-185 02-GM	☆	☆	☆	☆	☆	0.090	0.110	-0.050	0.050
		.073	*.005*	*.005*							*.0035*	*.0043*	*-.0019*	*.0019*
		2.15	0.15	0.15	328R13-215 02-GM	☆	☆	☆	☆	☆	0.090	0.110	-0.050	0.050
		.085	*.005*	*.005*							*.0035*	*.0043*	*-.0019*	*.0019*
		2.65	0.15	0.15	328R13-265 02-GM	☆	☆	☆	☆	☆	0.090	0.110	-0.050	0.050
		.104	*.005*	*.005*							*.0035*	*.0043*	*-.0019*	*.0019*
		3.15	0.15	0.15	328R13-315 02-GM	☆	☆	☆	☆	☆	0.090	0.110	-0.050	0.050
		.124	*.005*	*.005*							*.0035*	*.0043*	*-.0019*	*.0019*
		4.15	0.15	0.15	328R13-415 02-GM	☆	☆	☆	☆	☆	0.090	0.110	-0.050	0.050
		.163	*.005*	*.005*							*.0035*	*.0043*	*-.0019*	*.0019*
		5.15	0.15	0.15	328R13-515 02-GM	☆	☆	☆	☆	☆	0.090	0.110	-0.050	0.050
		.203	*.005*	*.005*							*.0035*	*.0043*	*-.0019*	*.0019*

J254
J474
GC J508
ISO 13399 Q1
C3 – D C Q19

SANDVIK Coromant

Plaquita CoroMill® 328 para fresado de ranuras

Para ranuras circlip

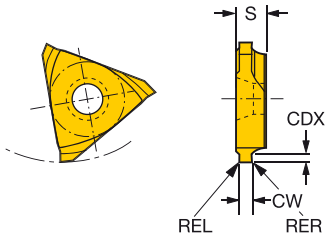

		CW	RER	REL	CDX	Código de pedido	P 1025	M 1025	K 1025	N 1025	S 1025	CWTOLL	CWTOLU	RETOLL	RETOLU
Medio	13	1.10	0.10	0.10	0.5	328R13-110 45-GC	☆	☆	☆	☆	☆	0.090	0.110	-0.050	0.050
		.043	*.003*	*.003*	*0.0*							*.0035*	*.0043*	*-.0019*	*.0019*
		1.30	0.10	0.10	0.9	328R13-130 4509-GC	☆	☆	☆	☆	☆	0.090	0.110	-0.050	0.050
		.051	*.003*	*.003*	*0.0*							*.0035*	*.0043*	*-.0019*	*.0019*
		1.30	0.10	0.10	0.7	328R13-130 45-GC	☆	☆	☆	☆	☆	0.090	0.110	-0.050	0.050
		.051	*.003*	*.003*	*0.0*							*.0035*	*.0043*	*-.0019*	*.0019*
		1.60	0.15	0.15	0.9	328R13-160 4509-GC	☆	☆	☆	☆	☆	0.090	0.110	-0.050	0.050
		.063	*.005*	*.005*	*0.0*							*.0035*	*.0043*	*-.0019*	*.0019*
		1.60	0.15	0.15	1.0	328R13-160 45-GC	☆	☆	☆	☆	☆	0.090	0.110	-0.050	0.050
		.063	*.005*	*.005*	*0.0*							*.0035*	*.0043*	*-.0019*	*.0019*
		1.85	0.15	0.15	1.3	328R13-185 45-GC	☆	☆	☆	☆	☆	0.090	0.110	-0.050	0.050
		.073	*.005*	*.005*	*0.0*							*.0035*	*.0043*	*-.0019*	*.0019*
		2.15	0.15	0.15	1.5	328R13-215 45-GC	☆	☆	☆	☆	☆	0.090	0.110	-0.050	0.050
		.085	*.005*	*.005*	*0.1*							*.0035*	*.0043*	*-.0019*	*.0019*
		2.65	0.15	0.15	1.5	328R13-265 4515-GC	☆	☆	☆	☆	☆	0.090	0.110	-0.050	0.050
		.104	*.005*	*.005*	*0.1*							*.0035*	*.0043*	*-.0019*	*.0019*
		2.65	0.15	0.15	1.8	328R13-265 45-GC	☆	☆	☆	☆	☆	0.090	0.110	-0.050	0.050
		.104	*.005*	*.005*	*0.1*							*.0035*	*.0043*	*-.0019*	*.0019*
		3.15	0.15	0.15	1.8	328R13-315 45-GC	☆	☆	☆	☆	☆	0.090	0.110	-0.050	0.050
		.124	*.005*	*.005*	*0.1*							*.0035*	*.0043*	*-.0019*	*.0019*
		4.15	0.15	0.15	2.0	328R13-415 4520-GC	☆	☆	☆	☆	☆	0.090	0.110	-0.050	0.050
		.163	*.005*	*.005*	*0.1*							*.0035*	*.0043*	*-.0019*	*.0019*
		4.15	0.15	0.15	2.5	328R13-415 45-GC	☆	☆	☆	☆	☆	0.090	0.110	-0.050	0.050
		.163	*.005*	*.005*	*0.1*							*.0035*	*.0043*	*-.0019*	*.0019*
		5.15	0.15	0.15	3.0	328R13-515 45-GC	☆	☆	☆	☆	☆	0.090	0.110	-0.050	0.050
		.203	*.005*	*.005*	*0.1*							*.0035*	*.0043*	*-.0019*	*.0019*

J474 J508 Q1 Q19

Fresa de ranurado CoroMill® 328

En eje

KAPR 90°

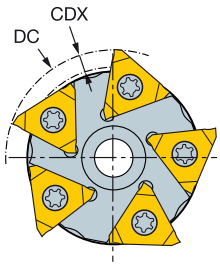

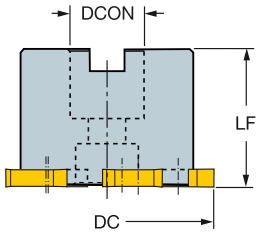

Versión métrica

DC	CDX		CZC_{MS}	CNSC	Código de pedido	Dimensiones, mm DCON	LF	Nm	Kg	CICT	MIID
63	5.0	13	22	0	328-063Q22-13M	22.0	40.0	6.5	0.50	5	328R13-130 00-GM

Versión en pulgadas

DC	CDX		CZC_{MS}	CNSC	Código de pedido	Dimensiones, pulg. DCON	LF	Ft/lbs	Lbs	CICT	MIID
2.480	.197	13	3/4	0	A328-063Q19-13M	.750	1.575	4.8	1.09	5	328R13-130 00-GM

J252

O5

ISO 13399 Q1

C3 – D C Q19

SANDVIK Coromant

Fresa de ranurado CoroMill® 328

Weldon

KAPR 90°

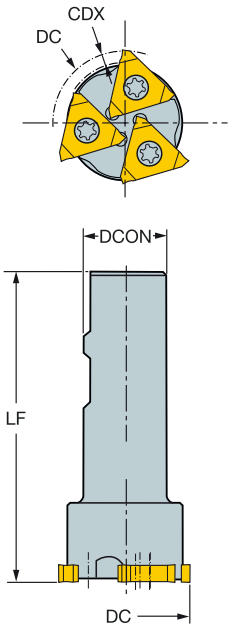

Versión métrica

DC	CDX		CZC_{MS}	CNSC	Código de pedido	Dimensiones, mm DCON	LF	Nm	Kg	CICT	MIID
39	3.0	13	25	0	328-039B25-13M	25.0	125.0	6.5	0.50	2	328R13-130 00-GM
44	4.0	13	25	0	328-044B25-13M	25.0	125.0	6.5	0.50	3	328R13-130 00-GM

Versión en pulgadas

DC	CDX		CZC_{MS}	CNSC	Código de pedido	Dimensiones, pulg. DCON	LF	Ft/lbs	Lbs	CICT	MIID
1.535	.118	13	3/4	0	A328-039B19-13M	.750	4.921	4.8	1.09	2	328R13-130 00-GM
1.732	.157	13	3/4	0	A328-044B19-13M	.750	4.921	4.8	1.09	3	328R13-130 00-GM

J252

O5

ISO 13399 Q1

C3 – D C Q19

Fresa de ranurado CoroMill® 328

Árbol con chavetero

KAPR 90°

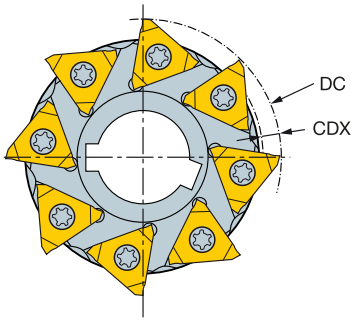

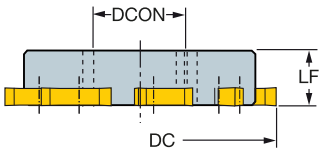

Versión métrica

DC	CDX		CZC_{MS}	CNSC	Código de pedido	Dimensiones, mm DCON	LF	Nm	Kg	CICT	MIID
63	5.0	13	22	0	328-063S22-13M	22.0	14.0	6.5	0.17	5	328R13-130 00-GM
80	5.0	13	27	0	328-080S27-13M	27.0	16.0	6.5	0.30	8	328R13-130 00-GM

J252

O5

ISO 13399 Q1

C3 – D C Q19

SANDVIK Coromant

Plaquita CoroCut® de 1 y 2 filos para tronzado

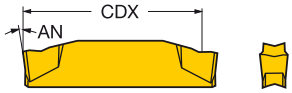

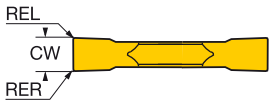

	SSC	CW	RER	REL	CDX	Código de pedido	P						M				K			N	S				CWTOLL	CWTOLU	RETOLL	RETOLU
							1125	1145	2135	3115	4325	525	1105	1125	1145	2135	1125	3115	4325	1125	1105	1125	1145	2135				
Medio	E	2.00	0.20	0.20	19.0	N123E2-0200-0002-CM	☆	☆	☆	☆	☆	☆	☆	☆	☆	☆	☆	☆	☆	☆	☆	☆	☆	☆	0.000	0.100	-0.100	0.100
		.079	*.007*	*.007*	*.748*																				*.0000*	*.0039*	*-.0039*	*.0039*
	F	2.50	0.20	0.20	18.9	N123F2-0250-0002-CM	☆	☆	☆	☆	☆		☆	☆	☆	☆	☆	☆	☆	☆	☆	☆	☆	☆	0.000	0.100	-0.100	0.100
		.098	*.007*	*.007*	*.744*																				*.0000*	*.0039*	*-.0039*	*.0039*
	G	3.00	0.20	0.20	18.9	N123G2-0300-0002-CM	☆	☆	☆	☆	☆	☆	☆	☆	☆	☆	☆	☆	☆	☆	☆	☆	☆	☆	0.000	0.100	-0.100	0.100
		.118	*.007*	*.007*	*.744*																				*.0000*	*.0039*	*-.0039*	*.0039*
	H	4.00	0.20	0.20	24.1	N123H2-0400-0002-CM	☆	☆	☆	☆	☆	☆	☆	☆	☆	☆	☆	☆	☆	☆	☆	☆	☆	☆	0.000	0.100	-0.100	0.100
		.157	*.007*	*.007*	*.949*																				*.0000*	*.0039*	*-.0039*	*.0039*
	J	5.00	0.20	0.20	24.1	N123J2-0500-0002-CM	☆	☆	☆					☆	☆	☆	☆			☆		☆	☆	☆	0.000	0.100	-0.100	0.100
		.197	*.007*	*.007*	*.949*																				*.0000*	*.0039*	*-.0039*	*.0039*

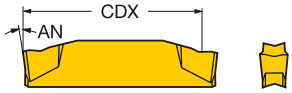

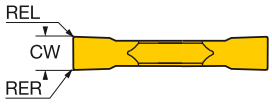

	SSC	CW	RER	REL	CDX	Código de pedido	P						M						K			N		S					CWTOLL	CWTOLU	RETOLL	RETOLU
							1125	1145	2135	3115	4325	525	1005	1105	1125	1145	2135	H13A	1125	3115	4325	H13A	1125	H13A	1005	1105	1125	2135	H13A				
Acabado	G	3.00	0.30	0.30	18.5	N123G2-0300-0003-TF	☆	☆	☆	☆	☆	☆	☆	☆	☆	☆	☆	☆	☆	☆	☆	☆	☆	☆	☆	☆	☆		☆	0.000	0.100	-0.100	0.100
		.118	*.011*	*.011*	*.728*																									*.0000*	*.0039*	*-.0039*	*.0039*
	H	4.00	0.40	0.40	23.3	N123H2-0400-0004-TF	☆	☆	☆	☆	☆	☆	☆	☆	☆	☆	☆	☆	☆	☆	☆	☆	☆	☆	☆	☆	☆		☆	0.000	0.100	-0.100	0.100
		.157	*.015*	*.015*	*.917*																									*.0000*	*.0039*	*-.0039*	*.0039*
	J	5.00	0.40	0.40	23.3	N123J2-0500-0004-TF	☆	☆	☆	☆	☆		☆	☆	☆	☆	☆	☆	☆	☆	☆	☆	☆	☆	☆	☆	☆	☆	☆	0.000	0.100	-0.100	0.100
		.197	*.015*	*.015*	*.917*																									*.0000*	*.0039*	*-.0039*	*.0039*

ISO 13399

Q1

Fresa de ranurado CoroMill® 329

En eje

Geometría positiva

STDNO ISO 6462:2011
KAPR 90°

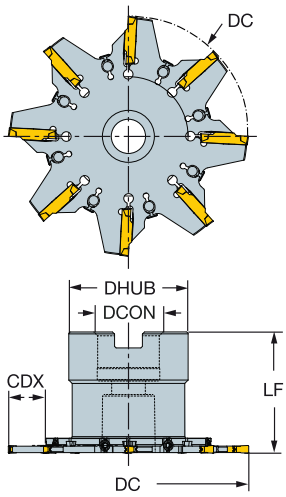

Versión métrica

CW	DC	CDX	SSC	CZC_{MS}	APMX	CNSC		Código de pedido	Dimensiones, mm DCON	ISO	LF	LU	DHUB	Kg	RPMX	CICT	MIID
2.0	100	15.0	E	22	2.0	0	6	329-100Q22-E	22.0	A	50.0		43.0	1.10	4700	6	N123E2-0200-
	125	18.0	E	32	2.0	0	9	329-125Q32-E	32.0	A	63.0	32	60.0	1.69	4100	9	N123E2-0200-
2.5	100	15.0	F	22	2.5	0	6	329-100Q22-F	22.0	A	50.0	17	42.0	1.05	4400	6	N123F2-0250-
	125	18.0	F	32	2.5	0	9	329-125Q32-F	32.0	A	63.0		60.0	1.76	3800	9	N123F2-0250-
3.0	100	15.0	G	22	3.0	0	6	329-100Q22-G	22.0	A	50.0	17	42.0	1.04	4300	6	N123G2-0300-
	125	18.0	G	32	3.0	0	8	329-125Q32-G	32.0	A	63.0		60.0	1.77	3700	8	N123G2-0300-
	160	18.0	G	40	3.0	0	11	329-160Q40-G	40.0	B	63.0		72.0	2.06	3300	11	N123G2-0300-
4.0	100	15.0	H	22	4.0	0	6	329-100Q22-H	22.0	A	50.0		42.0	1.09	3600	6	N123H2-0400-
	125	18.0	H	32	4.0	0	8	329-125Q32-H	32.0	A	63.0	35	63.0	1.78	3150	8	N123H2-0400-
5.0	100	15.0	J	22	5.0	0	6	329-100Q22-J	22.0	A	50.0	19	43.0	1.11	3350	6	N123J2-0500-
	125	18.0	J	32	5.0	0	7	329-125Q32-J	32.0	A	63.0	30	63.0	1.81	2900	7	N123J2-0500-

Versión en pulgadas

CW	DC	CDX	SSC	CZC_{MS}	APMX	CNSC		Código de pedido	Dimensiones, pulg. DCON	ISO	LF	LU	DHUB	Lbs	RPMX	CICT	MIID
.079	4.000	.591	E	1	.079	0	6	A329-102R25-E	1.000	A	1.969	.669	1.969	2.38	4700	6	N123E2-0200-
	5.000	.709	E	1 1/4	.079	0	9	A329-127R32-E	1.250	A	2.481		2.362	2.64	4100	9	N123E2-0200-
.098	4.000	.591	F	1	.098	0	5	A329-102R25-F	1.000	A	1.969	.531	1.969	2.51	4300	5	N123F2-0250-
	5.000	.709	F	1 1/4	.098	0	9	A329-127R32-F	1.250	A	2.481		2.362	3.91	3700	9	N123F2-0250-
.118	4.000	.591	G	1	.118	0	6	A329-102R25-G	1.000	A	1.969	.630	1.969	2.51	4200	6	N123G2-0300-
	5.000	.709	G	1 1/4	.118	0	8	A329-127R32-G	1.250	A	2.481		2.362	3.96	3600	8	N123G2-0300-
.157	4.000	.591	H	3/4	.157	0	6	A329-102R19-H	.750	A	1.969		1.654	2.42	3500	6	N123H2-0400-
	5.000	.709	H	1 1/4	.157	0	8	A329-127R32-H	1.250	A	2.481	1.378	2.480	3.82	3050	8	N123H2-0400-
.197	4.000	.591	J	3/4	.197	0	6	A329-102R19-J	.750	A	1.969	.768	1.693	2.07	3350	6	N123J2-0500-
	5.000	.709	J	1 1/4	.197	0	7	A329-127R32-J	1.250	A	2.481	1.181	2.480	2.64	2900	7	N123J2-0500-

O5 Q1 Q35 Q19

Fresa de ranurado CoroMill® 329

Árbol con chavetero

Geometría positiva

KAPR 90°

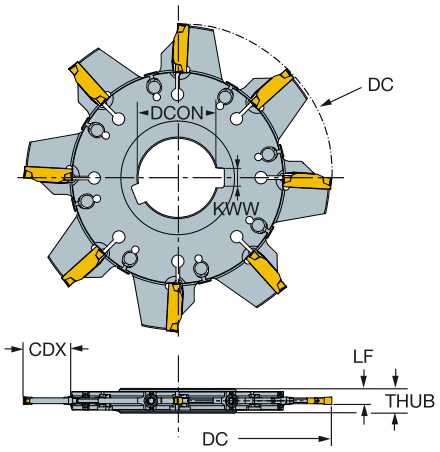

Versión métrica

CW	DC	CDX	SSC	CZC_{MS}	APMX	CNSC		Código de pedido	Dimensiones, mm DCON	LF	DRVCT	DHUB	THUB	Kg	RPMX	CICT	MIID
2.0	100	15.0	E	22	2.0	0	6	329-100S22-E	22.0	6.0	1	34.0	10.0	4.40	4700	6	N123E2-0200-
	125	18.0	E	32	2.0	0	9	329-125S32-E	32.0	6.0	2	47.0	10.0	0.67	4100	9	N123E2-0200-
2.5	100	15.0	F	22	2.5	0	6	329-100S22-F	22.0	6.3	1	34.0	10.0	4.40	4400	6	N123F2-0250-
	125	18.0	F	32	2.5	0	9	329-125S32-F	32.0	6.3	2	47.0	10.0	0.68	3800	9	N123F2-0250-
3.0	100	15.0	G	22	3.0	0	6	329-100S22-G	22.0	6.5	1	34.0	10.0	4.40	4300	6	N123G2-0300-
	125	18.0	G	32	3.0	0	8	329-125S32-G	32.0	6.5	2	47.0	10.0	0.71	3700	8	N123G2-0300-
	160	18.0	G	40	3.0	0	11	329-160S40-G	40.0	6.5	2	55.0	10.0	0.97	3300	11	N123G2-0300-
4.0	100	15.0	H	22	4.0	0	6	329-100S22-H	22.0	7.0	1	34.0	10.0	4.40	3600	6	N123H2-0400-
	125	18.0	H	32	4.0	0	8	329-125S32-H	32.0	7.0	2	47.0	10.0	0.69	3150	8	N123H2-0400-
	160	18.0	H	40	4.0	0	10	329-160S40-H	40.0	7.0	2	55.0	10.0	0.98	2700	10	N123H2-0400-
5.0	100	15.0	J	22	5.0	0	6	329-100S22-J	22.0	7.5	1	34.0	10.0	4.40	3350	6	N123J2-0500-
	125	18.0	J	32	5.0	0	7	329-125S32-J	32.0	7.5	2	47.0	10.0	0.71	2900	7	N123J2-0500-

Versión en pulgadas

CW	DC	CDX	SSC	CZC_{MS}	APMX	CNSC		Código de pedido	Dimensiones, pulg. DCON	LF	DRVCT	DHUB	THUB	Lbs	RPMX	CICT	MIID
.079	4.000	.591	E	1	.079	0	6	A329-102T25-E	1.000	.236	1	1.496	.394	9.90	4700	6	N123E2-0200-
	5.000	.709	E	1 1/2	.079	0	9	A329-127T38-E	1.500	.226	2	2.165	.394	2.64	4100	9	N123E2-0200-
.098	4.000	.591	F	1	.098	0	6	A329-102T25-F	1.000	.246	1	1.457	.394	9.90	4400	6	N123F2-0250-
	5.000	.709	F	1 1/2	.098	0	9	A329-127T38-F	1.500	.236	2	2.165	.394	1.45	3700	9	N123F2-0250-
.118	4.000	.591	G	1	.118	0	6	A329-102T25-G	1.000	.256	1	1.457	.394	9.90	4300	6	N123G2-0300-
	5.000	.709	G	1 1/2	.118	0	8	A329-127T38-G	1.500	.246	2	2.165	.394	1.45	3600	8	N123G2-0300-
.157	5.000	.709	H	1 1/4	.157	0	8	A329-127T32-H	1.250	.266	2	1.850	.394	1.55	3050	8	N123H2-0400-
.197	5.000	.709	J	1 1/4	.197	0	7	A329-127T32-J	1.250	.295	2	2.165	.394	1.68	2900	7	N123J2-0500-

O5

ISO 13399 Q1

CNSC CXSC Q35

C3 – D C Q19

Cabeza de metal duro integral CoroMill® 327 para ranurado

327-GM
FHA 0°
BSG COROMANT

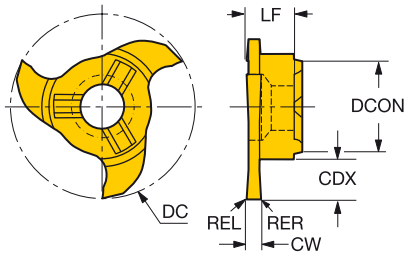

	CZC$_{MS}$	CW	RER	REL	CDX	DC	ZEFP	Código de pedido	P 1025	M 1025	K 1025	DCON	LF	CWTOLL	CWTOLU
Mecanizado previo y acabado	06	0.70			1.5	9.7	3	327R06-10 07000-GM	☆	☆	☆	6.0	3.5	0.050	0.070
		.028			*0.1*	*.381*	*3*					*.236*	*.137*	*.0019*	*.0027*
		0.80			1.5	9.7	3	327R06-10 08000-GM	☆	☆	☆	6.0	3.5	0.050	0.070
		.031			*0.1*	*.381*	*3*					*.236*	*.137*	*.0019*	*.0027*
		0.90			1.5	9.7	3	327R06-10 09000-GM	☆	☆	☆	6.0	3.5	0.050	0.070
		.035			*0.1*	*.381*	*3*					*.236*	*.137*	*.0019*	*.0027*
		1.00			1.5	9.7	3	327R06-10 10000-GM	☆	☆	☆	6.0	3.5	-0.020	0.000
		.039			*0.1*	*.381*	*3*					*.236*	*.137*	*-.0007*	*.0000*
		1.10			1.5	9.7	3	327R06-10 11000-GM	☆	☆	☆	6.0	3.5	0.050	0.070
		.043			*0.1*	*.381*	*3*					*.236*	*.137*	*.0019*	*.0027*
		1.30			1.5	9.7	3	327R06-10 13000-GM	☆	☆	☆	6.0	3.5	0.050	0.070
		.051			*0.1*	*.381*	*3*					*.236*	*.137*	*.0019*	*.0027*
		1.50	0.2	0.2	1.5	9.7	3	327R06-10 15002-GM	☆	☆	☆	6.0	3.5	-0.020	0.000
		.059	*.007*	*.007*	*0.1*	*.381*	*3*					*.236*	*.137*	*-.0007*	*.0000*
		1.60			1.5	9.7	3	327R06-10 16000-GM	☆	☆	☆	6.0	3.5	0.050	0.070
		.063			*0.1*	*.381*	*3*					*.236*	*.137*	*.0019*	*.0027*
		2.00	0.2	0.2	1.5	9.7	3	327R06-10 20002-GM	☆	☆	☆	6.0	3.5	-0.020	0.000
		.079	*.007*	*.007*	*0.1*	*.381*	*3*					*.236*	*.137*	*-.0007*	*.0000*
		2.50	0.2	0.2	1.5	9.7	3	327R06-10 25002-GM	☆	☆	☆	6.0	3.5	-0.020	0.000
		.098	*.007*	*.007*	*0.1*	*.381*	*3*					*.236*	*.137*	*-.0007*	*.0000*

O42 J474 J508 Q1 Q35 Q18

Cabeza de metal duro integral CoroMill® 327 para ranurado

327-GM
FHA 0°
BSG COROMANT

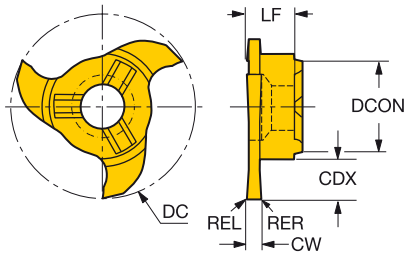

	CZC$_{MS}$	CW	RER	REL	CDX	DC	ZEFP	Código de pedido	P 1025	M 1025	K 1025	DCON	LF	CWTOLL	CWTOLU
Mecanizado previo y acabado	09	1.10			3.5	17.7	3	327R09-18 11000-GM	☆	☆	☆	9.0	5.7	0.090	0.110
		.043			*0.1*	*.696*	*3*					*.354*	*.226*	*.0035*	*.0043*
		1.30			3.5	17.7	3	327R09-18 13000-GM	☆	☆	☆	9.0	5.7	0.090	0.110
		.051			*0.1*	*.696*	*3*					*.354*	*.226*	*.0035*	*.0043*
		1.50	0.1	0.1	3.5	17.7	6	327R09-18 15001-GMM	☆	☆	☆	9.0	5.7	-0.020	0.000
		.059	*.003*	*.003*	*0.1*	*.696*	*6*					*.354*	*.226*	*-.0007*	*.0000*
		1.50			3.5	17.7	3	327R09-18 15002-GM	☆	☆	☆	9.0	5.7	-0.020	0.000
		.059			*0.1*	*.696*	*3*					*.354*	*.226*	*-.0007*	*.0000*
		1.60			3.5	17.7	3	327R09-18 16000-GM	☆	☆	☆	9.0	5.7	0.090	0.110
		.063			*0.1*	*.696*	*3*					*.354*	*.226*	*.0035*	*.0043*
		2.00	0.2	0.2	3.5	17.7	3	327R09-18 20002-GM	☆	☆	☆	9.0	5.7	-0.020	0.000
		.079	*.007*	*.007*	*0.1*	*.696*	*3*					*.354*	*.226*	*-.0007*	*.0000*
		2.00	0.2	0.2	3.5	17.7	6	327R09-18 20002-GMM	☆	☆	☆	9.0	5.7	-0.020	0.000
		.079	*.007*	*.007*	*0.1*	*.696*	*6*					*.354*	*.226*	*-.0007*	*.0000*
		2.50	0.2	0.2	3.5	17.7	3	327R09-18 25002-GM	☆	☆	☆	9.0	5.7	-0.020	0.000
		.098	*.007*	*.007*	*0.1*	*.696*	*3*					*.354*	*.226*	*-.0007*	*.0000*
		2.50	0.2	0.2	3.5	17.7	6	327R09-18 25002-GMM	☆	☆	☆	9.0	5.7	-0.020	0.000
		.098	*.007*	*.007*	*0.1*	*.696*	*6*					*.354*	*.226*	*-.0007*	*.0000*
		3.00	0.2	0.2	3.5	17.7	3	327R09-18 30002-GM	☆	☆	☆	9.0	5.7	-0.020	0.000
		.118	*.007*	*.007*	*0.1*	*.696*	*3*					*.354*	*.226*	*-.0007*	*.0000*
		3.00	0.2	0.2	3.5	17.7	6	327R09-18 30002-GMM	☆	☆	☆	9.0	5.7	-0.020	0.000
		.118	*.007*	*.007*	*0.1*	*.696*	*6*					*.354*	*.226*	*-.0007*	*.0000*

O42 J474 J508 Q1 Q35 Q18

Cabeza de metal duro integral CoroMill® 327 para ranurado

327-GM
FHA 0°
BSG COROMANT

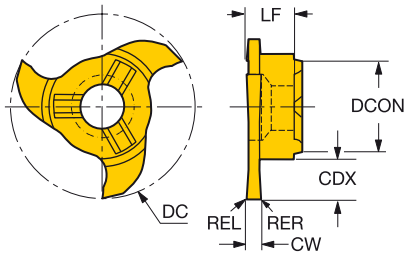

	CZC$_{MS}$	CW	RER	REL	CDX	DC	ZEFP	Código de pedido	P 1025	M 1025	K 1025	DCON	LF	CWTOLL	CWTOLU
Mecanizado previo y acabado	12	1.50	0.2	0.2	4.5	21.7	3	327R12-22 15002-GM	☆	☆	☆	12.0	5.7	-0.020	0.000
		.059	*.007*	*.007*	*0.2*	*.854*	*3*					*.472*	*.224*	*-.0007*	*.0000*
		1.60			4.5	21.7	3	327R12-22 16000-GM	☆	☆	☆	12.0	5.7	0.090	0.110
		.063			*0.2*	*.854*	*3*					*.472*	*.224*	*.0035*	*.0043*
		1.85	0.1	0.1	4.5	21.7	3	327R12-22 18502-GM	☆	☆	☆	12.0	5.7	0.090	0.110
		.073	*.005*	*.005*	*0.2*	*.854*	*3*					*.472*	*.224*	*.0035*	*.0043*
		2.00	0.2	0.2	4.5	21.7	3	327R12-22 20002-GM	☆	☆	☆	12.0	5.7	-0.020	0.000
		.079	*.007*	*.007*	*0.2*	*.854*	*3*					*.472*	*.224*	*-.0007*	*.0000*
		2.15	0.1	0.1	4.5	21.7	3	327R12-22 21502-GM	☆	☆	☆	12.0	5.7	0.090	0.110
		.085	*.005*	*.005*	*0.2*	*.854*	*3*					*.472*	*.224*	*.0035*	*.0043*
		2.50	0.2	0.2	4.5	21.7	3	327R12-22 25002-GM	☆	☆	☆	12.0	5.7	-0.020	0.000
		.098	*.007*	*.007*	*0.2*	*.854*	*3*					*.472*	*.224*	*-.0007*	*.0000*
		2.65	0.1	0.1	4.5	21.7	3	327R12-22 26502-GM	☆	☆	☆	12.0	5.7	0.090	0.110
		.104	*.005*	*.005*	*0.2*	*.854*	*3*					*.472*	*.224*	*.0035*	*.0043*
		3.00	0.2	0.2	4.5	21.7	3	327R12-22 30002-GM	☆	☆	☆	12.0	5.7	-0.020	0.000
		.118	*.007*	*.007*	*0.2*	*.854*	*3*					*.472*	*.224*	*-.0007*	*.0000*
		3.15	0.2	0.2	4.5	21.7	3	327R12-22 31502-GM	☆	☆	☆	12.0	5.7	0.090	0.110
		.124	*.007*	*.007*	*0.2*	*.854*	*3*					*.472*	*.224*	*.0035*	*.0043*
		4.00	0.2	0.2	4.5	21.7	3	327R12-22 40002-GM	☆	☆	☆	12.0	5.7	-0.020	0.000
		.157	*.007*	*.007*	*0.2*	*.854*	*3*					*.472*	*.224*	*-.0007*	*.0000*
		4.15	0.2	0.2	4.5	21.7	3	327R12-22 41502-GM	☆	☆	☆	12.0	5.7	0.090	0.110
		.163	*.007*	*.007*	*0.2*	*.854*	*3*					*.472*	*.224*	*.0035*	*.0043*
		5.15	0.2	0.2	4.5	21.7	3	327R12-22 51502-GM	☆	☆	☆	12.0	5.7	0.090	0.110
		.203	*.007*	*.007*	*0.2*	*.854*	*3*					*.472*	*.224*	*.0035*	*.0043*
		1.50	0.1	0.1	6.5	27.7	6	327R12-28 15001-GMM	☆	☆	☆	12.0	6.2	-0.020	0.000
		.059	*.003*	*.003*	*0.3*	*1.090*	*6*					*.472*	*.244*	*-.0007*	*.0000*
		2.00	0.2	0.2	6.5	27.7	6	327R12-28 20002-GMM	☆	☆	☆	12.0	6.2	-0.020	0.000
		.079	*.007*	*.007*	*0.3*	*1.090*	*6*					*.472*	*.244*	*-.0007*	*.0000*
		2.50	0.2	0.2	6.5	27.7	6	327R12-28 25002-GMM	☆	☆	☆	12.0	6.2	-0.020	0.000
		.098	*.007*	*.007*	*0.3*	*1.090*	*6*					*.472*	*.244*	*-.0007*	*.0000*
		3.00	0.2	0.2	6.5	27.7	6	327R12-28 30002-GMM	☆	☆	☆	12.0	6.2	-0.020	0.000
		.118	*.007*	*.007*	*0.3*	*1.090*	*6*					*.472*	*.246*	*-.0007*	*.0000*
		4.00	0.2	0.2	6.5	27.7	6	327R12-28 40002-GMM	☆	☆	☆	12.0	6.2	-0.020	0.000
		.157	*.007*	*.007*	*0.3*	*1.090*	*6*					*.472*	*.246*	*-.0007*	*.0000*

O42 J474 J508 Q1 Q35 Q18

Cabeza de metal duro integral CoroMill® 327 para ranurado

327-GM
FHA 0°
BSG COROMANT

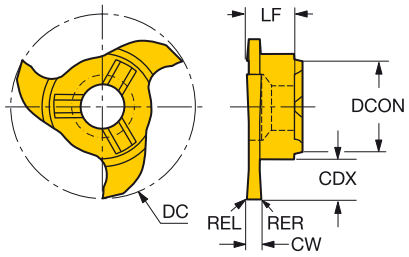

	CZC_{MS}	CW	RER	REL	CDX	DC	ZEFP	Código de pedido	P 1025	M 1025	K 1025	DCON	LF	CWTOLL	CWTOLU
Mecanizado previo y acabado	14	1.50			6.5	27.7	3	327R14-28 15000-GM	☆	☆	☆	14.3	6.5	-0.020	0.000
		.059			*0.3*	*1.090*	*3*					*.562*	*.255*	*-.0007*	*.0000*
		2.00	0.2	0.2	6.5	27.7	3	327R14-28 20002-GM	☆	☆	☆	14.3	6.5	-0.020	0.000
		.079	*.007*	*.007*	*0.3*	*1.090*	*3*					*.562*	*.255*	*-.0007*	*.0000*
		2.50	0.2	0.2	6.5	27.7	3	327R14-28 25002-GM	☆	☆	☆	14.3	6.5	-0.020	0.000
		.098	*.007*	*.007*	*0.3*	*1.090*	*3*					*.562*	*.255*	*-.0007*	*.0000*
		3.00	0.2	0.2	6.5	27.7	3	327R14-28 30002-GM	☆	☆	☆	14.3	6.5	-0.020	0.000
		.118	*.007*	*.007*	*0.3*	*1.090*	*3*					*.562*	*.255*	*-.0007*	*.0000*
		3.50	0.2	0.2	6.5	27.7	3	327R14-28 35002-GM	☆	☆	☆	14.3	6.5	-0.020	0.000
		.138	*.007*	*.007*	*0.3*	*1.090*	*3*					*.562*	*.255*	*-.0007*	*.0000*
		4.00	0.2	0.2	6.5	27.7	3	327R14-28 40002-GM	☆	☆	☆	14.3	6.5	-0.020	0.000
		.157	*.007*	*.007*	*0.3*	*1.090*	*3*					*.562*	*.255*	*-.0007*	*.0000*
		1.50	0.1	0.1	10.0	34.7	6	327R14-35 15001-GMM	☆	☆	☆	14.3	6.2	-0.020	0.000
		.059	*.003*	*.003*	*0.4*	*1.366*	*6*					*.562*	*.246*	*-.0007*	*.0000*
		2.00	0.2	0.2	10.0	34.7	6	327R14-35 20002-GMM	☆	☆	☆	14.3	6.2	-0.020	0.000
		.079	*.007*	*.007*	*0.4*	*1.366*	*6*					*.562*	*.246*	*-.0007*	*.0000*
		2.50	0.2	0.2	10.0	34.7	6	327R14-35 25002-GMM	☆	☆	☆	14.3	6.2	-0.020	0.000
		.098	*.007*	*.007*	*0.4*	*1.366*	*6*					*.562*	*.246*	*-.0007*	*.0000*
		3.00	0.2	0.2	10.0	34.7	6	327R14-35 30002-GMM	☆	☆	☆	14.3	6.2	-0.020	0.000
		.118	*.007*	*.007*	*0.4*	*1.366*	*6*					*.562*	*.246*	*-.0007*	*.0000*

O42 J474 J508 Q1 Q35 Q18

Cabeza de metal duro integral CoroMill® 327 para ranurado

Ranurado — radio completo

327-RM
FHA 0°
BSG COROMANT

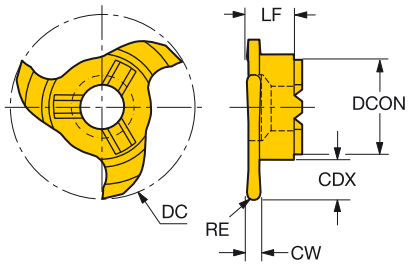

	CZC_{MS}	CW	RER	REL	CDX	DC	ZEFP	Código de pedido	P 1025	M 1025	K 1025	DCON	LF	CWTOLL	CWTOLU
Mecanizado previo y acabado	06	2.20	1.1	1.1	2.5	11.7	3	**327R06-12 22011-RM**	☆	☆	☆	6.0	3.5	0.000	0.030
		.087	*.043*	*.043*	*0.1*	*.460*	*3*					*.236*	*.137*	*.0000*	*.0011*
	09	2.20	1.1	1.1	3.5	17.7	3	**327R09-18 22011-RM**	☆	☆	☆	9.0	5.7	0.000	0.030
		.087	*.043*	*.043*	*0.1*	*.696*	*3*					*.354*	*.226*	*.0000*	*.0011*
	12	1.00	0.5	0.5	4.5	21.7	3	**327R12-22 10005-RM**	☆	☆	☆	12.0	5.7	0.000	0.030
		.039	*.019*	*.019*	*0.2*	*.854*	*3*					*.472*	*.226*	*.0000*	*.0011*
		2.00	1.0	1.0	4.5	21.7	3	**327R12-22 20010-RM**	☆	☆	☆	12.0	5.7	0.000	0.030
		.079	*.039*	*.039*	*0.2*	*.854*	*3*					*.472*	*.226*	*.0000*	*.0011*
		3.00	1.5	1.5	4.5	21.7	3	**327R12-22 30015-RM**	☆	☆	☆	12.0	5.7	0.000	0.030
		.118	*.059*	*.059*	*0.2*	*.854*	*3*					*.472*	*.226*	*.0000*	*.0011*
		4.00	2.0	2.0	4.5	21.7	3	**327R12-22 40020-RM**	☆	☆	☆	12.0	5.7	0.000	0.030
		.157	*.078*	*.078*	*0.2*	*.854*	*3*					*.472*	*.226*	*.0000*	*.0011*

O42 J474 J508 Q1 Q35 Q18

SANDVIK Coromant

Cabeza de metal duro integral CoroMill® 327 para ranurado

Ranuras circlip con chaflán

	327-GC
FHA	0°
BSG	DIN 471/472

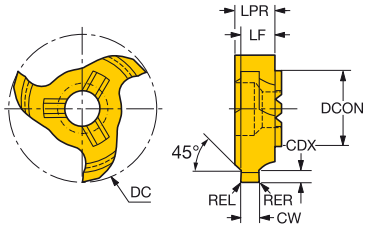

	CZC_{MS}	CW	RER	REL	CDX	DC	ZEFP	Código de pedido	P 1025	M 1025	K 1025	DCON	LF	CWTOLL	CWTOLU
Mecanizado previo y acabado	12	1.10			0.5	21.7	3	327R12-22 11045-GC	☆	☆	☆	12.0	5.0	0.090	0.110
		.043			*0.0*	*.854*	*3*					*.472*	*.199*	*.0035*	*.0043*
		1.30			0.7	21.7	3	327R12-22 13045-GC	☆	☆	☆	12.0	5.1	0.090	0.110
		.051			*0.0*	*.854*	*3*					*.472*	*.203*	*.0035*	*.0043*
		1.60			1.0	21.7	3	327R12-22 16045-GC	☆	☆	☆	12.0	5.1	0.090	0.110
		.063			*0.0*	*.854*	*3*					*.472*	*.203*	*.0035*	*.0043*
		1.85			1.3	21.7	3	327R12-22 18545-GC	☆	☆	☆	12.0	5.1	0.090	0.110
		.073			*0.0*	*.854*	*3*					*.472*	*.204*	*.0035*	*.0043*
		2.15	0.1	0.1	1.5	21.7	3	327R12-22 21545-GC	☆	☆	☆	12.0	5.3	0.090	0.110
		.085	*.005*	*.005*	*0.1*	*.854*	*3*					*.472*	*.210*	*.0035*	*.0043*
		2.65	0.1	0.1	1.5	21.7	3	327R12-22 26545-GC	☆	☆	☆	12.0	5.0	0.090	0.110
		.104	*.005*	*.005*	*0.1*	*.854*	*3*					*.472*	*.200*	*.0035*	*.0043*
		3.15	0.2	0.2	1.8	21.7	3	327R12-22 31545-GC	☆	☆	☆	12.0	5.3	0.090	0.110
		.124	*.007*	*.007*	*0.1*	*.854*	*3*					*.472*	*.210*	*.0035*	*.0043*
		4.15	0.2	0.2	2.0	21.7	3	327R12-22 41545-GC	☆	☆	☆	12.0	5.3	0.090	0.110
		.163	*.007*	*.007*	*0.1*	*.854*	*3*					*.472*	*.210*	*.0035*	*.0043*
		1.30			0.8	21.7	3	327R12-221304508-GC	☆	☆	☆	12.0	5.1	0.090	0.110
		.051			*0.0*	*.854*	*3*					*.472*	*.203*	*.0035*	*.0043*
		1.60			0.8	21.7	3	327R12-221604508-GC	☆	☆	☆	12.0	5.0	0.090	0.110
		.063			*0.0*	*.854*	*3*					*.472*	*.199*	*.0035*	*.0043*
		2.65	0.2	0.2	1.8	21.7	3	327R12-222654518-GC	☆	☆	☆	12.0	5.0	0.090	0.110
		.104	*.007*	*.007*	*0.1*	*.854*	*3*					*.472*	*.200*	*.0035*	*.0043*
		4.15	0.2	0.2	2.5	21.7	3	327R12-224154525-GC	☆	☆	☆	12.0	5.3	0.090	0.110
		.163	*.007*	*.007*	*0.1*	*.854*	*3*					*.472*	*.210*	*.0035*	*.0043*

O42 J474 J508 Q1 Q35 Q18

Plaquita CoroMill® 495 para fresado

KRINS 90°

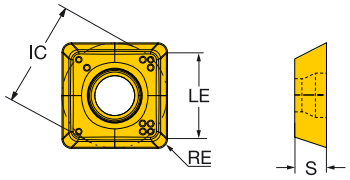

					P	M	K	N	S	Dimensiones, mm, pulg.		
			RE	Código de pedido	1030	1040	1030	1030	1040	IC	LE	S
Medio		09	0.8	495-09T3M-PM	☆		☆	☆		9.0	7.4	3.51
			.031							*.354*	*.291*	*.138*
		09	0.8	495-09T3M-MM		☆			☆	9.0	7.4	3.51
			.031							*.354*	*.291*	*.138*

J474 J508 Q1 Q17

Fresa para fresado de chaflanes CoroMill® 495

Coromant Capto

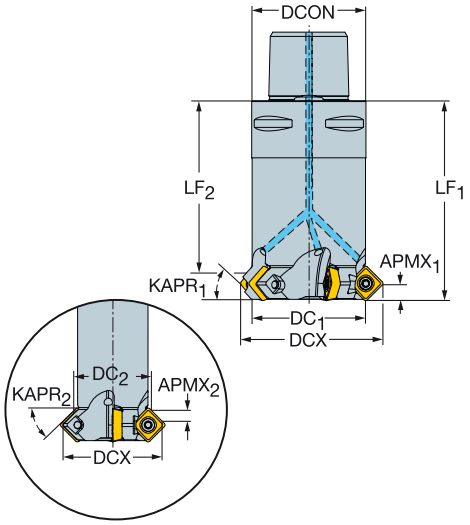

Versión métrica

KAPR1	KAPR2	DC1	DC2		CZCMS	APMX1	APMX2	CNSC		Código de pedido	Dimensiones, mm DCON	DCX	BD1	LF1	LF2	Nm	Kg	RPMX	CICT	MIID
45°	45°	40.5	40.5	09	C4	5.4	5.4	1	5	495-040C4-4509H	40.0	51.9	39.7	70.0	58.4	1.4	0.67	6100	5	495-09T3M-XL
45°	45°	50.5	50.5	09	C5	5.4	5.4	1	6	495-050C5-4509H	50.0	61.9	49.7	75.0	63.2	1.4	1.18	5300	6	495-09T3M-XL
45°	45°	63.5	63.5	09	C6	5.4	5.4	1	7	495-063C6-4509H	63.0	74.9	62.7	80.0	68.2	1.4	2.05	4700	7	495-09T3M-XL

J266

O5

ISO 13399 Q1

CNSC CXSC Q35

C3 – D C Q16

Fresa para fresado de chaflanes CoroMill® 495

Mango cilíndrico

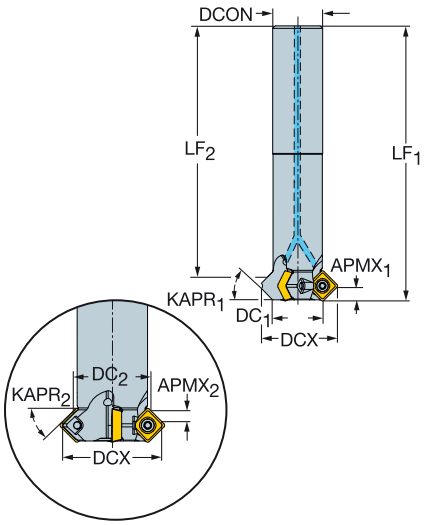

Versión métrica

KAPR1	KAPR2	DC1	DC2		CZCMS	APMX1	APMX2	CNSC		Código de pedido	Dimensiones, mm DCON	DCX	BD1	LF1	LF2	LU	Nm	Kg	RPMX	CICT	MIID
30°	60°	12.0	18.3	09	16	3.8	6.5	1	1	495-012A16-3009L	16.0	26.0	17.1	100.0	88.7		1.4	0.14	14400	1	495-09T3M-XL
45°	45°		17.7	09	16	5.4	5.4	1	1	495-012A16-4509L	16.0	23.4	11.2	100.0	90.8	51.0	1.4	0.12	14400	1	495-09T3M-XL
60°	30°		13.5	09	16	6.8	3.9	1	1	495-012A16-6009L	16.0	20.1	13.5	100.0	92.8	49.0	1.4	0.11	14400	1	495-09T3M-XL
75°				09	16	7.7		1	1	495-012A16-7509L	16.0	16.2	12.9	100.0	92.1		1.4	0.10	14400	1	495-09T3M-XL
45°	45°	20.5	20.9	09	20	5.4	5.4	1	3	495-020A20-4509M	20.0	31.9	19.7	110.0	98.2	58.0	1.4	0.23	9500	3	495-09T3M-XL
75°		25.5		09	25	7.7		1	3	495-025A25-7509H	25.0	29.7	25.2	120.0	112.1		1.4	0.41	8100	3	495-09T3M-XL
30°	60°		31.8	09	25	3.8	6.5	1	4	495-025A25-3009H	25.0	39.5	30.6	120.0	108.7	59.0	1.4	0.52	8100	4	495-09T3M-XL
45°	45°		25.9	09	25	5.4	5.4	1	4	495-025A25-4509H	25.0	36.9	24.7	120.0	108.2		1.4	0.41	8100	4	495-09T3M-XL
60°	30°		19.9	09	25	6.8	3.9	1	4	495-025A25-6009H	25.0	33.6	18.7	120.0	112.8	59.0	1.4	0.33	8100	4	495-09T3M-XL

J266 O5 Q1 Q35 Q16

Fresa para fresado de chaflanes CoroMill® 495

Weldon



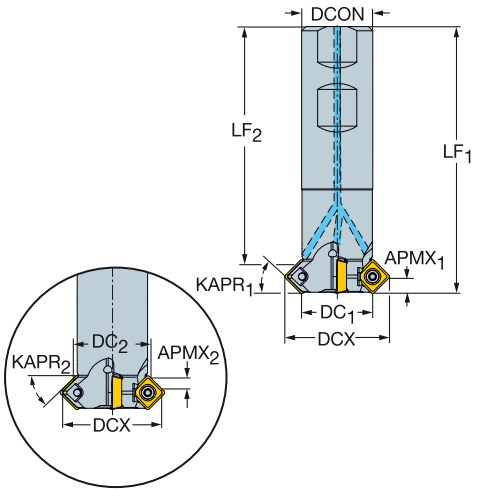

Versión en pulgadas

KAPR1	KAPR2	DC1	DC2		CZCMS	APMX1	APMX2	CNSC		Código de pedido	Dimensiones, pulg. DCON	DCX	LF1	LF2	LU	Ft/lbs	Lbs	RPMX	BD1	CICT	MIID
75°		1.020		09	1	.304		1	3	A495-026M25-7509H	1.000	1.185	3.750			1.0	0.72	8000	1.009	3	495-09T3M-XL
30°	60°	1.020	.559	09	1	.150	.260	1	4	A495-026M25-3009H	1.000	1.571	3.750	3.306		1.0	0.84	8000	1.223	4	495-09T3M-XL
45°	45°	1.020	1.038	09	1	.215	.215	1	4	A495-026M25-4509H	1.000	1.469	3.750	3.285		1.0	0.72	8000	.989	4	495-09T3M-XL
60°	30°	1.020	.804	09	1	.268	.155	1	4	A495-026M25-6009H	1.000	1.338	3.751	2.326	1.319	1.0	0.62	8000	.754	4	495-09T3M-XL
45°	45°	.770	.788	09	3/4	.215	.215	1	3	A495-020M19-4509M	.750	1.219	3.350	2.879		1.0	0.35	9500	.739	3	495-09T3M-XL
30°	60°	.520	.771	09	5/8	.150	.260	1	1	A495-013M16-3009L	.625	1.071	2.882	2.437		1.0	0.21	13600	.723	1	495-09T3M-XL
45°	45°	.520	.745	09	5/8	.215	.215	1	1	A495-013M16-4509L	.625	.969	2.882	2.520		1.0	0.18	13600	.489	1	495-09T3M-XL
60°	30°	.520	.559	09	5/8	.268	.155	1	1	A495-013M16-6009L	.625	.838	2.882	1.645	.768	1.0	0.18	13600	.577	1	495-09T3M-XL
75°		.520		09	5/8	.304		1	1	A495-013M16-7509L	.625	.686	2.882			1.0	0.18	13600	.562	1	495-09T3M-XL

J266

O5

ISO 13399 Q1

CNSC CXSC Q35

C3 – D C Q16

Fresa para fresado de chaflanes CoroMill® 495

CoroMill® EH



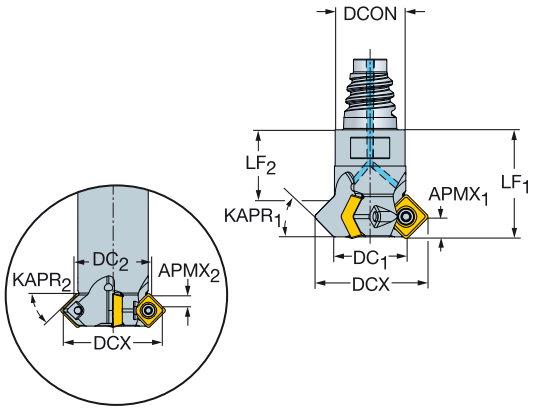

Versión métrica

KAPR1	KAPR2	DC1	DC2		CZCMS	APMX1	APMX2	CNSC		Código de pedido	Dimensiones, mm DCON	DCX	BD1	LF1	LF2	Nm	Kg	RPMX	CICT	MIID
45°	45°	12.0	17.7	09	E16	5.4	5.4	1	1	495-012EH16-4509L	15.5	23.4	11.2	30.0	20.8	1.4	0.03	14400	1	495-09T3M-XL
45°	45°	20.5	20.9	09	E20	5.4	5.4	1	3	495-020EH20-4509M	19.3	31.9	19.7	30.0	18.2	1.4	0.07	9500	3	495-09T3M-XL
45°	45°	25.5	25.5	09	E25	5.4	5.4	1	4	495-025EH25-4509H	24.2	36.9	24.7	35.0	23.2	1.4	0.13	8100	4	495-09T3M-XL

J266 O5 Q1 Q35 Q16

Cabeza de metal duro integral CoroMill® 327 para achaflanado

Ranurado — radio completo

Achaflanado

	327-CH
KAPR	45°
FHA	0°

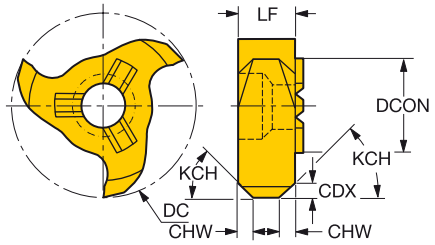

CZC_{MS}	DC	DCX	KAPR	Código de pedido	P 1025	M 1025	K 1025	Dimensiones, mm, pulg. ZEFP	DCON	LF
6.0	10.10	11.7	45°	**327R06-12 12045-CH**	☆	☆	☆	3	6.00	3.50
	.398	.461	45°						.236	.138
12.0	18.30	21.7	45°	**327R12-22 20045-CH**	☆	☆	☆	3	12.00	5.85
	.720	.854	45°						.472	.230

O42 J474 J508 Q35 Q18

Plaquita CoroMill® 170 para fresado de engranajes

Plaquita raíz

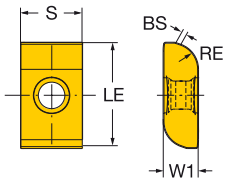

	PRSPC		RE	BS	Código de pedido	P 1030	P 4240	Dimensiones, mm, pulg. W1	LE	S
	12	24	4.0	1.0	170-12-240740E-PRLN	☆		7.0	24.0	14.00
			.157	.039				.276	.945	.551
	14		5.0	1.0	170-14-240750E-PRLN	☆		7.0	24.0	14.00
			.197	.039				.276	.945	.551
	16		6.0	1.0	170-16-240860E-PRLN	☆		8.0	24.0	14.00
			.236	.039				.315	.945	.551
	18		7.0	1.0	170-18-240870E-PRLN	☆		8.0	24.0	14.00
			.276	.039				.315	.945	.551
	20	28	7.5	1.0	170-20-281075E-PRLN	☆		10.0	28.0	14.00
			.295	.039				.394	1.102	.551
	22		8.5	1.0	170-22-281085E-PRLN	☆		10.0	28.0	14.00
			.335	.039				.394	1.102	.551
	12	24	4.0	1.0	170-12-240740E-PRMN	☆	☆	7.0	24.0	14.00
			.157	.039				.276	.945	.551
	14		5.0	1.0	170-14-240750E-PRMN	☆	☆	7.0	24.0	14.00
			.197	.039				.276	.945	.551
	16		6.0	1.0	170-16-240860E-PRMN	☆	☆	8.0	24.0	14.00
			.236	.039				.315	.945	.551
	18		7.0	1.0	170-18-240870E-PRMN	☆	☆	8.0	24.0	14.00
			.276	.039				.315	.945	.551
	20	28	7.5	1.0	170-20-281075E-PRMN	☆	☆	10.0	28.0	14.00
			.295	.039				.394	1.102	.551
	22		8.5	1.0	170-22-281085E-PRMN	☆	☆	10.0	28.0	14.00
			.335	.039				.394	1.102	.551
	12	24	4.0	1.0	170-12-240740E-PRHN	☆	☆	7.0	24.0	14.00
			.157	.039				.276	.945	.551
	14		5.0	1.0	170-14-240750E-PRHN	☆	☆	7.0	24.0	14.00
			.197	.039				.276	.945	.551
	16		6.0	1.0	170-16-240860E-PRHN	☆	☆	8.0	24.0	14.00
			.236	.039				.315	.945	.551
	18		7.0	1.0	170-18-240870E-PRHN	☆	☆	8.0	24.0	14.00
			.276	.039				.315	.945	.551
	20	28	7.5	1.0	170-20-281075E-PRHN	☆	☆	10.0	28.0	14.00
			.295	.039				.394	1.102	.551
	22		8.5	1.0	170-22-281085E-PRHN	☆	☆	10.0	28.0	14.00
			.335	.039				.394	1.102	.551

J502 J508 Q1 Q21

Plaquita CoroMill® 170 para fresado de engranajes

Plaquita de flanco

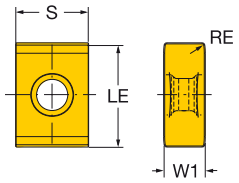

		RE	Código de pedido	P 1030	P 4240	W1	LE	S
Ligero		20 0.5 .020	170-00-200801E-PFLN	☆		8.0 .315	19.5 .768	14.00 .551
Medio		20 0.5 .020	170-00-200801E-PFMN	☆	☆	8.0 .315	19.5 .768	14.00 .551
Pesado		20 0.5 .020	170-00-200801E-PFHN	☆	☆	8.0 .315	19.5 .768	14.00 .551

J502 J508 Q1 Q21

Plaquita CoroMill® 176 para fresado de engranajes

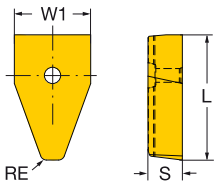

	PRSPC		RE	Código de pedido	P 1030	Dimensiones, mm, pulg. W1	L	S
	4	10	0.8	**176M40-N100608E-PM**	☆	9.7	10.4	5.50
			.031			*.385*	*.409*	*.217*
	5	12	1.0	**176M50-N120610E-PM**	☆	12.2	13.0	5.50
			.039			*.481*	*.512*	*.217*
	6	15	1.2	**176M60-N150612E-PM**	☆	14.6	15.6	5.50
			.047			*.578*	*.614*	*.217*
	7	17	1.4	**176M70-N170614E-PM**	☆	17	18.2	5.50
			.055			*.669*	*.717*	*.217*
	8	21	1.6	**176M80-N210616E-PM**	☆	19.5	21.0	5.50
			.063			*.770*	*.827*	*.217*

J504 J508 Q1 Q22

Plaquita CoroCut® XS para perfilado

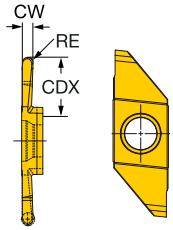

	SSC	CW	RE	CDX	Código de pedido	P 1025	M 1025	N 1025	S 1025	CWTOLL	CWTOLU	RETOLL	RETOLU
Acabado	3	0.80	0.40	3.8	**MAPL 3 080**	☆	☆	☆	☆	-0.025	0.025	-0.025	0.025
		.031	*.015*	*0.1*						*-.0009*	*.0009*	*-.0009*	*.0009*
		1.25	0.62	5.0	**MAPL 3 125**	☆	☆	☆	☆	-0.025	0.025	-0.025	0.025
		.049	*.024*	*0.2*						*-.0009*	*.0009*	*-.0009*	*.0009*
		1.60	0.80	7.5	**MAPL 3 160**	☆	☆	☆	☆	-0.025	0.025	-0.025	0.025
		.063	*.031*	*0.3*						*-.0009*	*.0009*	*-.0009*	*.0009*
		2.50	1.25	8.2	**MAPL 3 250**	☆	☆	☆	☆	-0.025	0.025	-0.025	0.025
		.098	*.049*	*0.3*						*-.0009*	*.0009*	*-.0009*	*.0009*

Encontrará descripciones de calidades, recomendaciones de datos de corte y de penetración en el catálogo de herramientas para tornear.

ISO 13399

Q1

Fresa CoroMill® 161 para fresado de engranajes

Coromant Capto®



KAPR 90°

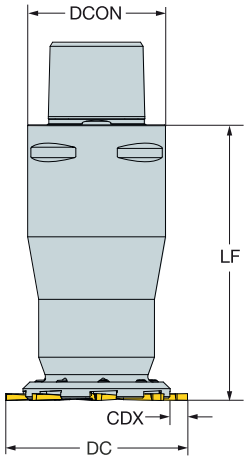

DC	CDX	SSC	CZC_{MS}	CNSC	Código de pedido	Dimensiones, mm DCON	LF	Kg	CICT	MIID
66	6.3	3	C5	0	161-066C5-3	50.0	100.0	1.40	8	MACL 3 250-T

Debe utilizarse con plaquitas CoroTurn® XS, consulte la página J275

O5

ISO 13399 Q1

CNSC CXSC Q35

SANDVIK Coromant

Fresa CoroMill® 161 para fresado de engranajes

En eje

KAPR 90°



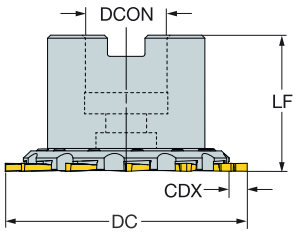

DC	CDX	SSC	CZC_{MS}	CNSC	Código de pedido	Dimensiones, mm DCON	LF	Kg	CICT	MIID
80	6.0	3	27	0	161-080Q27-3	27.0	45.0	0.60	12	MACL 3 250-T

Debe utilizarse con plaquitas CoroMill® 176, consulte la página J274

O5

Q1

Q35

Fresa CoroMill® 162 para fresado de engranajes

En eje

KAPR 70°

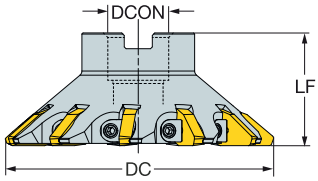

DC	SSC	CZC_{MS}	APMX	CNSC	Código de pedido	Dimensiones, mm DCON	LF	Nm	Kg	CICT	MIID
90	10	27	9.8	0	**162-090Q27-40**	27.0	48.0	3.0	0.60	11	176M40-N100608E-PM
120	15	27	14.7	0	**162-120Q27-60**	27.0	51.0	5.0	1.80	11	176M60-N150612E-PM
140	15	32	14.7	0	**162-140Q32-60**	32.0	55.0	5.0	2.00	13	176M60-N150612E-PM

O5

ISO 13399 Q1

CNSC CXSC Q35

SANDVIK Coromant

Herramienta multifunción CoroPlex™ MT para fresado y torneado

Coromant Capto®

Suministro de refrigerante interior

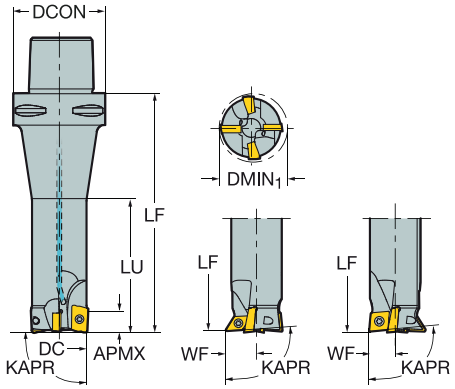

IC	CZC_{MS}	DC	APMX	ZEFP	DMIN1	KAPR	RMPX	CNSC	Código de pedido	Dimensiones, mm, pulg. DCON	LU	LF	WF	HF	CP Bar	Nm	Kg	RPMX	CICT	MIID
	C5							1	M-32C5-39011C09D07	50					80		1.0	12000		
										1.969										
11		32	10	2		90	0				78.5	130				1.2			2	R390-11
		1.260	*.394*								*3.091*	*5.118*								
09	3/8				35	95	0				77.8	129.3	15.4	0.0		3.0			1	CCMT 09 T3 08
					1.378						*3.063*	*5.091*	*.606*	*.000*						*CCMT 3 (2.5)*
07	1/4				35	93	27				77.4	128.9	15.4	0.0		0.9			1	DCMT 07 02 04
					1.378						*3.047*	*5.075*	*.606*	*.000*						*DCMT 2 (1.5) 1*
	C6							1	M-32C6-39011C09D07	63					80		1.7	12000		
										2.480										
11		32	10	2		90	0				78.5	165				1.2			2	R390-11
		1.260	*.394*								*3.091*	*6.496*								
09	3/8				35	95	0				77.8	164.3	15.4	0.0		3.0			1	CCMT 09 T3 08
					1.378						*3.063*	*6.469*	*.606*							*CCMT 3 (2.5)*
07	1/4				35	93	27				77.4	163.9	15.4	0.0		0.9			1	DCMT 07 02 04
					1.378						*3.047*	*6.453*	*.606*							*DCMT 2 (1.5) 1*
	C6							1	M-40C6-39018C12D11	63					80		1.7	10000		
										2.480										
18		40	10	2		90	0				90.1	165				1.2			2	R390-18
		1.575	*.394*								*3.547*	*6.496*								
12	1/2				43	95	0				89.5	164.4	19.0	0.0		3.0			1	CCMT 12 04 08
					1.693						*3.524*	*6.472*	*.748*	*.000*						*CCMT 432*
11	3/8				43	93	27				89	163.9	19.2	0.0		0.9			1	DCMT 11 T3 04
					1.693						*3.504*	*6.453*	*.756*	*.000*						*DCMT 3 (2.5) 1*
	C8							1	M-40C8-39018C12D11	80					80		3.3	10000		
										3.150										
18		40	10	2		90	0				90.1	200				1.2			2	R390-18
		1.575	*.394*								*3.547*	*7.874*								
12	1/2				43	95	0				89.5	199.4	19.0	0.0		3.0			1	CCMT 12 04 08
					1.693						*3.524*	*7.850*	*.748*	*.000*						*CCMT 432*
11	3/8				43	93	27				89	198.9	19.2	0.0		0.9			1	DCMT 11 T3 04
					1.693						*3.504*	*7.831*	*.756*	*.000*						*DCMT 3 (2.5) 1*

J112

O5

CNSC CXSC Q35

ISO 13399 Q1

CoroMill® Plura

Amplia gama de fresas de ranurar integrales

De desbaste a súper-acabado

Tailor Made

Consulte la página Q5



P M K N S H O

Área de aplicación ISO

Aplicación

- Fresado de ranuras
- Fresado en escuadra
- Fresado de perfiles
- Planeado de gran avance
- Fresado de chaflanes
- Avance en rampa
- Torno-fresado
- Interpolación helicoidal
- Ranurado
- Roscado interior
- Recanteado
- Fresado de roscas

Gama de productos

- Opciones de mango cilíndrico, Weldon e iLock™
- Herramientas rectas, esféricas y cónicas de punta esférica
- Herramientas de desbaste con y sin geometría corta-virutas
- Mangos subdimensionados disponibles, con y sin cuello
- Herramientas con refrigerante interior disponibles
- Formas de rosca: M, UNC, UNF, NPT, NPTF y G

iLock™ ingenious locking interface

Consulte la página 24

Los componentes con requisitos de calidad altos y las aplicaciones difíciles requieren herramientas de primera calidad. Una fresa de ranurar integral es la elección más acertada cuando sea extremadamente importante contar con tolerancias estrechas y un mecanizado eficiente.

Nuestras dos ofertas

Herramientas **optimizadas** con geometrías y calidades para materiales y aplicaciones específicos que maximizan el rendimiento por minuto. Todos los códigos de producto en los que el primer número es **2** corresponden a la oferta de herramientas optimizadas.

Herramientas **flexibles** desarrolladas para un rendimiento elevado y un mecanizado seguro en materiales, aplicaciones, tamaños y formas de componente diferentes, que ofrecen un máximo aprovechamiento de la máquina. Todos los códigos de producto en los que el primer número es **1** corresponden a la oferta de herramientas flexibles.

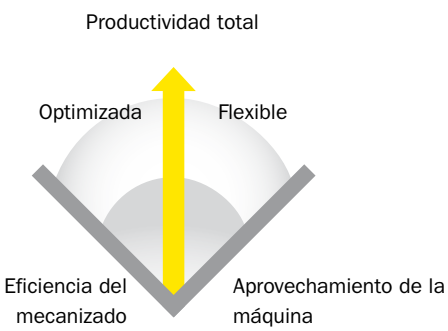

SANDVIK Coromant

CoroMill® 316

Sistema modular - Coromant EH

De desbaste a súper-acabado



P M K N S

Área de aplicación ISO

Aplicación

- Fresado de ranuras
- Fresado en escuadra
- Fresado de perfiles
- Planeado con gran avance
- Fresado de chaflanes
- Avance en rampa
- Interpolación helicoidal
- Mecanizado axial

Gama de productos

- Herramientas con capacidad de gran avance
- Geometría rompevirutas
- Herramientas con refrigerante interior
- Geometrías para desbaste y súper-acabado
- Amplia gama de adaptadores de máquina integrados y mangos

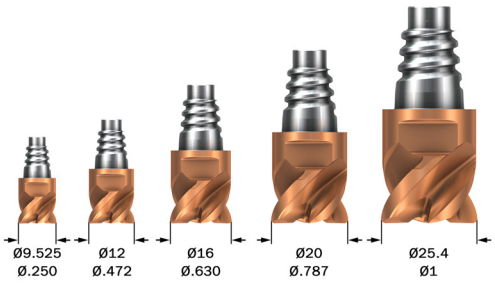

Acoplamiento EH

El acoplamiento Coromant EH (cabeza intercambiable) ofrece fiabilidad y precisión entre la cabeza y el mango. Es fácil de manejar y la cabeza puede cambiarse en unos poco segundos.
Coromant EH, página 23



CoroMill® 326

Fresas integrales

Roscado interior y achaflanado en agujeros pequeños



P M K N S

Área de aplicación ISO

Aplicación

- Fresado de chaflanes
- Fresado de chaflanes posteriores
- Fresado de roscas

Gama de productos

- Gama de diámetros: 5.8 y 7.8 mm (.228 y .307 pulg.)
- Mango Weldon
- Tres filos de corte
- Profundidades de hasta tres veces el diámetro
- Herramientas de roscado para roscas de perfil en V de 60°
- Herramientas para achaflanar

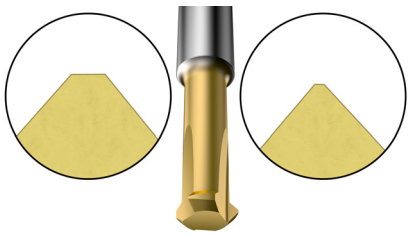



Achaflanado y achaflanado posterior de agujeros con una sola herramienta.

SANDVIK Coromant

Escuadrado

Optimizada

	Fresas de ranurar para fresado lateral de gran avance				
TSYC	2P340-PA	2P340-PB	2P341-MA	2S340-MA	2P360-PA
Página	J324	J325	J326	J327	J328
Material	Principal/Secundaria P K	Principal/Secundaria P K	Principal/Secundaria M S	Principal/Secundaria M S	Principal/Secundaria P K M S
Operaciones principales					
D_c mm D_c pulgadas	2.00 – 25.00 .079 – .984	2.00 – 25.00 .079 – .984	2.00 – 25.00 .079 – .984	4.00 – 20.00 .157 – .787	6.00 – 20.00 .236 – .787
APMX/DC	1.8 – 3.5xDC	1.8 – 3.5xDC	1.8 – 3.5xDC	1.9 – 2.8xDC	3.2 – 3.8xDC
Geometría frontal					
FHA	≈ 37°	≈ 37°	≈ 41°	≈ 41°	≈ 37°
ZEFP	4	4	4	4	4
RE mm RE pulg.	- -	- -	- -	0.50 - 4.00 .020 - .157	- -
CHW mm CHW pulg.	0.13 - 0.20 .005 - .008	0.15 - 0.20 .006 - .008	0.15 - 0.20 .006 - .008	- -	0.15 - 0.20 .006 - .008
Mango	Cilíndrico	Weldon	Cilíndrico	Cilíndrico	Cilíndrico
BSG	DIN 6527 L	DIN 6527 L	DIN 6527 L	DIN 6527 L	Coromant
Calidad	1630	1630	1640	1640	1630
Refrigeración interior	✖	✖	✖	✖	✖
Otras operaciones					

Escuadrado

Optimizada

	Fresas de ranurar universales para estabilidad y espacio para virutas				
TSYC	R216.2x..50CC..P	R216.2x..AK..P	R216.3x..50-AK..P	R216.2x..BC..P	R216.3x..50-BC..P
Página	J329	J330	J331	J332	J333
Material	Principal/Secundaria P K M S	Principal/Secundaria P K M S	Principal/Secundaria P K M S	Principal/Secundaria P K M S	Principal/Secundaria P K M S
Operaciones principales					
D_c mm D_c pulgadas	2.00 – 20.00 .079 – .787	4.00 – 20.00 .157 – .787	4.00 – 20.00 .157 – .787	6.00 – 20.00 .236 – .787	6.00 – 20.00 .236 – .787
APMX/DC	1.9 – 3.5xDC	1.9 – 2.8xDC	1.9 – 2.8xDC	1.9 – 2.4xDC	1.9 – 2.4xDC
Geometría frontal					
FHA	50°	50°	50°	50°	50°
ZEFP	3-4	3-4	3-4	4	4
RE mm RE pulg.	0.20 - 6.35 .008 - .250	1.00 - 4.00 .039 - .157	- -	1.00 - 4.00 .039 - .157	- -
CHW mm CHW pulg.	- -	- -	0.10 - 0.15 .004 - .006	- -	0.10 - 0.15 .004 - .006
Mango	Cilíndrica con cuello	Cilíndrico	Cilíndrico	Weldon	Weldon
BSG	DIN 6527 L	Coromant	Coromant	DIN 6527 L	DIN 6527 L
Calidad	1620	1620, 1630	1620, 1630	1620, 1630	1620, 1630
Refrigeración interior	✖	✖	✖	✖	✖
Otras operaciones	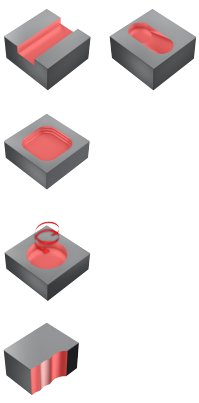	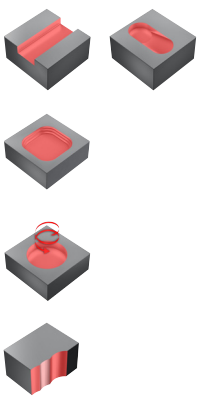	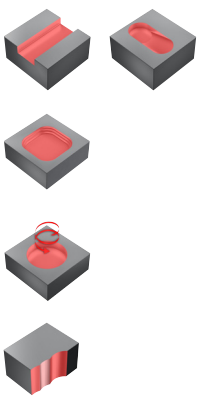	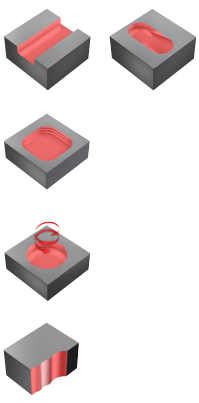	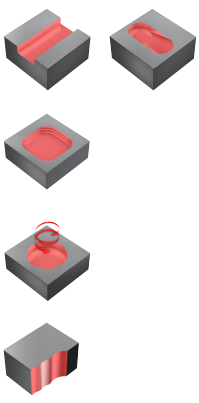

SANDVIK Coromant

Escuadrado

Optimizada

	Fresas de ranurar universales para estabilidad y espacio para virutas				
TSYC	RA216.2x..AK..P	R215.34C..BC..P	R216.2x..CK/L..P	R216.2x..YK..P	R216.2x..YL..P
Página	J334	J335	J336	J337	J338
Material	Principal/Secundaria P K M S	Principal/Secundaria P K M S	Principal/Secundaria P K M S	Principal/Secundaria P K M S	Principal/Secundaria P K M S
Operaciones principales					
D_c mm D_c pulgadas	4.76 – 19.05 .187 – .750	6.00 – 20.00 .236 – .787	10.00 – 25.00 .394 – .984	12.00 – 25.00 .472 – .984	12.00 – 25.00 .472 – .984
APMX/DC	2.0 – 3.2xDC	1.9 - 2.4xDC	2.2 – 2.3xDC	2.2 - 2.3xDC	2.2 - 2.3xDC
Geometría frontal					
FHA	50°	50°	50°	50°	50°
ZEFP	3-4	4	4-5	4-5	4-5
RE mm RE pulg.	0.40 - 1.59 .016 - .063	- -	1.00 - 6.35 .039 - .250	1.00 - 6.35 .039 - .250	3.00 - 6.35 .118 - .250
CHW mm CHW pulg.	- -	0.10 - 0.15 .004 - .006	- -	- -	- -
Mango	Cilíndrico	Weldon	Cilíndrica con cuello	iLock	iLock
BSG	Coromant	Coromant	Coromant	Coromant	Coromant
Calidad	1620, 1630	1640	1620	1620	1620
Refrigeración interior	✗	✓	✗	✗	✗
Otras operaciones					

Escuadrado

Optimizada

	Fresas de ranurar universales para estabilidad y espacio para virutas				
TSYC	R216.2x..AK..H	R216.3x..50-AK..H	RA216.2x..AK..H		
Página	J339	J340	J341		
Material	Principal/Secundaria H P	Principal/Secundaria H P	Principal/Secundaria H P		
Operaciones principales					
D_c mm D_c pulgadas	2.00 – 20.00 .079 – .787	2.00 – 20.00 .079 – .787	4.76 – 19.05 .187 – .750		
APMX/DC	1.9 – 3.5xDC	1.9 – 3.5xDC	2.0xDC		
Geometría frontal					
FHA	50°	50°	50°		
ZEFP	3-4	3-4	3-4		
RE mm RE pulg.	0.50 - 4.00 .020 - .157	- -	0.40 - 1.59 .016 - .063		
CHW mm CHW pulg.	- -	0.10 - 0.15 .004 - .006	- -		
Mango	Cilíndrico	Cilíndrico	Cilíndrico		
BSG	Coromant	Coromant	Coromant		
Calidad	1620	1620	1620		
Refrigeración interior	✖	✖	✖		
Otras operaciones	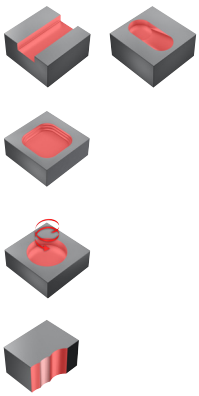	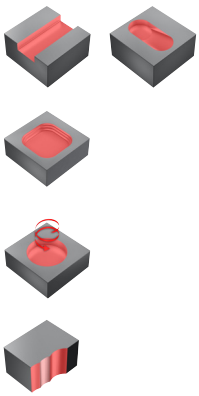	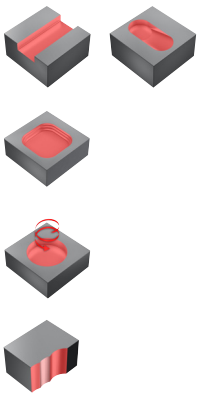		

Escuadrado

Optimizada

	Fresas de ranurado para fresado de aluminio				
TSYC	2P120-NC	2P121-NC	2P122-NC	2P123-NG	2P160-NA
Página	J342	J343	J344	J345	J346
Material	Principal/Secundaria N	Principal/Secundaria N	Principal/Secundaria N	Principal/Secundaria N	Principal/Secundaria N
Operaciones principales					
D_c mm D_c pulgadas	2.00 – 20.00 .079 – .787	2.00 – 20.00 .079 – .787	2.00 – 20.00 .079 – .787	3.00 – 20.00 .118 – .787	2.00 – 12.00 .079 – .472
APMX/DC	1.0 – 1.7xDC	1.4 – 1.5xDC	1.5xDC	1.3 – 1.6xDC	3.2 – 4.0xDC
Geometría frontal					
FHA	25°	25°	25°	25°	25°
ZEFP	2	2	2	2	2
RE mm RE pulg.	- -	0.15 .006	0.15 .006	0.15 .006	- -
CHW mm CHW pulg.	0.00 - 0.15 .000 - .006	- -	- -	- -	0.00 - 0.10 .000 - .004
Mango	Cilíndrica con cuello	Cilíndrica con cuello	Cilíndrica con cuello	Subdimensionado	Cilíndrico
BSG	Coromant	Coromant	Coromant	Coromant	Coromant
Calidad	H10F	H10F	H10F	H10F	H10F
Refrigeración interior	✖	✖	✖	✖	✖
Otras operaciones					

Escuadrado

Optimizada

	Fresas de ranurado para fresado de aluminio				
TSYC	2P170-NA	2P232-NA	2S220-NC	2S221-NG	2P230-NA
Página	J347	J348	J349	J350	J351
Material	Principal/Secundaria N	Principal/Secundaria N	Principal/Secundaria N	Principal/Secundaria N	Principal/Secundaria N
Operaciones principales					
D_c mm D_c pulgadas	2.00 – 20.00 .079 – .787	2.00 – 20.00 .079 – .787	3.00 – 16.00 .118 – .630	3.00 – 20.00 .118 – .787	3.00 – 10.00 .118 – .394
APMX/DC	4.0 – 4.1xDC	1.7 – 3.0xDC	1.5xDC	1.3 – 1.6xDC	1.7 – 2.3xDC
Geometría frontal					
FHA	25°	30°	30°	30°	30°
ZEFP	2	2	2	2	1
RE mm RE pulg.	0.15 .006	0.15 .006	0.20 - 2.00 .008 - .079	0.20 - 2.50 .008 - .098	- -
CHW mm CHW pulg.	- -	- -	- -	- -	0.00 - 0.10 .000 - .004
Mango	Cilíndrico	Cilíndrico	Cilíndrica con cuello	Subdimensionado	Cilíndrico
BSG	Coromant	Coromant	Coromant	Coromant	DIN 6527 L
Calidad	H10F	H10F	H10F	H10F	H10F
Refrigeración interior	✖	✖	✖	✖	✖
Otras operaciones	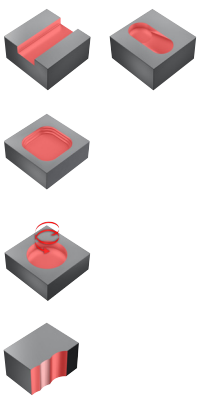	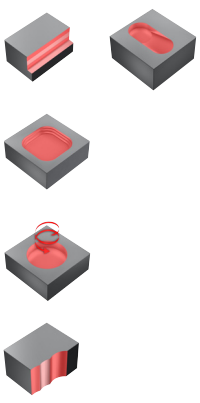	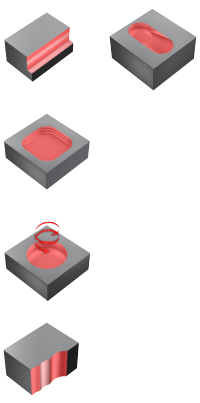	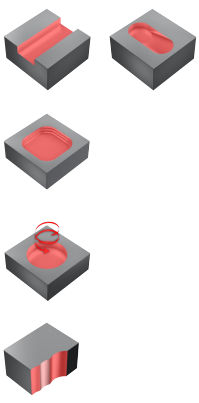	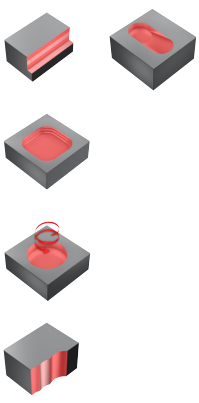

Escuadrado

Optimizada

	Fresas de ranurado para fresado de aluminio				
TSYC	2P231-NA	2P210-NC			
Página	J352	J353			
Material	Principal/Secundaria N	Principal/Secundaria N O			
Operaciones principales					
D_c mm D_c pulgadas	3.00 – 10.00 .118 – .394	1.00 – 16.00 .039 – .630			
APMX/DC	1.7 – 2.3xDC	1.0xDC			
Geometría frontal					
FHA	30°	30°			
ZEFP	1	2-4			
RE mm RE pulg.	- -	- -			
CHW mm CHW pulg.	0.00 - 0.10 .000 - .004	0.00 - 0.15 .000 - .006			
Mango	Cilíndrico	Cilíndrica con cuello			
BSG	DIN 6527 L	Coromant			
Calidad	1630	N20C			
Refrigeración interior	✖	✖			
Otras operaciones					

Escuadrado

Optimizada

	Fresas de ranurado para desbaste a semiacabado de acero templado				
TSYC	R216.22..AI..G	R216.24..AI..G	R216.2x..AJ..G	RA216.2x..AK..G	R216.2x..AP..G
Página	J354	J355	J356	J357	J358
Material	Principal/Secundaria H P	Principal/Secundaria H P	Principal/Secundaria H P	Principal/Secundaria H P	Principal/Secundaria H P
Operaciones principales					
D_c mm D_c pulgadas	2.00 – 12.00 .079 – .472	6.00 – 16.00 .236 – .630	2.00 – 12.00 .079 – .472	3.18 – 12.70 .125 – .500	3.00 – 16.00 .118 – .630
APMX/DC	1.0xDC	1.0xDC	1.0xDC	1.0xDC	1.0xDC
Geometría frontal					
FHA	30°	30°	30°	30°	30°
ZEFP	2	4	2-4	4	2-4
RE mm RE pulg.	0.20 - 1.50 .008 - .059	1.00 - 2.00 .039 - .079	0.20 - 2.00 .008 - .079	0.79 - 3.18 .031 - .125	0.50 - 3.00 .020 - .118
CHW mm CHW pulg.	- -	- -	- -	- -	- -
Mango	Cilíndrica con cuello	Cilíndrica con cuello	Cilíndrica con cuello	Cilíndrica con cuello	Cilíndrico
BSG	Coromant	Coromant	Coromant	Coromant	Coromant
Calidad	1610	1610	1610	1610	1610
Refrigeración interior	✖	✖	✖	✖	✖
Otras operaciones	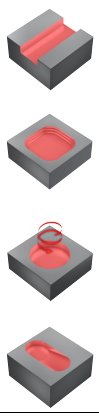	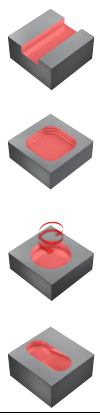	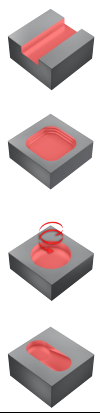	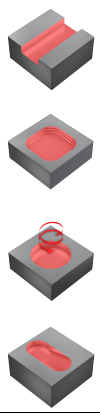	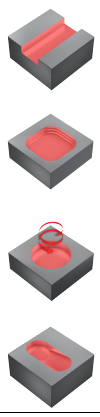

Escuadrado

Optimizada

	Fresas de ranurar para fresado de composites				
TSYC	2P460-NA	2P460-NA (INCH)	2N012-COA	2N012-COA (INCH)	
Página	J359	J359	J360	J360	
Material	Principal/Secundaria O N	Principal/Secundaria O N	Principal/Secundaria O N	Principal/Secundaria O N	
Operaciones principales					
D_c mm D_c pulgadas	6.00 – 16.00 .236 – .630	6.35 – 15.88 .250-.625	6.00 – 16.00 .236 – .630	6.35 – 15.88 .250-.625	
APMX/DC	2.4 – 4.3xDC	2.4 – 4.0xDC	0.6 – 1.0xDC	0.6 – 1.0xDC	
Geometría frontal					
FHA	30°	30°	3° - 5°	3° - 5°	
ZEFP	6	6	2	2	
RE mm RE pulg.	- -	- -	0.20 .008	0.20 .008	
CHW mm CHW pulg.	- -	- -	- -	- -	
Mango	Cilíndrico	Cilíndrico	Cilíndrico	Cilíndrico	
BSG	Coromant	Coromant	Coromant	Coromant	
Calidad	1630	1630	CD15	CD15	
Refrigeración interior	✗	✗	✓	✓	
Otras operaciones					

Escuadrado

Optimizada

	Fresas de ranurar con perfil rompevirutas				
TSYC	R216.3x..30-BS..K	R216.3x..40-BC..K	R216.3xC..40-DS..K	R216.3xC..40-DC..K	R216.3x..CC/K..K
Página	J361	J362	J363	J364	J365
Material	Principal/Secundaria P M K	Principal/Secundaria P M K	Principal/Secundaria M K P S	Principal/Secundaria M K P S	Principal/Secundaria P M K S
Operaciones principales					
D_c mm D_c pulgadas	6.00 – 20.00 .236 – .787	6.00 – 20.00 .236 – .787	6.00 – 20.00 .236 – .787	6.00 – 20.00 .236 – .787	16.00 – 25.00 .630 – .984
APMX/DC	1.0 – 1.2xDC	1.8 – 2.4xDC	1.0 – 1.2xDC	1.8 – 2.4xDC	1.8 – 2.0xDC
Geometría frontal					
FHA	30°	40°	40°	40°	45°
ZEFP	3	4	4	4	6-8
RE mm RE pulg.	0.35 - 0.40 .014 - .016	0.35 - 0.40 .014 - .016	0.35 - 0.40 .014 - .016	0.35 - 0.40 .014 - .016	4.00 .157
CHW mm CHW pulg.	- -	- -	- -	- -	- -
Mango	Weldon	Weldon	Weldon	Weldon	Cilíndrica con cuello
BSG	DIN 6527 K	DIN 6527 L	DIN 6527 K	DIN 6527 L	Coromant/DIN 6527 L
Calidad	1640	1640	1640	1640	1640
Refrigeración interior	✗	✗	✓	✓	✗
Otras operaciones	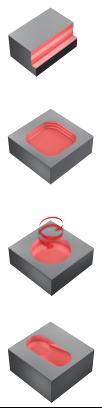	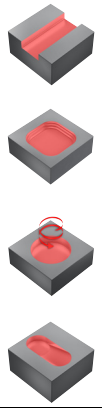	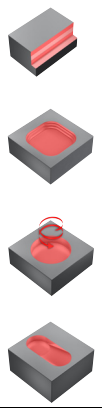	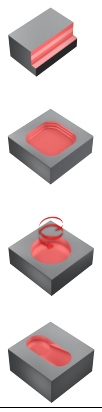	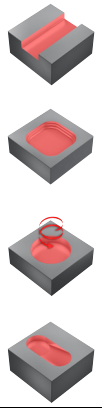

Escuadrado

Optimizada

	Fresas de ranurar con perfil rompevirutas				
TSYC	R216.3x..YC..K	R216.3x..45-BC..K	R216.3x..30-BC..B	R216.3x..40-AC..U	R216.3x..40-AJ..U
Página	J366	J367	J368	J369	J370
Material	Principal/Secundaria P M K S	Principal/Secundaria P M K S	Principal/Secundaria S M	Principal/Secundaria N	Principal/Secundaria N
Operaciones principales					
D_c mm D_c pulgadas	16.00 – 25.00 .630 – .984	12.00 – 25.00 .472 – .984	6.00 – 25.00 .236 – .984	6.00 – 20.00 .236 – .787	6.00 – 25.00 .236 – .984
APMX/DC	1.8 – 2.0xDC	1.8 – 2.2xDC	1.8 – 2.4xDC	1.8 – 2.4xDC	1.0 – 1.7xDC
Geometría frontal					
FHA	45°	45°	30°	40°	40°
ZEFP	6-8	5-8	4-5	3	3
RE mm RE pulg.	4.00 .157	0.40 .016	- -	- -	- -
CHW mm CHW pulg.	- -	- -	0.00 - 0.15 .000 - .006	- -	- -
Mango	iLock	Weldon	Weldon	Cilíndrico	Cilíndrica con cuello
BSG	Coromant/DIN 6527 L	DIN 6527 L	DIN 6527 L	DIN 6527 L	Coromant
Calidad	1640	1640	1620	H10F	H10F
Refrigeración interior	✖	✖	✖	✖	✖
Otras operaciones	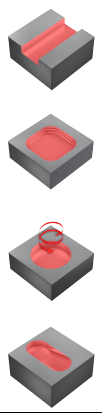	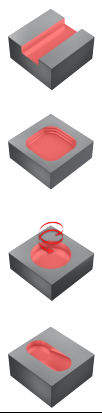	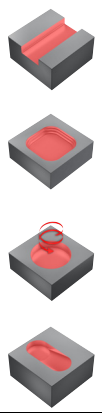	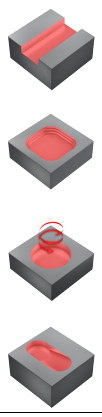	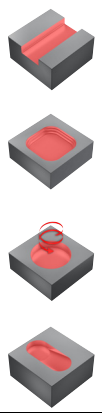

Escuadrado

Optimizada

	Fresas de ranurar para acabado a súper-acabado				
TSYC	R215.3x..50-AC..L	R216.3x..60-AC..L	RA215.2x..AK/L..L	R215.2x..AC..H	R215.3x..50AC..H
Página	J371	J372	J373	J374	J375
Material	Principal/Secundaria P K M S	Principal/Secundaria P K M S	Principal/Secundaria P K M S	Principal/Secundaria H P	Principal/Secundaria H P
Operaciones principales					
D_c mm D_c pulgadas	3.00 – 20.00 .118 – .787	6.00 – 20.00 .236 – .787	1.59 – 19.05 .063 – .750	3.00 – 20.00 .118 – .787	3.00 – 20.00 .118 – .787
APMX/DC	1.9 – 2.8xDC	1.8 – 2.4xDC	3.0 – 4.5xDC	1.9 – 2.8xDC	1.9 – 2.8xDC
Geometría frontal			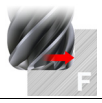	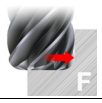	
FHA	50°	60°	50°	50°	50°
ZEFP	4-8	6	4-8	4-8	4-8
RE mm RE pulg.	- -	- -	0.38 - 3.18 .015 - .125	0.50 - 2.00 .020 - .079	- -
CHW mm CHW pulg.	0.10 - 0.15 .004 - .006	0.10 - 0.15 .004 - .006	- -	- -	0.10 - 0.15 .004 - .006
Mango	Cilíndrico	Cilíndrico	Cilíndrico	Cilíndrico	Cilíndrico
BSG	DIN 6527 L	DIN 6527 L	Coromant	DIN 6527 L	DIN 6527 L
Calidad	1620	1620	1620	1610	1610
Refrigeración interior	✖	✖	✖	✖	✖
Otras operaciones					

Escuadrado

Optimizada

	Fresas de ranurar para acabado a súper-acabado				
TSYC	RA215.2x..AK..H	R215.3x..30AC..H	RA215.3x..AK..H		
Página	J376	J377	J378		
Material	Principal/Secundaria H P	Principal/Secundaria H P	Principal/Secundaria H P		
Operaciones principales					
D_c mm D_c pulgadas	3.18 – 19.05 .125 – .750	5.00 – 20.00 .187 – .787	6.35 – 19.05 .250 – .750		
APMX/DC	2.0xDC	1.9 – 2.6xDC	2.0xDC		
Geometría frontal	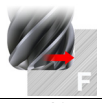				
FHA	50°	30°	30°		
ZEFP	4-8	6-16	6-16		
RE mm RE pulg.	0.40 - 1.59 .016 - .063	- -	- -		
CHW mm CHW pulg.	- -	- -	0.10 - 0.15 .004 - .006		
Mango	Cilíndrico	Cilíndrico	Cilíndrico		
BSG	Coromant	DIN 6527 L	Coromant		
Calidad	1610	1610	1610		
Refrigeración interior	✖	✖	✖		
Otras operaciones					

Escuadrado

Optimizada

	Micro-fresas de ranurado				
TSYC	2P211-PC	2P212-PC	R216.3x..30-AE..G	R216.3x..30-AI..G	R216.3x..30-AJ..G
Página	J379	J380	J381	J382	J383
Material	Principal/Secundaria P K M S H N	Principal/Secundaria P K M S H N	Principal/Secundaria P K M S H N	Principal/Secundaria P K M S H N	Principal/Secundaria P K M S H N
Operaciones principales					
D_c mm D_c pulgadas	0.40 – 1.00 .016 – .039	0.50 – 1.00 .020 – .039	0.40 – 1.00 .016 – .039	0.50 – 1.00 .020 –.039	0.50 – 1.00 .020 –.039
APMX/DC	1.0 x DC	1.0 x DC	1.0 x DC	1.0 x DC	1.0 x DC
Geometría frontal					
FHA	30°	30°	30°	30°	30°
ZEFP	2	2	2	2	2
RE mm RE pulg.	- -	- -	- -	- -	- -
CHW mm CHW pulg.	- -	- -	- -	- -	- -
Mango	Cilíndrica con cuello	Cilíndrica con cuello	Cilíndrica con cuello	Cilíndrica con cuello	Cilíndrica con cuello
BSG	Coromant	Coromant	Coromant	Coromant	Coromant
Calidad	1620	1620	1620	1620	1620
Refrigeración interior	✖	✖	✖	✖	✖
Otras operaciones	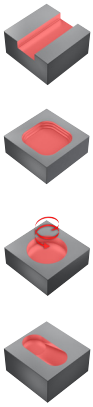	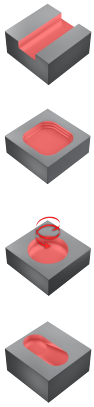	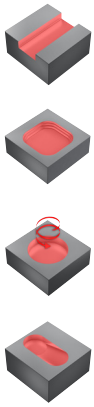	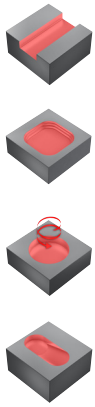	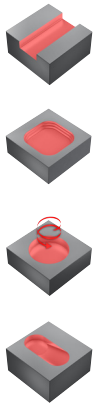

Escuadrado

Flexible

	Fresas de ranurado helicoidales de 30-35 grados universales				
TSYC	1P220-XA	1P220-XB	1P230-XA	1P230-XB	1P250-XA
Página	J384	J385	J386	J387	J388
Material	Principal/Secundaria P K M S N	Principal/Secundaria P K M S N	Principal/Secundaria P K M S N	Principal/Secundaria P K M S N	Principal/Secundaria P K M S N
Operaciones principales					
D_c mm D_c pulgadas	1.00 – 20.00 .039 – .787	1.80 – 20.00 .071 – .787	1.00 – 20.00 .039 – .787	2.00 – 20.00 .079 – .787	2.00 – 20.00 .079 – .787
APMX/DC	1.0 – 3.0xDC	1.0 – 1.7xDC	1.4 – 4.0xDC	1.4 – 3.0xDC	1.8 – 4.8xDC
Geometría frontal					
FHA	30°	30°	30°	30°	30°
ZEFP	2	2	2	2	2
RE mm RE pulg.	- -	- -	- -	- -	- -
CHW mm CHW pulg.	0.00 - 0.30 .000 - .012	0.00 - 0.30 .000 - .012	0.00 - 0.30 .000 - .012	0.00 - 0.30 .000 - .012	0.00 - 0.30 .000 - .012
Mango	Cilíndrico	Weldon	Cilíndrico	Weldon	Cilíndrico
BSG	DIN 6527 K	DIN 6527 K	DIN 6527 L	DIN 6527 L	Coromant
Calidad	1630	1630	1630	1630	1630
Refrigeración interior	✖	✖	✖	✖	✖
Otras operaciones	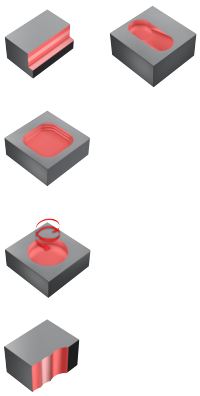	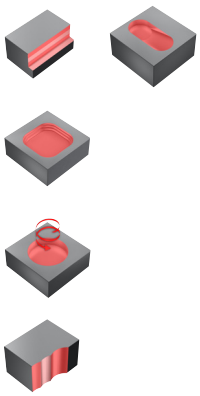	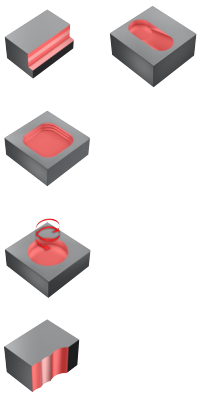	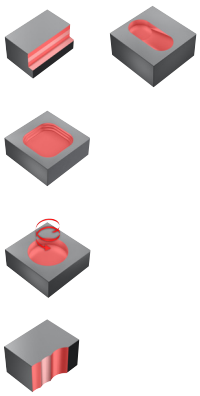	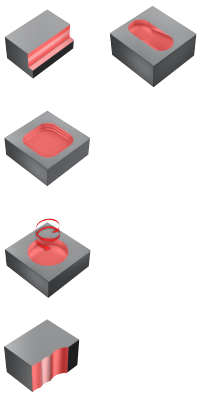

Escuadrado

Flexible

	Fresas de ranurado helicoidales de 30-35 grados universales				
TSYC	1P250-XB	1P221-XA	1P221-XB	1P231-XA	1P231-XB
Página	J389	J390	J391	J392	J393
Material	Principal/Secundaria P K M S N	Principal/Secundaria P K M S N	Principal/Secundaria P K M S N	Principal/Secundaria P K M S N	Principal/Secundaria P K M S N
Operaciones principales					
D_c mm D_c pulgadas	2.00 – 20.00 .079 – .787	1.00 – 20.00 .039 – .787	1.80 – 20.00 .071 – .787	1.00 – 20.00 .039 – .787	2.00 – 20.00 .079 – .787
APMX/DC	1.8 – 4.8xDC	1.0 – 3.0xDC	1.0 – 1.7xDC	1.4 – 4.0xDC	1.4 – 3.0xDC
Geometría frontal					
FHA	30°	30°	30°	30°	30°
ZEFP	2	3	3	3	3
RE mm RE pulg.	- -	- -	- -	- -	- -
CHW mm CHW pulg.	0.00 - 0.30 .000 - .012	0.00 - 0.30 .000 - .012	0.00 - 0.30 .000 - .012	0.00 - 0.30 .000 - .012	0.00 - 0.30 .000 - .012
Mango	Weldon	Cilíndrico	Weldon	Cilíndrico	Weldon
BSG	Coromant	DIN 6527 K	DIN 6527 K	DIN 6527 L	DIN 6527 L
Calidad	1630	1630	1630	1630	1630
Refrigeración interior	✖	✖	✖	✖	✖
Otras operaciones	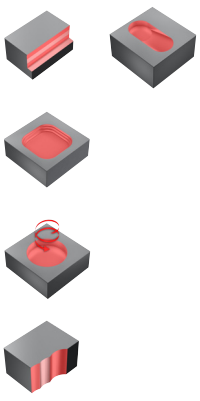	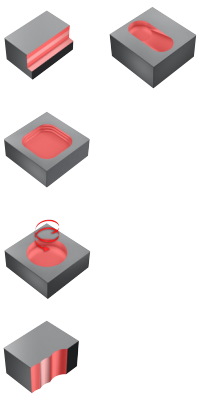	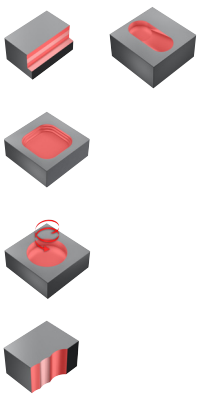	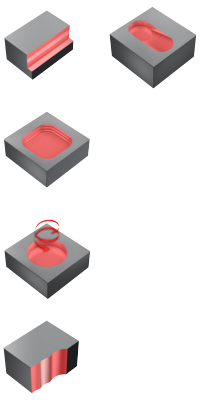	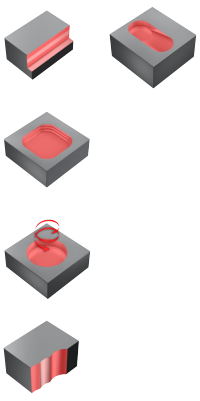

SANDVIK Coromant

Escuadrado

Flexible

	Fresas de ranurado helicoidales de 30-35 grados universales				
TSYC	1P251-XA	1P251-XB	1P260-XA	1P260-XB	1P222-XA
Página	J394	J395	J396	J397	J398
Material	Principal/Secundaria P K M S N	Principal/Secundaria P K M S N	Principal/Secundaria P K M S N	Principal/Secundaria P K M S N	Principal/Secundaria P K M S N
Operaciones principales					
D_c mm D_c pulgadas	2.00 – 20.00 .079 – .787	2.00 – 20.00 .079 – .787	1.00 – 20.00 .039 – .787	5.00 – 20.00 .197 – .787	2.00 – 25.00 .079 – .984
APMX/DC	1.8 – 4.8xDC	1.8 – 4.8xDC	2.5 – 4.0xDC	2.5 – 3.7xDC	1.3 – 2.0xDC
Geometría frontal					
FHA	30°	30°	30°	30°	35°
ZEFP	3	3	3	3	4
RE mm RE pulg.	- -	- -	- -	- -	- -
CHW mm CHW pulg.	0.00 - 0.30 .000 - .012	0.00 - 0.30 .000 - .012	0.00 - 0.15 .000 - .006	0.00 - 0.15 .000 - .006	0.00 - 0.30 .000 - .012
Mango	Cilíndrico	Weldon	Cilíndrico	Weldon	Cilíndrico
BSG	Coromant	Coromant	Coromant	Coromant	DIN 6527 K
Calidad	1630	1630	1620	1620	1630
Refrigeración interior	✖	✖	✖	✖	✖
Otras operaciones					

Escuadrado

Flexible

	Fresas de ranurado helicoidales de 30-35 grados universales				
TSYC	1P222-XB	1P240-XA	1P240-XB		
Página	J399	J400	J401		
Material	Principal/Secundaria P K M S N	Principal/Secundaria P K M S N	Principal/Secundaria P K M S N		
Operaciones principales					
D_c mm D_c pulgadas	2.00 – 25.00 .079 – .984	2.00 – 25.00 .079 – .984	2.00 – 25.00 .079 – .984		
APMX/DC	1.3 – 2.0 x DC	1.8 – 3.5 x DC	1.8 – 3.5 x DC		
Geometría frontal					
FHA	35°	35°	35°		
ZEFP	4	4	4		
RE mm RE pulg.	- -	- -	- -		
CHW mm CHW pulg.	0.00 - 0.30 .000 - .012	0.00 - 0.30 .000 - .012	0.00 - 0.30 .000 - .012		
Mango	Weldon	Cilíndrico	Weldon		
BSG	DIN 6527 K	DIN 6527 L	DIN 6527 L		
Calidad	1630	1630	1630		
Refrigeración interior	✖	✖	✖		
Otras operaciones	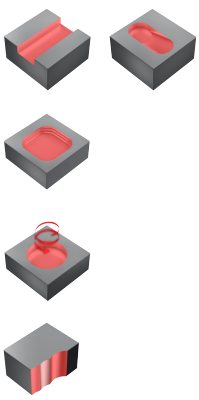	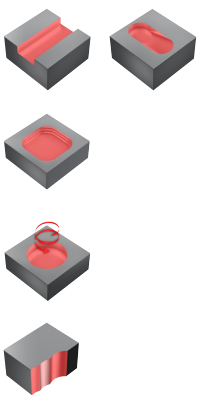	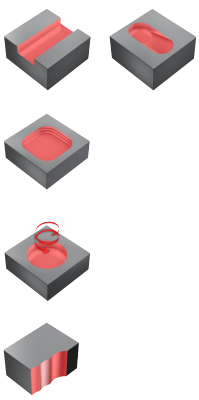		

SANDVIK Coromant

Escuadrado

Flexible

	Fresas de ranurar helicoidales de 45 grados universales				
TSYC	1P330-XA	1P330-XB	1P341-XA	1P341-XB	1P360-XA
Página	J402	J403	J404	J405	J406
Material	Principal/Secundaria P K M S N	Principal/Secundaria P K M S N	Principal/Secundaria P K M S	Principal/Secundaria P K M S	Principal/Secundaria P K M S
Operaciones principales					
D_c mm D_c pulgadas	2.00 – 20.00 .079 – .787	2.00 – 20.00 .079 – .787	2.00 – 20.00 .079 – .787	6.00 – 20.00 .236 – .787	6.00 – 25.00 .236 – .984
APMX/DC	1.4 – 3.0 x DC	1.4 – 3.0 x DC	1.8 – 3.5 x DC	1.9 – 2.4 x DC	2.8 – 3.7 x DC
Geometría frontal					
FHA	45°	45°	45°	45°	45°
ZEFP	3	3	4-5	4-5	4-8
RE mm RE pulg.	- -	- -	- -	- -	- -
CHW mm CHW pulg.	0.00 - 0.15 .000 - .006	0.00 - 0.15 .000 - .006	0.00 - 0.15 .000 - .006	0.10 - 0.15 .004 - .006	0.10 - 0.15 .004 - .006
Mango	Cilíndrico	Weldon	Cilíndrico	Weldon	Cilíndrico
BSG	DIN 6527 L	DIN 6527 L	DIN 6527 L	DIN 6527 L	Coromant
Calidad	1620	1620	1620, 1630	1630	1620
Refrigeración interior	✖	✖	✖	✖	✖
Otras operaciones		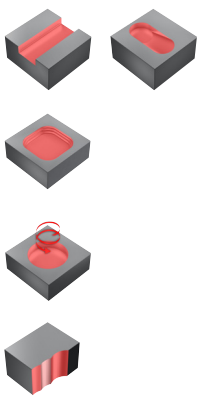	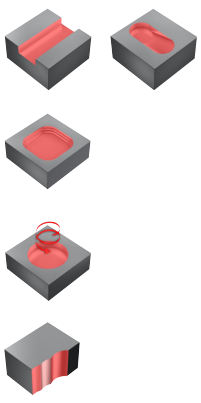	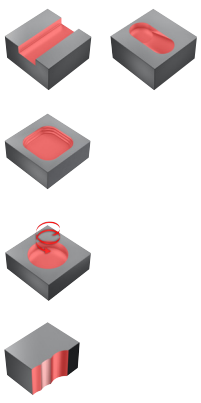	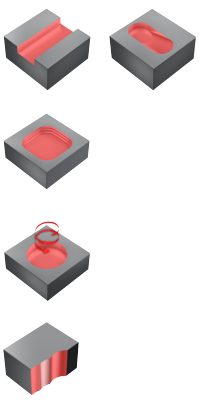

Escuadrado

Flexible

	Fresas de ranurar con perfil rompevirutas				
TSYC	1P340-XB				
Página	J407				
Material	Principal/Secundaria P K M S				
Operaciones principales					
D_c mm D_c pulgadas	6.00 – 20.00 .236 – .787				
APMX/DC	1.8 – 2.4 x DC				
Geometría frontal					
FHA	≈ 37°				
ZEFP	4				
RE mm RE pulg.	- -				
CHW mm CHW pulg.	0.35 - 0.63 .014 - .025				
Mango	Weldon				
BSG	DIN 6527 L				
Calidad	1640				
Refrigeración interior	✖				
Otras operaciones	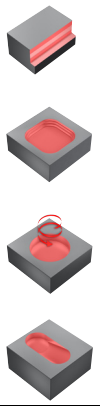				

Escuadrado

CoroMill® 316

	Fresas de ranurar universales para estabilidad y espacio para virutas				
TSYC	316..SM..P	A316..SM..P	316..SM..C..P	A316..SM..C..P	
Página	J408	J409	J410	J411	
Material	Principal/Secundaria P S M K	Principal/Secundaria P S M K	Principal/Secundaria M P S K	Principal/Secundaria M P S K	
Operaciones principales					
D_c mm D_c pulgadas	10.00 – 25.00 .394 – .984	9.53 – 25.4 .375 – 1.000	10.00 – 25.00 .394 – .984	9.53 – 25.4 .375 – 1.000	
APMX/DC	0.52 – 0.55 x DC	0.54 – 0.56 x DC	0.52 – 0.55 x DC	0.52 – 0.55 x DC	
Geometría frontal					
FHA	50°	50°	50°	50°	
ZEFP	3-5	3-5	4-5	4-5	
RE mm RE pulg.	0.50 - 4.00 .020 - .157	0.38 - 6.35 .015 - .250	0.50 - 4.00 .020 - .157	0.38 - 6.35 .015 - .250	
CHW mm CHW pulg.	- -	- -	- -	- -	
Mango	EH	EH	EH	EH	
BSG	Coromant	Coromant	Coromant	Coromant	
Calidad	1030	1030	1030	1030	
Refrigeración interior	✗	✗	✓	✓	
Otras operaciones		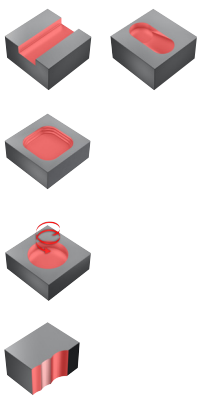	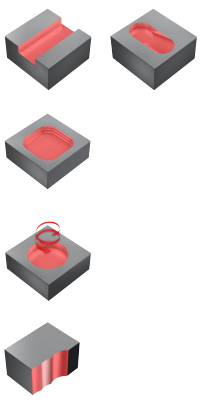	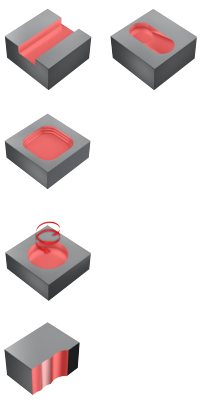	

Escuadrado

CoroMill® 316

	Fresas de ranurado para cargas de viruta altas		Fresas de ranurado para fresado de aluminio		
TSYC	316..SM2..P	A316..SM2..P	316..SM..A		
Página	J412	J413	J414		
Material	Principal/Secundaria P K M S	Principal/Secundaria P K M S	Principal/Secundaria N		
Operaciones principales					
D_c mm D_c pulgadas	10.00 – 16.00 .394 – .630	9.53 – 15.88 .375 – .625	10.00 – 25.00 .394 – .984		
APMX/DC	0.80 – 0.83 x DC	0.82 – 0.84 x DC	0.52 – 0.55 x DC		
Geometría frontal					
FHA	10°	10°	45°		
ZEFP	2	2	3		
RE mm RE pulg.	0.50 - 4.00 .020 - .157	0.38 - 1.58 .015 - .062	1.00 - 4.00 .039 - .157		
CHW mm CHW pulg.	- -	- -	0.10 - 0.15 .004 - .006		
Mango	EH	EH	EH		
BSG	Coromant	Coromant	Coromant		
Calidad	1030	1030	H10F		
Refrigeración interior	✖	✖	✖		
Otras operaciones			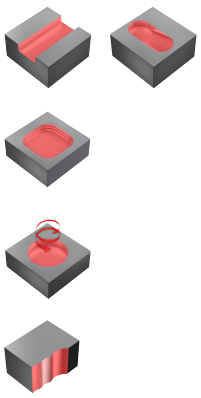		

SANDVIK Coromant

Escuadrado

CoroMill® 316

	Fresas de ranurar con perfil rompevirutas		Fresas de ranurar para acabado a súper-acabado		
TSYC	316..SM..K	A316..SM..K	316..FM..L	A316..FM..L	
Página	J416	J416	J417	J419	
Material	Principal/Secundaria P K M S	Principal/Secundaria P K M S	Principal/Secundaria P K M S	Principal/Secundaria P K M S	
Operaciones principales					
D_c mm D_c pulgadas	10.00 – 25.00 .394 – .984	9.53 – 25.4 .375 – 1.000	10.00 – 25.00 .394 – .984	9.53 – 25.4 .375 – 1.000	
APMX/DC	0.52 – 0.55 x DC	0.54 – 0.56 x DC	0.52 – 0.55 x DC	0.54 – 0.56 x DC	
Geometría frontal			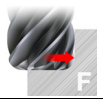	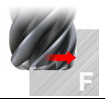	
FHA	40° - 45°	40° - 45°	50°	50°	
ZEFP	4-8	4-8	6-8	6-12	
RE mm RE pulg.	0.40 .016	0.38 - 1.58 .015 - .062	1.00 - 1.50 .039 - .059	0.38 - 6.35 .015 - .250	
CHW mm CHW pulg.	- -	- -	0.10 - 0.15 .004 - .006	- -	
Mango	EH	EH	EH	EH	
BSG	Coromant	Coromant	Coromant	Coromant	
Calidad	1030	1030	1030	1030	
Refrigeración interior	✖	✖	✖	✖	
Otras operaciones	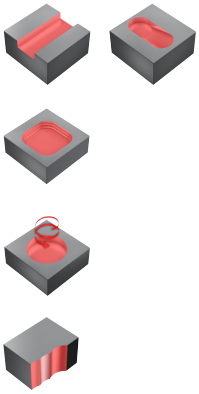	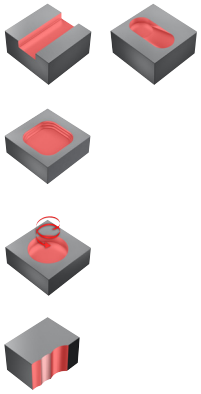			

Fresado de perfiles

Optimizada

	Micro-fresas de ranurado				
TSYC	R216.42..30-..C..G	R216.4x..30-AE..G	R216.4x..30-AJ..G	R216.4x..30-AO..G	
Página	J420	J422	J423	J424	
Material	Principal/Secundaria H	Principal/Secundaria P K M S H N	Principal/Secundaria P K M S H N	Principal/Secundaria P K M S H N	
Operaciones principales					
D_c mm D_c pulgadas	0.10 – 2.50 .004 – .098	0.40 – 1.00 0.016 – 0.039	0.50 – 1.00 0.020 – 0.039	0.50 – 1.00 0.020 – 0.039	
APMX/DC	0.6 - 0.9xDC	1.0 x DC	1.0 x DC	1.0 x DC	
Geometría frontal					
FHA	30°	30°	30°	30°	
ZEFP	2	2	2	2	
Mango	Cilíndrica con cuello	Cilíndrica con cuello	Cilíndrica con cuello	Cilíndrica con cuello	
BSG	Coromant	Coromant	Coromant	Coromant	
Calidad	1700	1620	1620	1620	
Refrigeración interior	✗	✗	✗	✗	
Otras operaciones					

Fresado de perfiles

Optimizada

	Fresas de ranurar para fresado de perfiles				
TSYC	2B330-NC	R216.4x..30-AK..A	2B320-NG	2B230-NA	R216.4x..30-AC..G
Página	J425	J426	J427	J428	J429
Material	Principal/Secundaria N	Principal/Secundaria N	Principal/Secundaria N	Principal/Secundaria N O	Principal/Secundaria H P
Operaciones principales					
D_c mm D_c pulgadas	3.00 – 16.00 .118 – .630	2.00 – 16.00 .079 – .630	3.00 – 20.00 .118 – .787	1.00 – 12.00 .039 – .472	1.00 – 12.00 .039 – .472
APMX/DC	1.7 – 2.0 x DC	1.6 – 3.0 x DC	1.3 – 1.6 x DC	1.7 – 3.0 x DC	1.2 – 2.0 x DC
Geometría frontal					
FHA	40°	30°	40°	30°	30°
ZEFP	2	2	2	2	2
Mango	Cilíndrica con cuello	Cilíndrico	Subdimensionado	Cilíndrico	Cilíndrico
BSG	Coromant	Coromant	Coromant	Coromant	Coromant
Calidad	H10F	H10F	H10F	N20C	1610
Refrigeración interior	✗	✗	✗	✗	✗
Otras operaciones					

Fresado de perfiles

Optimizada

	Fresas de ranurar para fresado de perfiles				
TSYC	R216.4x..30-AK..G	RA216.4x..AK..G	R216.4x..30-AP..G	RA216.4x..AL..G	R216.44..30-AI..G
Página	J430	J431	J432	J433	J434
Material	Principal/Secundaria P M H S K	Principal/Secundaria H P	Principal/Secundaria P M H S K	Principal/Secundaria P M H S K	Principal/Secundaria H P
Operaciones principales					
D_c mm D_c pulgadas	1.00 – 16.00 .039 – .630	1.59 – 12.70 .063 – .500	1.00 – 12.00 .039 – .472	1.59 – 12.70 .063 – .500	6.00 – 16.00 .236 – .630
APMX/DC	1.2 – 2.0 x DC	2.0 x DC	1.0 x DC	1.0 x DC	1.0 x DC
Geometría frontal					
FHA	30°	30°	30°	30°	30°
ZEFP	2	2	2	2	4
Mango	Cilíndrico	Cilíndrico	Cilíndrico	Cilíndrico	Cilíndrica con cuello
BSG	Coromant	Coromant	Coromant	Coromant	Coromant
Calidad	1610, 1620	1610	1610, 1620	1620	1610
Refrigeración interior	✖	✖	✖	✖	✖
Otras operaciones					

Fresado de perfiles

Optimizada

	Fresas de ranurar para fresado de perfiles			Fresas de ranurar para fresado de perfiles – diseño cónico	
TSYC	R216.42..30-AS/C..G	R216.42..30-AI..G	R216.4x..30-AQ..G	R216.52/3..AL..G	R216.54..AL..G
Página	J435	J436	J437	J438	J439
Material	Principal/Secundaria H	Principal/Secundaria P M H S K	Principal/Secundaria P M H S K	Principal/Secundaria P S M K H N	Principal/Secundaria P S M K H N
Operaciones principales					
D_c mm D_c pulgadas	3.00 – 12.00 .118 – .472	1.00 – 12.00 .039 – .472	3.00 – 12.00 .118 – .472	3.8 .150	- -
DCX mm DCX pulg.	- -	- -	- -	17.5 .689	20.0 .787
APMX/DC	1.5 – 1.7 x DC	1.0 x DC	1.5 – 1.7 x DC	1.4 – 10 x DC	3.0 - 7.0 x DC
Geometría frontal					
FHA	30°	30°	30°	40°	40°
ZEFP	2	2	2	2-3	4
Mango	Cilíndrico	Cilíndrico	Cilíndrico	Cilíndrico	Cilíndrico
BSG	Coromant	Coromant	Coromant	Coromant	Coromant
Calidad	1700	1610, 1620	P10	1620, 1630	1620
Refrigeración interior	✗	✗	✗	✗	✗
Otras operaciones					

Fresado de perfiles

Optimizada

	Fresas de ranurar para fresado de perfiles – diseño esférico				
TSYC	R216.62..30-AO..G	R216.64..30-AO..G	RA216.6x..AK..G		
Página	J440	J441	J442		
Material	Principal/Secundaria H P	Principal/Secundaria H P	Principal/Secundaria H P		
Operaciones principales					
D_c mm D_c pulgadas	1.00 – 16.00 .039 – .630	5.00 – 16.00 .197 – .630	1.59 – 12.70 .063 – .500		
APMX/DC	0.9 – 2.0 x DC	0.9 – 1.4 x DC	1.0 – 1.4 x DC		
Geometría frontal					
FHA	30°	30°	30°		
ZEFP	2	4	2		
Mango	Cilíndrico	Cilíndrico	Cilíndrico		
BSG	Coromant	Coromant	Coromant		
Calidad	1610	1610	1610		
Refrigeración interior	✖	✖	✖		
Otras operaciones					

Fresado de perfiles

Flexible

	Fresas de ranurar para fresado de perfiles				
TSYC	1B230-XA	1B231-XA (INCH)	1B232-XA (INCH)	1B240-XA	1B240-XA (INCH)
Página	J443	J444	J445	J446	J446
Material	Principal/Secundaria P K M S N	Principal/Secundaria P K M S N	Principal/Secundaria P K M S N	Principal/Secundaria P K M S N	Principal/Secundaria P K M S N
Operaciones principales					
D_c mm D_c pulgadas	1.00 – 20.00 .039 – .787	1.59 – 12.70 .063 – .500	1.59 – 12.70 .063 – .500	3.00 - 20.00 .118 - .787	1.59 - 12.70 .063 - .500
APMX/DC	1.4 - 3.0xDC	2.0 x DC	2.0 x DC	1.9 – 2.8xDC	2.0xDC
Geometría frontal					
FHA	30°	30°	30°	30°	30°
ZEFP	2	2	2	4	4
Mango	Cilíndrico	Cilíndrico	Cilíndrico	Cilíndrico	Cilíndrico
BSG	Coromant	Coromant	Coromant	Coromant	Coromant
Calidad	1630	1620	1620	1630	1630
Refrigeración interior	✖	✖	✖	✖	✖
Otras operaciones					

Fresado de perfiles

CoroMill® 316

	Fresas de ranurar para fresado de perfiles				
TSYC	316..BM..G	A316..BM..G	316..BM2..G	A316..BM2..G	
Página	J447	J447	J448	J448	
Material	Principal/Secundaria P S M K	Principal/Secundaria P S M K	Principal/Secundaria P S M K N	Principal/Secundaria P S M K	
Operaciones principales					
D_c mm D_c pulgadas	10.00 – 25.00 .394 – .984	9.53 – 25.4 .375 – 1.000	10.00 – 16.00 .394 – .630	9.53 – 15.88 .375 – .625	
APMX/DC	0.53 – 0.55 x DC	0.54 – 0.56 x DC	0.80 – 0.83 x DC	0.82 – 0.84 x DC	
Geometría frontal					
FHA	40°	40°	10°	10°	
ZEFP	2-4	4	2	2	
Mango	EH	EH	EH	EH	
BSG	Coromant	Coromant	Coromant	Coromant	
Calidad	1030	1030	1030, H10F	1030	
Refrigeración interior	✗	✗	✗	✗	
Otras operaciones					

Fresado con avance elevado

Optimizada

	Fresas de ranurar para planeado de gran avance				
TSYC	R215.Hx..AC..P	R215.Hx..AK..P	R215.Hx..AC..H		
Página	J449	J450	J451		
Material	Principal/Secundaria P S M K	Principal/Secundaria P S M K	Principal/Secundaria H P		
Operaciones principales					
D_c mm D_c pulgadas	4.00 – 20.00 .157 – .787	6.00 – 20.00 .236 – .787	4.00 – 20.00 .157 – .787		
APMX/DC	0.05 – 0.07 x DC	0.025 – 0.067 x DC	0.025 – 0.033 x DC		
Geometría frontal					
FHA	50°	50°	50°		
ZEFP	4	4	4		
RE mm RE pulg.	0.50 - 2.00 .020 - .079	0.50 - 2.00 .020 - .079	0.50 - 2.00 .020 - .079		
Mango	Cilíndrico	Cilíndrico	Cilíndrico		
BSG	Coromant	Coromant	DIN 6527 L		
Calidad	1620	1620	1610		
Refrigeración interior	✖	✖	✖		
Otras operaciones					

Fresado con avance elevado

CoroMill® 316

	Fresas de ranurar para planeado de gran avance				
TSYC	316..HM..P	A316..HM..P	316..HM..C..P	A316..HM..C..P	
Página	J452	J452	J453	J453	
Material	Principal/Secundaria P S M K	Principal/Secundaria P S M K	Principal/Secundaria M P S K	Principal/Secundaria M P S K	
Operaciones principales					
D_c mm D_c pulgadas	10.00 – 25.00 .394 – .984	9.53 – 19.05 .375 – .750	10.00 – 25.00 0.394 – 0.984	9.53 – 19.05 0.375 – 0.750	
APMX/DC	0.03 – 0.07 x DC	0.06 - 0.07xDC	0.06 – 0.07 x DC	0.06 – 0.07 x DC	
Geometría frontal					
FHA	50°	50°	50°	50°	
ZEFP	3-4	4	4-5	4	
RE mm RE pulg.	1.50 - 3.00 .059 - .118	1.52 - 2.03 .060 - .080	1.50 - 3.00 .059 - .118	1.52 - 2.03 .060 - .080	
Mango	EH	EH	EH	EH	
BSG	Coromant	Coromant	Coromant	Coromant	
Calidad	1030	1030	1030	1030	
Refrigeración interior	✗	✗	✓	✓	
Otras operaciones					

SANDVIK Coromant

Tornofresado

Optimizada

	Fresas de ranurado para torno-fresado				
TSYC	R216.Tx..AS..N				
Página	J454				
Material	Principal/Secundaria P K M S				
Operaciones principales					
D_c mm D_c pulgadas	6.00 – 12.00 .236 – .472				
APMX/DC	1.3 – 1.7 x DC				
Geometría frontal					
FHA	30°				
ZEFP	4				
RE mm RE pulg.	0.50 - 1.00 .020 - .039				
Mango	Cilíndrico				
BSG	DIN 6527 K				
Calidad	1620				
Refrigeración interior	✖				
Otras operaciones					

Fresado de chaflanes

Flexible

	Fresas de ranurar para fresado de chaflanes				
TSYC	1C050-XA	1C050-XB	1U000-XA		
Página	J455	J455	J457		
Material	Principal/Secundaria P K M S H N	Principal/Secundaria P K M S H N	Principal/Secundaria P K M S H N		
Operaciones principales					
D_c mm D_c pulgadas	1.00 – 3.00 .039 – .118	1.50 – 3.00 .039 – .118	4.00 – 8.00 .157 – .315		
DCX mm DCX pulg.	6.00 – 12.00 .236 – .472	10.00 – 12.00 .394 – .472	6.00 – 20.00 .236 – .787		
APMX/DC	0.4 – 0.7 x DC	0.4 – 0.7 x DC	0.1 – 0.8 x DC		
Geometría frontal					
FHA	0°	0°	0°		
ZEFP	4-6	4-6	3-4		
PRFRAD mm PRFRAD pulg.	- -	- -	0.50 - 6.00 .020 - .236		
KAPR	45°, 60°	45°, 60°			
Mango	Cilíndrico	Weldon	Cilíndrico		
BSG	Coromant	Coromant	Coromant		
Calidad	1620	1620	1620		
Refrigeración interior	✖	✖	✖		
Otras operaciones					

SANDVIK Coromant

Fresado de chaflanes

CoroMill® 316

	Fresas de ranurar para fresado de chaflanes				
TSYC	316..CM..G	A316..CM..G	316..CM2..G	A316..CM2..G	
Página	J458	J458	J459	J459	
Material	Principal/Secundaria P S M K	Principal/Secundaria P S M K	Principal/Secundaria P S M K	Principal/Secundaria P S M K	
Operaciones principales					
D_c mm D_c pulgadas	1.50 - 4.50 .059 - .177	3.00 - 7.00 .118 - .276	1.50 .059	1.50 .059	
DCX mm DCX pulg.	10.00 - 12.00 .394 - .630	9.53 - 15.88 .375 - .625	10.00 - 16.00 .394 - .630	9.53 - 15.88 .375 - .625	
APMX/DC	0.10 – 0.56 x DC	0.19 – 0.59 x DC	0.13 – 0.75 x DC	0.45 – 0.47 x DC	
Geometría frontal					
FHA	0°	0°	10°	10°	
ZEFP	4-8	4-8	2	2	
KAPR	15°, 30°, 45°, 60°	30°, 45°, 49°, 60°	15°, 30°, 45°, 60°	45°	
Mango	EH	EH	EH	EH	
BSG	Coromant	Coromant	Coromant	Coromant	
Calidad	1030	1030	1030	1030	
Refrigeración interior	✗	✗	✗	✗	
Otras operaciones					

Fresado de chaflanes

CoroMill® 316

	Fresas de ranurar para fresado de chaflanes				
TSYC	316..UM..G	A316..UM..G			
Página	J460	J460			
Material	Principal/Secundaria P K M S	Principal/Secundaria P K M S			
Operaciones principales					
D_c mm D_c pulgadas	4.00 - 8.00 .157 - .315	3.00 - 8.00 .118 - .315			
DCX mm DCX pulg.	10.00 - 25.00 .394 - .984	9.53 - 25.40 .375 - 1.000			
APMX/DC	0.15 – 0.38 x DC	0.16 – 0.42 x DC			
Geometría frontal					
FHA	0°	0°			
ZEFP	4	4			
PRFRAD mm PRFRAD pulg.	1.50 - 8.00 .059 - .315	1.57 - 7.95 .062 - .313			
Mango	EH	EH			
BSG	Coromant	Coromant			
Calidad	1030	1030			
Refrigeración interior	✗	✗			
Otras operaciones					

Fresado de chaflanes

CoroMill® 326

	Fresas de ranurar para fresado de chaflanes				
					
TSYC	326-CH	A326-CH			
Página	J456	J456			
Material	Principal/Secundaria P M K N S	Principal/Secundaria P M K N S			
Operaciones principales					
D_c mm D_c pulgadas	4.60 - 5.50	.181 - .217			
DCX mm DCX pulg.	5.80 - 7.80	.228 - .307			
APMX mm APMX pulg.	0.60 - 1.20	.024 - .047			
FHA	0°	0°			
ZEFP	3	3			
Mango	Weldon	Weldon			
BSG	Coromant	Coromant			
Calidad	1025	1025			
Refrigeración interior	✖	✖			
Otras operaciones					

Fresado de roscas

					
TSYC	R217.1xC..AC/K..N	R217.1xC..CC..K	R217.1x..AC..M	R217.1x..AC..N	R217.1x..AC..P
Página	J461	J462	J463	J464	J465
Material	Principal/Secundaria P M K N S	Principal/Secundaria P M K N S O	Principal/Secundaria P H	Principal/Secundaria P M K N S	Principal/Secundaria P M K N H
Operaciones principales					
D_c mm D_c pulgadas	3.20 - 19.00 .126 - .748	2.30 - 13.60 .091 - .535	4.50 - 12.00 .177 - .472	4.80 - 25.00 .189 - .984	
Profundidad	2xD	2xD	2xD	2xD	2xD/3xD
FHA	10°	10°	10°	10°	15°
ZEFP	3 - 5	3 - 4	4 - 6	3 - 6	3 - 5
Mango	Cilíndrico	Cilíndrico	Cilíndrico	Cilíndrico	Cilíndrico
BSG	Coromant	Coromant	Coromant	Coromant	Coromant
Calidad	1630	1630	1620	1630	1620
Refrigeración interior	✔	✔	✖	✖	✖
Otras operaciones					

Fresado de roscas

					
TSYC	R217.1x..AC..S	R217.3xC..AC..M	R217.3xC..AC..M(UNF)	R217.5x..AC..N	R217.3x..AC..P
Página	J466	J467	J468	J470	J469
Material	Principal/Secundaria P S H O	Principal/Secundaria P M K N S	Principal/Secundaria P M K N S	Principal/Secundaria P M K N S	Principal/Secundaria P O M K N S
Operaciones principales					
D_c mm D_c pulgadas		4.80 - 14.00 .189 - .551	4.80 - 14.00 .189 - .551		
Profundidad	2xD	2xD	2xD	2xD	3xD
FHA	15°	10°	10°	10°	15°
ZEFP	3 - 4	3 - 5	4 - 6	3 - 5	3
Mango	Cilíndrico	Cilíndrico	Cilíndrico	Cilíndrico	Cilíndrico
BSG	Coromant	Coromant	Coromant	Coromant	Coromant
Calidad	1610	1630	1630	1630	1620
Refrigeración interior	✗	✓	✓	✗	✗
Otras operaciones					

Fresado de roscas

					
TSYC	R217.7x..AC..N	R217.9x..BC..N			
Página	J470	J471			
Material	Principal/Secundaria P M K N S	Principal/Secundaria P M K N S H			
Operaciones principales					
D_c mm D_c pulgadas		6.00 - 25.00 .236 - .984			
Profundidad	2xD	2xD			
FHA	10°	10°			
ZEFP	3 - 5	3 - 5			
Mango	Cilíndrico	Weldon			
BSG	Coromant	Coromant			
Calidad	1630	1630			
Refrigeración interior	✗	✓			
Otras operaciones					

Fresado de roscas

CoroMill® 326

	Fresas de ranurar para fresado de roscas				
					
TSYC	326..VM-TH	A326..VM-TH			
Página	J472	J472			
Material	Principal/Secundaria P M K N S	Principal/Secundaria P M K N S			
Operaciones principales					
D_c mm D_c pulgadas	5.80 - 7.80	.228 - .307			
APMX mm APMX pulg.	1.94 - 2.62	.076 - .103			
FHA	0°	0°			
ZEFP	3	3			
Mango	Weldon	Weldon			
BSG	Coromant	Coromant			
Calidad	1025	1025			
Refrigeración interior	✖	✖			
Otras operaciones					

Fresa de metal duro integral CoroMill® Plura para planeado en escuadra

Recta, corte central. Dureza ≤ 48HRc

Fresas de ranurar para fresado lateral de gran avance

	2P340-PA
CNSC	0
FHA	37°
BSG	COROMANT
TCDCON	h6

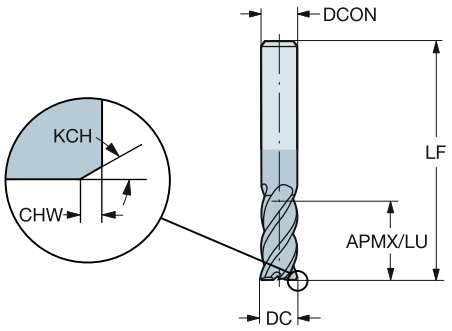

Versión métrica

DC	CZC_{MS}	APMX	CHW	KCH	LU	ZEFP	Código de pedido	P 1630	K 1630	Dimensiones, mm DCON	RMPX	LF
2.00	6.0	7.00	0.15	45°	7.00	4	2P340-0200-PA	☆	☆	6.00	5°	57.00
2.50	6.0	8.00	0.15	45°	8.00	4	2P340-0250-PA	☆	☆	6.00	5°	57.00
3.00	6.0	8.00	0.15	45°	8.00	4	2P340-0300-PA	☆	☆	6.00	5°	57.00
3.50	6.0	10.00	0.13	45°	10.00	4	2P340-0350-PA	☆	☆	6.00	5°	57.00
4.00	6.0	11.00	0.13	45°	11.00	4	2P340-0400-PA	☆	☆	6.00	5°	57.00
5.00	6.0	13.00	0.13	45°	13.00	4	2P340-0500-PA	☆	☆	6.00	5°	57.00
6.00	6.0	13.00	0.15	45°	13.00	4	2P340-0600-PA	☆	☆	6.00	5°	57.00
7.00	8.0	16.00	0.15	45°	16.00	4	2P340-0700-PA	☆	☆	8.00	5°	63.00
8.00	8.0	19.00	0.15	45°	19.00	4	2P340-0800-PA	☆	☆	8.00	5°	63.00
9.00	10.0	19.00	0.15	45°	19.00	4	2P340-0900-PA	☆	☆	10.00	5°	72.00
10.00	10.0	22.00	0.15	45°	22.00	4	2P340-1000-PA	☆	☆	10.00	5°	72.00
12.00	12.0	26.00	0.15	45°	26.00	4	2P340-1200-PA	☆	☆	12.00	5°	83.00
14.00	14.0	26.00	0.20	45°	26.00	4	2P340-1400-PA	☆	☆	14.00	5°	83.00
16.00	16.0	32.00	0.20	45°	32.00	4	2P340-1600-PA	☆	☆	16.00	5°	92.00
18.00	18.0	32.00	0.20	45°	32.00	4	2P340-1800-PA	☆	☆	18.00	5°	92.00
20.00	20.0	38.00	0.20	45°	38.00	4	2P340-2000-PA	☆	☆	20.00	5°	104.00
25.00	25.0	45.00	0.20	45°	45.00	4	2P340-2500-PA	☆	☆	25.00	5°	121.00

O5 J490 J508 Q1 Q35 Q23

Fresa de metal duro integral CoroMill® Plura para planeado en escuadra

Recta, corte central. Dureza ≤ 48HRc

Fresas de ranurar para fresado lateral de gran avance

	2P340-PB
CNSC	0
FHA	37°
BSG	COROMANT
TCDCON	h6

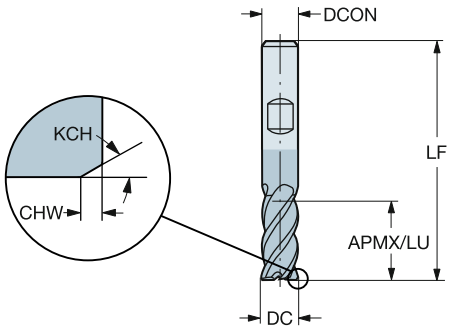

Versión métrica

DC	CZC_{MS}	APMX	CHW	KCH	LU	ZEFP	Código de pedido	P 1630	K 1630	Dimensiones, mm DCON	RMPX	LF
2.00	6.0	7.00	0.15	45°	7.00	4	**2P340-0200-PB**	☆	☆	6.00	5°	57.00
2.50	6.0	8.00	0.15	45°	8.00	4	**2P340-0250-PB**	☆	☆	6.00	5°	57.00
3.00	6.0	8.00	0.15	45°	8.00	4	**2P340-0300-PB**	☆	☆	6.00	5°	57.00
3.50	6.0	10.00	0.13	45°	10.00	4	**2P340-0350-PB**	☆	☆	6.00	5°	57.00
4.00	6.0	11.00	0.13	45°	11.00	4	**2P340-0400-PB**	☆	☆	6.00	5°	57.00
5.00	6.0	13.00	0.13	45°	13.00	4	**2P340-0500-PB**	☆	☆	6.00	5°	57.00
6.00	6.0	13.00	0.15	45°	13.00	4	**2P340-0600-PB**	☆	☆	6.00	5°	57.00
7.00	8.0	16.00	0.15	45°	16.00	4	**2P340-0700-PB**	☆	☆	8.00	5°	63.00
8.00	8.0	19.00	0.15	45°	19.00	4	**2P340-0800-PB**	☆	☆	8.00	5°	63.00
9.00	10.0	19.00	0.15	45°	19.00	4	**2P340-0900-PB**	☆	☆	10.00	5°	72.00
10.00	10.0	22.00	0.15	45°	22.00	4	**2P340-1000-PB**	☆	☆	10.00	5°	72.00
12.00	12.0	26.00	0.15	45°	26.00	4	**2P340-1200-PB**	☆	☆	12.00	5°	83.00
14.00	14.0	26.00	0.20	45°	26.00	4	**2P340-1400-PB**	☆	☆	14.00	5°	83.00
16.00	16.0	32.00	0.20	45°	32.00	4	**2P340-1600-PB**	☆	☆	16.00	5°	92.00
18.00	18.0	32.00	0.20	45°	32.00	4	**2P340-1800-PB**	☆	☆	18.00	5°	92.00
20.00	20.0	38.00	0.20	45°	38.00	4	**2P340-2000-PB**	☆	☆	20.00	5°	104.00
25.00	25.0	45.00	0.20	45°	45.00	4	**2P340-2500-PB**	☆	☆	25.00	5°	121.00

O5 J490 J508 Q1 Q35 Q23

Fresa de metal duro integral CoroMill® Plura para planeado en escuadra

Recta, corte central

Fresas de ranurar para fresado lateral de gran avance

	2P341-MA
CNSC	0
FHA	41°
BSG	DIN 6527 L
TCDCON	h6

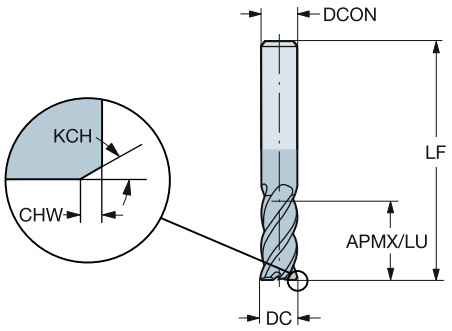

Versión métrica

DC	CZC_{MS}	APMX	CHW	KCH	LU	ZEFP	Código de pedido	M 1640	S 1640	Dimensiones, mm DCON	RMPX	LF
2.00	6.0	7.00	0.15	45°	7.00	4	**2P341-0200-MA**	☆	☆	6.00	5°	57.00
3.00	6.0	8.00	0.15	45°	8.00	4	**2P341-0300-MA**	☆	☆	6.00	5°	57.00
4.00	6.0	11.00	0.15	45°	11.00	4	**2P341-0400-MA**	☆	☆	6.00	5°	57.00
5.00	6.0	13.00	0.15	45°	13.00	4	**2P341-0500-MA**	☆	☆	6.00	5°	57.00
6.00	6.0	13.00	0.15	45°	13.00	4	**2P341-0600-MA**	☆	☆	6.00	5°	57.00
8.00	8.0	19.00	0.15	45°	19.00	4	**2P341-0800-MA**	☆	☆	8.00	5°	63.00
10.00	10.0	22.00	0.15	45°	22.00	4	**2P341-1000-MA**	☆	☆	10.00	5°	72.00
12.00	12.0	26.00	0.15	45°	26.00	4	**2P341-1200-MA**	☆	☆	12.00	5°	83.00
14.00	14.0	26.00	0.20	45°	26.00	4	**2P341-1400-MA**	☆	☆	14.00	5°	83.00
16.00	16.0	32.00	0.20	45°	32.00	4	**2P341-1600-MA**	☆	☆	16.00	5°	92.00
20.00	20.0	38.00	0.20	45°	38.00	4	**2P341-2000-MA**	☆	☆	20.00	5°	104.00
25.00	25.0	45.00	0.20	45°	45.00	4	**2P341-2500-MA**	☆	☆	25.00	5°	121.00

O5 J490 J508 Q1 Q35 Q23

Fresa de metal duro integral CoroMill® Plura para planeado en escuadra

Radio de punta recto, corte central

Fresas de ranurar para fresado lateral de gran avance

	2S340-MA
CNSC	0
FHA	41°
BSG	DIN 6527 L
TCDCON	h6

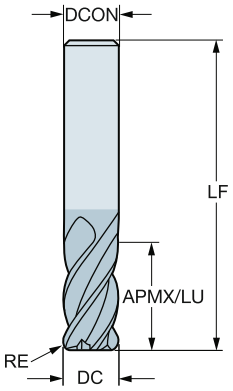

Versión métrica

DC	CZC_{MS}	APMX	RE	LU	ZEFP	Código de pedido	M 1640	S 1640	Dimensiones, mm DCON	RMPX	LF
4.00	6.0	11.00	0.50	11.00	4	2S340-0400-050-MA	☆	☆	6.00	5°	57.00
	6.0	11.00	1.00	11.00	4	2S340-0400-100-MA	☆	☆	6.00	5°	57.00
5.00	6.0	13.00	0.50	13.00	4	2S340-0500-050-MA	☆	☆	6.00	5°	57.00
	6.0	13.00	1.00	13.00	4	2S340-0500-100-MA	☆	☆	6.00	5°	57.00
6.00	6.0	13.00	0.50	13.00	4	2S340-0600-050-MA	☆	☆	6.00	5°	57.00
	6.0	13.00	1.00	13.00	4	2S340-0600-100-MA	☆	☆	6.00	5°	57.00
8.00	8.0	19.00	0.50	19.00	4	2S340-0800-050-MA	☆	☆	8.00	5°	63.00
	8.0	19.00	1.00	19.00	4	2S340-0800-100-MA	☆	☆	8.00	5°	63.00
	8.0	19.00	1.50	19.00	4	2S340-0800-150-MA	☆	☆	8.00	5°	63.00
	8.0	19.00	2.00	19.00	4	2S340-0800-200-MA	☆	☆	8.00	5°	63.00
10.00	10.0	22.00	0.50	22.00	4	2S340-1000-050-MA	☆	☆	10.00	5°	72.00
	10.0	22.00	1.00	22.00	4	2S340-1000-100-MA	☆	☆	10.00	5°	72.00
	10.0	22.00	1.50	22.00	4	2S340-1000-150-MA	☆	☆	10.00	5°	72.00
	10.0	22.00	2.00	22.00	4	2S340-1000-200-MA	☆	☆	10.00	5°	72.00
12.00	12.0	26.00	1.00	26.00	4	2S340-1200-100-MA	☆	☆	12.00	5°	83.00
	12.0	26.00	1.50	26.00	4	2S340-1200-150-MA	☆	☆	12.00	5°	83.00
	12.0	26.00	2.00	26.00	4	2S340-1200-200-MA	☆	☆	12.00	5°	83.00
	12.0	26.00	3.00	26.00	4	2S340-1200-300-MA	☆	☆	12.00	5°	83.00
16.00	16.0	32.00	1.50	32.00	4	2S340-1600-150-MA	☆	☆	16.00	5°	92.00
	16.0	32.00	2.00	32.00	4	2S340-1600-200-MA	☆	☆	16.00	5°	92.00
	16.0	32.00	3.00	32.00	4	2S340-1600-300-MA	☆	☆	16.00	5°	92.00
	16.0	32.00	4.00	32.00	4	2S340-1600-400-MA	☆	☆	16.00	5°	92.00
20.00	20.0	38.00	1.50	38.00	4	2S340-2000-150-MA	☆	☆	20.00	5°	104.00
	20.0	38.00	2.00	38.00	4	2S340-2000-200-MA	☆	☆	20.00	5°	104.00
	20.0	38.00	3.00	38.00	4	2S340-2000-300-MA	☆	☆	20.00	5°	104.00
	20.0	38.00	4.00	38.00	4	2S340-2000-400-MA	☆	☆	20.00	5°	104.00

O5 J490 J508 Q1 Q35 Q23

Fresa de metal duro integral CoroMill® Plura para planeado en escuadra

Recta, corte central. Dureza ≤ 48HRc

Fresas de ranurar para fresado lateral de gran avance

	2P360-PA
CNSC	0
FHA	37°
BSG	COROMANT
TCDCON	h6

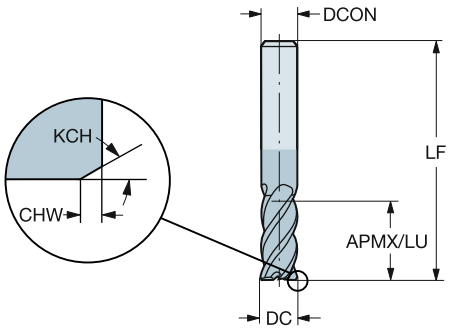

Versión métrica

DC	CZC_{MS}	APMX	CHW	KCH	LU	ZEFP	Código de pedido	P 1630	K 1630	Dimensiones, mm DCON	RMPX	LF
6.00	6.0	22.00	0.15	45°	22.00	4	**2P360-0600-PA**	☆	☆	6.00	5°	65.00
8.00	8.0	28.00	0.15	45°	28.00	4	**2P360-0800-PA**	☆	☆	8.00	5°	80.00
10.00	10.0	32.00	0.15	45°	32.00	4	**2P360-1000-PA**	☆	☆	10.00	5°	100.00
12.00	12.0	40.00	0.15	45°	40.00	4	**2P360-1200-PA**	☆	☆	12.00	5°	100.00
14.00	14.0	50.00	0.20	45°	50.00	4	**2P360-1400-PA**	☆	☆	14.00	5°	104.00
16.00	16.0	60.00	0.15	45°	60.00	4	**2P360-1600-PA**	☆	☆	16.00	5°	124.00
20.00	20.0	70.00	0.20	45°	70.00	4	**2P360-2000-PA**	☆	☆	20.00	5°	155.00

O5 J490 J508 Q1 Q35 Q23

Fresa de metal duro integral CoroMill® Plura para planeado en escuadra

Radio de punta recto, corte central. Dureza ≤ 48HRc

Fresas de ranurar universales para estabilidad y espacio para virutas

	R216.2x..50CC..P (NE
CNSC	0
FHA	50°
BSG	DIN 6527 L
TCDCON	h6

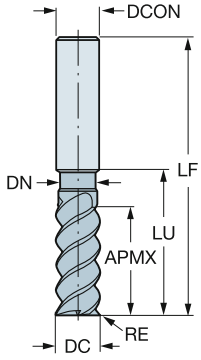

Versión métrica

DC	CZC_{MS}	APMX	RE	LU	ZEFP	Código de pedido	P 1620	M 1620	K 1620	S 1620	Dimensiones, mm DCON	RMPX	LF	DN
2.00	6.0	7.00	0.20	9.50	3	R216.23-02050ACC07P	☆	☆	☆	☆	6.00	5°	57.00	1.92
3.00	6.0	8.00	0.30	10.00	3	R216.23-03050ACC08P	☆	☆	☆	☆	6.00	5°	57.00	2.90
4.00	6.0	11.00	0.50	15.00	3	R216.23-04050BCC11P	☆	☆	☆	☆	6.00	5°	57.00	3.80
5.00	6.0	13.00	0.50	16.00	3	R216.23-05050BCC13P	☆	☆	☆	☆	6.00	5°	57.00	4.75
6.00	6.0	13.00	0.50	19.00	4	R216.24-06050BCC13P	☆	☆	☆	☆	6.00	5°	57.00	5.70
	6.0	13.00	1.00	19.00	4	R216.24-06050CCC13P	☆	☆	☆	☆	6.00	5°	57.00	5.70
8.00	8.0	19.00	0.50	25.00	4	R216.24-08050BCC19P	☆	☆	☆	☆	8.00	5°	63.00	7.60
	8.0	19.00	1.00	25.00	4	R216.24-08050CCC19P	☆	☆	☆	☆	8.00	5°	63.00	7.60
	8.0	19.00	1.50	25.00	4	R216.24-08050DCC19P	☆	☆	☆	☆	8.00	5°	63.00	7.60
	8.0	19.00	2.00	25.00	4	R216.24-08050ECC19P	☆	☆	☆	☆	8.00	5°	63.00	7.60
10.00	10.0	22.00	0.50	30.00	4	R216.24-10050BCC22P	☆	☆	☆	☆	10.00	5°	72.00	9.50
	10.0	22.00	1.00	30.00	4	R216.24-10050CCC22P	☆	☆	☆	☆	10.00	5°	72.00	9.50
	10.0	22.00	1.50	30.00	4	R216.24-10050DCC22P	☆	☆	☆	☆	10.00	5°	72.00	9.50
	10.0	22.00	2.00	30.00	4	R216.24-10050ECC22P	☆	☆	☆	☆	10.00	5°	72.00	9.50
12.00	12.0	26.00	0.50	36.00	4	R216.24-12050BCC26P	☆	☆	☆	☆	12.00	5°	83.00	11.40
	12.0	26.00	1.00	36.00	4	R216.24-12050CCC26P	☆	☆	☆	☆	12.00	5°	83.00	11.40
	12.0	26.00	1.50	36.00	4	R216.24-12050DCC26P	☆	☆	☆	☆	12.00	5°	83.00	11.40
	12.0	26.00	2.00	36.00	4	R216.24-12050ECC26P	☆	☆	☆	☆	12.00	5°	83.00	11.40
	12.0	26.00	2.50	36.00	4	R216.24-12050FCC26P	☆	☆	☆	☆	12.00	5°	83.00	11.40
	12.0	26.00	3.00	36.00	4	R216.24-12050GCC26P	☆	☆	☆	☆	12.00	5°	83.00	11.40
16.00	16.0	32.00	0.50	42.00	4	R216.24-16050BCC32P	☆	☆	☆	☆	16.00	5°	92.00	15.20
	16.0	32.00	1.00	42.00	4	R216.24-16050CCC32P	☆	☆	☆	☆	16.00	5°	92.00	15.20
	16.0	32.00	2.00	42.00	4	R216.24-16050ECC32P	☆	☆	☆	☆	16.00	5°	92.00	15.20
	16.0	32.00	2.50	42.00	4	R216.24-16050FCC32P	☆	☆	☆	☆	16.00	5°	92.00	15.20
	16.0	32.00	4.00	42.00	4	R216.24-16050ICC32P	☆	☆	☆	☆	16.00	5°	92.00	15.20
20.00	20.0	38.00	1.00	52.00	4	R216.24-20050CCC38P	☆	☆	☆	☆	20.00	5°	104.00	19.00
	20.0	38.00	2.00	52.00	4	R216.24-20050ECC38P	☆	☆	☆	☆	20.00	5°	104.00	19.00
	20.0	38.00	2.50	52.00	4	R216.24-20050FCC38P	☆	☆	☆	☆	20.00	5°	104.00	19.00
	20.0	44.00	2.50	80.00	4	R216.24-20050FCC44P	☆	☆	☆	☆	20.00	5°	130.00	19.00
	20.0	38.00	3.00	52.00	4	R216.24-20050GCC38P	☆	☆	☆	☆	20.00	5°	104.00	19.00
	20.0	44.00	3.00	80.00	4	R216.24-20050GCC44P	☆	☆	☆	☆	20.00	5°	130.00	19.00
	20.0	38.00	4.00	52.00	4	R216.24-20050ICC38P	☆	☆	☆	☆	20.00	5°	104.00	19.00
	20.0	44.00	4.00	80.00	4	R216.24-20050ICC44P	☆	☆	☆	☆	20.00	5°	130.00	19.00
	20.0	44.00	6.35	80.00	4	R216.24-20050OCC44P	☆	☆	☆	☆	20.00	5°	104.00	19.00

O5 J490 J508 Q1 Q35 Q24

Fresa de metal duro integral CoroMill® Plura para planeado en escuadra

Radio de punta recto, corte central. Dureza ≤ 48HRc

Fresas de ranurar universales para estabilidad y espacio para virutas



	R216.2x..AK..P
CNSC	0
FHA	50°
BSG	COROMANT
TCDCON	h6

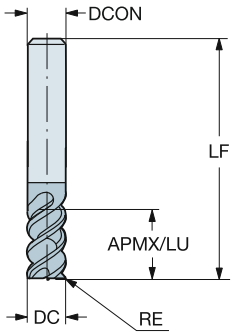

Versión métrica

DC	CZC_{MS}	APMX	RE	LU	ZEFP	Código de pedido	P 1620	P 1630	M 1620	M 1630	K 1620	K 1630	S 1620	S 1630	Dimensiones, mm DCON	RMPX	LF
4.00	6.0	11.00	1.00	11.00	3	**R216.23-04050CAK11P**	☆	☆	☆	☆	☆	☆	☆	☆	6.00	5°	57.00
5.00	6.0	13.00	1.00	13.00	3	**R216.23-05050CAK13P**	☆	☆	☆	☆	☆	☆	☆	☆	6.00	5°	57.00
6.00	6.0	13.00	1.00	13.00	4	**R216.24-06050CAK13P**	☆	☆	☆	☆	☆	☆	☆	☆	6.00	5°	65.00
8.00	8.0	19.00	2.00	19.00	4	**R216.24-08050EAK19P**	☆	☆	☆	☆	☆	☆	☆	☆	8.00	5°	80.00
10.00	10.0	22.00	2.00	22.00	4	**R216.24-10050EAK22P**	☆	☆	☆	☆	☆	☆	☆	☆	10.00	5°	100.00
12.00	12.0	26.00	3.00	26.00	4	**R216.24-12050GAK26P**	☆	☆	☆	☆	☆	☆	☆	☆	12.00	5°	100.00
14.00	14.0	26.00	3.00	26.00	4	**R216.24-14050GAK26P**	☆	☆	☆	☆	☆	☆	☆	☆	14.00	5°	104.00
16.00	16.0	32.00	4.00	32.00	4	**R216.24-16050IAK32P**	☆	☆	☆	☆	☆	☆	☆	☆	16.00	5°	115.00
20.00	20.0	38.00	4.00	38.00	4	**R216.24-20050IAK38P**	☆	☆	☆	☆	☆	☆	☆	☆	20.00	5°	125.00

O5 J490 J508 Q1 Q35 Q24

SANDVIK Coromant

Fresa de metal duro integral CoroMill® Plura para planeado en escuadra

Recta, corte central. Dureza ≤ 48HRc

Fresas de ranurar universales para estabilidad y espacio para virutas

	R216.3x..50-AK..P
CNSC	0
FHA	50°
BSG	COROMANT
TCDCON	h6

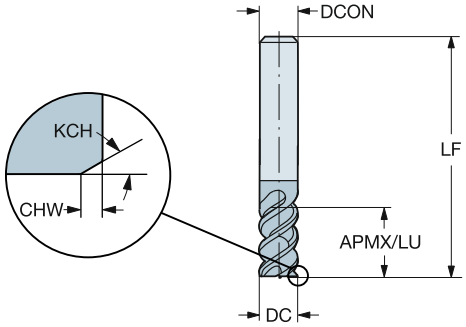

Versión métrica

DC	CZC_{MS}	APMX	CHW	KCH	LU	ZEFP	Código de pedido	P 1620	P 1630	M 1620	M 1630	K 1620	K 1630	S 1620	S 1630	Dimensiones, mm DCON	RMPX	LF
4.00	6.0	11.00	0.10	45°	11.00	3	**R216.33-04050-AK11P**	☆	☆	☆	☆	☆	☆	☆	☆	6.00	5°	57.00
5.00	6.0	13.00	0.10	45°	13.00	3	**R216.33-05050-AK13P**	☆	☆	☆	☆	☆	☆	☆	☆	6.00	5°	57.00
6.00	6.0	13.00	0.10	45°	13.00	4	**R216.34-06050-AK13P**	☆	☆	☆	☆	☆	☆	☆	☆	6.00	5°	65.00
8.00	8.0	19.00	0.10	45°	19.00	4	**R216.34-08050-AK19P**	☆	☆	☆	☆	☆	☆	☆	☆	8.00	5°	80.00
10.00	10.0	22.00	0.10	45°	22.00	4	**R216.34-10050-AK22P**	☆	☆	☆	☆	☆	☆	☆	☆	10.00	5°	100.00
12.00	12.0	26.00	0.10	45°	26.00	4	**R216.34-12050-AK26P**	☆	☆	☆	☆	☆	☆	☆	☆	12.00	5°	100.00
14.00	14.0	26.00	0.15	45°	26.00	4	**R216.34-14050-AK26P**	☆	☆	☆	☆	☆	☆	☆	☆	14.00	5°	104.00
16.00	16.0	32.00	0.15	45°	32.00	4	**R216.34-16050-AK32P**	☆	☆	☆	☆	☆	☆	☆	☆	16.00	5°	115.00
20.00	20.0	38.00	0.15	45°	38.00	4	**R216.34-20050-AK38P**	☆	☆	☆	☆	☆	☆	☆	☆	20.00	5°	125.00

O5 J490 J508 Q1 Q35 Q24

Fresa de metal duro integral CoroMill® Plura para planeado en escuadra

Radio de punta recto, corte central. Dureza ≤ 48HRc

Fresas de ranurar universales para estabilidad y espacio para virutas

	R216.2x..BC..P
CNSC	0
FHA	50°
BSG	DIN 6527 L
TCDCON	h6

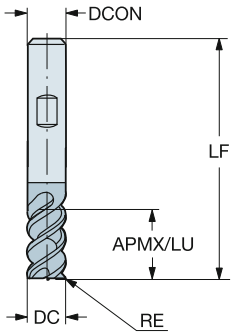

Versión métrica

DC	CZC_{MS}	APMX	RE	LU	ZEFP	Código de pedido	P 1620	P 1630	M 1620	M 1630	K 1620	K 1630	S 1620	S 1630	Dimensiones, mm DCON	RMPX	LF
6.00	6.0	13.00	1.00	13.00	4	**R216.24-06050CBC13P**	☆	☆	☆	☆	☆	☆	☆	☆	6.00	5°	57.00
8.00	8.0	19.00	2.00	19.00	4	**R216.24-08050EBC19P**	☆	☆	☆	☆	☆	☆	☆	☆	8.00	5°	63.00
10.00	10.0	22.00	2.00	22.00	4	**R216.24-10050EBC22P**	☆	☆	☆	☆	☆	☆	☆	☆	10.00	5°	72.00
12.00	12.0	26.00	3.00	26.00	4	**R216.24-12050GBC26P**	☆	☆	☆	☆	☆	☆	☆	☆	12.00	5°	83.00
14.00	14.0	26.00	3.00	26.00	4	**R216.24-14050GBC26P**	☆	☆	☆	☆	☆	☆	☆	☆	14.00	5°	83.00
16.00	16.0	32.00	4.00	32.00	4	**R216.24-16050IBC32P**	☆	☆	☆	☆	☆	☆	☆	☆	16.00	5°	92.00
20.00	20.0	38.00	4.00	38.00	4	**R216.24-20050IBC38P**	☆	☆	☆	☆	☆	☆	☆	☆	20.00	5°	104.00

O5 J490 J508 Q1 Q35 Q24

SANDVIK Coromant

Fresa de metal duro integral CoroMill® Plura para planeado en escuadra

Recta, corte central. Dureza ≤ 48HRc

Fresas de ranurar universales para estabilidad y espacio para virutas

	R216.3x..50-BC..P
CNSC	0
FHA	50°
BSG	DIN 6527 L
TCDCON	h6

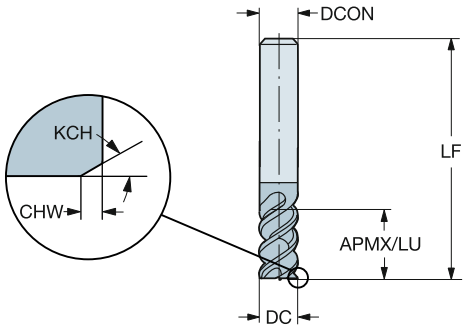

Versión métrica

DC	CZC_{MS}	APMX	CHW	KCH	LU	ZEFP	Código de pedido	P 1620	P 1630	P 1640	M 1620	M 1630	M 1640	K 1620	K 1630	K 1640	S 1620	S 1630	S 1640	Dimensiones, mm DCON	RMPX	LF
6.00	6.0	13.00	0.10	45°	13.00	4	**R216.34-06050-BC13P**	☆	☆	☆	☆	☆	☆	☆	☆	☆	☆	☆	☆	6.00	5°	57.00
8.00	8.0	19.00	0.10	45°	19.00	4	**R216.34-08050-BC19P**	☆	☆	☆	☆	☆	☆	☆	☆	☆	☆	☆	☆	8.00	5°	63.00
10.00	10.0	22.00	0.10	45°	22.00	4	**R216.34-10050-BC22P**	☆	☆	☆	☆	☆	☆	☆	☆	☆	☆	☆	☆	10.00	5°	72.00
12.00	12.0	26.00	0.10	45°	26.00	4	**R216.34-12050-BC26P**	☆	☆	☆	☆	☆	☆	☆	☆	☆	☆	☆	☆	12.00	5°	83.00
14.00	14.0	26.00	0.15	45°	26.00	4	**R216.34-14050-BC26P**	☆	☆	☆	☆	☆	☆	☆	☆	☆	☆	☆	☆	14.00	5°	83.00
16.00	16.0	32.00	0.15	45°	32.00	4	**R216.34-16050-BC32P**	☆	☆	☆	☆	☆	☆	☆	☆	☆	☆	☆	☆	16.00	5°	92.00
20.00	20.0	38.00	0.15	45°	38.00	4	**R216.34-20050-BC38P**	☆	☆	☆	☆	☆	☆	☆	☆	☆	☆	☆	☆	20.00	5°	104.00

O5 J490 J508 Q1 Q35 Q24

Fresa de metal duro integral CoroMill® Plura para planeado en escuadra

Radio de punta recto, corte central. Dureza ≤ 48HRc

Fresas de ranurar universales para estabilidad y espacio para virutas

	RA216.2x..AK..P
CNSC	0
FHA	50°
BSG	COROMANT
TCDCON	h6

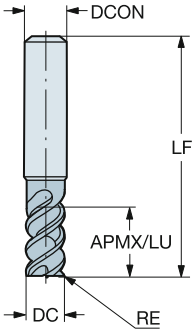

Versión en pulgadas

DC	CZC_{MS}	APMX	RE	LU	ZEFP	Código de pedido	P 1620	P 1630	M 1620	M 1630	K 1620	K 1630	S 1620	S 1630	Dimensiones, pulg. DCON	RMPX	LF
.187	1/4	.375	.016	.375	3	**RA216.23-1250AAK06P**		☆		☆		☆		☆	.250	5°	3.000
	1/4	.562	.016	.562	3	**RA216.23-1250AAK09P**	☆		☆		☆		☆		.250	5°	3.000
	1/4	.562	.031	.562	3	**RA216.23-1250BAK09P**	☆		☆		☆		☆		.250	5°	3.000
.250	1/4	.500	.016	.500	4	**RA216.24-1650AAK08P**		☆		☆		☆		☆	.250	5°	3.000
	1/4	.750	.016	.750	4	**RA216.24-1650AAK12P**	☆		☆		☆		☆		.250	5°	3.000
	1/4	.750	.031	.750	4	**RA216.24-1650BAK12P**	☆		☆		☆		☆		.250	5°	3.000
.313	3/8	.625	.016	.625	4	**RA216.24-2050AAK10P**		☆		☆		☆		☆	.375	5°	3.500
	3/8	1.000	.016	1.000	4	**RA216.24-2050AAK15P**	☆		☆		☆		☆		.375	5°	3.500
	3/8	1.000	.031	1.000	4	**RA216.24-2050BAK15P**	☆		☆		☆		☆		.375	5°	3.500
.375	3/8	.750	.016	.750	4	**RA216.24-2450AAK12P**		☆		☆		☆		☆	.375	5°	3.500
	3/8	1.125	.016	1.125	4	**RA216.24-2450AAK18P**	☆		☆		☆		☆		.375	5°	3.500
	3/8	1.125	.031	1.125	4	**RA216.24-2450BAK18P**	☆		☆		☆		☆		.375	5°	3.500
.500	1/2	1.000	.031	1.000	4	**RA216.24-3250BAK16P**		☆		☆		☆		☆	.500	5°	4.000
	1/2	1.500	.031	1.500	4	**RA216.24-3250BAK24P**	☆		☆		☆		☆		.500	5°	4.000
	1/2	1.500	.063	1.500	4	**RA216.24-3250DAK24P**	☆		☆		☆		☆		.500	5°	4.000
.625	5/8	1.250	.031	1.250	4	**RA216.24-4050BAK20P**		☆		☆		☆		☆	.625	5°	4.500
	5/8	1.875	.063	1.875	4	**RA216.24-4050DAK30P**	☆		☆		☆		☆		.625	5°	4.500
.750	3/4	1.500	.031	1.500	4	**RA216.24-4850BAK24P**		☆		☆		☆		☆	.750	5°	5.000
	3/4	2.250	.063	2.250	4	**RA216.24-4850DAK36P**	☆		☆		☆		☆		.750	5°	5.000

O5 J490 J508 Q1 Q35 Q24

SANDVIK Coromant

Fresa de metal duro integral CoroMill® Plura para planeado en escuadra

Recta, sin corte central. Dureza ≤ 48HRc

Fresas de ranurar universales para estabilidad y espacio para virutas

	R215.34C..BC..P
CNSC	1
FHA	50°
BSG	COROMANT
TCDCON	h6



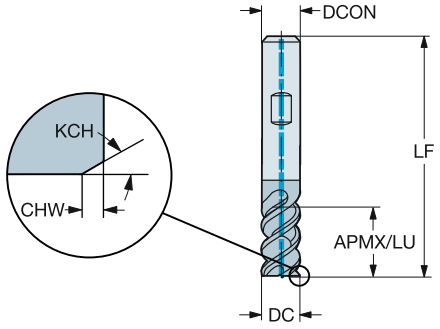

Versión métrica

DC	CZC_{MS}	APMX	CHW	KCH	LU	ZEFP	Código de pedido	P 1640	M 1640	K 1640	S 1640	Dimensiones, mm DCON	RMPX	LF	CP Bar
6.00	6.0	13.00	0.10	45°	13.00	4	**R215.34C06050-BC13P**	☆	☆	☆	☆	6.00	5°	57.00	20
8.00	8.0	19.00	0.10	45°	19.00	4	**R215.34C08050-BC19P**	☆	☆	☆	☆	8.00	5°	63.00	20
10.00	10.0	22.00	0.10	45°	22.00	4	**R215.34C10050-BC22P**	☆	☆	☆	☆	10.00	5°	72.00	20
12.00	12.0	26.00	0.10	45°	26.00	4	**R215.34C12050-BC26P**	☆	☆	☆	☆	12.00	5°	83.00	20
16.00	16.0	32.00	0.15	45°	32.00	4	**R215.34C16050-BC32P**	☆	☆	☆	☆	16.00	5°	92.00	20
20.00	20.0	38.00	0.15	45°	38.00	4	**R215.34C20050-BC38P**	☆	☆	☆	☆	20.00	5°	104.00	20

O5 J490 J508 Q1 Q35 Q24

Fresa de metal duro integral CoroMill® Plura para planeado en escuadra

Radio de punta recto, corte central. Dureza ≤ 48HRc

Fresas de ranurar universales para estabilidad y espacio para virutas

	R216.2x..CK/L..P
CNSC	0
FHA	50°
BSG	COROMANT
TCDCON	h6

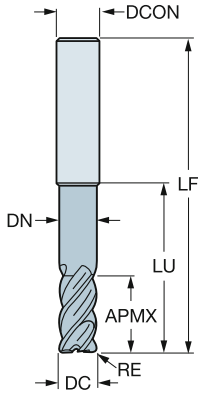

Versión métrica

DC	CZC_{MS}	APMX	RE	LU	ZEFP	Código de pedido	P 1620	M 1620	K 1620	S 1620	Dimensiones, mm DCON	RMPX	LF	DN
10.00	10.0	22.00	1.00	42.00	4	R216.24-10050CCK22P	☆	☆	☆	☆	10.00	5°	100.00	9.50
	10.0	22.00	1.50	42.00	4	R216.24-10050DCK22P	☆	☆	☆	☆	10.00	5°	100.00	9.50
	10.0	22.00	2.00	42.00	4	R216.24-10050ECK22P	☆	☆	☆	☆	10.00	5°	100.00	9.50
	10.0	22.00	2.50	42.00	4	R216.24-10050FCK22P	☆	☆	☆	☆	10.00	5°	100.00	9.50
	10.0	22.00	3.00	42.00	4	R216.24-10050GCK22P	☆	☆	☆	☆	10.00	5°	100.00	9.50
12.00	12.0	26.00	1.00	53.00	4	R216.24-12050CCK26P	☆	☆	☆	☆	12.00	5°	100.00	11.40
	12.0	26.00	1.50	53.00	4	R216.24-12050DCK26P	☆	☆	☆	☆	12.00	5°	100.00	11.40
	12.0	26.00	2.00	53.00	4	R216.24-12050ECK26P	☆	☆	☆	☆	12.00	5°	100.00	11.40
	12.0	26.00	2.50	53.00	4	R216.24-12050FCK26P	☆	☆	☆	☆	12.00	5°	100.00	11.40
	12.0	26.00	3.00	53.00	4	R216.24-12050GCK26P	☆	☆	☆	☆	12.00	5°	100.00	11.40
	12.0	26.00	3.00	60.00	4	R216.24-12050GCL26P	☆	☆	☆	☆	12.00	5°	105.00	11.40
	12.0	26.00	4.00	53.00	4	R216.24-12050ICK26P	☆	☆	☆	☆	12.00	5°	100.00	11.40
16.00	16.0	36.00	1.00	65.00	4	R216.24-16050CCK36P	☆	☆	☆	☆	16.00	5°	115.00	15.20
	16.0	36.00	1.50	65.00	4	R216.24-16050DCK36P	☆	☆	☆	☆	16.00	5°	115.00	15.20
	16.0	36.00	2.00	65.00	4	R216.24-16050ECK36P	☆	☆	☆	☆	16.00	5°	115.00	15.20
	16.0	36.00	2.50	65.00	4	R216.24-16050FCK36P	☆	☆	☆	☆	16.00	5°	115.00	15.20
	16.0	36.00	3.00	65.00	4	R216.24-16050GCK36P	☆	☆	☆	☆	16.00	5°	115.00	15.20
	16.0	36.00	3.00	80.00	4	R216.24-16050GCL36P	☆	☆	☆	☆	16.00	5°	128.00	15.20
	16.0	36.00	4.00	65.00	4	R216.24-16050ICK36P	☆	☆	☆	☆	16.00	5°	115.00	15.20
	16.0	36.00	6.35	67.00	4	R216.24-16050OCK36P	☆	☆	☆	☆	16.00	5°	115.00	15.20
	16.0	36.00	6.35	80.00	4	R216.24-16050OCL36P	☆	☆	☆	☆	16.00	5°	128.00	15.20
20.00	20.0	44.00	2.50	80.00	4	R216.24-20050FCK44P	☆	☆	☆	☆	20.00	5°	145.00	19.00
	20.0	44.00	3.00	100.00	4	R216.24-20050GCL44P	☆	☆	☆	☆	20.00	5°	150.00	19.00
	20.0	44.00	3.00	80.00	4	R216.24-20050GCK44P	☆	☆	☆	☆	20.00	5°	145.00	19.00
	20.0	44.00	4.00	80.00	4	R216.24-20050ICK44P	☆	☆	☆	☆	20.00	5°	145.00	19.00
	20.0	44.00	6.35	100.00	4	R216.24-20050OCL44P	☆	☆	☆	☆	20.00	5°	150.00	19.00
	20.0	44.00	6.35	80.00	4	R216.24-20050OCK44P	☆	☆	☆	☆	20.00	5°	145.00	19.00
25.00	25.0	54.00	3.00	125.00	5	R216.25-25050GCL54P	☆	☆	☆	☆	25.00	5°	181.00	23.75
	25.0	54.00	3.00	99.00	5	R216.25-25050GCK54P	☆	☆	☆	☆	25.00	5°	156.00	24.00
	25.0	54.00	4.00	99.00	5	R216.25-25050ICK54P	☆	☆	☆	☆	25.00	5°	156.00	24.00
	25.0	54.00	6.35	99.00	5	R216.25-25050OCK54P	☆	☆	☆	☆	25.00	5°	156.00	24.00
	25.0	54.00	6.35	125.00	5	R216.25-25050OCL54P	☆	☆	☆	☆	25.00	5°	181.00	24.00

O5 J490 J508 Q1 Q35 Q24

SANDVIK Coromant

Fresa de metal duro integral CoroMill® Plura para planeado en escuadra

Radio de punta recto, corte central. Dureza ≤ 48HRc

Fresas de ranurar universales para estabilidad y espacio para virutas

	R216.2x..YK..P
CNSC	0
FHA	50°
BSG	COROMANT
TCDCON	h6

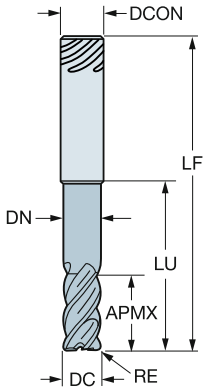

Versión métrica

DC	CZC_{MS}	APMX	RE	LU	ZEFP	Código de pedido	P 1620	M 1620	K 1620	S 1620	Dimensiones, mm DCON	RMPX	LF	DN
12.00	12.0	26.00	1.00	53.00	4	R216.24-12050CYK26P	☆	☆	☆	☆	12.00	5°	100.00	11.40
	12.0	26.00	1.50	53.00	4	R216.24-12050DYK26P	☆	☆	☆	☆	12.00	5°	100.00	11.40
	12.0	26.00	2.00	53.00	4	R216.24-12050EYK26P	☆	☆	☆	☆	12.00	5°	100.00	11.40
	12.0	26.00	2.50	53.00	4	R216.24-12050FYK26P	☆	☆	☆	☆	12.00	5°	100.00	11.40
	12.0	26.00	3.00	53.00	4	R216.24-12050GYK26P	☆	☆	☆	☆	12.00	5°	100.00	11.40
	12.0	26.00	4.00	53.00	4	R216.24-12050IYK26P	☆	☆	☆	☆	12.00	5°	100.00	11.40
16.00	16.0	36.00	1.00	65.00	4	R216.24-16050CYK36P	☆	☆	☆	☆	16.00	5°	115.00	15.20
	16.0	36.00	1.50	65.00	4	R216.24-16050DYK36P	☆	☆	☆	☆	16.00	5°	115.00	15.20
	16.0	36.00	2.00	65.00	4	R216.24-16050EYK36P	☆	☆	☆	☆	16.00	5°	115.00	15.20
	16.0	36.00	2.50	65.00	4	R216.24-16050FYK36P	☆	☆	☆	☆	16.00	5°	115.00	15.20
	16.0	36.00	3.00	65.00	4	R216.24-16050GYK36P	☆	☆	☆	☆	16.00	5°	115.00	15.20
	16.0	36.00	4.00	65.00	4	R216.24-16050IYK36P	☆	☆	☆	☆	16.00	5°	115.00	15.20
	16.0	36.00	6.35	65.00	4	R216.24-16050OYK36P	☆	☆	☆	☆	16.00	5°	115.00	15.20
20.00	20.0	44.00	2.50	80.00	4	R216.24-20050FYK44P	☆	☆	☆	☆	20.00	5°	145.00	19.00
	20.0	44.00	3.00	80.00	4	R216.24-20050GYK44P	☆	☆	☆	☆	20.00	5°	145.00	19.00
	20.0	44.00	4.00	80.00	4	R216.24-20050IYK44P	☆	☆	☆	☆	20.00	5°	145.00	19.00
	20.0	44.00	6.35	80.00	4	R216.24-20050OYK44P	☆	☆	☆	☆	20.00	5°	145.00	19.00
25.00	25.0	54.00	3.00	99.00	5	R216.25-25050GYK54P	☆	☆	☆	☆	25.00	5°	155.00	24.00
	25.0	54.00	4.00	99.00	5	R216.25-25050IYK54P	☆	☆	☆	☆	25.00	5°	155.00	24.00
	25.0	54.00	6.35	99.00	5	R216.25-25050OYK54P	☆	☆	☆	☆	25.00	5°	155.00	24.00

O5 J490 J508 Q1 Q35 Q24

Fresa de metal duro integral CoroMill® Plura para planeado en escuadra

Radio de punta recto, corte central. Dureza ≤ 48HRc

Fresas de ranurar universales para estabilidad y espacio para virutas

	R216.2x..YL..P
CNSC	0
FHA	50°
BSG	COROMANT
TCDCON	h6

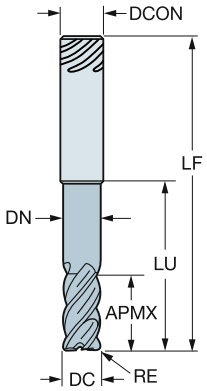

Versión métrica

DC	CZC_{MS}	APMX	RE	LU	ZEFP	Código de pedido	P 1620	M 1620	K 1620	S 1620	Dimensiones, mm DCON	RMPX	LF	DN
12.00	12.0	26.00	3.00	60.00	4	**R216.24-12050GYL26P**	☆	☆	☆	☆	12.00	5°	105.00	11.40
16.00	16.0	36.00	3.00	80.00	4	**R216.24-16050GYL36P**	☆	☆	☆	☆	16.00	5°	128.00	15.20
	16.0	36.00	6.35	80.00	4	**R216.24-16050OYL36P**	☆	☆	☆	☆	16.00	5°	128.00	15.20
20.00	20.0	44.00	3.00	100.00	4	**R216.24-20050GYL44P**	☆	☆	☆	☆	20.00	5°	150.00	19.00
	20.0	44.00	6.35	100.00	4	**R216.24-20050OYL44P**	☆	☆	☆	☆	20.00	5°	150.00	19.00
25.00	25.0	54.00	3.00	125.00	5	**R216.25-25050GYL54P**	☆	☆	☆	☆	25.00	5°	181.00	24.00
	25.0	54.00	6.35	125.00	5	**R216.25-25050OYL54P**	☆	☆	☆	☆	25.00	5°	181.00	24.00

O5 J490 J508 Q1 Q35 Q24

SANDVIK Coromant

Fresa de metal duro integral CoroMill® Plura para planeado en escuadra

Radio de punta recto, corte central. Dureza ≤ 63HRc

Fresas de ranurar universales para estabilidad y espacio para virutas

	R216.2x..AK..H
CNSC	0
FHA	50°
BSG	COROMANT
TCDCON	h6

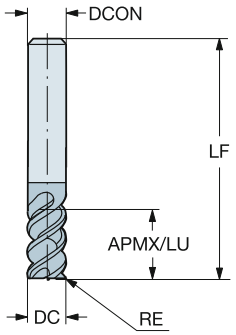

Versión métrica

DC	CZC_{MS}	APMX	RE	LU	ZEFP	Código de pedido	P 1620	H 1620	Dimensiones, mm DCON	RMPX	LF
2.00	6.0	7.00	0.50	7.00	3	**R216.23-02050BAK70H**	☆	☆	6.00	5°	57.00
3.00	6.0	8.00	0.50	8.00	3	**R216.23-03050BAK08H**	☆	☆	6.00	5°	57.00
4.00	6.0	11.00	1.00	11.00	3	**R216.23-04050CAK11H**	☆	☆	6.00	5°	57.00
5.00	6.0	13.00	1.00	13.00	3	**R216.23-05050CAK13H**	☆	☆	6.00	5°	57.00
6.00	6.0	13.00	1.00	13.00	4	**R216.24-06050CAK13H**	☆	☆	6.00	5°	65.00
8.00	8.0	19.00	2.00	19.00	4	**R216.24-08050EAK19H**	☆	☆	8.00	5°	80.00
10.00	10.0	22.00	2.00	22.00	4	**R216.24-10050EAK22H**	☆	☆	10.00	5°	100.00
12.00	12.0	26.00	3.00	26.00	4	**R216.24-12050GAK26H**	☆	☆	12.00	5°	100.00
14.00	14.0	26.00	3.00	26.00	4	**R216.24-14050GAK26H**	☆	☆	14.00	5°	104.00
16.00	16.0	32.00	4.00	32.00	4	**R216.24-16050IAK32H**	☆	☆	16.00	5°	115.00
20.00	20.0	38.00	4.00	38.00	4	**R216.24-20050IAK38H**	☆	☆	20.00	5°	125.00

O5 J490 J508 Q1 Q35 Q24

Fresa de metal duro integral CoroMill® Plura para planeado en escuadra

Recta, corte central. Dureza ≤ 63HRc

Fresas de ranurar universales para estabilidad y espacio para virutas

	R216.3x..50-AK..H
CNSC	0
FHA	50°
BSG	COROMANT
TCDCON	h6



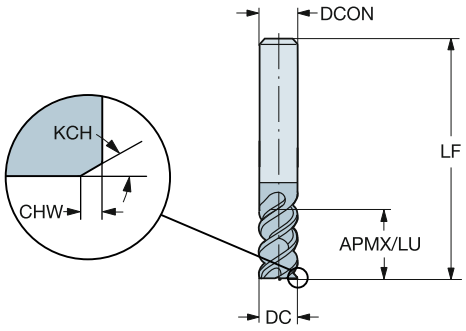

Versión métrica

DC	CZC_{MS}	APMX	CHW	KCH	LU	ZEFP	Código de pedido	P 1620	H 1620	Dimensiones, mm DCON	RMPX	LF
2.00	6.0	7.00	0.10	45°	7.00	3	**R216.33-02050-AK70H**	☆	☆	6.00	5°	57.00
3.00	6.0	8.00	0.10	45°	8.00	3	**R216.33-03050-AK08H**	☆	☆	6.00	5°	57.00
4.00	6.0	11.00	0.10	45°	11.00	3	**R216.33-04050-AK11H**	☆	☆	6.00	5°	57.00
5.00	6.0	13.00	0.10	45°	13.00	3	**R216.33-05050-AK13H**	☆	☆	6.00	5°	57.00
6.00	6.0	13.00	0.10	45°	13.00	4	**R216.34-06050-AK13H**	☆	☆	6.00	5°	65.00
8.00	8.0	19.00	0.10	45°	19.00	4	**R216.34-08050-AK19H**	☆	☆	8.00	5°	80.00
10.00	10.0	22.00	0.10	45°	22.00	4	**R216.34-10050-AK22H**	☆	☆	10.00	5°	100.00
12.00	12.0	26.00	0.10	45°	26.00	4	**R216.34-12050-AK26H**	☆	☆	12.00	5°	100.00
14.00	14.0	26.00	0.15	45°	26.00	4	**R216.34-14050-AK26H**	☆	☆	14.00	5°	104.00
16.00	16.0	32.00	0.15	45°	32.00	4	**R216.34-16050-AK32H**	☆	☆	16.00	5°	115.00
20.00	20.0	38.00	0.15	45°	38.00	4	**R216.34-20050-AK38H**	☆	☆	20.00	5°	125.00

O5 J490 J508 Q1 Q35 Q24

Fresa de metal duro integral CoroMill® Plura para planeado en escuadra

Radio de punta recto, corte central. Dureza ≤ 63HRc

Fresas de ranurar universales para estabilidad y espacio para virutas

	RA216.2x..AK..H
CNSC	0
FHA	50°
BSG	COROMANT
TCDCON	h6

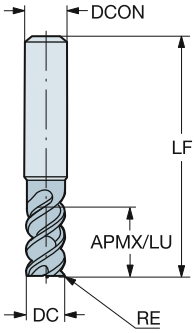

Versión en pulgadas

DC	CZC_{MS}	APMX	RE	LU	ZEFP	Código de pedido	P 1620	H 1620	Dimensiones, pulg. DCON	RMPX	LF
.187	1/4	.375	.016	.375	3	**RA216.23-1250AAK06H**	☆	☆	.250	5°	3.000
	1/4	.375	.031	.375	3	**RA216.23-1250BAK06H**	☆	☆	.250	5°	3.000
.250	1/4	.500	.016	.500	4	**RA216.24-1650AAK08H**	☆	☆	.250	5°	3.000
	1/4	.500	.031	.500	4	**RA216.24-1650BAK08H**	☆	☆	.250	5°	3.000
.313	3/8	.625	.016	.625	4	**RA216.24-2050AAK10H**	☆	☆	.375	5°	3.500
	3/8	.625	.031	.625	4	**RA216.24-2050BAK10H**	☆	☆	.375	5°	3.500
.375	3/8	.750	.016	.750	4	**RA216.24-2450AAK12H**	☆	☆	.375	5°	3.500
	3/8	.750	.031	.750	4	**RA216.24-2450BAK12H**	☆	☆	.375	5°	3.500
.500	1/2	1.000	.031	1.000	4	**RA216.24-3250BAK16H**	☆	☆	.500	5°	4.000
	1/2	1.000	.063	1.000	4	**RA216.24-3250DAK16H**	☆	☆	.500	5°	4.000
.625	5/8	1.250	.063	1.250	4	**RA216.24-4050DAK20H**	☆	☆	.625	5°	4.500
.750	3/4	1.500	.063	1.500	4	**RA216.24-4850DAK24H**	☆	☆	.750	5°	5.000

O5 J490 J508 Q1 Q35 Q24

Fresa de metal duro integral CoroMill® Plura para planeado en escuadra

Recta, corte central

Fresas de ranurado para fresado de aluminio

	2P120-NC
CNSC	0
FHA	25°
BSG	COROMANT
TCDCON	h6

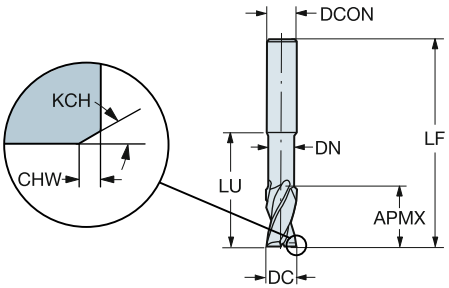

Versión métrica

DC	CZC_{MS}	APMX	CHW	KCH	LU	ZEFP	Código de pedido	N H10F	Dimensiones, mm DCON	RMPX	LF	DN
2.00	3.0	3.00			9.00	2	**2P120-0200-NC**	☆	3.00	15°	38.00	1.92
3.00	3.0	4.00			12.00	2	**2P120-0300-NC**	☆	3.00	15°	38.00	2.90
4.00	4.0	6.00			14.00	2	**2P120-0400-NC**	☆	4.00	15°	50.00	3.80
5.00	6.0	8.00			16.00	2	**2P120-0500-NC**	☆	6.00	15°	57.00	4.75
6.00	6.0	10.00			28.00	2	**2P120-0600-NC**	☆	6.00	15°	65.00	5.70
8.00	8.0	12.00			35.00	2	**2P120-0800-NC**	☆	8.00	15°	80.00	7.60
10.00	10.0	14.00	0.10	45°	45.00	2	**2P120-1000-NC**	☆	10.00	15°	90.00	9.50
12.00	12.0	16.00	0.10	45°	50.00	2	**2P120-1200-NC**	☆	12.00	15°	100.00	11.40
16.00	16.0	20.00	0.15	45°	63.00	2	**2P120-1600-NC**	☆	16.00	15°	115.00	15.20
20.00	20.0	20.00	0.15	45°	70.00	2	**2P120-2000-NC**	☆	20.00	15°	125.00	19.00

O5 J490 J508 Q1 Q35 Q23

Fresa de metal duro integral CoroMill® Plura para planeado en escuadra

Recta, corte central

Fresas de ranurado para fresado de aluminio

	2P121-NC
CNSC	0
FHA	25°
BSG	COROMANT
TCDCON	h6

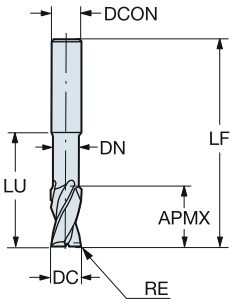

Versión métrica

DC	CZC_{MS}	APMX	RE	LU	ZEFP	Código de pedido	N H10F	Dimensiones, mm DCON	RMPX	LF	DN
2.00	3.0	3.00	0.15	5.00	2	**2P121-0200-NC**	☆	3.00	15°	38.00	1.80
3.00	3.0	4.50	0.15	9.00	2	**2P121-0300-NC**	☆	3.00	15°	38.00	2.70
4.00	4.0	6.00	0.15	12.00	2	**2P121-0400-NC**	☆	4.00	15°	50.00	3.70
5.00	5.0	7.50	0.15	15.00	2	**2P121-0500-NC**	☆	5.00	15°	50.00	4.70
6.00	6.0	9.00	0.15	18.00	2	**2P121-0600-NC**	☆	6.00	15°	57.00	5.70
7.00	7.0	10.00	0.15	21.00	2	**2P121-0700-NC**	☆	7.00	15°	60.00	6.70
8.00	8.0	12.00	0.15	24.00	2	**2P121-0800-NC**	☆	8.00	15°	63.00	7.70
10.00	10.0	15.00	0.15	30.00	2	**2P121-1000-NC**	☆	10.00	15°	72.00	9.70
12.00	12.0	18.00	0.15	36.00	2	**2P121-1200-NC**	☆	12.00	15°	83.00	11.70
14.00	14.0	21.00	0.15	42.00	2	**2P121-1400-NC**	☆	14.00	15°	83.00	13.70
16.00	16.0	24.00	0.15	48.00	2	**2P121-1600-NC**	☆	16.00	15°	92.00	15.70
20.00	20.0	30.00	0.15	60.00	2	**2P121-2000-NC**	☆	20.00	15°	104.00	19.70

O5 J490 J508 Q1 Q35 Q23

Fresa de metal duro integral CoroMill® Plura para planeado en escuadra

Recta, corte central

Fresas de ranurado para fresado de aluminio

	2P122-NC
CNSC	0
FHA	25°
BSG	COROMANT
TCDCON	h6

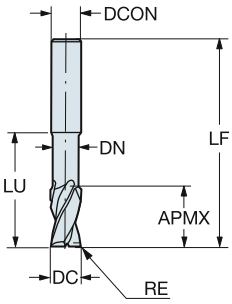

Versión métrica

DC	CZC_{MS}	APMX	RE	LU	ZEFP	Código de pedido	N H10F	Dimensiones, mm DCON	RMPX	LF	DN
2.00	3.0	3.00	0.15	8.00	2	**2P122-0200-NC**	☆	3.00	15°	50.00	1.80
3.00	3.0	4.50	0.15	12.00	2	**2P122-0300-NC**	☆	3.00	15°	50.00	2.70
4.00	4.0	6.00	0.15	16.00	2	**2P122-0400-NC**	☆	4.00	15°	60.00	3.70
5.00	5.0	7.50	0.15	20.00	2	**2P122-0500-NC**	☆	5.00	15°	60.00	4.60
6.00	6.0	9.00	0.15	24.00	2	**2P122-0600-NC**	☆	6.00	15°	65.00	5.50
8.00	8.0	12.00	0.15	32.00	2	**2P122-0800-NC**	☆	8.00	15°	80.00	7.40
10.00	10.0	15.00	0.15	40.00	2	**2P122-1000-NC**	☆	10.00	15°	89.00	9.20
12.00	12.0	18.00	0.15	48.00	2	**2P122-1200-NC**	☆	12.00	15°	100.00	11.00
14.00	14.0	21.00	0.15	56.00	2	**2P122-1400-NC**	☆	14.00	15°	105.00	13.00
16.00	16.0	24.00	0.15	64.00	2	**2P122-1600-NC**	☆	16.00	15°	120.00	15.00
20.00	20.0	30.00	0.15	80.00	2	**2P122-2000-NC**	☆	20.00	15°	150.00	19.00

O5 J490 J508 Q1 Q35 Q23

SANDVIK Coromant

Fresa de metal duro integral CoroMill® Plura para planeado en escuadra

Recta, corte central

Fresas de ranurado para fresado de aluminio

	2P123-NG
CNSC	0
FHA	25°
BSG	COROMANT
TCDCON	h6

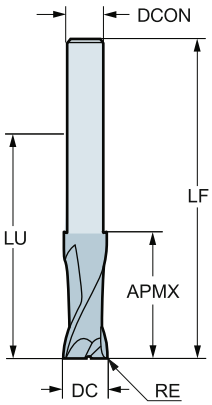

Versión métrica

DC	CZC_{MS}	APMX	RE	LU	ZEFP	Código de pedido	N H10F	Dimensiones, mm DCON	RMPX	LF
3.00	2.9	4.00	0.15	32.00	2	**2P123-0300-NG**	☆	2.90	15°	60.00
4.00	3.8	5.00	0.15	32.00	2	**2P123-0400-NG**	☆	3.80	15°	60.00
5.00	4.8	8.00	0.15	42.00	2	**2P123-0500-NG**	☆	4.80	15°	70.00
6.00	5.8	9.00	0.15	64.00	2	**2P123-0600-NG**	☆	5.80	15°	100.00
8.00	7.8	11.00	0.15	64.00	2	**2P123-0800-NG**	☆	7.80	15°	100.00
10.00	9.7	15.00	0.15	60.00	2	**2P123-1000-NG**	☆	9.70	15°	100.00
12.00	11.7	17.00	0.15	80.00	2	**2P123-1200-NG**	☆	11.70	15°	125.00
16.00	15.7	23.00	0.15	77.00	2	**2P123-1600-NG**	☆	15.70	15°	125.00
20.00	19.7	26.00	0.15	100.00	2	**2P123-2000-NG**	☆	19.70	15°	150.00

O5 J490 J508 Q1 Q35 Q23

Fresa de metal duro integral CoroMill® Plura para planeado en escuadra

Recta, corte central

Fresas de ranurado para fresado de aluminio

	2P160-NA
CNSC	0
FHA	25°
BSG	COROMANT
TCDCON	h6

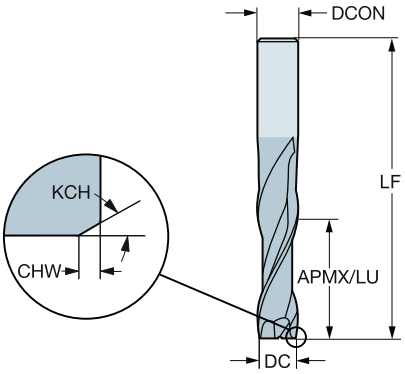

Versión métrica

DC	CZC_{MS}	APMX	CHW	KCH	LU	ZEFP	Código de pedido	N H10F	Dimensiones, mm DCON	RMPX	LF
2.00	3.0	8.00			8.00	2	**2P160-0200-NA**	☆	3.00	15°	38.00
3.00	3.0	12.00			12.00	2	**2P160-0300-NA**	☆	3.00	15°	38.00
4.00	4.0	14.00			14.00	2	**2P160-0400-NA**	☆	4.00	15°	50.00
5.00	6.0	16.00			16.00	2	**2P160-0500-NA**	☆	6.00	15°	57.00
6.00	6.0	22.00			22.00	2	**2P160-0600-NA**	☆	6.00	15°	65.00
8.00	8.0	28.00			28.00	2	**2P160-0800-NA**	☆	8.00	15°	80.00
10.00	10.0	32.00	0.10	45°	32.00	2	**2P160-1000-NA**	☆	10.00	15°	90.00
12.00	12.0	38.00	0.10	45°	38.00	2	**2P160-1200-NA**	☆	12.00	15°	100.00

O5 J490 J508 Q1 Q35 Q23

Fresa de metal duro integral CoroMill® Plura para planeado en escuadra

Recta, corte central

Fresas de ranurado para fresado de aluminio

	2P170-NA
CNSC	0
FHA	25°
BSG	COROMANT
TCDCON	h6

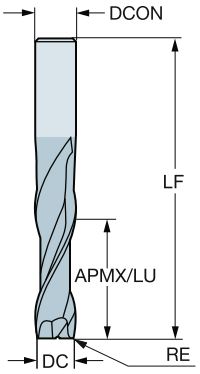

Versión métrica

DC	CZC_{MS}	APMX	RE	LU	ZEFP	Código de pedido	N H10F	Dimensiones, mm DCON	RMPX	LF
2.00	3.0	8.00	0.15	8.00	2	**2P170-0200-NA**	☆	3.00	15°	50.00
3.00	3.0	12.00	0.15	12.00	2	**2P170-0300-NA**	☆	3.00	15°	50.00
4.00	4.0	16.00	0.15	16.00	2	**2P170-0400-NA**	☆	4.00	15°	60.00
5.00	5.0	20.00	0.15	20.00	2	**2P170-0500-NA**	☆	5.00	15°	60.00
6.00	6.0	24.00	0.15	24.00	2	**2P170-0600-NA**	☆	6.00	15°	65.00
7.00	7.0	28.00	0.15	28.00	2	**2P170-0700-NA**	☆	7.00	15°	79.00
8.00	8.0	32.00	0.15	32.00	2	**2P170-0800-NA**	☆	8.00	15°	79.00
9.00	9.0	36.00	0.15	36.00	2	**2P170-0900-NA**	☆	9.00	15°	88.00
10.00	10.0	40.00	0.15	40.00	2	**2P170-1000-NA**	☆	10.00	15°	88.00
12.00	12.0	48.00	0.15	48.00	2	**2P170-1200-NA**	☆	12.00	15°	99.00
14.00	14.0	56.00	0.15	56.00	2	**2P170-1400-NA**	☆	14.00	15°	105.00
16.00	16.0	64.00	0.15	64.00	2	**2P170-1600-NA**	☆	16.00	15°	120.00
18.00	18.0	74.00	0.15	74.00	2	**2P170-1800-NA**	☆	18.00	15°	120.00
20.00	20.0	80.00	0.15	80.00	2	**2P170-2000-NA**	☆	20.00	15°	150.00

J490 O5 J508 Q1 Q35 Q23

Fresa de metal duro integral CoroMill® Plura para planeado en escuadra

Recta, corte central

Fresas de ranurado para fresado de aluminio

	2P232-NA
CNSC	0
FHA	30°
BSG	COROMANT
TCDCON	h6

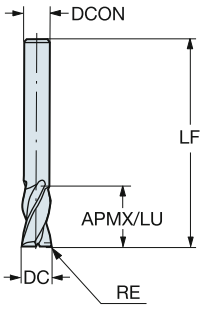

Versión métrica

DC	CZC_{MS}	APMX	RE	LU	ZEFP	Código de pedido	N H10F	Dimensiones, mm DCON	RMPX	LF
2.00	3.0	4.00	0.15	4.00	2	**2P232-0200-NA**	☆	3.00	15°	38.00
3.00	3.0	5.00	0.15	5.00	2	**2P232-0300-NA**	☆	3.00	15°	38.00
4.00	4.0	7.00	0.15	7.00	2	**2P232-0400-NA**	☆	4.00	15°	50.00
5.00	5.0	9.00	0.15	9.00	2	**2P232-0500-NA**	☆	5.00	15°	50.00
6.00	6.0	18.00	0.15	18.00	2	**2P232-0600-NA**	☆	6.00	15°	57.00
7.00	7.0	18.00	0.15	18.00	2	**2P232-0700-NA**	☆	7.00	15°	60.00
8.00	8.0	18.00	0.15	18.00	2	**2P232-0800-NA**	☆	8.00	15°	63.00
9.00	9.0	20.00	0.15	20.00	2	**2P232-0900-NA**	☆	9.00	15°	67.00
10.00	10.0	22.00	0.15	22.00	2	**2P232-1000-NA**	☆	10.00	15°	72.00
12.00	12.0	22.00	0.15	22.00	2	**2P232-1200-NA**	☆	12.00	15°	83.00
14.00	14.0	25.00	0.15	25.00	2	**2P232-1400-NA**	☆	14.00	15°	83.00
16.00	16.0	29.00	0.15	29.00	2	**2P232-1600-NA**	☆	16.00	15°	92.00
18.00	18.0	33.00	0.15	33.00	2	**2P232-1800-NA**	☆	18.00	15°	92.00
20.00	20.0	36.00	0.15	36.00	2	**2P232-2000-NA**	☆	20.00	15°	104.00

J490 O5 J508 Q1 Q35 Q23

Fresa de metal duro integral CoroMill® Plura para planeado en escuadra

Radio de punta recto, corte central

Fresas de ranurado para fresado de aluminio

	2S220-NC
CNSC	0
FHA	30°
BSG	COROMANT
TCDCON	h6

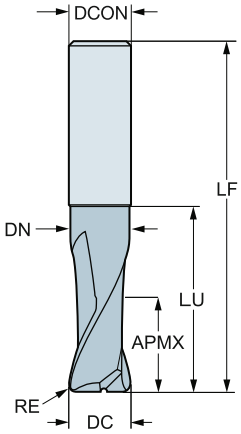

Versión métrica

DC	CZC_{MS}	APMX	RE	LU	ZEFP	Código de pedido	N H10F	Dimensiones, mm DCON	RMPX	LF	DN
3.00	3.0	4.50	0.20	8.00	2	**2S220-0300-020-NC**	☆	3.00	15°	38.00	2.70
4.00	4.0	6.00	0.30	11.00	2	**2S220-0400-030-NC**	☆	4.00	15°	50.00	3.70
5.00	5.0	7.50	0.50	14.00	2	**2S220-0500-050-NC**	☆	5.00	15°	50.00	4.70
6.00	6.0	9.00	1.00	17.00	2	**2S220-0600-100-NC**	☆	6.00	15°	57.00	5.70
8.00	8.0	12.00	1.00	23.00	2	**2S220-0800-100-NC**	☆	8.00	15°	63.00	7.70
10.00	10.0	15.00	1.50	29.00	2	**2S220-1000-150-NC**	☆	10.00	15°	72.00	9.70
12.00	12.0	18.00	1.50	35.00	2	**2S220-1200-150-NC**	☆	12.00	15°	83.00	11.70
16.00	16.0	24.00	2.00	47.00	2	**2S220-1600-200-NC**	☆	16.00	15°	92.00	15.70

O5 J490 J508 Q1 Q35 Q23

Fresa de metal duro integral CoroMill® Plura para planeado en escuadra

Radio de punta recto, corte central

Fresas de ranurado para fresado de aluminio

	2S221-NG
CNSC	0
FHA	30°
BSG	COROMANT
TCDCON	h6

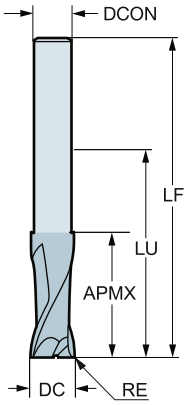

Versión métrica

DC	CZC_{MS}	APMX	RE	LU	ZEFP	Código de pedido	N H10F	Dimensiones, mm DCON	RMPX	LF
3.00	2.9	4.00	0.20	32.00	2	**2S221-0300-020-NG**	☆	2.90	15°	60.00
4.00	3.8	5.00	0.30	32.00	2	**2S221-0400-030-NG**	☆	3.80	15°	60.00
5.00	4.8	8.00	0.50	42.00	2	**2S221-0500-050-NG**	☆	4.80	15°	70.00
6.00	5.8	9.00	1.00	64.00	2	**2S221-0600-100-NG**	☆	5.80	15°	100.00
8.00	7.8	13.00	1.00	64.00	2	**2S221-0800-100-NG**	☆	7.80	15°	100.00
10.00	9.7	15.00	1.50	60.00	2	**2S221-1000-150-NG**	☆	9.70	15°	100.00
12.00	11.7	17.00	1.50	80.00	2	**2S221-1200-150-NG**	☆	11.70	15°	125.00
16.00	15.7	23.00	2.00	77.00	2	**2S221-1600-200-NG**	☆	15.70	15°	125.00
20.00	19.7	26.00	2.50	100.00	2	**2S221-2000-250-NG**	☆	19.70	15°	150.00

O5 J490 J508 Q1 Q35 Q23

Fresa de metal duro integral CoroMill® Plura para planeado en escuadra

Recta, corte central

Fresas de ranurado para fresado de aluminio

	2P230-NA
CNSC	0
FHA	30°
BSG	DIN 6527 L
TCDCON	h6



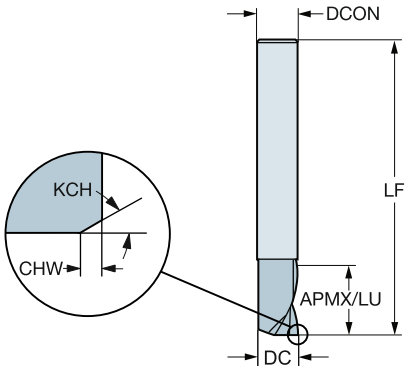

Versión métrica

DC	CZC_{MS}	APMX	CHW	KCH	LU	ZEFP	Código de pedido	N H10F	Dimensiones, mm DCON	RMPX	LF
3.00	6.0	7.00			7.00	1	**2P230-0300-NA**	☆	6.00	15°	57.00
4.00	6.0	8.00			8.00	1	**2P230-0400-NA**	☆	6.00	15°	57.00
5.00	6.0	10.00			10.00	1	**2P230-0500-NA**	☆	6.00	15°	57.00
6.00	6.0	10.00			10.00	1	**2P230-0600-NA**	☆	6.00	15°	57.00
8.00	8.0	16.00			16.00	1	**2P230-0800-NA**	☆	8.00	15°	63.00
10.00	10.0	19.00	0.10	45°	19.00	1	**2P230-1000-NA**	☆	10.00	15°	72.00

Fresa de metal duro integral CoroMill® Plura para planeado en escuadra

Recta, corte central

Fresas de ranurado para fresado de aluminio

	2P231-NA
CNSC	0
FHA	30°
BSG	DIN 6527 L
TCDCON	h6



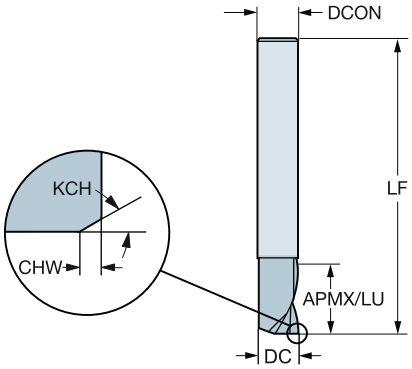

Versión métrica

DC	CZC_{MS}	APMX	CHW	KCH	LU	ZEFP	Código de pedido	N 1630	Dimensiones, mm DCON	RMPX	LF
3.00	6.0	7.00			7.00	1	**2P231-0300-NA**	☆	6.00	5°	57.00
4.00	6.0	8.00			8.00	1	**2P231-0400-NA**	☆	6.00	5°	57.00
5.00	6.0	10.00			10.00	1	**2P231-0500-NA**	☆	6.00	5°	57.00
6.00	6.0	10.00			10.00	1	**2P231-0600-NA**	☆	6.00	5°	57.00
8.00	8.0	16.00			16.00	1	**2P231-0800-NA**	☆	8.00	5°	63.00
10.00	10.0	19.00	0.10	45°	19.00	1	**2P231-1000-NA**	☆	10.00	5°	72.00

O5 J490 J508 Q1 Q35 Q23

Fresa de metal duro integral CoroMill® Plura para planeado en escuadra

Recta, corte central

Fresas de ranurado para fresado de aluminio

	2P210-NC (1)
CNSC	0
FHA	30°
BSG	COROMANT
TCDCON	h6

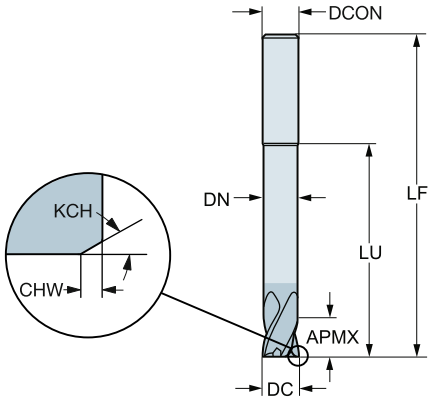

Versión métrica

DC	CZC_{MS}	APMX	CHW	KCH	LU	ZEFP	Código de pedido	N	O	Dimensiones, mm			
								N20C	N20C	DCON	RMPX	LF	DN
1.00	3.0	1.00			3.00	2	**2P210-0100-NC**	☆	☆	3.00	5°	50.00	
1.50	3.0	1.50			1.50	2	**2P210-0150-NC**	☆	☆	3.00	5°	50.00	
2.00	3.0	2.00			2.00	2	**2P210-0200-NC**	☆	☆	3.00	5°	50.00	
3.00	6.0	3.00			3.00	2	**2P210-0300-NC**	☆	☆	6.00	5°	80.00	
4.00	6.0	4.00			40.00	2	**2P210-0400-NC**	☆	☆	6.00	5°	100.00	3.80
5.00	6.0	5.00			50.00	2	**2P210-0500-NC**	☆	☆	6.00	5°	100.00	4.75
6.00	6.0	6.00			60.00	4	**2P210-0600-NC**	☆	☆	6.00	5°	100.00	5.70
8.00	8.0	8.00			80.00	4	**2P210-0800-NC**	☆	☆	8.00	5°	120.00	7.60
10.00	10.0	10.00	0.10	45°	100.00	4	**2P210-1000-NC**	☆	☆	10.00	5°	150.00	9.50
12.00	12.0	12.00	0.10	45°	100.00	4	**2P210-1200-NC**	☆	☆	12.00	5°	150.00	11.40
16.00	16.0	16.00	0.15	45°	100.00	4	**2P210-1600-NC**	☆	☆	16.00	5°	150.00	15.20

O5 J490 J508 Q1 Q35 Q23

Fresa de metal duro integral CoroMill® Plura para planeado en escuadra

Radio de punta recto, corte central. Dureza 43≤HRc≤63

Fresas de ranurado para desbaste a semiacabado de acero templado



	R216.22..AI..G
CNSC	0
FHA	30°
BSG	COROMANT
TCDCON	h6

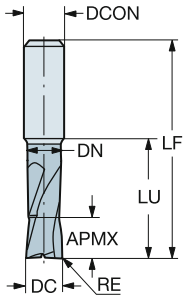

Versión métrica

DC	CZC_{MS}	APMX	RE	LU	ZEFP	Código de pedido	P 1610	H 1610	Dimensiones, mm DCON	RMPX	LF	DN
2.00	6.0	2.00	0.20	2.00	2	**R216.22-02030AAI20G**	☆	☆	6.00	3°	57.00	
3.00	6.0	3.00	0.50	3.00	2	**R216.22-03030BAI03G**	☆	☆	6.00	3°	57.00	
4.00	6.0	4.00	0.50	4.00	2	**R216.22-04030BAI04G**	☆	☆	6.00	3°	57.00	
5.00	6.0	5.00	0.50	20.00	2	**R216.22-05030BAI05G**	☆	☆	6.00	3°	57.00	4.90
6.00	6.0	6.00	1.00	21.00	2	**R216.22-06030CAI06G**	☆	☆	6.00	3°	63.00	5.70
8.00	8.0	8.00	1.00	27.00	2	**R216.22-08030CAI08G**	☆	☆	8.00	3°	72.00	7.70
10.00	10.0	10.00	1.50	32.00	2	**R216.22-10030DAI10G**	☆	☆	10.00	3°	83.00	9.70
12.00	12.0	12.00	1.50	36.00	2	**R216.22-12030DAI12G**	☆	☆	12.00	3°	83.00	11.80

O5 J490 J508 Q1 Q35 Q24

Fresa de metal duro integral CoroMill® Plura para planeado en escuadra

Radio de punta recto, corte central. Dureza 43≤HRc≤63

Fresas de ranurado para desbaste a semiacabado de acero templado

	R216.24..AI..G
CNSC	0
FHA	30°
BSG	COROMANT
TCDCON	h6



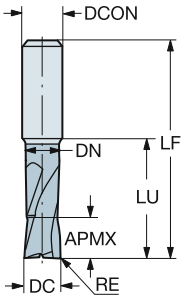

Versión métrica

DC	CZC_{MS}	APMX	RE	LU	ZEFP	Código de pedido	P 1610	H 1610	Dimensiones, mm DCON	RMPX	LF	DN
6.00	6.0	6.00	1.00	21.00	4	**R216.24-06030CAI06G**	☆	☆	6.00	2°	57.00	5.70
8.00	8.0	8.00	1.00	27.00	4	**R216.24-08030CAI08G**	☆	☆	8.00	2°	63.00	7.70
10.00	10.0	10.00	1.50	32.00	4	**R216.24-10030DAI10G**	☆	☆	10.00	2°	72.00	9.70
12.00	12.0	12.00	1.50	36.00	4	**R216.24-12030DAI12G**	☆	☆	12.00	2°	83.00	11.80
16.00	16.0	16.00	2.00	42.00	4	**R216.24-16030EAI16G**	☆	☆	16.00	2°	92.00	15.80

O5 J490 J508 Q1 Q35 Q24

Fresa de metal duro integral CoroMill® Plura para planeado en escuadra

Radio de punta recto, corte central. Dureza 43≤HRc≤63

Fresas de ranurado para desbaste a semiacabado de acero templado

	R216.2x..AJ..G
CNSC	0
FHA	30°
BSG	COROMANT
TCDCON	h6

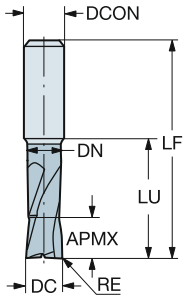

Versión métrica

DC	CZC_{MS}	APMX	RE	LU	ZEFP	Código de pedido	P 1610	H 1610	Dimensiones, mm DCON	RMPX	LF	DN
2.00	6.0	2.00	0.20	20.00	2	**R216.22-02030AAJ20G**	☆	☆	6.00	5°	72.00	1.92
3.00	6.0	3.00	0.30	20.00	2	**R216.22-03030AAJ03G**	☆	☆	6.00	5°	72.00	2.90
4.00	6.0	4.00	0.40	40.00	4	**R216.24-04030AAJ04G**	☆	☆	6.00	5°	72.00	3.80
5.00	6.0	5.00	0.50	20.00	4	**R216.24-05030BAJ05G**	☆	☆	6.00	5°	72.00	4.75
6.00	6.0	6.00	0.50	24.00	4	**R216.24-06030BAJ06G**	☆	☆	6.00	5°	72.00	5.70
8.00	8.0	8.00	0.50	29.00	4	**R216.24-08030BAJ08G**	☆	☆	8.00	5°	80.00	7.85
	8.0	8.00	1.00	29.00	4	**R216.24-08030CAJ08G**	☆	☆	8.00	5°	80.00	7.85
	8.0	8.00	1.50	29.00	4	**R216.24-08030DAJ08G**	☆	☆	8.00	5°	80.00	7.85
10.00	10.0	10.00	0.50	35.00	4	**R216.24-10030BAJ10G**	☆	☆	10.00	5°	100.00	9.85
	10.0	10.00	1.00	35.00	4	**R216.24-10030CAJ10G**	☆	☆	10.00	5°	100.00	9.85
12.00	12.0	12.00	0.50	36.00	4	**R216.24-12030BAJ12G**	☆	☆	12.00	5°	100.00	11.80
	12.0	12.00	1.00	36.00	4	**R216.24-12030CAJ12G**	☆	☆	12.00	5°	100.00	11.80
	12.0	12.00	2.00	36.00	4	**R216.24-12030EAJ12G**	☆	☆	12.00	5°	100.00	11.80

O5 J490 J508 Q1 Q35 Q24

SANDVIK Coromant

Fresa de metal duro integral CoroMill® Plura para planeado en escuadra

Radio de punta recto, corte central. Dureza 43≤HRc≤63

Fresas de ranurado para desbaste a semiacabado de acero templado

	RA216.2x..AK..G
CNSC	0
FHA	30°
BSG	COROMANT
TCDCON	h6

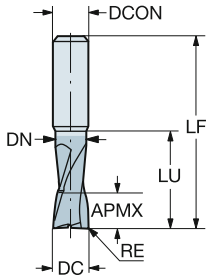

Versión en pulgadas

DC	CZC_{MS}	APMX	RE	LU	ZEFP	Código de pedido	P 1610	H 1610	Dimensiones, pulg. DCON	RMPX	LF	DN
.125	1/4	.125	.031	.750	4	**RA216.24-0830BAK02G**	☆	☆	.250	5°	3.000	.121
.156	1/4	.156	.031	.750	4	**RA216.24-1030BAK02G**	☆	☆	.250	5°	3.000	.137
.188	1/4	.188	.063	.750	4	**RA216.24-1230DAK03G**	☆	☆	.250	5°	3.000	.183
.250	1/4	.250	.063	1.000	4	**RA216.24-1630DAK04G**	☆	☆	.250	5°	3.000	.246
.375	3/8	.375	.063	1.250	4	**RA216.24-2430DAK06G**	☆	☆	.375	5°	3.500	.369
	3/8	.375	.125	1.250	4	**RA216.24-2430HAK06G**	☆	☆	.375	5°	3.500	.369
.500	1/2	.500	.125	1.500	4	**RA216.24-3230HAK08G**	☆	☆	.500	5°	4.000	.492

O5 J490 J508 Q1 Q35 Q24

Fresa de metal duro integral CoroMill® Plura para planeado en escuadra

Radio de punta recto, corte central. Dureza 43≤HRc≤63

Fresas de ranurado para desbaste a semiacabado de acero templado



	R216.2x..AP..G
CNSC	0
FHA	30°
BSG	COROMANT
TCDCON	h6

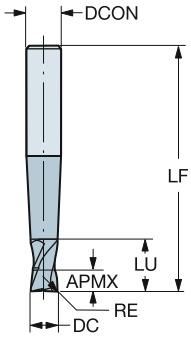

Versión métrica

DC	CZC_{MS}	APMX	RE	LU	ZEFP	Código de pedido	P 1610	H 1610	Dimensiones, mm DCON	RMPX	LF
3.00	6.0	3.00	0.50	3.00	2	**R216.22-03030BAP03G**	☆	☆	6.00	5°	80.00
4.00	6.0	4.00	0.50	4.00	2	**R216.22-04030BAP04G**	☆	☆	6.00	5°	90.00
6.00	8.0	6.00	0.50	6.00	2	**R216.22-06030BAP06G**	☆	☆	8.00	5°	100.00
	8.0	6.00	1.00	53.00	4	**R216.24-06030CAP06G**	☆	☆	8.00	5°	100.00
8.00	10.0	8.00	1.00	53.00	4	**R216.24-08030CAP08G**	☆	☆	10.00	5°	100.00
10.00	12.0	10.00	1.00	67.00	4	**R216.24-10030CAP10G**	☆	☆	12.00	5°	125.00
	12.0	10.00	3.00	67.00	4	**R216.24-10030GAP10G**	☆	☆	12.00	5°	125.00
12.00	14.0	12.00	1.00	12.00	4	**R216.24-12030CAP12G**	☆	☆	14.00	5°	140.00
	14.0	12.00	3.00	12.00	4	**R216.24-12030GAP12G**	☆	☆	14.00	5°	140.00
16.00	16.0	16.00	1.00	16.00	4	**R216.24-16030CAP16G**	☆	☆	16.00	5°	150.00
	16.0	16.00	3.00	16.00	4	**R216.24-16030GAP16G**	☆	☆	16.00	5°	150.00

O5 J490 J508 Q1 Q35 Q24

Fresa de metal duro integral CoroMill® Plura para planeado en escuadra

Recta, corte central

Fresas de ranurar para fresado de composites

	2P460-NA
CNSC	0
FHA	30°
BSG	COROMANT
TCDCON	h6

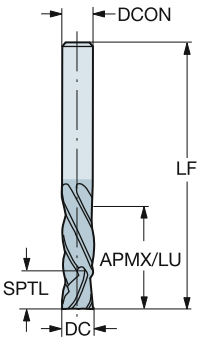

Versión métrica

DC	CZC_{MS}	APMX	LU	ZEFP	Código de pedido	O 1630	Dimensiones, mm DCON	RMPX	LF	SPTL
6.00	6.0	26.00	26.00	6	**2P460-0600-NA**	☆	6.00	0°	76.00	6.0
8.00	8.0	26.00	26.00	6	**2P460-0800-NA**	☆	8.00	0°	76.00	8.0
10.00	10.0	30.00	30.00	6	**2P460-1000-NA**	☆	10.00	0°	76.00	10.0
12.00	12.0	38.00	38.00	6	**2P460-1200-NA**	☆	12.00	0°	100.00	12.0
16.00	16.0	38.00	38.00	6	**2P460-1600-NA**	☆	16.00	0°	100.00	16.0

Versión en pulgadas

DC	CZC_{MS}	APMX	LU	ZEFP	Código de pedido	O 1630	Dimensiones, pulg. DCON	RMPX	LF	SPTL
.250	1/4	1.000	1.000	6	**2P460-0635-NA**	☆	.250	0°	3.000	.250
.313	5/16	1.000	1.000	6	**2P460-0794-NA**	☆	.313	0°	3.000	.313
.375	3/8	1.250	1.250	6	**2P460-0952-NA**	☆	.375	0°	3.000	.375
.500	1/2	1.500	1.500	6	**2P460-1270-NA**	☆	.500	0°	4.000	.500
.625	5/8	1.500	1.500	6	**2P460-1588-NA**	☆	.625	0°	4.000	.625

O5 J490 J508 Q1 Q35 Q23

Fresa de metal duro integral CoroMill® Plura para planeado en escuadra

Recta, sin corte central

Fresas de ranurar para fresado de composites

	2N012-COA
CNSC	1
FHA	3°
BSG	COROMANT
TCDCON	h6

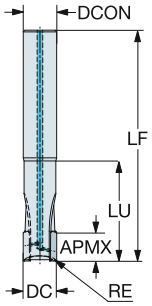

Versión métrica

DC	CZC_{MS}	APMX	RE	LU	ZEFP	Código de pedido	O CD15	Dimensiones, mm DCON	RMPX	LF	CP Bar
6.00	6.0	6.00	0.20	16.00	2	**2N012-0600-COA**	☆	6.00	5°	57.00	80
8.00	8.0	8.00	0.20	26.00	2	**2N012-0800-COA**	☆	8.00	5°	63.00	80
10.00	10.0	10.00	0.20	33.00	2	**2N012-1000-COA**	☆	10.00	5°	72.00	80
12.00	12.0	10.00	0.20	36.00	2	**2N012-1200-COA**	☆	12.00	5°	83.00	80
16.00	16.0	10.00	0.20	45.00	2	**2N012-1600-COA**	☆	16.00	5°	92.00	80

Versión en pulgadas

DC	CZC_{MS}	APMX	RE	LU	ZEFP	Código de pedido	O CD15	Dimensiones, pulg. DCON	RMPX	LF	CP PSI
.250	1/4	.236	.008	.630	2	**2N012-0635-COA**	☆	.250	5°	2.244	1160
.375	3/8	.394	.008	1.299	2	**2N012-0953-COA**	☆	.375	5°	2.835	1160
.500	1/2	.394	.008	1.417	2	**2N012-1270-COA**	☆	.500	5°	3.268	1160
.625	5/8	.394	.008	1.772	2	**2N012-1588-COA**	☆	.625	5°	3.622	1160

O5 J490 Q1 Q35 Q23

Fresa de metal duro integral CoroMill® Plura para planeado en escuadra

Recta, corte central

Fresas de ranurar con perfil rompevirutas

	R216.3x..30-BS..K
CNSC	0
FHA	30°
BSG	DIN 6527 K
TCDCON	h6

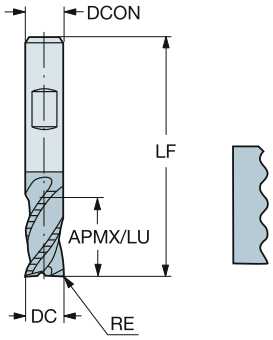

Versión métrica

DC	CZC_{MS}	APMX	RE	LU	ZEFP	Código de pedido	P 1640	M 1640	K 1640	Dimensiones, mm DCON	RMPX	LF
6.00	6.0	7.00	0.35	7.00	3	**R216.33-06030-BS07K**	☆	☆	☆	6.00	5°	54.00
8.00	8.0	9.00	0.40	9.00	3	**R216.33-08030-BS09K**	☆	☆	☆	8.00	5°	58.00
10.00	10.0	11.00	0.40	11.00	3	**R216.33-10030-BS11K**	☆	☆	☆	10.00	5°	66.00
12.00	12.0	12.00	0.40	12.00	3	**R216.33-12030-BS12K**	☆	☆	☆	12.00	5°	73.00
14.00	14.0	14.00	0.40	14.00	3	**R216.33-14030-BS14K**	☆	☆	☆	14.00	5°	75.00
16.00	16.0	16.00	0.40	16.00	3	**R216.33-16030-BS16K**	☆	☆	☆	16.00	5°	82.00
20.00	20.0	20.00	0.40	20.00	3	**R216.33-20030-BS20K**	☆	☆	☆	20.00	5°	92.00

O5 J490 J508 Q1 Q35 Q24

Fresa de metal duro integral CoroMill® Plura para planeado en escuadra

Recta, corte central

Fresas de ranurar con perfil rompevirutas

	R216.3x..40-BC..K
CNSC	0
FHA	40°
BSG	DIN 6527 L
TCDCON	h6

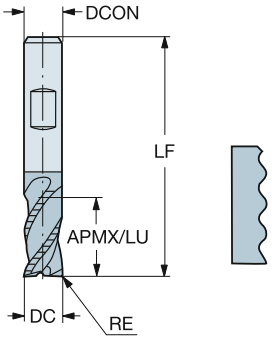

Versión métrica

DC	CZC_{MS}	APMX	RE	LU	ZEFP	Código de pedido	P 1640	M 1640	K 1640	Dimensiones, mm DCON	RMPX	LF
6.00	6.0	13.00	0.35	13.00	4	**R216.34-06040-BC13K**	☆	☆	☆	6.00	5°	57.00
8.00	8.0	19.00	0.35	19.00	4	**R216.34-08040-BC19K**	☆	☆	☆	8.00	5°	63.00
10.00	10.0	22.00	0.40	22.00	4	**R216.34-10040-BC22K**	☆	☆	☆	10.00	5°	72.00
12.00	12.0	26.00	0.40	26.00	4	**R216.34-12040-BC26K**	☆	☆	☆	12.00	5°	83.00
14.00	14.0	26.00	0.40	26.00	4	**R216.34-14040-BC26K**	☆	☆	☆	14.00	5°	83.00
16.00	16.0	32.00	0.40	32.00	4	**R216.34-16040-BC32K**	☆	☆	☆	16.00	5°	92.00
18.00	18.0	32.00	0.40	32.00	4	**R216.34-18040-BC32K**	☆	☆	☆	18.00	5°	92.00
20.00	20.0	38.00	0.40	38.00	4	**R216.34-20040-BC38K**	☆	☆	☆	20.00	5°	104.00

O5 J490 J508 Q1 Q35 Q24

SANDVIK Coromant

Fresa de metal duro integral CoroMill® Plura para planeado en escuadra

Recta, sin corte central

Fresas de ranurar con perfil rompevirutas



	R216.3xC..40-DS..K
CNSC	1
FHA	40°
BSG	DIN 6527 K
TCDCON	h6

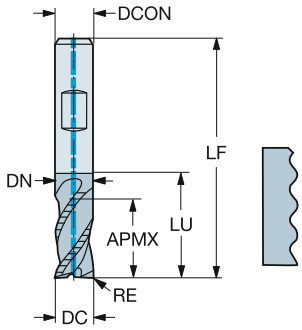

Versión métrica

DC	CZC_{MS}	APMX	RE	LU	ZEFP	Código de pedido	P 1640	M 1640	K 1640	S 1640	Dimensiones, mm DCON	RMPX	LF	DN	CP Bar
6.00	6.0	7.00	0.35	16.00	4	**R215.34C06040-DS07K**	☆	☆	☆	☆	6.00	5°	54.00	5.50	20
8.00	8.0	9.00	0.40	20.00	4	**R215.34C08040-DS09K**	☆	☆	☆	☆	8.00	5°	58.00	7.50	20
10.00	10.0	11.00	0.40	24.00	4	**R215.34C10040-DS11K**	☆	☆	☆	☆	10.00	5°	66.00	9.50	20
12.00	12.0	12.00	0.40	26.00	4	**R215.34C12040-DS12K**	☆	☆	☆	☆	12.00	5°	73.00	11.40	20
16.00	16.0	16.00	0.40	32.00	4	**R215.34C16040-DS16K**	☆	☆	☆	☆	16.00	5°	82.00	15.20	20
20.00	20.0	20.00	0.40	40.00	4	**R215.34C20040-DS20K**	☆	☆	☆	☆	20.00	5°	92.00	19.00	20

O5 J490 J508 Q1 Q35 Q24

Fresa de metal duro integral CoroMill® Plura para planeado en escuadra

Recta, sin corte central

Fresas de ranurar con perfil rompevirutas

	R216.3xC..40-DC..K
CNSC	1
FHA	40°
BSG	DIN 6527 L
TCDCON	h6

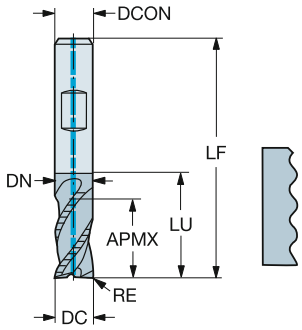

Versión métrica

DC	CZC_{MS}	APMX	RE	LU	ZEFP	Código de pedido	P 1640	M 1640	K 1640	S 1640	Dimensiones, mm DCON	RMPX	LF	DN	CP Bar
6.00	6.0	13.00	0.35	19.00	4	**R215.34C06040-DC13K**	☆	☆	☆	☆	6.00	5°	57.00	5.50	20
8.00	8.0	19.00	0.40	25.00	4	**R215.34C08040-DC19K**	☆	☆	☆	☆	8.00	5°	63.00	7.50	20
10.00	10.0	22.00	0.40	30.00	4	**R215.34C10040-DC22K**	☆	☆	☆	☆	10.00	5°	72.00	9.50	20
12.00	12.0	26.00	0.40	36.00	4	**R215.34C12040-DC26K**	☆	☆	☆	☆	12.00	5°	83.00	11.40	20
16.00	16.0	32.00	0.40	42.00	4	**R215.34C16040-DC32K**	☆	☆	☆	☆	16.00	5°	92.00	15.20	20
18.00	18.0	32.00	0.40	42.00	4	**R215.34C18040-DC32K**	☆	☆	☆	☆	18.00	5°	92.00	17.10	20
20.00	20.0	38.00	0.40	52.00	4	**R215.34C20040-DC38K**	☆	☆	☆	☆	20.00	5°	104.00	19.00	20

O5 J490 J508 Q1 Q35 Q24

Fresa de metal duro integral CoroMill® Plura para planeado en escuadra

Radio de punta recto, corte central

Fresas de ranurar con perfil rompevirutas

	R216.3x..CC/K..K
CNSC	0
FHA	45°
BSG	DIN 6527 L
TCDCON	h6

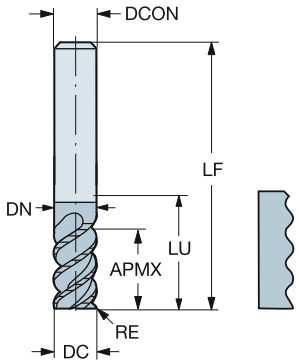

Versión métrica

DC	CZC_{MS}	APMX	RE	LU	ZEFP	Código de pedido	P 1640	M 1640	K 1640	S 1640	Dimensiones, mm DCON	RMPX	LF	DN
16.00	16.0	32.00	4.00	44.00	6	**R216.36-16045ICC32K**	☆	☆	☆	☆	16.00	5°	92.00	15.20
	16.0	32.00	4.00	64.00	6	**R216.36-16045ICK32K**	☆	☆	☆	☆	16.00	5°	112.00	15.20
20.00	20.0	38.00	4.00	54.00	6	**R216.36-20045ICC38K**	☆	☆	☆	☆	20.00	5°	104.00	19.00
	20.0	38.00	4.00	80.00	6	**R216.36-20045ICK38K**	☆	☆	☆	☆	20.00	5°	130.00	19.00
25.00	25.0	45.00	4.00	100.00	8	**R216.38-25045ICK45K**	☆	☆	☆	☆	25.00	5°	156.00	23.75
	25.0	45.00	4.00	65.00	8	**R216.38-25045ICC45K**	☆	☆	☆	☆	25.00	5°	121.00	23.75

O5 J490 J508 Q1 Q35 Q24

Fresa de metal duro integral CoroMill® Plura para planeado en escuadra

Radio de punta recto, sin corte central

Fresas de ranurar con perfil rompevirutas

	R216.3x..YC..K
CNSC	0
FHA	45°
BSG	DIN 6527 L
TCDCON	h6

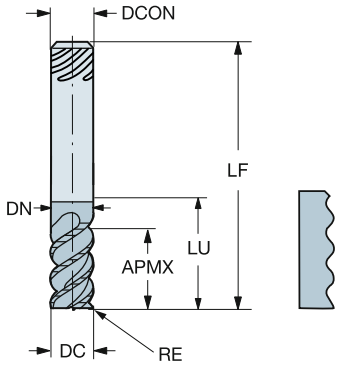

Versión métrica

DC	CZC_{MS}	APMX	RE	LU	ZEFP	Código de pedido	P 1640	M 1640	K 1640	S 1640	Dimensiones, mm DCON	RMPX	LF	DN
16.00	16.0	32.00	4.00	64.00	6	**R216.36-16045IYK32K**	☆	☆	☆	☆	16.00	5°	112.00	15.20
	16.0	32.00	4.00	42.00	6	**R216.36-16045IYC32K**	☆	☆	☆	☆	16.00	5°	92.00	15.20
20.00	20.0	38.00	4.00	80.00	6	**R216.36-20045IYK38K**	☆	☆	☆	☆	20.00	5°	130.00	19.00
	20.0	38.00	4.00	52.00	6	**R216.36-20045IYC38K**	☆	☆	☆	☆	20.00	5°	104.00	19.00
25.00	25.0	45.00	4.00	63.00	8	**R216.38-25045IYC45K**	☆	☆	☆	☆	25.00	5°	121.00	24.00
	25.0	45.00	4.00	100.00	8	**R216.38-25045IYK45K**	☆	☆	☆	☆	25.00	5°	156.00	24.00

O5 J490 J508 Q1 Q35 Q24

Fresa de metal duro integral CoroMill® Plura para planeado en escuadra

Recta, corte central

Fresas de ranurar con perfil rompevirutas

	R216.3x..45-BC..K
CNSC	0
FHA	45°
BSG	DIN 6527 L
TCDCON	h6

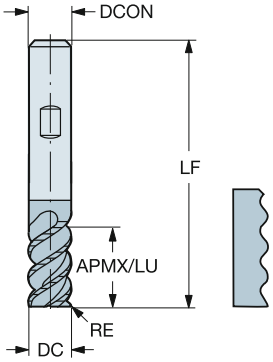

Versión métrica

DC	CZC_{MS}	APMX	RE	LU	ZEFP	Código de pedido	P 1640	M 1640	K 1640	S 1640	Dimensiones, mm DCON	RMPX	LF
12.00	12.0	26.00	0.40	26.00	5	**R216.35-12045-BC28K**	☆	☆	☆	☆	12.00	5°	83.00
16.00	16.0	32.00	0.40	32.00	6	**R216.36-16045-BC32K**	☆	☆	☆	☆	16.00	5°	92.00
20.00	20.0	38.00	0.40	38.00	6	**R216.36-20045-BC38K**	☆	☆	☆	☆	20.00	5°	104.00
25.00	25.0	45.00	0.40	45.00	8	**R216.38-25045-BC45K**	☆	☆	☆	☆	25.00	5°	121.00

O5 J490 J508 Q1 Q35 Q24

Fresa de metal duro integral CoroMill® Plura para planeado en escuadra

Recta, corte central

Fresas de ranurar con perfil rompevirutas

	R216.3x..30-BC..B
CNSC	0
FHA	30°
BSG	DIN 6527 L
TCDCON	h6

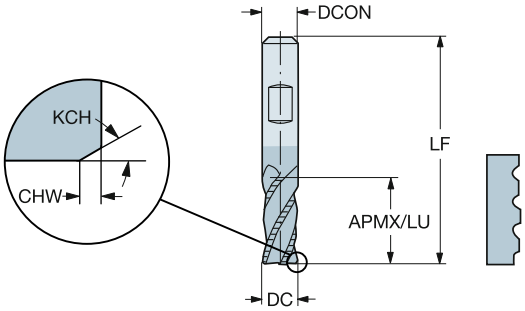

Versión métrica

DC	CZC_{MS}	APMX	CHW	KCH	LU	ZEFP	Código de pedido	M 1620	S 1620	Dimensiones, mm DCON	RMPX	LF
6.00	6.0	13.00			13.00	4	**R216.34-06030-BC13B**	☆	☆	6.00	5°	57.00
8.00	8.0	19.00			19.00	4	**R216.34-08030-BC19B**	☆	☆	8.00	5°	63.00
10.00	10.0	22.00	0.10	45°	22.00	4	**R216.34-10030-BC22B**	☆	☆	10.00	5°	72.00
12.00	12.0	26.00	0.10	45°	26.00	4	**R216.34-12030-BC26B**	☆	☆	12.00	5°	83.00
14.00	14.0	26.00	0.15	45°	26.00	4	**R216.34-14030-BC26B**	☆	☆	14.00	5°	83.00
16.00	16.0	32.00	0.15	45°	32.00	4	**R216.34-16030-BC32B**	☆	☆	16.00	5°	92.00
18.00	18.0	32.00	0.15	45°	32.00	4	**R216.34-18030-BC32B**	☆	☆	18.00	5°	92.00
20.00	20.0	38.00	0.15	45°	38.00	4	**R216.34-20030-BC38B**	☆	☆	20.00	5°	104.00
25.00	25.0	45.00	0.15	45°	45.00	5	**R216.35-25030-BC45B**	☆	☆	25.00	5°	121.00

O5 J490 J508 Q1 Q35 Q24

Fresa de metal duro integral CoroMill® Plura para planeado en escuadra

Recta, corte central

Fresas de ranurar con perfil rompevirutas

	R216.3x..40-AC..U
CNSC	0
FHA	40°
BSG	DIN 6527 L
TCDCON	h6

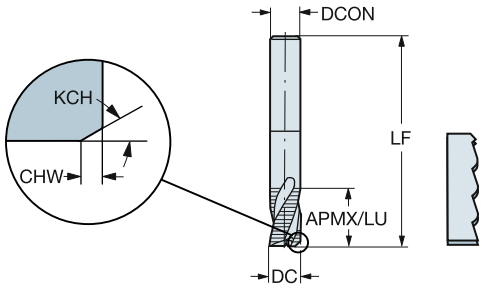

Versión métrica

DC	CZC_{MS}	APMX	CHW	KCH	LU	ZEFP	Código de pedido	N H10F	Dimensiones, mm DCON	RMPX	LF
6.00	6.0	13.00	0.45	35°	13.00	3	**R216.33-06040-AC13U**	☆	6.00	15°	57.00
8.00	8.0	19.00	0.45	35°	19.00	3	**R216.33-08040-AC19U**	☆	8.00	15°	63.00
10.00	10.0	22.00	0.58	35°	22.00	3	**R216.33-10040-AC22U**	☆	10.00	15°	72.00
12.00	12.0	26.00	0.58	35°	26.00	3	**R216.33-12040-AC26U**	☆	12.00	15°	83.00
14.00	14.0	26.00	0.70	35°	26.00	3	**R216.33-14040-AC26U**	☆	14.00	15°	83.00
16.00	16.0	32.00	0.70	35°	32.00	3	**R216.33-16040-AC32U**	☆	16.00	15°	92.00
18.00	18.0	32.00	0.70	35°	32.00	3	**R216.33-18040-AC32U**	☆	18.00	15°	92.00
20.00	20.0	38.00	0.70	35°	38.00	3	**R216.33-20040-AC38U**	☆	20.00	15°	104.00

O5 J490 J508 Q1 Q35 Q24

Fresa de metal duro integral CoroMill® Plura para planeado en escuadra

Recta, corte central

Fresas de ranurar con perfil rompevirutas

	R216.3x..40-AJ..U
CNSC	0
FHA	40°
BSG	COROMANT
TCDCON	h5

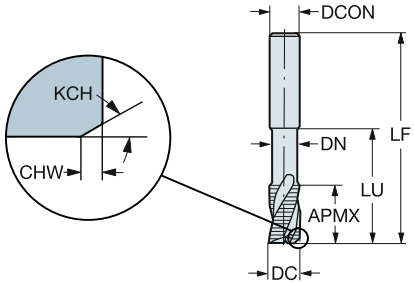

Versión métrica

DC	CZC_{MS}	APMX	CHW	KCH	LU	ZEFP	Código de pedido	N H10F	Dimensiones, mm DCON	RMPX	LF	DN
6.00	8.0	10.00	0.45	35°	24.00	3	**R216.33-06040-AJ10U**	☆	8.00	15°	63.00	5.50
8.00	10.0	12.00	0.45	35°	29.00	3	**R216.33-08040-AJ12U**	☆	10.00	15°	72.00	7.50
10.00	12.0	14.00	0.58	35°	35.00	3	**R216.33-10040-AJ14U**	☆	12.00	15°	83.00	9.50
12.00	12.0	16.00	0.58	35°	50.00	3	**R216.33-12040-AJ16U**	☆	12.00	15°	100.00	11.40
16.00	16.0	20.00	0.70	35°	63.00	3	**R216.33-16040-AJ20U**	☆	16.00	15°	115.00	15.20
20.00	20.0	20.00	0.70	35°	70.00	3	**R216.33-20040-AJ20U**	☆	20.00	15°	125.00	19.00
25.00	25.0	25.00	0.90	35°	75.00	3	**R216.33-25040-AJ25U**	☆	25.00	15°	135.00	23.75

O5 J490 J508 Q1 Q35 Q24

Fresa de metal duro integral CoroMill® Plura para planeado en escuadra

Recta, sin corte central. Dureza ≤ 48HRc

Fresas de ranurar para acabado a súper-acabado

	R215.3x..50-AC..L
CNSC	0
FHA	50°
BSG	DIN 6527 L
TCDCON	h6

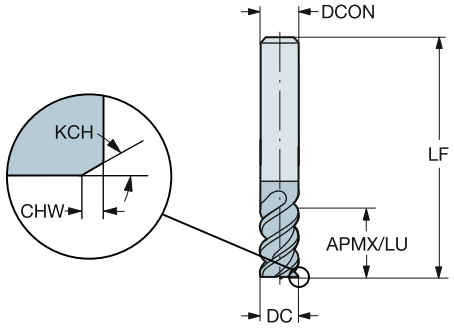

Versión métrica

DC	CZC_{MS}	APMX	CHW	KCH	LU	ZEFP	Código de pedido	P 1620	M 1620	K 1620	S 1620	Dimensiones, mm DCON	RMPX	LF
3.00	6.0	8.00	0.10	45°	8.00	4	**R215.34-03050-AC08L**	☆	☆	☆	☆	6.00	5°	57.00
4.00	6.0	11.00	0.10	45°	11.00	4	**R215.34-04050-AC11L**	☆	☆	☆	☆	6.00	5°	57.00
5.00	6.0	13.00	0.10	45°	13.00	5	**R215.35-05050-AC13L**	☆	☆	☆	☆	6.00	5°	57.00
6.00	6.0	13.00	0.10	45°	13.00	6	**R215.36-06050-AC13L**	☆	☆	☆	☆	6.00	5°	57.00
8.00	8.0	19.00	0.10	45°	19.00	6	**R215.36-08050-AC19L**	☆	☆	☆	☆	8.00	5°	63.00
10.00	10.0	22.00	0.10	45°	22.00	6	**R215.36-10050-AC22L**	☆	☆	☆	☆	10.00	5°	72.00
12.00	12.0	26.00	0.10	45°	26.00	6	**R215.36-12050-AC26L**	☆	☆	☆	☆	12.00	5°	83.00
16.00	16.0	32.00	0.15	45°	32.00	6	**R215.36-16050-AC32L**	☆	☆	☆	☆	16.00	5°	92.00
20.00	20.0	38.00	0.15	45°	38.00	8	**R215.38-20050-AC38L**	☆	☆	☆	☆	20.00	5°	104.00

O5 J490 J508 Q1 Q35 Q24

Fresa de metal duro integral CoroMill® Plura para planeado en escuadra

Recta, sin corte central. Dureza ≤ 48HRc

Fresas de ranurar para acabado a súper-acabado

	R216.3x..60-AC..L
CNSC	0
FHA	60°
BSG	DIN 6527 L
TCDCON	h6

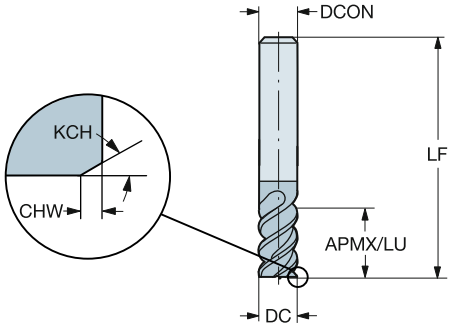

Versión métrica

DC	CZC_{MS}	APMX	CHW	KCH	LU	ZEFP	Código de pedido	P 1620	M 1620	K 1620	S 1620	Dimensiones, mm DCON	RMPX	LF
6.00	6.0	13.00	0.10	45°	13.00	6	**R215.36-06060-AC13L**	☆	☆	☆	☆	6.00	5°	57.00
8.00	8.0	19.00	0.10	45°	19.00	6	**R215.36-08060-AC19L**	☆	☆	☆	☆	8.00	5°	63.00
10.00	10.0	22.00	0.10	45°	22.00	6	**R215.36-10060-AC22L**	☆	☆	☆	☆	10.00	5°	72.00
12.00	12.0	26.00	0.10	45°	26.00	6	**R215.36-12060-AC26L**	☆	☆	☆	☆	12.00	5°	83.00
14.00	14.0	26.00	0.15	45°	26.00	6	**R215.36-14060-AC26L**	☆	☆	☆	☆	14.00	5°	83.00
16.00	16.0	32.00	0.15	45°	32.00	6	**R215.36-16060-AC32L**	☆	☆	☆	☆	16.00	5°	92.00
18.00	18.0	32.00	0.15	45°	32.00	6	**R215.36-18060-AC32L**	☆	☆	☆	☆	18.00	5°	92.00
20.00	20.0	38.00	0.15	45°	38.00	6	**R215.36-20060-AC38L**	☆	☆	☆	☆	20.00	5°	104.00

O5 J490 J508 Q1 Q35 Q24

Fresa de metal duro integral CoroMill® Plura para planeado en escuadra

Radio de punta recto, sin corte central. Dureza ≤ 48HRc

Fresas de ranurar para acabado a súper-acabado

	RA215.2x..AK/L..L
CNSC	0
FHA	50°
BSG	COROMANT
TCDCON	h6

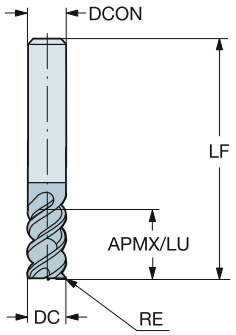

Versión en pulgadas

DC	CZC_{MS}	APMX	RE	LU	ZEFP	Código de pedido	P 1620	M 1620	K 1620	S 1620	Dimensiones, pulg. DCON	RMPX	LF
.063	1/4	.188	.016	.188	4	RA215.24-0450AAK13L	☆	☆	☆	☆	.250	5°	3.000
.094	1/4	.281	.016	.281	4	RA215.24-0650AAK18L	☆	☆	☆	☆	.250	5°	3.000
	1/4	.281	.031	.281	4	RA215.24-0650BAK18L	☆	☆	☆	☆	.250	5°	3.000
.125	1/4	.375	.016	.375	4	RA215.24-0850AAK06L	☆	☆	☆	☆	.250	5°	3.000
	1/4	.375	.031	.375	4	RA215.24-0850BAK06L	☆	☆	☆	☆	.250	5°	3.000
.156	1/4	.500	.016	.500	4	RA215.24-1050AAK08L	☆	☆	☆	☆	.250	5°	3.000
	1/4	.500	.031	.500	4	RA215.24-1050BAK08L	☆	☆	☆	☆	.250	5°	3.000
.188	1/4	.571	.016	.563	6	RA215.26-1250AAK09L	☆	☆	☆	☆	.250	5°	3.000
	1/4	.571	.031	.563	6	RA215.26-1250BAK09L	☆	☆	☆	☆	.250	5°	3.000
.250	1/4	.750	.016	.750	6	RA215.26-1650AAK12L	☆	☆	☆	☆	.250	5°	3.000
	1/4	.750	.031	.750	6	RA215.26-1650BAK12L	☆	☆	☆	☆	.250	5°	3.000
	1/4	1.125	.031	1.125	6	RA215.26-1650BAL18L	☆	☆	☆	☆	.250	5°	4.000
.313	3/8	1.000	.016	1.000	6	RA215.26-2050AAK15L	☆	☆	☆	☆	.375	5°	3.500
	3/8	1.000	.031	1.000	6	RA215.26-2050BAK15L	☆	☆	☆	☆	.375	5°	3.500
	3/8	1.400	.031	1.406	6	RA215.26-2050BAL23L	☆	☆	☆	☆	.375	5°	4.500
.375	3/8	1.125	.031	1.125	6	RA215.26-2450BAK18L	☆	☆	☆	☆	.375	5°	3.500
	3/8	1.125	.063	1.125	6	RA215.26-2450DAK18L	☆	☆	☆	☆	.375	5°	3.500
	3/8	1.666	.063	1.688	6	RA215.26-2450DAL27L	☆	☆	☆	☆	.375	5°	4.500
.500	1/2	1.500	.031	1.500	6	RA215.26-3250BAK24L	☆	☆	☆	☆	.500	5°	4.000
	1/2	1.500	.063	1.500	6	RA215.26-3250DAK24L	☆	☆	☆	☆	.500	5°	4.000
	1/2	2.250	.063	2.250	6	RA215.26-3250DAL36L	☆	☆	☆	☆	.500	5°	5.000
.625	5/8	1.875	.063	1.875	6	RA215.26-4050DAK30L	☆	☆	☆	☆	.625	5°	4.500
	5/8	1.875	.125	1.875	6	RA215.26-4050HAK30L	☆	☆	☆	☆	.625	5°	4.500
	5/8	2.813	.125	2.813	6	RA215.26-4050HAL45L	☆	☆	☆	☆	.625	5°	5.500
.750	3/4	2.250	.063	2.250	8	RA215.28-4850DAK36L	☆	☆	☆	☆	.750	5°	5.000
	3/4	2.250	.125	2.250	8	RA215.28-4850HAK36L	☆	☆	☆	☆	.750	5°	5.000
	3/4	3.375	.125	3.375	8	RA215.28-4850HAL54L	☆	☆	☆	☆	.750	5°	6.000

O5 J490 J508 Q1 Q35 Q24

Fresa de metal duro integral CoroMill® Plura para planeado en escuadra

Radio de punta recto, corte central. Dureza 43≤HRc≤63

Fresas de ranurar para acabado a súper-acabado

	R215.2x..AC..H
CNSC	0
FHA	50°
BSG	DIN 6527 L
TCDCON	h5

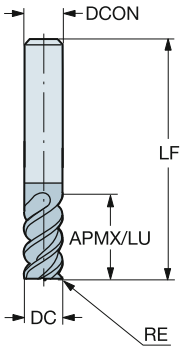

Versión métrica

DC	CZC_{MS}	APMX	RE	LU	ZEFP	Código de pedido	P 1610	H 1610	Dimensiones, mm DCON	RMPX	LF
3.00	6.0	8.00	0.50	8.00	4	**R215.24-03050BAC08H**	☆	☆	6.00	2°	57.00
4.00	6.0	11.00	0.50	11.00	4	**R215.24-04050BAC11H**	☆	☆	6.00	2°	57.00
6.00	6.0	13.00	0.50	13.00	6	**R215.26-06050BAC13H**	☆	☆	6.00	2°	57.00
8.00	8.0	19.00	0.50	19.00	6	**R215.26-08050BAC19H**	☆	☆	8.00	2°	63.00
10.00	10.0	22.00	1.00	22.00	6	**R215.26-10050CAC22H**	☆	☆	10.00	2°	72.00
	10.0	22.00	1.50	22.00	6	**R215.26-10050DAC22H**	☆	☆	10.00	2°	72.00
	10.0	22.00	2.00	22.00	6	**R215.26-10050EAC22H**	☆	☆	10.00	2°	72.00
12.00	12.0	26.00	1.00	26.00	6	**R215.26-12050CAC26H**	☆	☆	12.00	2°	83.00
16.00	16.0	32.00	1.50	32.00	6	**R215.26-16050DAC32H**	☆	☆	16.00	2°	92.00
20.00	20.0	38.00	1.50	38.00	8	**R215.28-20050DAC38H**	☆	☆	20.00	2°	104.00

O5 J490 J508 Q1 Q35 Q24

Fresa de metal duro integral CoroMill® Plura para planeado en escuadra

Recta, sin corte central. Dureza 43≤HRc≤63

Fresas de ranurar para acabado a súper-acabado

	R215.3x..50AC..H
CNSC	0
FHA	50°
BSG	DIN 6527 L
TCDCON	h6

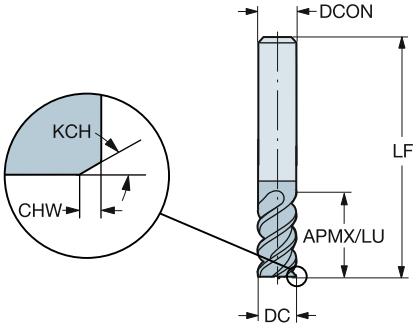

Versión métrica

DC	CZC_{MS}	APMX	CHW	KCH	LU	ZEFP	Código de pedido	P 1610	H 1610	Dimensiones, mm DCON	RMPX	LF
3.00	6.0	8.00	0.10	45°	8.00	4	R215.34-03050-AC08H	☆	☆	6.00	2°	57.00
4.00	6.0	11.00	0.10	45°	11.00	4	R215.34-04050-AC11H	☆	☆	6.00	2°	57.00
6.00	6.0	13.00	0.10	45°	13.00	6	R215.36-06050-AC13H	☆	☆	6.00	2°	57.00
8.00	8.0	19.00	0.10	45°	19.00	6	R215.36-08050-AC19H	☆	☆	8.00	2°	63.00
10.00	10.0	22.00	0.10	45°	22.00	6	R215.36-10050-AC22H	☆	☆	10.00	2°	72.00
12.00	12.0	26.00	0.10	45°	26.00	6	R215.36-12050-AC26H	☆	☆	12.00	2°	83.00
16.00	16.0	32.00	0.15	45°	32.00	6	R215.36-16050-AC32H	☆	☆	16.00	2°	92.00
20.00	20.0	38.00	0.15	45°	38.00	8	R215.38-20050-AC38H	☆	☆	20.00	2°	104.00

O5 J490 J508 Q1 Q35 Q24

Fresa de metal duro integral CoroMill® Plura para planeado en escuadra

Radio de punta recto, sin corte central. Dureza 43≤HRc≤63

Fresas de ranurar para acabado a súper-acabado

	RA215.2x..AK..H
CNSC	0
FHA	50°
BSG	COROMANT
TCDCON	h6

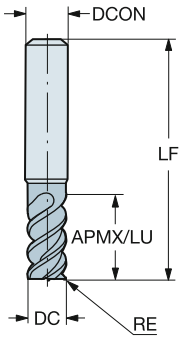

Versión en pulgadas

DC	CZC_{MS}	APMX	RE	LU	ZEFP	Código de pedido	P 1610	H 1610	Dimensiones, pulg. DCON	RMPX	LF
.125	1/4	.250	.016	.250	4	**RA215.24-0850AAK04H**	☆	☆	.250	5°	3.000
.188	1/4	.375	.016	.375	6	**RA215.26-1250AAK06H**	☆	☆	.250	5°	3.000
.250	1/4	.500	.016	.500	6	**RA215.26-1650AAK08H**	☆	☆	.250	5°	3.000
.375	3/8	.750	.031	.750	6	**RA215.26-2450BAK12H**	☆	☆	.375	5°	3.500
.500	1/2	1.000	.031	1.000	6	**RA215.26-3250BAK16H**	☆	☆	.500	5°	4.000
.625	5/8	1.250	.063	1.250	6	**RA215.26-4050DAK20H**	☆	☆	.625	5°	4.500
.750	3/4	1.500	.063	1.500	8	**RA215.28-4850DAK24H**	☆	☆	.750	5°	5.000

O5 J490 J508 Q1 Q35 Q24

SANDVIK Coromant

Fresa de metal duro integral CoroMill® Plura para planeado en escuadra

Recta, sin corte central. Dureza 43≤HRc≤63

Fresas de ranurar para acabado a súper-acabado

	R215.3x..30AC..H
CNSC	0
FHA	30°
BSG	DIN 6527 L
TCDCON	h6

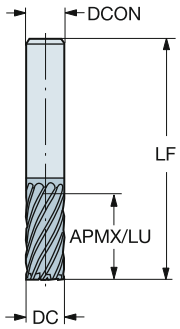

Versión métrica

DC	CZC_{MS}	APMX	LU	ZEFP	Código de pedido	P 1610	H 1610	Dimensiones, mm DCON	RMPX	LF
5.00	6.0	13.00	13.00	6	R215.36-05030-AC13H	☆	☆	6.00	0°	57.00
6.00	6.0	13.00	13.00	6	R215.36-06030-AC13H	☆	☆	6.00	0°	57.00
8.00	8.0	19.00	19.00	8	R215.38-08030-AC19H	☆	☆	8.00	0°	63.00
10.00	10.0	22.00	22.00	10	R215.3A-10030-AC22H	☆	☆	10.00	0°	72.00
12.00	12.0	26.00	26.00	12	R215.3C-12030-AC26H	☆	☆	12.00	0°	83.00
14.00	14.0	26.00	26.00	14	R215.3E-14030-AC26H	☆	☆	14.00	0°	83.00
16.00	16.0	32.00	32.00	16	R215.3G-16030-AC32H	☆	☆	16.00	0°	92.00
20.00	20.0	38.00	38.00	16	R215.3G-20030-AC38H	☆	☆	20.00	0°	104.00

O5 J490 J508 Q1 Q35 Q24

Fresa de metal duro integral CoroMill® Plura para planeado en escuadra

Recta, sin corte central. Dureza 43≤HRc≤63

Fresas de ranurar para acabado a súper-acabado

	RA215.3x..AK..H
CNSC	0
FHA	30°
BSG	COROMANT
TCDCON	h6

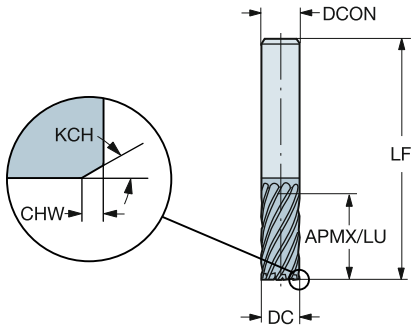

Versión en pulgadas

DC	CZC_{MS}	APMX	CHW	KCH	LU	ZEFP	Código de pedido	P 1610	H 1610	Dimensiones, pulg. DCON	RMPX	LF
.250	1/4	.500	.004	45°	.500	6	**RA215.36-1630-AK08H**	☆	☆	.250	0°	3.000
.375	3/8	.750	.004	45°	.750	10	**RA215.3A-2430-AK12H**	☆	☆	.375	0°	3.500
.500	1/2	1.000	.006	45°	1.000	12	**RA215.3C-3230-AK16H**	☆	☆	.500	0°	5.000
.625	5/8	1.250	.006	45°	1.250	16	**RA215.3G-4030-AK20H**	☆	☆	.625	0°	4.500
.750	3/4	1.500	.006	45°	1.500	16	**RA215.3G-4830-AK24H**	☆	☆	.750	0°	4.000

O5 J490 J508 Q1 Q35 Q24

Fresa de metal duro integral CoroMill® Plura para planeado en escuadra

Recta, corte central. Dureza ≤ 63HRc

Micro-fresas de ranurado



	2P211-PC
CNSC	0
FHA	30°
BSG	COROMANT
TCDCON	h6

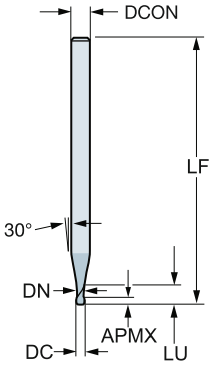

Versión métrica

DC	CZC_{MS}	APMX	LU	ZEFP	Código de pedido	P 1620	K 1620	Dimensiones, mm DCON	RMPX	LF	DN
0.40	3.0	0.40	1.30	2	**2P211-0040-PC**	☆	☆	3.00	5°	38.00	0.36
0.50	3.0	0.50	1.50	2	**2P211-0050-PC**	☆	☆	3.00	5°	38.00	0.46
0.60	3.0	0.60	1.80	2	**2P211-0060-PC**	☆	☆	3.00	5°	38.00	0.56
0.80	3.0	0.80	2.00	2	**2P211-0080-PC**	☆	☆	3.00	5°	38.00	0.76
1.00	3.0	1.00	2.50	2	**2P211-0100-PC**	☆	☆	3.00	5°	38.00	0.96

Fresa de metal duro integral CoroMill® Plura para planeado en escuadra

Recta, corte central. Dureza ≤ 63HRc

Micro-fresas de ranurado

	2P212-PC
CNSC	0
FHA	30°
BSG	COROMANT
TCDCON	h6

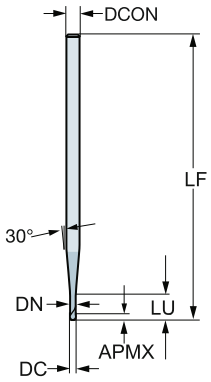

Versión métrica

DC	CZC_{MS}	APMX	LU	ZEFP	Código de pedido	P 1620	K 1620	Dimensiones, mm DCON	RMPX	LF	DN
0.50	3.0	0.50	2.50	2	**2P212-0050-PC**	☆	☆	3.00	5°	60.00	0.46
0.60	3.0	0.60	3.00	2	**2P212-0060-PC**	☆	☆	3.00	5°	60.00	0.56
0.80	3.0	0.80	4.00	2	**2P212-0080-PC**	☆	☆	3.00	5°	60.00	0.76
1.00	3.0	1.00	5.00	2	**2P212-0100-PC**	☆	☆	3.00	5°	60.00	0.96

O5 J490 J508 Q1 Q35 Q23

Fresa de metal duro integral CoroMill® Plura para planeado en escuadra

Recta, corte central. Dureza ≤ 63HRc

Micro-fresas de ranurado

	R216.3x..30-AE..G
CNSC	0
FHA	30°
BSG	COROMANT
TCDCON	h6



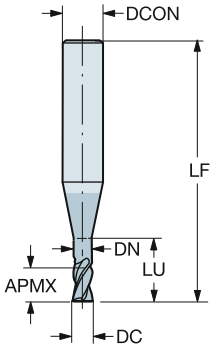

Versión métrica

DC	CZC_{MS}	APMX	LU	ZEFP	Código de pedido	P 1620	M 1620	K 1620	N 1620	S 1620	H 1620	Dimensiones, mm DCON	RMPX	LF	DN
0.40	6.0	0.40	1.00	2	**R216.32-00430-AE04G**	☆	☆	☆	☆	☆	☆	6.00	5°	54.00	0.36
0.50	6.0	0.50	1.20	2	**R216.32-00530-AE05G**	☆	☆	☆	☆	☆	☆	6.00	5°	54.00	0.46
0.60	6.0	0.60	1.50	2	**R216.32-00630-AE06G**	☆	☆	☆	☆	☆	☆	6.00	5°	54.00	0.56
0.80	6.0	0.80	2.00	2	**R216.32-00830-AE08G**	☆	☆	☆	☆	☆	☆	6.00	5°	54.00	0.76
1.00	6.0	1.00	2.50	2	**R216.32-01030-AE10G**	☆	☆	☆	☆	☆	☆	6.00	5°	54.00	0.96

O5 J490 J508 Q1 Q35 Q24

Fresa de metal duro integral CoroMill® Plura para planeado en escuadra

Recta, corte central. Dureza ≤ 63HRc

Micro-fresas de ranurado

	R216.3x..30-AI..G
CNSC	0
FHA	30°
BSG	COROMANT
TCDCON	h6

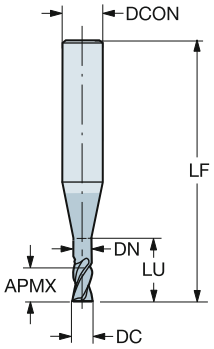

Versión métrica

DC	CZC_{MS}	APMX	LU	ZEFP	Código de pedido	P 1620	M 1620	K 1620	N 1620	S 1620	H 1620	Dimensiones, mm DCON	RMPX	LF	DN
0.50	6.0	0.50	2.50	2	**R216.32-00530-AI05G**	☆	☆	☆	☆	☆	☆	6.00	5°	57.00	0.46
0.60	6.0	0.60	3.00	2	**R216.32-00630-AI06G**	☆	☆	☆	☆	☆	☆	6.00	5°	57.00	0.56
0.80	6.0	0.80	4.00	2	**R216.32-00830-AI08G**	☆	☆	☆	☆	☆	☆	6.00	5°	57.00	0.76
1.00	6.0	1.00	5.00	2	**R216.32-01030-AI10G**	☆	☆	☆	☆	☆	☆	6.00	5°	57.00	0.96

O5 J490 J508 Q1 Q35 Q24

SANDVIK Coromant

Fresa de metal duro integral CoroMill® Plura para planeado en escuadra

Recta, corte central. Dureza ≤ 63HRc

Micro-fresas de ranurado

	R216.3x..30-AJ..G
CNSC	0
FHA	30°
BSG	COROMANT
TCDCON	h6

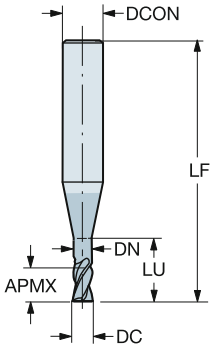

Versión métrica

DC	CZC_{MS}	APMX	LU	ZEFP	Código de pedido	P 1620	M 1620	K 1620	N 1620	S 1620	H 1620	Dimensiones, mm DCON	RMPX	LF	DN
0.50	6.0	0.50	5.00	2	**R216.32-00530-AJ05G**	☆	☆	☆	☆	☆	☆	6.00	5°	57.00	0.46
0.60	6.0	0.60	6.00	2	**R216.32-00630-AJ06G**	☆	☆	☆	☆	☆	☆	6.00	5°	57.00	0.56
0.80	6.0	0.80	8.00	2	**R216.32-00830-AJ08G**	☆	☆	☆	☆	☆	☆	6.00	5°	57.00	0.76
1.00	6.0	1.00	10.00	2	**R216.32-01030-AJ10G**	☆	☆	☆	☆	☆	☆	6.00	5°	57.00	0.96

O5 J490 J508 Q1 Q35 Q24

Fresa de metal duro integral CoroMill® Plura para planeado en escuadra

Recta, corte central. Indicada para tolerancias de chavetero. Dureza ≤ 48HRc

Fresas de ranurado helicoidales de 30-35 grados universales

	1P220-XA
CNSC	0
FHA	30°
BSG	DIN 6527 K
TCDCON	h6



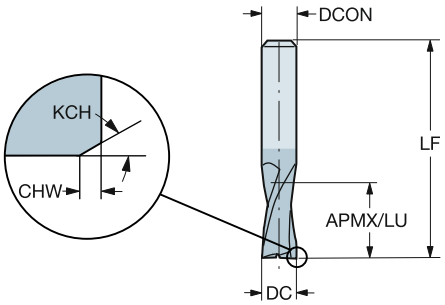

Versión métrica

DC	CZC_{MS}	APMX	CHW	KCH	LU	ZEFP	Código de pedido	P 1630	M 1630	K 1630	N 1630	S 1630	Dimensiones, mm DCON	RMPX	LF
1.00	3.0	3.00			3.00	2	1P220-0100-XA	☆	☆	☆	☆	☆	3.00	5°	38.00
1.50	3.0	3.00			3.00	2	1P220-0150-XA	☆	☆	☆	☆	☆	3.00	5°	38.00
1.80	6.0	3.00			3.00	2	1P220-0180-XA	☆	☆	☆	☆	☆	6.00	5°	50.00
2.00	6.0	3.00			3.00	2	1P220-0200-XA	☆	☆	☆	☆	☆	6.00	5°	50.00
2.50	6.0	3.00	0.08	45°	3.00	2	1P220-0250-XA	☆	☆	☆	☆	☆	6.00	5°	50.00
2.80	6.0	4.00	0.08	45°	4.00	2	1P220-0280-XA	☆	☆	☆	☆	☆	6.00	5°	50.00
3.00	6.0	4.00	0.08	45°	4.00	2	1P220-0300-XA	☆	☆	☆	☆	☆	6.00	5°	50.00
3.50	6.0	4.00	0.08	45°	4.00	2	1P220-0350-XA	☆	☆	☆	☆	☆	6.00	5°	50.00
3.80	6.0	5.00	0.08	45°	5.00	2	1P220-0380-XA	☆	☆	☆	☆	☆	6.00	5°	54.00
4.00	6.0	5.00	0.13	45°	5.00	2	1P220-0400-XA	☆	☆	☆	☆	☆	6.00	5°	54.00
4.50	6.0	5.00	0.13	45°	5.00	2	1P220-0450-XA	☆	☆	☆	☆	☆	6.00	5°	54.00
4.80	6.0	6.00	0.13	45°	6.00	2	1P220-0480-XA	☆	☆	☆	☆	☆	6.00	5°	54.00
5.00	6.0	6.00	0.13	45°	6.00	2	1P220-0500-XA	☆	☆	☆	☆	☆	6.00	5°	54.00
5.75	6.0	7.00	0.13	45°	7.00	2	1P220-0575-XA	☆	☆	☆	☆	☆	6.00	5°	54.00
6.00	6.0	7.00	0.13	45°	7.00	2	1P220-0600-XA	☆	☆	☆	☆	☆	6.00	5°	54.00
6.75	8.0	8.00	0.13	45°	8.00	2	1P220-0675-XA	☆	☆	☆	☆	☆	8.00	5°	58.00
7.00	8.0	8.00	0.13	45°	8.00	2	1P220-0700-XA	☆	☆	☆	☆	☆	8.00	5°	58.00
7.75	8.0	9.00	0.13	45°	9.00	2	1P220-0775-XA	☆	☆	☆	☆	☆	8.00	5°	58.00
8.00	8.0	9.00	0.20	45°	9.00	2	1P220-0800-XA	☆	☆	☆	☆	☆	8.00	5°	58.00
9.00	10.0	10.00	0.20	45°	10.00	2	1P220-0900-XA	☆	☆	☆	☆	☆	10.00	5°	66.00
9.70	10.0	11.00	0.20	45°	11.00	2	1P220-0970-XA	☆	☆	☆	☆	☆	10.00	5°	66.00
10.00	10.0	11.00	0.20	45°	11.00	2	1P220-1000-XA	☆	☆	☆	☆	☆	10.00	5°	66.00
11.70	12.0	12.00	0.20	45°	12.00	2	1P220-1170-XA	☆	☆	☆	☆	☆	12.00	5°	73.00
12.00	12.0	12.00	0.20	45°	12.00	2	1P220-1200-XA	☆	☆	☆	☆	☆	12.00	5°	73.00
13.70	14.0	14.00	0.20	45°	14.00	2	1P220-1370-XA	☆	☆	☆	☆	☆	14.00	5°	75.00
14.00	14.0	14.00	0.20	45°	14.00	2	1P220-1400-XA	☆	☆	☆	☆	☆	14.00	5°	75.00
15.70	16.0	16.00	0.20	45°	16.00	2	1P220-1570-XA	☆	☆	☆	☆	☆	16.00	5°	82.00
16.00	16.0	16.00	0.20	45°	16.00	2	1P220-1600-XA	☆	☆	☆	☆	☆	16.00	5°	82.00
17.70	18.0	18.00	0.20	45°	18.00	2	1P220-1770-XA	☆	☆	☆	☆	☆	18.00	5°	84.00
18.00	18.0	18.00	0.20	45°	18.00	2	1P220-1800-XA	☆	☆	☆	☆	☆	18.00	5°	84.00
19.70	20.0	20.00	0.30	45°	20.00	2	1P220-1970-XA	☆	☆	☆	☆	☆	20.00	5°	92.00
20.00	20.0	20.00	0.30	45°	20.00	2	1P220-2000-XA	☆	☆	☆	☆	☆	20.00	5°	92.00

O5 J490 J508 Q1 Q35 Q23

SANDVIK Coromant

Fresa de metal duro integral CoroMill® Plura para planeado en escuadra

Recta, corte central. Indicada para tolerancias de chavetero. Dureza ≤ 48HRc

Fresas de ranurado helicoidales de 30-35 grados universales

	1P220-XB
CNSC	0
FHA	30°
BSG	DIN 6527 K
TCDCON	h6



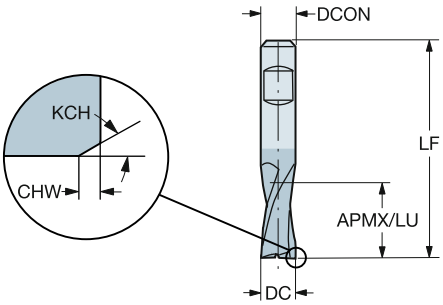

Versión métrica

DC	CZC_{MS}	APMX	CHW	KCH	LU	ZEFP	Código de pedido	P 1630	M 1630	K 1630	N 1630	S 1630	Dimensiones, mm DCON	RMPX	LF
1.80	6.0	3.00			3.00	2	1P220-0180-XB	☆	☆	☆	☆	☆	6.00	5°	50.00
2.00	6.0	3.00			3.00	2	1P220-0200-XB	☆	☆	☆	☆	☆	6.00	5°	50.00
2.50	6.0	3.00	0.08	45°	3.00	2	1P220-0250-XB	☆	☆	☆	☆	☆	6.00	5°	50.00
2.80	6.0	4.00	0.08	45°	4.00	2	1P220-0280-XB	☆	☆	☆	☆	☆	6.00	5°	50.00
3.00	6.0	4.00	0.08	45°	4.00	2	1P220-0300-XB	☆	☆	☆	☆	☆	6.00	5°	50.00
3.50	6.0	4.00	0.08	45°	4.00	2	1P220-0350-XB	☆	☆	☆	☆	☆	6.00	5°	50.00
3.80	6.0	5.00	0.08	45°	5.00	2	1P220-0380-XB	☆	☆	☆	☆	☆	6.00	5°	54.00
4.00	6.0	5.00	0.13	45°	5.00	2	1P220-0400-XB	☆	☆	☆	☆	☆	6.00	5°	54.00
4.50	6.0	5.00	0.13	45°	5.00	2	1P220-0450-XB	☆	☆	☆	☆	☆	6.00	5°	54.00
4.80	6.0	6.00	0.13	45°	6.00	2	1P220-0480-XB	☆	☆	☆	☆	☆	6.00	5°	54.00
5.00	6.0	6.00	0.13	45°	6.00	2	1P220-0500-XB	☆	☆	☆	☆	☆	6.00	5°	54.00
5.75	6.0	7.00	0.13	45°	7.00	2	1P220-0575-XB	☆	☆	☆	☆	☆	6.00	5°	54.00
6.00	6.0	7.00	0.13	45°	7.00	2	1P220-0600-XB	☆	☆	☆	☆	☆	6.00	5°	54.00
6.75	8.0	8.00	0.13	45°	8.00	2	1P220-0675-XB	☆	☆	☆	☆	☆	8.00	5°	58.00
7.00	8.0	8.00	0.13	45°	8.00	2	1P220-0700-XB	☆	☆	☆	☆	☆	8.00	5°	58.00
7.75	8.0	9.00	0.13	45°	9.00	2	1P220-0775-XB	☆	☆	☆	☆	☆	8.00	5°	58.00
8.00	8.0	9.00	0.20	45°	9.00	2	1P220-0800-XB	☆	☆	☆	☆	☆	8.00	5°	58.00
9.00	10.0	10.00	0.20	45°	10.00	2	1P220-0900-XB	☆	☆	☆	☆	☆	10.00	5°	66.00
9.70	10.0	11.00	0.20	45°	11.00	2	1P220-0970-XB	☆	☆	☆	☆	☆	10.00	5°	66.00
10.00	10.0	11.00	0.20	45°	11.00	2	1P220-1000-XB	☆	☆	☆	☆	☆	10.00	5°	66.00
11.70	12.0	12.00	0.20	45°	12.00	2	1P220-1170-XB	☆	☆	☆	☆	☆	12.00	5°	73.00
12.00	12.0	12.00	0.20	45°	12.00	2	1P220-1200-XB	☆	☆	☆	☆	☆	12.00	5°	73.00
13.70	14.0	14.00	0.20	45°	14.00	2	1P220-1370-XB	☆	☆	☆	☆	☆	14.00	5°	75.00
14.00	14.0	14.00	0.20	45°	14.00	2	1P220-1400-XB	☆	☆	☆	☆	☆	14.00	5°	75.00
15.70	16.0	16.00	0.20	45°	16.00	2	1P220-1570-XB	☆	☆	☆	☆	☆	16.00	5°	82.00
16.00	16.0	16.00	0.20	45°	16.00	2	1P220-1600-XB	☆	☆	☆	☆	☆	16.00	5°	82.00
17.70	18.0	18.00	0.20	45°	18.00	2	1P220-1770-XB	☆	☆	☆	☆	☆	18.00	5°	84.00
18.00	18.0	18.00	0.20	45°	18.00	2	1P220-1800-XB	☆	☆	☆	☆	☆	18.00	5°	84.00
19.70	20.0	20.00	0.30	45°	20.00	2	1P220-1970-XB	☆	☆	☆	☆	☆	20.00	5°	92.00
20.00	20.0	20.00	0.30	45°	20.00	2	1P220-2000-XB	☆	☆	☆	☆	☆	20.00	5°	92.00

O5 J490 J508 Q1 Q35 Q23

Fresa de metal duro integral CoroMill® Plura para planeado en escuadra

Recta, corte central. Indicada para tolerancias de chavetero. Dureza ≤ 48HRc

Fresas de ranurado helicoidales de 30-35 grados universales

	1P230-XA
CNSC	0
FHA	30°
BSG	DIN 6527 L
TCDCON	h6



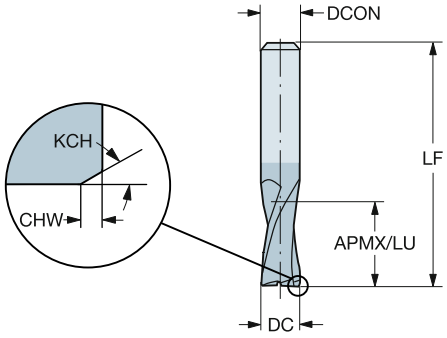

Versión métrica

DC	CZC_{MS}	APMX	CHW	KCH	LU	ZEFP	Código de pedido	P 1630	M 1630	K 1630	N 1630	S 1630	Dimensiones, mm DCON	RMPX	LF
1.00	3.0	4.00			4.00	2	**1P230-0100-XA**	☆	☆	☆	☆	☆	3.00	5°	38.00
1.50	3.0	4.00			4.00	2	**1P230-0150-XA**	☆	☆	☆	☆	☆	3.00	5°	38.00
2.00	6.0	6.00			6.00	2	**1P230-0200-XA**	☆	☆	☆	☆	☆	6.00	5°	57.00
2.50	6.0	7.00	0.08	45°	7.00	2	**1P230-0250-XA**	☆	☆	☆	☆	☆	6.00	5°	57.00
3.00	6.0	7.00	0.08	45°	7.00	2	**1P230-0300-XA**	☆	☆	☆	☆	☆	6.00	5°	57.00
3.50	6.0	7.00	0.08	45°	7.00	2	**1P230-0350-XA**	☆	☆	☆	☆	☆	6.00	5°	57.00
4.00	6.0	8.00	0.13	45°	8.00	2	**1P230-0400-XA**	☆	☆	☆	☆	☆	6.00	5°	57.00
4.50	6.0	8.00	0.13	45°	8.00	2	**1P230-0450-XA**	☆	☆	☆	☆	☆	6.00	5°	57.00
5.00	6.0	10.00	0.13	45°	10.00	2	**1P230-0500-XA**	☆	☆	☆	☆	☆	6.00	5°	57.00
6.00	6.0	10.00	0.13	45°	10.00	2	**1P230-0600-XA**	☆	☆	☆	☆	☆	6.00	5°	57.00
7.00	8.0	13.00	0.20	45°	13.00	2	**1P230-0700-XA**	☆	☆	☆	☆	☆	8.00	5°	63.00
8.00	8.0	16.00	0.20	45°	16.00	2	**1P230-0800-XA**	☆	☆	☆	☆	☆	8.00	5°	63.00
9.00	10.0	16.00	0.20	45°	16.00	2	**1P230-0900-XA**	☆	☆	☆	☆	☆	10.00	5°	72.00
10.00	10.0	19.00	0.20	45°	19.00	2	**1P230-1000-XA**	☆	☆	☆	☆	☆	10.00	5°	72.00
11.00	12.0	22.00	0.20	45°	22.00	2	**1P230-1100-XA**	☆	☆	☆	☆	☆	12.00	5°	83.00
12.00	12.0	22.00	0.20	45°	22.00	2	**1P230-1200-XA**	☆	☆	☆	☆	☆	12.00	5°	83.00
14.00	14.0	22.00	0.20	45°	22.00	2	**1P230-1400-XA**	☆	☆	☆	☆	☆	14.00	5°	83.00
16.00	16.0	26.00	0.20	45°	26.00	2	**1P230-1600-XA**	☆	☆	☆	☆	☆	16.00	5°	92.00
18.00	18.0	26.00	0.20	45°	26.00	2	**1P230-1800-XA**	☆	☆	☆	☆	☆	18.00	5°	92.00
20.00	20.0	32.00	0.30	45°	32.00	2	**1P230-2000-XA**	☆	☆	☆	☆	☆	20.00	5°	104.00

O5 J490 J508 Q1 Q35 Q23

Fresa de metal duro integral CoroMill® Plura para planeado en escuadra

Recta, corte central. Indicada para tolerancias de chavetero. Dureza ≤ 48HRc

Fresas de ranurado helicoidales de 30-35 grados universales

	1P230-XB
CNSC	0
FHA	30°
BSG	DIN 6527 L
TCDCON	h6



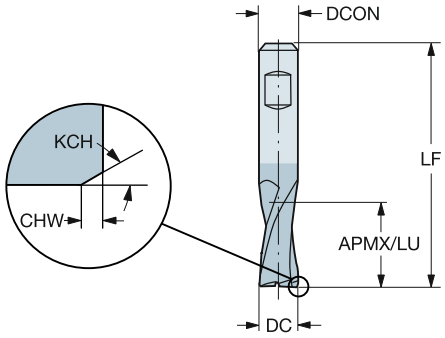

Versión métrica

DC	CZC_{MS}	APMX	CHW	KCH	LU	ZEFP	Código de pedido	P 1630	M 1630	K 1630	N 1630	S 1630	Dimensiones, mm DCON	RMPX	LF
2.00	6.0	6.00			6.00	2	1P230-0200-XB	☆	☆	☆	☆	☆	6.00	5°	57.00
2.50	6.0	7.00	0.08	45°	7.00	2	1P230-0250-XB	☆	☆	☆	☆	☆	6.00	5°	57.00
3.00	6.0	7.00	0.08	45°	7.00	2	1P230-0300-XB	☆	☆	☆	☆	☆	6.00	5°	57.00
3.50	6.0	7.00	0.08	45°	7.00	2	1P230-0350-XB	☆	☆	☆	☆	☆	6.00	5°	57.00
4.00	6.0	8.00	0.13	45°	8.00	2	1P230-0400-XB	☆	☆	☆	☆	☆	6.00	5°	57.00
4.50	6.0	8.00	0.13	45°	8.00	2	1P230-0450-XB	☆	☆	☆	☆	☆	6.00	5°	57.00
5.00	6.0	10.00	0.13	45°	10.00	2	1P230-0500-XB	☆	☆	☆	☆	☆	6.00	5°	57.00
6.00	6.0	10.00	0.13	45°	10.00	2	1P230-0600-XB	☆	☆	☆	☆	☆	6.00	5°	57.00
7.00	8.0	13.00	0.13	45°	13.00	2	1P230-0700-XB	☆	☆	☆	☆	☆	8.00	5°	63.00
8.00	8.0	16.00	0.20	45°	16.00	2	1P230-0800-XB	☆	☆	☆	☆	☆	8.00	5°	63.00
9.00	10.0	16.00	0.20	45°	16.00	2	1P230-0900-XB	☆	☆	☆	☆	☆	10.00	5°	72.00
10.00	10.0	19.00	0.20	45°	19.00	2	1P230-1000-XB	☆	☆	☆	☆	☆	10.00	5°	72.00
11.00	12.0	22.00	0.20	45°	22.00	2	1P230-1100-XB	☆	☆	☆	☆	☆	12.00	5°	83.00
12.00	12.0	22.00	0.20	45°	22.00	2	1P230-1200-XB	☆	☆	☆	☆	☆	12.00	5°	83.00
14.00	14.0	22.00	0.20	45°	22.00	2	1P230-1400-XB	☆	☆	☆	☆	☆	14.00	5°	83.00
16.00	16.0	26.00	0.20	45°	26.00	2	1P230-1600-XB	☆	☆	☆	☆	☆	16.00	5°	92.00
18.00	18.0	26.00	0.20	45°	26.00	2	1P230-1800-XB	☆	☆	☆	☆	☆	18.00	5°	92.00
20.00	20.0	32.00	0.30	45°	32.00	2	1P230-2000-XB	☆	☆	☆	☆	☆	20.00	5°	104.00

O5 J490 J508 Q1 Q35 Q23

Fresa de metal duro integral CoroMill® Plura para planeado en escuadra

Recta, corte central. Indicada para tolerancias de chavetero. Dureza ≤ 48HRc

Fresas de ranurado helicoidales de 30-35 grados universales

	1P250-XA
CNSC	0
FHA	30°
BSG	COROMANT
TCDCON	h6



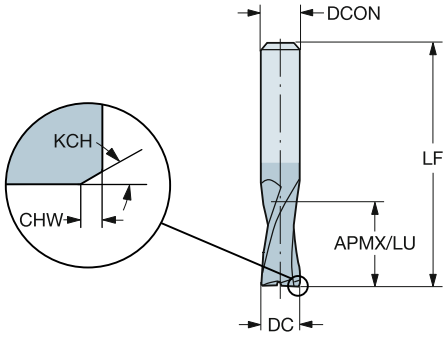

Versión métrica

DC	CZC_{MS}	APMX	CHW	KCH	LU	ZEFP	Código de pedido	P 1630	M 1630	K 1630	N 1630	S 1630	Dimensiones, mm DCON	RMPX	LF
2.00	6.0	8.00			8.00	2	**1P250-0200-XA**	☆	☆	☆	☆	☆	6.00	5°	57.00
2.50	6.0	12.00	0.08	45°	12.00	2	**1P250-0250-XA**	☆	☆	☆	☆	☆	6.00	5°	57.00
3.00	6.0	12.00	0.08	45°	12.00	2	**1P250-0300-XA**	☆	☆	☆	☆	☆	6.00	5°	57.00
4.00	6.0	14.00	0.13	45°	14.00	2	**1P250-0400-XA**	☆	☆	☆	☆	☆	6.00	5°	57.00
5.00	6.0	16.00	0.13	45°	16.00	2	**1P250-0500-XA**	☆	☆	☆	☆	☆	6.00	5°	57.00
6.00	6.0	19.00	0.13	45°	19.00	2	**1P250-0600-XA**	☆	☆	☆	☆	☆	6.00	5°	57.00
7.00	8.0	19.00	0.13	45°	19.00	2	**1P250-0700-XA**	☆	☆	☆	☆	☆	8.00	5°	63.00
8.00	8.0	19.00	0.20	45°	19.00	2	**1P250-0800-XA**	☆	☆	☆	☆	☆	8.00	5°	63.00
9.00	10.0	21.00	0.20	45°	21.00	2	**1P250-0900-XA**	☆	☆	☆	☆	☆	10.00	5°	72.00
10.00	10.0	22.00	0.20	45°	22.00	2	**1P250-1000-XA**	☆	☆	☆	☆	☆	10.00	5°	72.00
12.00	12.0	25.00	0.20	45°	25.00	2	**1P250-1200-XA**	☆	☆	☆	☆	☆	12.00	5°	83.00
14.00	14.0	30.00	0.20	45°	30.00	2	**1P250-1400-XA**	☆	☆	☆	☆	☆	14.00	5°	83.00
16.00	16.0	32.00	0.20	45°	32.00	2	**1P250-1600-XA**	☆	☆	☆	☆	☆	16.00	5°	92.00
18.00	18.0	32.00	0.20	45°	32.00	2	**1P250-1800-XA**	☆	☆	☆	☆	☆	18.00	5°	92.00
20.00	20.0	38.00	0.30	45°	38.00	2	**1P250-2000-XA**	☆	☆	☆	☆	☆	20.00	5°	104.00

O5 J490 J508 Q1 Q35 Q23

Fresa de metal duro integral CoroMill® Plura para planeado en escuadra

Recta, corte central. Indicada para tolerancias de chavetero. Dureza ≤ 48HRc

Fresas de ranurado helicoidales de 30-35 grados universales

	1P250-XB
CNSC	0
FHA	30°
BSG	COROMANT
TCDCON	h6



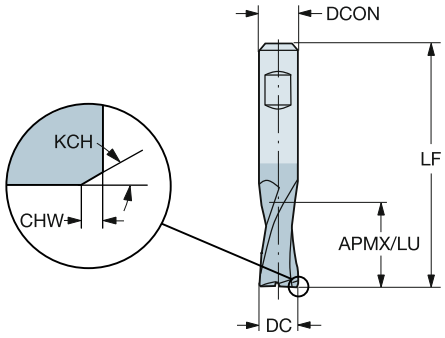

Versión métrica

DC	CZC_{MS}	APMX	CHW	KCH	LU	ZEFP	Código de pedido	P 1630	M 1630	K 1630	N 1630	S 1630	Dimensiones, mm DCON	RMPX	LF
2.00	6.0	8.00			8.00	2	**1P250-0200-XB**	☆	☆	☆	☆	☆	6.00	5°	57.00
2.50	6.0	12.00	0.08	45°	12.00	2	**1P250-0250-XB**	☆	☆	☆	☆	☆	6.00	5°	57.00
3.00	6.0	12.00	0.08	45°	12.00	2	**1P250-0300-XB**	☆	☆	☆	☆	☆	6.00	5°	57.00
4.00	6.0	14.00	0.13	45°	14.00	2	**1P250-0400-XB**	☆	☆	☆	☆	☆	6.00	5°	57.00
5.00	6.0	16.00	0.13	45°	16.00	2	**1P250-0500-XB**	☆	☆	☆	☆	☆	6.00	5°	57.00
6.00	6.0	19.00	0.13	45°	19.00	2	**1P250-0600-XB**	☆	☆	☆	☆	☆	6.00	5°	57.00
7.00	8.0	19.00	0.13	45°	19.00	2	**1P250-0700-XB**	☆	☆	☆	☆	☆	8.00	5°	63.00
8.00	8.0	19.00	0.20	45°	19.00	2	**1P250-0800-XB**	☆	☆	☆	☆	☆	8.00	5°	63.00
9.00	10.0	21.00	0.20	45°	21.00	2	**1P250-0900-XB**	☆	☆	☆	☆	☆	10.00	5°	72.00
10.00	10.0	22.00	0.20	45°	22.00	2	**1P250-1000-XB**	☆	☆	☆	☆	☆	10.00	5°	72.00
12.00	12.0	25.00	0.20	45°	25.00	2	**1P250-1200-XB**	☆	☆	☆	☆	☆	12.00	5°	83.00
14.00	14.0	30.00	0.20	45°	30.00	2	**1P250-1400-XB**	☆	☆	☆	☆	☆	14.00	5°	83.00
16.00	16.0	32.00	0.20	45°	32.00	2	**1P250-1600-XB**	☆	☆	☆	☆	☆	16.00	5°	92.00
18.00	18.0	32.00	0.20	45°	32.00	2	**1P250-1800-XB**	☆	☆	☆	☆	☆	18.00	5°	92.00
20.00	20.0	38.00	0.30	45°	38.00	2	**1P250-2000-XB**	☆	☆	☆	☆	☆	20.00	5°	104.00

O5 J490 J508 Q1 Q35 Q23

Fresa de metal duro integral CoroMill® Plura para planeado en escuadra

Recta, corte central. Indicada para tolerancias de chavetero. Dureza ≤ 48HRc

Fresas de ranurado helicoidales de 30-35 grados universales

	1P221-XA
CNSC	0
FHA	30°
BSG	DIN 6527 K
TCDCON	h6



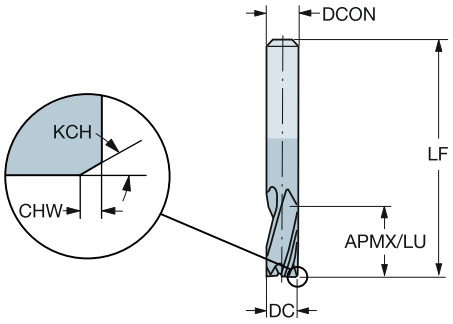

Versión métrica

DC	CZC_{MS}	APMX	CHW	KCH	LU	ZEFP	Código de pedido	P 1630	M 1630	K 1630	N 1630	S 1630	Dimensiones, mm DCON	RMPX	LF
1.00	3.0	3.00			3.00	3	1P221-0100-XA	☆	☆	☆	☆	☆	3.00	5°	38.00
1.50	3.0	3.00			3.00	3	1P221-0150-XA	☆	☆	☆	☆	☆	3.00	5°	38.00
1.80	6.0	3.00			3.00	3	1P221-0180-XA	☆	☆	☆	☆	☆	6.00	5°	50.00
2.00	6.0	3.00			3.00	3	1P221-0200-XA	☆	☆	☆	☆	☆	6.00	5°	50.00
2.50	6.0	3.00	0.08	45°	3.00	3	1P221-0250-XA	☆	☆	☆	☆	☆	6.00	5°	50.00
2.80	6.0	4.00	0.08	45°	4.00	3	1P221-0280-XA	☆	☆	☆	☆	☆	6.00	5°	50.00
3.00	6.0	4.00	0.08	45°	4.00	3	1P221-0300-XA	☆	☆	☆	☆	☆	6.00	5°	50.00
3.50	6.0	4.00	0.08	45°	4.00	3	1P221-0350-XA	☆	☆	☆	☆	☆	6.00	5°	50.00
3.80	6.0	5.00	0.08	45°	5.00	3	1P221-0380-XA	☆	☆	☆	☆	☆	6.00	5°	54.00
4.00	6.0	5.00	0.13	45°	5.00	3	1P221-0400-XA	☆	☆	☆	☆	☆	6.00	5°	54.00
4.50	6.0	5.00	0.13	45°	5.00	3	1P221-0450-XA	☆	☆	☆	☆	☆	6.00	5°	54.00
4.80	6.0	6.00	0.13	45°	6.00	3	1P221-0480-XA	☆	☆	☆	☆	☆	6.00	5°	54.00
5.00	6.0	6.00	0.13	45°	6.00	3	1P221-0500-XA	☆	☆	☆	☆	☆	6.00	5°	54.00
5.75	6.0	7.00	0.13	45°	7.00	3	1P221-0575-XA	☆	☆	☆	☆	☆	6.00	5°	54.00
6.00	6.0	7.00	0.13	45°	7.00	3	1P221-0600-XA	☆	☆	☆	☆	☆	6.00	5°	54.00
6.75	8.0	8.00	0.13	45°	8.00	3	1P221-0675-XA	☆	☆	☆	☆	☆	8.00	5°	58.00
7.00	8.0	8.00	0.13	45°	8.00	3	1P221-0700-XA	☆	☆	☆	☆	☆	8.00	5°	58.00
7.75	8.0	9.00	0.13	45°	9.00	3	1P221-0775-XA	☆	☆	☆	☆	☆	8.00	5°	58.00
8.00	8.0	9.00	0.20	45°	9.00	3	1P221-0800-XA	☆	☆	☆	☆	☆	8.00	5°	58.00
9.00	10.0	10.00	0.20	45°	10.00	3	1P221-0900-XA	☆	☆	☆	☆	☆	10.00	5°	66.00
9.70	10.0	11.00	0.20	45°	11.00	3	1P221-0970-XA	☆	☆	☆	☆	☆	10.00	5°	66.00
10.00	10.0	11.00	0.20	45°	11.00	3	1P221-1000-XA	☆	☆	☆	☆	☆	10.00	5°	66.00
11.70	12.0	12.00	0.20	45°	12.00	3	1P221-1170-XA	☆	☆	☆	☆	☆	12.00	5°	73.00
12.00	12.0	12.00	0.20	45°	12.00	3	1P221-1200-XA	☆	☆	☆	☆	☆	12.00	5°	73.00
13.70	14.0	14.00	0.20	45°	14.00	3	1P221-1370-XA	☆	☆	☆	☆	☆	14.00	5°	75.00
14.00	14.0	14.00	0.20	45°	14.00	3	1P221-1400-XA	☆	☆	☆	☆	☆	14.00	5°	75.00
15.70	16.0	16.00	0.20	45°	16.00	3	1P221-1570-XA	☆	☆	☆	☆	☆	16.00	5°	82.00
16.00	16.0	16.00	0.20	45°	16.00	3	1P221-1600-XA	☆	☆	☆	☆	☆	16.00	5°	82.00
17.70	18.0	18.00	0.20	45°	18.00	3	1P221-1770-XA	☆	☆	☆	☆	☆	18.00	5°	84.00
18.00	18.0	18.00	0.20	45°	18.00	3	1P221-1800-XA	☆	☆	☆	☆	☆	18.00	5°	84.00
19.70	20.0	20.00	0.30	45°	20.00	3	1P221-1970-XA	☆	☆	☆	☆	☆	20.00	5°	92.00
20.00	20.0	20.00	0.30	45°	20.00	3	1P221-2000-XA	☆	☆	☆	☆	☆	20.00	5°	92.00

O5 J490 J508 Q1 Q35 Q23

Fresa de metal duro integral CoroMill® Plura para planeado en escuadra

Recta, corte central. Indicada para tolerancias de chavetero. Dureza ≤ 48HRc

Fresas de ranurado helicoidales de 30-35 grados universales

	1P221-XB
CNSC	0
FHA	30°
BSG	DIN 6527 K
TCDCON	h6



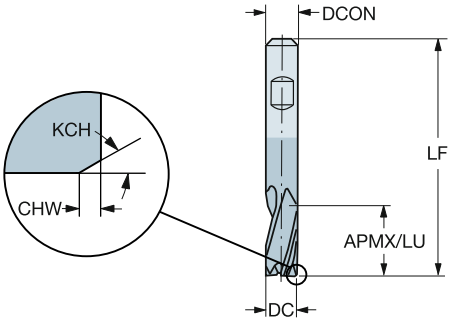

Versión métrica

DC	CZC_{MS}	APMX	CHW	KCH	LU	ZEFP	Código de pedido	P 1630	M 1630	K 1630	N 1630	S 1630	Dimensiones, mm DCON	RMPX	LF
1.80	6.0	3.00			3.00	3	1P221-0180-XB	☆	☆	☆	☆	☆	6.00	5°	50.00
2.00	6.0	3.00			3.00	3	1P221-0200-XB	☆	☆	☆	☆	☆	6.00	5°	50.00
2.50	6.0	3.00	0.08	45°	3.00	3	1P221-0250-XB	☆	☆	☆	☆	☆	6.00	5°	50.00
2.80	6.0	4.00	0.08	45°	4.00	3	1P221-0280-XB	☆	☆	☆	☆	☆	6.00	5°	50.00
3.00	6.0	4.00	0.08	45°	4.00	3	1P221-0300-XB	☆	☆	☆	☆	☆	6.00	5°	50.00
3.50	6.0	4.00	0.08	45°	4.00	3	1P221-0350-XB	☆	☆	☆	☆	☆	6.00	5°	50.00
3.80	6.0	5.00	0.08	45°	5.00	3	1P221-0380-XB	☆	☆	☆	☆	☆	6.00	5°	54.00
4.00	6.0	5.00	0.13	45°	5.00	3	1P221-0400-XB	☆	☆	☆	☆	☆	6.00	5°	54.00
4.50	6.0	5.00	0.13	45°	5.00	3	1P221-0450-XB	☆	☆	☆	☆	☆	6.00	5°	54.00
4.80	6.0	6.00	0.13	45°	6.00	3	1P221-0480-XB	☆	☆	☆	☆	☆	6.00	5°	54.00
5.00	6.0	6.00	0.13	45°	6.00	3	1P221-0500-XB	☆	☆	☆	☆	☆	6.00	5°	54.00
5.75	6.0	7.00	0.13	45°	7.00	3	1P221-0575-XB	☆	☆	☆	☆	☆	6.00	5°	54.00
6.00	6.0	7.00	0.13	45°	7.00	3	1P221-0600-XB	☆	☆	☆	☆	☆	6.00	5°	54.00
6.75	8.0	8.00	0.13	45°	8.00	3	1P221-0675-XB	☆	☆	☆	☆	☆	8.00	5°	58.00
7.00	8.0	8.00	0.13	45°	8.00	3	1P221-0700-XB	☆	☆	☆	☆	☆	8.00	5°	58.00
7.75	8.0	9.00	0.13	45°	9.00	3	1P221-0775-XB	☆	☆	☆	☆	☆	8.00	5°	58.00
8.00	8.0	9.00	0.20	45°	9.00	3	1P221-0800-XB	☆	☆	☆	☆	☆	8.00	5°	58.00
9.00	10.0	10.00	0.20	45°	10.00	3	1P221-0900-XB	☆	☆	☆	☆	☆	10.00	5°	66.00
9.70	10.0	11.00	0.20	45°	11.00	3	1P221-0970-XB	☆	☆	☆	☆	☆	10.00	5°	66.00
10.00	10.0	11.00	0.20	45°	11.00	3	1P221-1000-XB	☆	☆	☆	☆	☆	10.00	5°	66.00
11.70	12.0	12.00	0.20	45°	12.00	3	1P221-1170-XB	☆	☆	☆	☆	☆	12.00	5°	73.00
12.00	12.0	12.00	0.20	45°	12.00	3	1P221-1200-XB	☆	☆	☆	☆	☆	12.00	5°	73.00
13.70	14.0	14.00	0.20	45°	14.00	3	1P221-1370-XB	☆	☆	☆	☆	☆	14.00	5°	75.00
14.00	14.0	14.00	0.20	45°	14.00	3	1P221-1400-XB	☆	☆	☆	☆	☆	14.00	5°	75.00
15.70	16.0	16.00	0.20	45°	16.00	3	1P221-1570-XB	☆	☆	☆	☆	☆	16.00	5°	82.00
16.00	16.0	16.00	0.20	45°	16.00	3	1P221-1600-XB	☆	☆	☆	☆	☆	16.00	5°	82.00
17.70	18.0	18.00	0.20	45°	18.00	3	1P221-1770-XB	☆	☆	☆	☆	☆	18.00	5°	84.00
18.00	18.0	18.00	0.20	45°	18.00	3	1P221-1800-XB	☆	☆	☆	☆	☆	18.00	5°	84.00
19.70	20.0	20.00	0.30	45°	20.00	3	1P221-1970-XB	☆	☆	☆	☆	☆	20.00	5°	92.00
20.00	20.0	20.00	0.30	45°	20.00	3	1P221-2000-XB	☆	☆	☆	☆	☆	20.00	5°	92.00

O5 J490 J508 Q1 Q35 Q23

Fresa de metal duro integral CoroMill® Plura para planeado en escuadra

Recta, corte central. Indicada para tolerancias de chavetero. Dureza ≤ 48HRc

Fresas de ranurado helicoidales de 30-35 grados universales

	1P231-XA
CNSC	0
FHA	30°
BSG	DIN 6527 L
TCDCON	h6



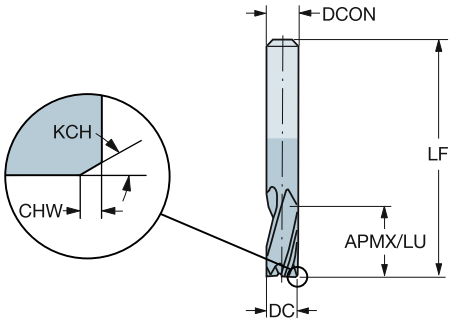

Versión métrica

DC	CZC_{MS}	APMX	CHW	KCH	LU	ZEFP	Código de pedido	P 1630	M 1630	K 1630	N 1630	S 1630	Dimensiones, mm DCON	RMPX	LF
1.00	3.0	4.00			4.00	3	**1P231-0100-XA**	☆	☆	☆	☆	☆	3.00	5°	38.00
1.50	3.0	4.00			4.00	3	**1P231-0150-XA**	☆	☆	☆	☆	☆	3.00	5°	38.00
2.00	6.0	6.00			6.00	3	**1P231-0200-XA**	☆	☆	☆	☆	☆	6.00	5°	57.00
2.50	6.0	7.00	0.08	45°	7.00	3	**1P231-0250-XA**	☆	☆	☆	☆	☆	6.00	5°	57.00
3.00	6.0	7.00	0.08	45°	7.00	3	**1P231-0300-XA**	☆	☆	☆	☆	☆	6.00	5°	57.00
3.50	6.0	7.00	0.08	45°	7.00	3	**1P231-0350-XA**	☆	☆	☆	☆	☆	6.00	5°	57.00
4.00	6.0	8.00	0.13	45°	8.00	3	**1P231-0400-XA**	☆	☆	☆	☆	☆	6.00	5°	57.00
4.50	6.0	8.00	0.13	45°	8.00	3	**1P231-0450-XA**	☆	☆	☆	☆	☆	6.00	5°	57.00
5.00	6.0	10.00	0.13	45°	10.00	3	**1P231-0500-XA**	☆	☆	☆	☆	☆	6.00	5°	57.00
5.50	6.0	10.00	0.13	45°	10.00	3	**1P231-0550-XA**	☆	☆	☆	☆	☆	6.00	5°	57.00
6.00	6.0	10.00	0.13	45°	10.00	3	**1P231-0600-XA**	☆	☆	☆	☆	☆	6.00	5°	57.00
6.50	8.0	13.00	0.13	45°	13.00	3	**1P231-0650-XA**	☆	☆	☆	☆	☆	8.00	5°	63.00
7.00	8.0	13.00	0.13	45°	13.00	3	**1P231-0700-XA**	☆	☆	☆	☆	☆	8.00	5°	63.00
7.50	8.0	16.00	0.13	45°	16.00	3	**1P231-0750-XA**	☆	☆	☆	☆	☆	8.00	5°	63.00
8.00	8.0	16.00	0.20	45°	16.00	3	**1P231-0800-XA**	☆	☆	☆	☆	☆	8.00	5°	63.00
9.00	10.0	16.00	0.20	45°	16.00	3	**1P231-0900-XA**	☆	☆	☆	☆	☆	10.00	5°	72.00
10.00	10.0	19.00	0.20	45°	19.00	3	**1P231-1000-XA**	☆	☆	☆	☆	☆	10.00	5°	72.00
11.00	12.0	22.00	0.20	45°	22.00	3	**1P231-1100-XA**	☆	☆	☆	☆	☆	12.00	5°	83.00
12.00	12.0	22.00	0.20	45°	22.00	3	**1P231-1200-XA**	☆	☆	☆	☆	☆	12.00	5°	83.00
13.00	14.0	22.00	0.20	45°	22.00	3	**1P231-1300-XA**	☆	☆	☆	☆	☆	14.00	5°	83.00
14.00	14.0	22.00	0.20	45°	22.00	3	**1P231-1400-XA**	☆	☆	☆	☆	☆	14.00	5°	83.00
15.00	16.0	26.00	0.20	45°	26.00	3	**1P231-1500-XA**	☆	☆	☆	☆	☆	16.00	5°	92.00
16.00	16.0	26.00	0.20	45°	26.00	3	**1P231-1600-XA**	☆	☆	☆	☆	☆	16.00	5°	92.00
18.00	18.0	26.00	0.20	45°	26.00	3	**1P231-1800-XA**	☆	☆	☆	☆	☆	18.00	5°	92.00
20.00	20.0	32.00	0.30	45°	32.00	3	**1P231-2000-XA**	☆	☆	☆	☆	☆	20.00	5°	104.00

O5 J490 J508 Q1 Q35 Q23

Fresa de metal duro integral CoroMill® Plura para planeado en escuadra

Recta, corte central. Indicada para tolerancias de chavetero. Dureza ≤ 48HRc

Fresas de ranurado helicoidales de 30-35 grados universales

	1P231-XB
CNSC	0
FHA	30°
BSG	DIN 6527 L
TCDCON	h6



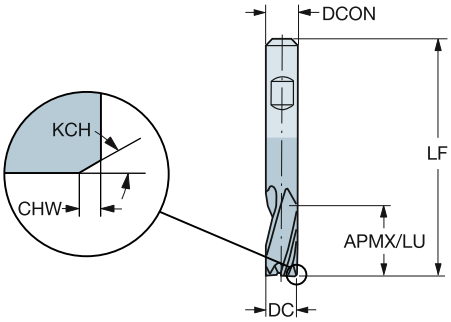

Versión métrica

DC	CZC_{MS}	APMX	CHW	KCH	LU	ZEFP	Código de pedido	P 1630	M 1630	K 1630	N 1630	S 1630	Dimensiones, mm DCON	RMPX	LF
2.00	6.0	6.00			6.00	3	1P231-0200-XB	☆	☆	☆	☆	☆	6.00	5°	57.00
2.50	6.0	7.00	0.08	45°	7.00	3	1P231-0250-XB	☆	☆	☆	☆	☆	6.00	5°	57.00
3.00	6.0	7.00	0.08	45°	7.00	3	1P231-0300-XB	☆	☆	☆	☆	☆	6.00	5°	57.00
3.50	6.0	7.00	0.08	45°	7.00	3	1P231-0350-XB	☆	☆	☆	☆	☆	6.00	5°	57.00
4.00	6.0	8.00	0.13	45°	8.00	3	1P231-0400-XB	☆	☆	☆	☆	☆	6.00	5°	57.00
4.50	6.0	8.00	0.13	45°	8.00	3	1P231-0450-XB	☆	☆	☆	☆	☆	6.00	5°	57.00
5.00	6.0	10.00	0.13	45°	10.00	3	1P231-0500-XB	☆	☆	☆	☆	☆	6.00	5°	57.00
5.50	6.0	10.00	0.13	45°	10.00	3	1P231-0550-XB	☆	☆	☆	☆	☆	6.00	5°	57.00
6.00	6.0	10.00	0.13	45°	10.00	3	1P231-0600-XB	☆	☆	☆	☆	☆	6.00	5°	57.00
6.50	8.0	13.00	0.13	45°	13.00	3	1P231-0650-XB	☆	☆	☆	☆	☆	8.00	5°	63.00
7.00	8.0	13.00	0.13	45°	13.00	3	1P231-0700-XB	☆	☆	☆	☆	☆	8.00	5°	63.00
7.50	8.0	16.00	0.13	45°	16.00	3	1P231-0750-XB	☆	☆	☆	☆	☆	8.00	5°	63.00
8.00	8.0	16.00	0.20	45°	16.00	3	1P231-0800-XB	☆	☆	☆	☆	☆	8.00	5°	63.00
9.00	10.0	16.00	0.20	45°	16.00	3	1P231-0900-XB	☆	☆	☆	☆	☆	10.00	5°	72.00
10.00	10.0	19.00	0.20	45°	19.00	3	1P231-1000-XB	☆	☆	☆	☆	☆	10.00	5°	72.00
11.00	12.0	22.00	0.20	45°	22.00	3	1P231-1100-XB	☆	☆	☆	☆	☆	12.00	5°	83.00
12.00	12.0	22.00	0.20	45°	22.00	3	1P231-1200-XB	☆	☆	☆	☆	☆	12.00	5°	83.00
13.00	14.0	22.00	0.20	45°	22.00	3	1P231-1300-XB	☆	☆	☆	☆	☆	14.00	5°	83.00
14.00	14.0	22.00	0.20	45°	22.00	3	1P231-1400-XB	☆	☆	☆	☆	☆	14.00	5°	83.00
15.00	16.0	26.00	0.20	45°	26.00	3	1P231-1500-XB	☆	☆	☆	☆	☆	16.00	5°	92.00
16.00	16.0	26.00	0.20	45°	26.00	3	1P231-1600-XB	☆	☆	☆	☆	☆	16.00	5°	92.00
18.00	18.0	26.00	0.20	45°	26.00	3	1P231-1800-XB	☆	☆	☆	☆	☆	18.00	5°	92.00
20.00	20.0	32.00	0.30	45°	32.00	3	1P231-2000-XB	☆	☆	☆	☆	☆	20.00	5°	104.00

O5 J490 J508 Q1 Q35 Q23

Fresa de metal duro integral CoroMill® Plura para planeado en escuadra

Recta, corte central. Indicada para tolerancias de chavetero. Dureza ≤ 48HRc

Fresas de ranurado helicoidales de 30-35 grados universales

	1P251-XA
CNSC	0
FHA	30°
BSG	COROMANT
TCDCON	h6



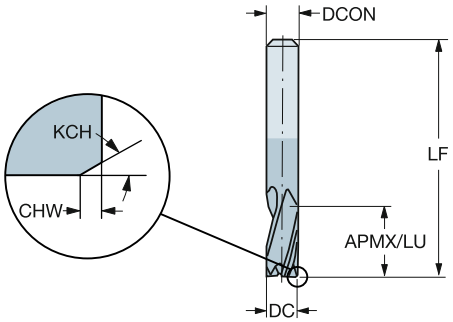

Versión métrica

DC	CZC_{MS}	APMX	CHW	KCH	LU	ZEFP	Código de pedido	P 1630	M 1630	K 1630	N 1630	S 1630	Dimensiones, mm DCON	RMPX	LF
2.00	6.0	8.00			8.00	3	**1P251-0200-XA**	☆	☆	☆	☆	☆	6.00	5°	57.00
2.50	6.0	12.00	0.08	45°	12.00	3	**1P251-0250-XA**	☆	☆	☆	☆	☆	6.00	5°	57.00
3.00	6.0	12.00	0.08	45°	12.00	3	**1P251-0300-XA**	☆	☆	☆	☆	☆	6.00	5°	57.00
4.00	6.0	14.00	0.13	45°	14.00	3	**1P251-0400-XA**	☆	☆	☆	☆	☆	6.00	5°	57.00
5.00	6.0	16.00	0.13	45°	16.00	3	**1P251-0500-XA**	☆	☆	☆	☆	☆	6.00	5°	57.00
6.00	6.0	19.00	0.13	45°	19.00	3	**1P251-0600-XA**	☆	☆	☆	☆	☆	6.00	5°	57.00
7.00	8.0	19.00	0.13	45°	19.00	3	**1P251-0700-XA**	☆	☆	☆	☆	☆	8.00	5°	63.00
8.00	8.0	19.00	0.20	45°	19.00	3	**1P251-0800-XA**	☆	☆	☆	☆	☆	8.00	5°	63.00
9.00	10.0	21.00	0.20	45°	21.00	3	**1P251-0900-XA**	☆	☆	☆	☆	☆	10.00	5°	72.00
10.00	10.0	22.00	0.20	45°	22.00	3	**1P251-1000-XA**	☆	☆	☆	☆	☆	10.00	5°	72.00
12.00	12.0	25.00	0.20	45°	25.00	3	**1P251-1200-XA**	☆	☆	☆	☆	☆	12.00	5°	83.00
14.00	14.0	30.00	0.20	45°	30.00	3	**1P251-1400-XA**	☆	☆	☆	☆	☆	14.00	5°	83.00
16.00	16.0	32.00	0.20	45°	32.00	3	**1P251-1600-XA**	☆	☆	☆	☆	☆	16.00	5°	92.00
18.00	18.0	32.00	0.20	45°	32.00	3	**1P251-1800-XA**	☆	☆	☆	☆	☆	18.00	5°	92.00
20.00	20.0	38.00	0.30	45°	38.00	3	**1P251-2000-XA**	☆	☆	☆	☆	☆	20.00	5°	104.00

O5 J490 J508 Q1 Q35 Q23

Fresa de metal duro integral CoroMill® Plura para planeado en escuadra

Recta, corte central. Indicada para tolerancias de chavetero. Dureza ≤ 48HRc

Fresas de ranurado helicoidales de 30-35 grados universales

	1P251-XB
CNSC	0
FHA	30°
BSG	COROMANT
TCDCON	h6

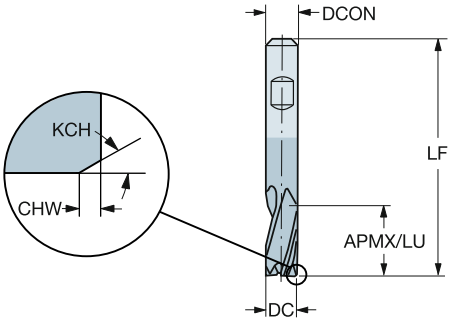

Versión métrica

DC	CZC_{MS}	APMX	CHW	KCH	LU	ZEFP	Código de pedido	P 1630	M 1630	K 1630	N 1630	S 1630	Dimensiones, mm DCON	RMPX	LF
2.00	6.0	8.00			8.00	3	**1P251-0200-XB**	☆	☆	☆	☆	☆	6.00	5°	57.00
2.50	6.0	12.00	0.08	45°	12.00	3	**1P251-0250-XB**	☆	☆	☆	☆	☆	6.00	5°	57.00
3.00	6.0	12.00	0.08	45°	12.00	3	**1P251-0300-XB**	☆	☆	☆	☆	☆	6.00	5°	57.00
4.00	6.0	14.00	0.13	45°	14.00	3	**1P251-0400-XB**	☆	☆	☆	☆	☆	6.00	5°	57.00
5.00	6.0	16.00	0.13	45°	16.00	3	**1P251-0500-XB**	☆	☆	☆	☆	☆	6.00	5°	57.00
6.00	6.0	19.00	0.13	45°	19.00	3	**1P251-0600-XB**	☆	☆	☆	☆	☆	6.00	5°	57.00
7.00	8.0	19.00	0.13	45°	19.00	3	**1P251-0700-XB**	☆	☆	☆	☆	☆	8.00	5°	63.00
8.00	8.0	19.00	0.20	45°	19.00	3	**1P251-0800-XB**	☆	☆	☆	☆	☆	8.00	5°	63.00
9.00	10.0	21.00	0.20	45°	21.00	3	**1P251-0900-XB**	☆	☆	☆	☆	☆	10.00	5°	72.00
10.00	10.0	22.00	0.20	45°	22.00	3	**1P251-1000-XB**	☆	☆	☆	☆	☆	10.00	5°	72.00
12.00	12.0	25.00	0.20	45°	25.00	3	**1P251-1200-XB**	☆	☆	☆	☆	☆	12.00	5°	83.00
14.00	14.0	30.00	0.20	45°	30.00	3	**1P251-1400-XB**	☆	☆	☆	☆	☆	14.00	5°	83.00
16.00	16.0	32.00	0.20	45°	32.00	3	**1P251-1600-XB**	☆	☆	☆	☆	☆	16.00	5°	92.00
18.00	18.0	32.00	0.20	45°	32.00	3	**1P251-1800-XB**	☆	☆	☆	☆	☆	18.00	5°	92.00
20.00	20.0	38.00	0.30	45°	38.00	3	**1P251-2000-XB**	☆	☆	☆	☆	☆	20.00	5°	104.00

O5 J490 J508 Q1 Q35 Q23

Fresa de metal duro integral CoroMill® Plura para planeado en escuadra

Recta, corte central. Dureza ≤ 48HRc

Fresas de ranurado helicoidales de 30-35 grados universales

	1P260-XA
CNSC	0
FHA	30°
BSG	COROMANT
TCDCON	h6

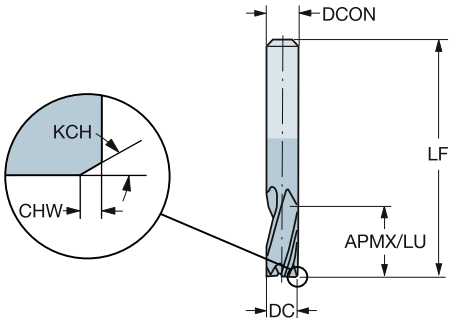

Versión métrica

DC	CZC_{MS}	APMX	CHW	KCH	LU	ZEFP	Código de pedido	P 1620	M 1620	K 1620	N 1620	S 1620	Dimensiones, mm DCON	RMPX	LF
1.00	3.0	4.00			4.00	3	**1P260-0100-XA**	☆	☆	☆	☆	☆	3.00	5°	38.00
1.50	3.0	6.00			6.00	3	**1P260-0150-XA**	☆	☆	☆	☆	☆	3.00	5°	38.00
2.00	3.0	8.00			8.00	3	**1P260-0200-XA**	☆	☆	☆	☆	☆	3.00	5°	38.00
3.00	3.0	12.00			12.00	3	**1P260-0300-XA**	☆	☆	☆	☆	☆	3.00	5°	38.00
4.00	4.0	14.00			14.00	3	**1P260-0400-XA**	☆	☆	☆	☆	☆	4.00	5°	50.00
5.00	6.0	16.00			16.00	3	**1P260-0500-XA**	☆	☆	☆	☆	☆	6.00	5°	57.00
6.00	6.0	22.00			22.00	3	**1P260-0600-XA**	☆	☆	☆	☆	☆	6.00	5°	65.00
8.00	8.0	28.00			28.00	3	**1P260-0800-XA**	☆	☆	☆	☆	☆	8.00	5°	80.00
10.00	10.0	32.00	0.10	45°	32.00	3	**1P260-1000-XA**	☆	☆	☆	☆	☆	10.00	5°	100.00
12.00	12.0	38.00	0.10	45°	38.00	3	**1P260-1200-XA**	☆	☆	☆	☆	☆	12.00	5°	100.00
16.00	16.0	50.00	0.15	45°	50.00	3	**1P260-1600-XA**	☆	☆	☆	☆	☆	16.00	5°	115.00
20.00	20.0	50.00	0.15	45°	50.00	3	**1P260-2000-XA**	☆	☆	☆	☆	☆	20.00	5°	125.00

O5 J490 J508 Q1 Q35 Q23

Fresa de metal duro integral CoroMill® Plura para planeado en escuadra

Recta, corte central. Dureza ≤ 48HRc

Fresas de ranurado helicoidales de 30-35 grados universales

	1P260-XB
CNSC	0
FHA	30°
BSG	COROMANT
TCDCON	h6

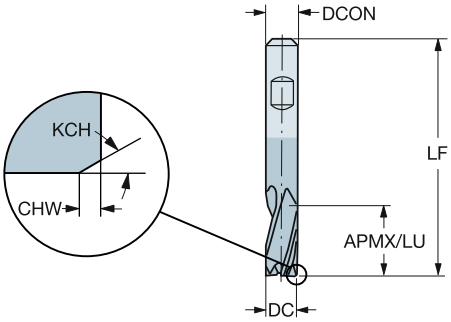

Versión métrica

DC	CZC_{MS}	APMX	CHW	KCH	LU	ZEFP	Código de pedido	P 1620	M 1620	K 1620	N 1620	S 1620	Dimensiones, mm DCON	RMPX	LF
5.00	6.0	16.00			16.00	3	**1P260-0500-XB**	☆	☆	☆	☆	☆	6.00	5°	57.00
6.00	6.0	22.00			22.00	3	**1P260-0600-XB**	☆	☆	☆	☆	☆	6.00	5°	65.00
8.00	8.0	28.00			28.00	3	**1P260-0800-XB**	☆	☆	☆	☆	☆	8.00	5°	80.00
10.00	10.0	32.00	0.10	45°	32.00	3	**1P260-1000-XB**	☆	☆	☆	☆	☆	10.00	5°	100.00
12.00	12.0	38.00	0.10	45°	38.00	3	**1P260-1200-XB**	☆	☆	☆	☆	☆	12.00	5°	100.00
16.00	16.0	50.00	0.15	45°	50.00	3	**1P260-1600-XB**	☆	☆	☆	☆	☆	16.00	5°	115.00
20.00	20.0	50.00	0.15	45°	50.00	3	**1P260-2000-XB**	☆	☆	☆	☆	☆	20.00	5°	125.00

O5 J490 J508 Q1 Q35 Q23

Fresa de metal duro integral CoroMill® Plura para planeado en escuadra

Recta, corte central. Dureza ≤ 48HRc

Fresas de ranurado helicoidales de 30-35 grados universales

	1P222-XA
CNSC	0
FHA	35°
BSG	DIN 6527 K
TCDCON	h6

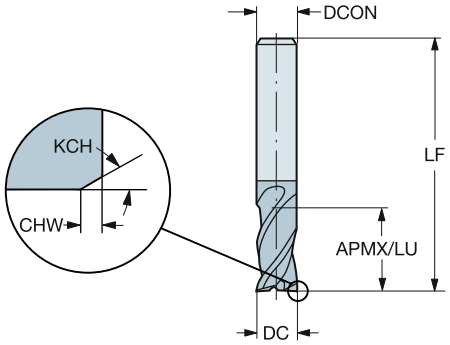

Versión métrica

DC	CZC_{MS}	APMX	CHW	KCH	LU	ZEFP	Código de pedido	P 1630	M 1630	K 1630	N 1630	S 1630	Dimensiones, mm DCON	RMPX	LF
2.00	6.0	4.00			4.00	4	**1P222-0200-XA**	☆	☆	☆	☆	☆	6.00	5°	50.00
3.00	6.0	5.00	0.08	45°	5.00	4	**1P222-0300-XA**	☆	☆	☆	☆	☆	6.00	5°	50.00
4.00	6.0	8.00	0.13	45°	8.00	4	**1P222-0400-XA**	☆	☆	☆	☆	☆	6.00	5°	54.00
5.00	6.0	9.00	0.13	45°	9.00	4	**1P222-0500-XA**	☆	☆	☆	☆	☆	6.00	5°	54.00
6.00	6.0	10.00	0.13	45°	10.00	4	**1P222-0600-XA**	☆	☆	☆	☆	☆	6.00	5°	54.00
7.00	8.0	11.00	0.13	45°	11.00	4	**1P222-0700-XA**	☆	☆	☆	☆	☆	8.00	5°	58.00
8.00	8.0	12.00	0.13	45°	12.00	4	**1P222-0800-XA**	☆	☆	☆	☆	☆	8.00	5°	58.00
10.00	10.0	14.00	0.20	45°	14.00	4	**1P222-1000-XA**	☆	☆	☆	☆	☆	10.00	5°	66.00
12.00	12.0	16.00	0.20	45°	16.00	4	**1P222-1200-XA**	☆	☆	☆	☆	☆	12.00	5°	73.00
16.00	16.0	22.00	0.20	45°	22.00	4	**1P222-1600-XA**	☆	☆	☆	☆	☆	16.00	5°	82.00
20.00	20.0	26.00	0.30	45°	26.00	4	**1P222-2000-XA**	☆	☆	☆	☆	☆	20.00	5°	92.00
25.00	25.0	32.00	0.30	45°	32.00	4	**1P222-2500-XA**	☆	☆	☆	☆	☆	25.00	5°	121.00

O5 J490 J508 Q1 Q35 Q23

Fresa de metal duro integral CoroMill® Plura para planeado en escuadra

Recta, corte central. Dureza ≤ 48HRc

Fresas de ranurado helicoidales de 30-35 grados universales

	1P222-XB
CNSC	0
FHA	35°
BSG	DIN 6527 K
TCDCON	h6

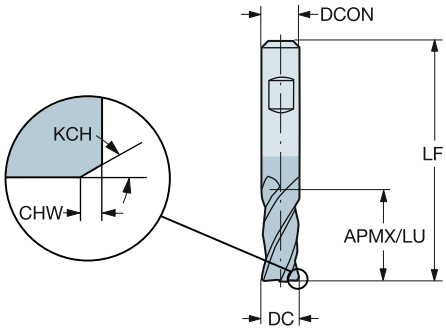

Versión métrica

DC	CZC_{MS}	APMX	CHW	KCH	LU	ZEFP	Código de pedido	P 1630	M 1630	K 1630	N 1630	S 1630	Dimensiones, mm DCON	RMPX	LF
2.00	6.0	4.00			4.00	4	**1P222-0200-XB**	☆	☆	☆	☆	☆	6.00	5°	50.00
3.00	6.0	5.00	0.08	45°	5.00	4	**1P222-0300-XB**	☆	☆	☆	☆	☆	6.00	5°	50.00
4.00	6.0	8.00	0.13	45°	8.00	4	**1P222-0400-XB**	☆	☆	☆	☆	☆	6.00	5°	54.00
5.00	6.0	9.00	0.13	45°	9.00	4	**1P222-0500-XB**	☆	☆	☆	☆	☆	6.00	5°	54.00
6.00	6.0	10.00	0.13	45°	10.00	4	**1P222-0600-XB**	☆	☆	☆	☆	☆	6.00	5°	54.00
7.00	8.0	11.00	0.13	45°	11.00	4	**1P222-0700-XB**	☆	☆	☆	☆	☆	8.00	5°	58.00
8.00	8.0	12.00	0.13	45°	12.00	4	**1P222-0800-XB**	☆	☆	☆	☆	☆	8.00	5°	58.00
10.00	10.0	14.00	0.20	45°	14.00	4	**1P222-1000-XB**	☆	☆	☆	☆	☆	10.00	5°	66.00
12.00	12.0	16.00	0.20	45°	16.00	4	**1P222-1200-XB**	☆	☆	☆	☆	☆	12.00	5°	73.00
16.00	16.0	22.00	0.20	45°	22.00	4	**1P222-1600-XB**	☆	☆	☆	☆	☆	16.00	5°	82.00
20.00	20.0	26.00	0.30	45°	26.00	4	**1P222-2000-XB**	☆	☆	☆	☆	☆	20.00	5°	92.00
25.00	25.0	32.00	0.30	45°	32.00	4	**1P222-2500-XB**	☆	☆	☆	☆	☆	25.00	5°	121.00

O5 J490 J508 Q1 Q35 Q23

Fresa de metal duro integral CoroMill® Plura para planeado en escuadra

Recta, corte central. Dureza ≤ 48HRc

Fresas de ranurado helicoidales de 30-35 grados universales

	1P240-XA
CNSC	0
FHA	35°
BSG	DIN 6527 L
TCDCON	h6

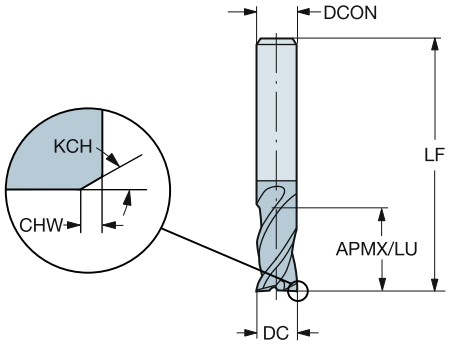

Versión métrica

DC	CZC_{MS}	APMX	CHW	KCH	LU	ZEFP	Código de pedido	P 1630	M 1630	K 1630	N 1630	S 1630	Dimensiones, mm DCON	RMPX	LF
2.00	6.0	7.00			7.00	4	**1P240-0200-XA**	☆	☆	☆	☆	☆	6.00	5°	57.00
3.00	6.0	8.00	0.08	45°	8.00	4	**1P240-0300-XA**	☆	☆	☆	☆	☆	6.00	5°	57.00
3.50	6.0	10.00	0.08	45°	10.00	4	**1P240-0350-XA**	☆	☆	☆	☆	☆	6.00	5°	57.00
4.00	6.0	11.00	0.13	45°	11.00	4	**1P240-0400-XA**	☆	☆	☆	☆	☆	6.00	5°	57.00
4.50	6.0	11.00	0.13	45°	11.00	4	**1P240-0450-XA**	☆	☆	☆	☆	☆	6.00	5°	57.00
5.00	6.0	13.00	0.13	45°	13.00	4	**1P240-0500-XA**	☆	☆	☆	☆	☆	6.00	5°	57.00
5.50	6.0	13.00	0.13	45°	13.00	4	**1P240-0550-XA**	☆	☆	☆	☆	☆	6.00	5°	57.00
6.00	6.0	13.00	0.13	45°	13.00	4	**1P240-0600-XA**	☆	☆	☆	☆	☆	6.00	5°	57.00
6.50	8.0	16.00	0.13	45°	16.00	4	**1P240-0650-XA**	☆	☆	☆	☆	☆	8.00	5°	63.00
7.00	8.0	16.00	0.13	45°	16.00	4	**1P240-0700-XA**	☆	☆	☆	☆	☆	8.00	5°	63.00
8.00	8.0	19.00	0.13	45°	19.00	4	**1P240-0800-XA**	☆	☆	☆	☆	☆	8.00	5°	63.00
9.00	10.0	19.00	0.13	45°	19.00	4	**1P240-0900-XA**	☆	☆	☆	☆	☆	10.00	5°	72.00
10.00	10.0	22.00	0.20	45°	22.00	4	**1P240-1000-XA**	☆	☆	☆	☆	☆	10.00	5°	72.00
12.00	12.0	26.00	0.20	45°	26.00	4	**1P240-1200-XA**	☆	☆	☆	☆	☆	12.00	5°	83.00
14.00	14.0	26.00	0.20	45°	26.00	4	**1P240-1400-XA**	☆	☆	☆	☆	☆	14.00	5°	83.00
16.00	16.0	32.00	0.20	45°	32.00	4	**1P240-1600-XA**	☆	☆	☆	☆	☆	16.00	5°	92.00
18.00	18.0	32.00	0.20	45°	32.00	4	**1P240-1800-XA**	☆	☆	☆	☆	☆	18.00	5°	92.00
20.00	20.0	38.00	0.30	45°	38.00	4	**1P240-2000-XA**	☆	☆	☆	☆	☆	20.00	5°	104.00
25.00	25.0	45.00	0.30	45°	45.00	4	**1P240-2500-XA**	☆	☆	☆	☆	☆	25.00	5°	121.00

O5 J490 J508 Q1 Q35 Q23

Fresa de metal duro integral CoroMill® Plura para planeado en escuadra

Recta, corte central. Dureza ≤ 48HRc

Fresas de ranurado helicoidales de 30-35 grados universales

	1P240-XB
CNSC	0
FHA	35°
BSG	DIN 6527 L
TCDCON	h6

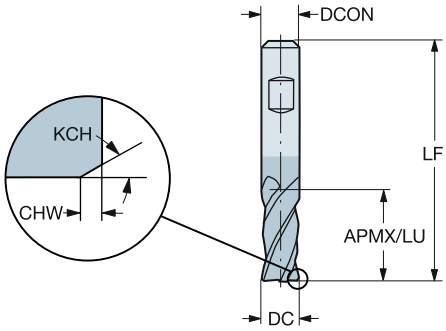

Versión métrica

DC	CZC_{MS}	APMX	CHW	KCH	LU	ZEFP	Código de pedido	P 1630	M 1630	K 1630	N 1630	S 1630	Dimensiones, mm DCON	RMPX	LF
2.00	6.0	7.00			7.00	4	**1P240-0200-XB**	☆	☆	☆	☆	☆	6.00	5°	57.00
3.00	6.0	8.00	0.08	45°	8.00	4	**1P240-0300-XB**	☆	☆	☆	☆	☆	6.00	5°	57.00
3.50	6.0	10.00	0.08	45°	10.00	4	**1P240-0350-XB**	☆	☆	☆	☆	☆	6.00	5°	57.00
4.00	6.0	11.00	0.13	45°	11.00	4	**1P240-0400-XB**	☆	☆	☆	☆	☆	6.00	5°	57.00
4.50	6.0	11.00	0.13	45°	11.00	4	**1P240-0450-XB**	☆	☆	☆	☆	☆	6.00	5°	57.00
5.00	6.0	13.00	0.13	45°	13.00	4	**1P240-0500-XB**	☆	☆	☆	☆	☆	6.00	5°	57.00
5.50	6.0	13.00	0.13	45°	13.00	4	**1P240-0550-XB**	☆	☆	☆	☆	☆	6.00	5°	57.00
6.00	6.0	13.00	0.13	45°	13.00	4	**1P240-0600-XB**	☆	☆	☆	☆	☆	6.00	5°	57.00
6.50	8.0	16.00	0.13	45°	16.00	4	**1P240-0650-XB**	☆	☆	☆	☆	☆	8.00	5°	63.00
7.00	8.0	16.00	0.13	45°	16.00	4	**1P240-0700-XB**	☆	☆	☆	☆	☆	8.00	5°	63.00
8.00	8.0	19.00	0.13	45°	19.00	4	**1P240-0800-XB**	☆	☆	☆	☆	☆	8.00	5°	63.00
9.00	10.0	19.00	0.13	45°	19.00	4	**1P240-0900-XB**	☆	☆	☆	☆	☆	10.00	5°	72.00
10.00	10.0	22.00	0.20	45°	22.00	4	**1P240-1000-XB**	☆	☆	☆	☆	☆	10.00	5°	72.00
12.00	12.0	26.00	0.20	45°	26.00	4	**1P240-1200-XB**	☆	☆	☆	☆	☆	12.00	5°	83.00
14.00	14.0	26.00	0.20	45°	26.00	4	**1P240-1400-XB**	☆	☆	☆	☆	☆	14.00	5°	83.00
16.00	16.0	32.00	0.20	45°	32.00	4	**1P240-1600-XB**	☆	☆	☆	☆	☆	16.00	5°	92.00
18.00	18.0	32.00	0.20	45°	32.00	4	**1P240-1800-XB**	☆	☆	☆	☆	☆	18.00	5°	92.00
20.00	20.0	38.00	0.30	45°	38.00	4	**1P240-2000-XB**	☆	☆	☆	☆	☆	20.00	5°	104.00
25.00	25.0	45.00	0.30	45°	45.00	4	**1P240-2500-XB**	☆	☆	☆	☆	☆	25.00	5°	121.00

O5 J490 J508 Q1 Q35 Q23

Fresa de metal duro integral CoroMill® Plura para planeado en escuadra

Recta, corte central. Dureza ≤ 48HRc

Fresas de ranurar helicoidales de 45 grados universales

	1P330-XA
CNSC	0
FHA	45°
BSG	DIN 6527 L
TCDCON	h6



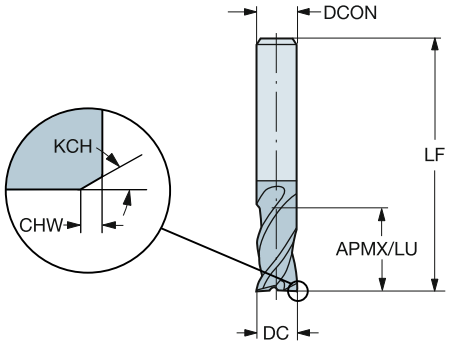

Versión métrica

DC	CZC_{MS}	APMX	CHW	KCH	LU	ZEFP	Código de pedido	P 1620	M 1620	K 1620	N 1620	S 1620	Dimensiones, mm DCON	RMPX	LF
2.00	6.0	6.00			6.00	3	1P330-0200-XA	☆	☆	☆	☆	☆	6.00	5°	57.00
3.00	6.0	7.00			7.00	3	1P330-0300-XA	☆	☆	☆	☆	☆	6.00	5°	57.00
4.00	6.0	8.00	0.10	45°	8.00	3	1P330-0400-XA	☆	☆	☆	☆	☆	6.00	5°	57.00
5.00	6.0	10.00	0.10	45°	10.00	3	1P330-0500-XA	☆	☆	☆	☆	☆	6.00	5°	57.00
6.00	6.0	10.00	0.10	45°	10.00	3	1P330-0600-XA	☆	☆	☆	☆	☆	6.00	5°	57.00
7.00	8.0	13.00	0.10	45°	13.00	3	1P330-0700-XA	☆	☆	☆	☆	☆	8.00	5°	63.00
8.00	8.0	16.00	0.10	45°	16.00	3	1P330-0800-XA	☆	☆	☆	☆	☆	8.00	5°	63.00
9.00	10.0	16.00	0.10	45°	16.00	3	1P330-0900-XA	☆	☆	☆	☆	☆	10.00	5°	72.00
10.00	10.0	19.00	0.10	45°	19.00	3	1P330-1000-XA	☆	☆	☆	☆	☆	10.00	5°	72.00
12.00	12.0	22.00	0.10	45°	22.00	3	1P330-1200-XA	☆	☆	☆	☆	☆	12.00	5°	83.00
14.00	14.0	22.00	0.15	45°	22.00	3	1P330-1400-XA	☆	☆	☆	☆	☆	14.00	5°	83.00
16.00	16.0	26.00	0.15	45°	26.00	3	1P330-1600-XA	☆	☆	☆	☆	☆	16.00	5°	92.00
18.00	18.0	26.00	0.15	45°	26.00	3	1P330-1800-XA	☆	☆	☆	☆	☆	18.00	5°	92.00
20.00	20.0	32.00	0.15	45°	32.00	3	1P330-2000-XA	☆	☆	☆	☆	☆	20.00	5°	104.00

O5 J490 J508 Q1 Q35 Q23

Fresa de metal duro integral CoroMill® Plura para planeado en escuadra

Recta, corte central. Dureza ≤ 48HRc

Fresas de ranurar helicoidales de 45 grados universales

	1P330-XB
CNSC	0
FHA	45°
BSG	DIN 6527 L
TCDCON	h6



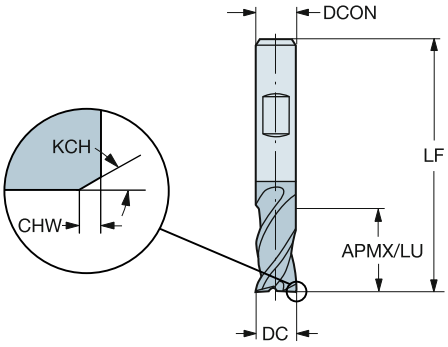

Versión métrica

DC	CZC_{MS}	APMX	CHW	KCH	LU	ZEFP	Código de pedido	P 1620	M 1620	K 1620	N 1620	S 1620	Dimensiones, mm DCON	RMPX	LF
2.00	6.0	6.00			6.00	3	1P330-0200-XB	☆	☆	☆	☆	☆	6.00	5°	57.00
3.00	6.0	7.00			7.00	3	1P330-0300-XB	☆	☆	☆	☆	☆	6.00	5°	57.00
4.00	6.0	8.00	0.10	45°	8.00	3	1P330-0400-XB	☆	☆	☆	☆	☆	6.00	5°	57.00
5.00	6.0	10.00	0.10	45°	10.00	3	1P330-0500-XB	☆	☆	☆	☆	☆	6.00	5°	57.00
6.00	6.0	10.00	0.10	45°	10.00	3	1P330-0600-XB	☆	☆	☆	☆	☆	6.00	5°	57.00
7.00	8.0	13.00	0.10	45°	13.00	3	1P330-0700-XB	☆	☆	☆	☆	☆	8.00	5°	63.00
8.00	8.0	16.00	0.10	45°	16.00	3	1P330-0800-XB	☆	☆	☆	☆	☆	8.00	5°	63.00
9.00	10.0	16.00	0.10	45°	16.00	3	1P330-0900-XB	☆	☆	☆	☆	☆	10.00	5°	72.00
10.00	10.0	19.00	0.10	45°	19.00	3	1P330-1000-XB	☆	☆	☆	☆	☆	10.00	5°	72.00
12.00	12.0	22.00	0.10	45°	22.00	3	1P330-1200-XB	☆	☆	☆	☆	☆	12.00	5°	83.00
14.00	14.0	22.00	0.15	45°	22.00	3	1P330-1400-XB	☆	☆	☆	☆	☆	14.00	5°	83.00
16.00	16.0	26.00	0.15	45°	26.00	3	1P330-1600-XB	☆	☆	☆	☆	☆	16.00	5°	92.00
18.00	18.0	26.00	0.15	45°	26.00	3	1P330-1800-XB	☆	☆	☆	☆	☆	18.00	5°	92.00
20.00	20.0	32.00	0.15	45°	32.00	3	1P330-2000-XB	☆	☆	☆	☆	☆	20.00	5°	104.00

O5 J490 J508 Q1 Q35 Q23

Fresa de metal duro integral CoroMill® Plura para planeado en escuadra

Recta, corte central. Dureza ≤ 48HRc

Fresas de ranurar helicoidales de 45 grados universales

	1P341-XA
CNSC	0
FHA	45°
BSG	DIN 6527 L
TCDCON	h6



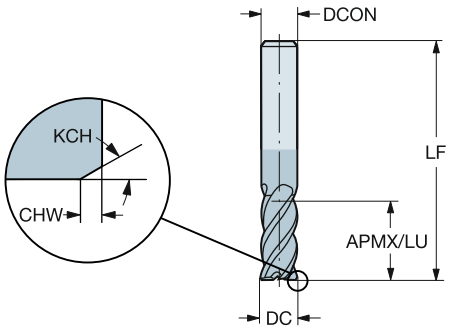

Versión métrica

DC	CZC_{MS}	APMX	CHW	KCH	LU	ZEFP	Código de pedido	P 1620	P 1630	M 1620	M 1630	K 1620	K 1630	S 1620	S 1630	Dimensiones, mm DCON	RMPX	LF
2.00	6.0	7.00			7.00	4	**1P341-0200-XA**	☆	☆	☆	☆	☆	☆	☆	☆	6.00	5°	57.00
3.00	6.0	8.00			8.00	4	**1P341-0300-XA**	☆	☆	☆	☆	☆	☆	☆	☆	6.00	5°	57.00
4.00	6.0	11.00	0.10	45°	11.00	4	**1P341-0400-XA**	☆	☆	☆	☆	☆	☆	☆	☆	6.00	5°	57.00
5.00	6.0	13.00	0.10	45°	13.00	4	**1P341-0500-XA**	☆	☆	☆	☆	☆	☆	☆	☆	6.00	5°	57.00
6.00	6.0	13.00	0.10	45°	13.00	4	**1P341-0600-XA**	☆	☆	☆	☆	☆	☆	☆	☆	6.00	5°	57.00
8.00	8.0	19.00	0.10	45°	19.00	4	**1P341-0800-XA**	☆	☆	☆	☆	☆	☆	☆	☆	8.00	5°	63.00
10.00	10.0	22.00	0.10	45°	22.00	4	**1P341-1000-XA**	☆	☆	☆	☆	☆	☆	☆	☆	10.00	5°	72.00
12.00	12.0	26.00	0.10	45°	26.00	4	**1P341-1200-XA**	☆	☆	☆	☆	☆	☆	☆	☆	12.00	5°	83.00
14.00	14.0	26.00	0.15	45°	26.00	4	**1P341-1400-XA**	☆	☆	☆	☆	☆	☆	☆	☆	14.00	5°	83.00
16.00	16.0	32.00	0.15	45°	32.00	4	**1P341-1600-XA**	☆	☆	☆	☆	☆	☆	☆	☆	16.00	5°	92.00
18.00	18.0	32.00	0.15	45°	32.00	5	**1P341-1800-XA**	☆	☆	☆	☆	☆	☆	☆	☆	18.00	5°	92.00
20.00	20.0	38.00	0.15	45°	38.00	5	**1P341-2000-XA**	☆	☆	☆	☆	☆	☆	☆	☆	20.00	5°	104.00

O5 J490 J508 Q1 Q35 Q23

Fresa de metal duro integral CoroMill® Plura para planeado en escuadra

Recta, corte central. Dureza ≤ 48HRc

Fresas de ranurar helicoidales de 45 grados universales

	1P341-XB
CNSC	0
FHA	45°
BSG	DIN 6527 L
TCDCON	h6

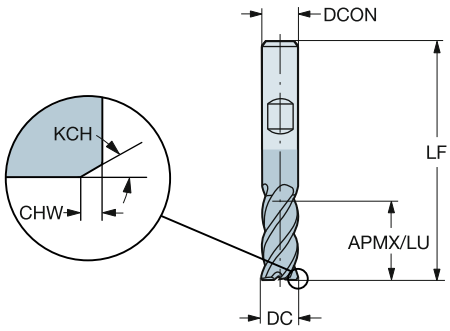

Versión métrica

DC	CZC_{MS}	APMX	CHW	KCH	LU	ZEFP	Código de pedido	P 1630	M 1630	K 1630	S 1630	Dimensiones, mm DCON	RMPX	LF
6.00	6.0	13.00	0.10	45°	13.00	4	**1P341-0600-XB**	☆	☆	☆	☆	6.00	5°	57.00
8.00	8.0	19.00	0.10	45°	19.00	4	**1P341-0800-XB**	☆	☆	☆	☆	8.00	5°	63.00
10.00	10.0	22.00	0.10	45°	22.00	4	**1P341-1000-XB**	☆	☆	☆	☆	10.00	5°	72.00
12.00	12.0	26.00	0.10	45°	26.00	4	**1P341-1200-XB**	☆	☆	☆	☆	12.00	5°	83.00
14.00	14.0	26.00	0.15	45°	26.00	4	**1P341-1400-XB**	☆	☆	☆	☆	14.00	5°	83.00
16.00	16.0	32.00	0.15	45°	32.00	4	**1P341-1600-XB**	☆	☆	☆	☆	16.00	5°	92.00
20.00	20.0	38.00	0.15	45°	38.00	5	**1P341-2000-XB**	☆	☆	☆	☆	20.00	5°	104.00

O5 J490 J508 Q1 Q35 Q23

Fresa de metal duro integral CoroMill® Plura para planeado en escuadra

Recta, corte central. Dureza ≤ 48HRc

Fresas de ranurar helicoidales de 45 grados universales

	1P360-XA
CNSC	0
FHA	45°
BSG	COROMANT
TCDCON	h6

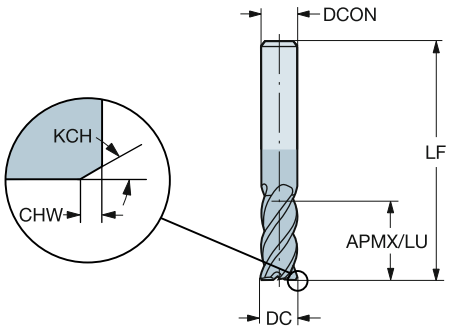

Versión métrica

DC	CZC_{MS}	APMX	CHW	KCH	LU	ZEFP	Código de pedido	P 1620	M 1620	K 1620	S 1620	Dimensiones, mm DCON	RMPX	LF
6.00	6.0	22.00	0.10	45°	22.00	4	**1P360-0600-XA**	☆	☆	☆	☆	6.00	5°	65.00
8.00	8.0	28.00	0.10	45°	28.00	4	**1P360-0800-XA**	☆	☆	☆	☆	8.00	5°	80.00
10.00	10.0	32.00	0.10	45°	32.00	4	**1P360-1000-XA**	☆	☆	☆	☆	10.00	5°	100.00
12.00	12.0	40.00	0.10	45°	40.00	4	**1P360-1200-XA**	☆	☆	☆	☆	12.00	5°	100.00
14.00	14.0	50.00	0.15	45°	50.00	4	**1P360-1400-XA**	☆	☆	☆	☆	14.00	5°	104.00
16.00	16.0	50.00	0.15	45°	50.00	5	**1P360-1600-XA**	☆	☆	☆	☆	16.00	5°	115.00
20.00	20.0	55.00	0.15	45°	55.00	5	**1P360-2000-XA**	☆	☆	☆	☆	20.00	5°	125.00
	20.0	75.00	0.15	45°	75.00	6	**1P370-2000-XA**	☆	☆	☆	☆	20.00	5°	145.00
25.00	25.0	90.00	0.15	45°	90.00	8	**1P360-2500-XA**	☆	☆	☆	☆	25.00	5°	153.00

O5 J490 J508 Q1 Q35 Q23

Fresa de metal duro integral CoroMill® Plura para planeado en escuadra

Recta, corte central. Dureza ≤ 48HRc

Fresas de ranurar con perfil rompevirutas

	1P340-XB
CNSC	0
FHA	37°
BSG	DIN 6527 L
TCDCON	h6

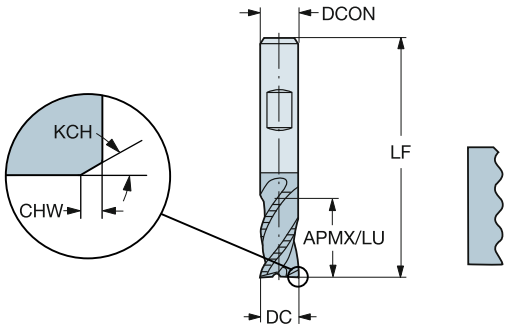

Versión métrica

DC	CZC_{MS}	APMX	CHW	KCH	LU	ZEFP	Código de pedido	P 1640	M 1640	K 1640	S 1640	Dimensiones, mm DCON	RMPX	LF
6.00	6.0	13.00	0.35	35°	13.00	4	**1P340-0600-XB**	☆	☆	☆	☆	6.00	5°	57.00
8.00	8.0	19.00	0.45	35°	19.00	4	**1P340-0800-XB**	☆	☆	☆	☆	8.00	5°	63.00
10.00	10.0	22.00	0.50	35°	22.00	4	**1P340-1000-XB**	☆	☆	☆	☆	10.00	5°	72.00
12.00	12.0	26.00	0.50	35°	26.00	4	**1P340-1200-XB**	☆	☆	☆	☆	12.00	5°	83.00
14.00	14.0	26.00	0.50	35°	26.00	4	**1P340-1400-XB**	☆	☆	☆	☆	14.00	5°	83.00
16.00	16.0	32.00	0.55	35°	32.00	4	**1P340-1600-XB**	☆	☆	☆	☆	16.00	5°	92.00
18.00	18.0	32.00	0.50	35°	32.00	4	**1P340-1800-XB**	☆	☆	☆	☆	18.00	5°	92.00
20.00	20.0	38.00	0.63	35°	38.00	4	**1P340-2000-XB**	☆	☆	☆	☆	20.00	5°	104.00

O5
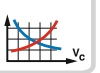 J490
GC J508
ISO 13399 Q1
CNSC CXSC Q35
C3 – D C Q23

Cabeza integral CoroMill® 316 para fresado en escuadra

Radio de punta recto, corte central

Fresas de ranurar universales para estabilidad y espacio para virutas



	316..SM..P
CNSC	0
FHA	50°
BSG	COROMANT

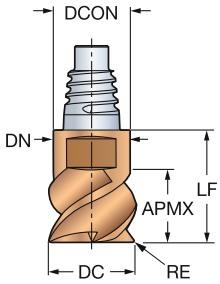

Versión métrica

DC	CZC_{MS}	APMX	RE	ZEFP	Código de pedido	P 1030	M 1030	K 1030	S 1030	Dimensiones, mm DCON	RMPX	LF	DN
10.00	E10	5.50	0.50	4	316-10SM450-10005P	☆	☆	☆	☆	9.70	5°	12.40	9.70
	E10	5.50	0.50	3	316-10SM350-10005P	☆	☆	☆	☆	9.70	5°	12.40	9.70
	E10	5.50	1.00	4	316-10SM450-10010P	☆	☆	☆	☆	9.70	5°	12.40	9.70
	E10	5.50	1.00	3	316-10SM350-10010P	☆	☆	☆	☆	9.70	5°	12.40	9.70
	E10	5.50	1.50	4	316-10SM450-10015P	☆	☆	☆	☆	9.70	5°	12.40	9.70
	E10	5.50	2.00	4	316-10SM450-10020P	☆	☆	☆	☆	9.70	5°	12.40	9.70
	E10	5.50	3.00	4	316-10SM450-10030P	☆	☆	☆	☆	9.70	5°	12.40	9.70
12.00	E12	6.50	0.50	3	316-12SM350-12005P	☆	☆	☆	☆	11.70	5°	14.50	11.70
	E12	6.50	0.50	4	316-12SM450-12005P	☆	☆	☆	☆	11.70	5°	14.50	11.70
	E12	6.50	1.00	4	316-12SM450-12010P	☆	☆	☆	☆	11.70	5°	14.50	11.70
	E12	6.50	1.00	3	316-12SM350-12010P	☆	☆	☆	☆	11.70	5°	14.50	11.70
	E12	6.50	1.50	4	316-12SM450-12015P	☆	☆	☆	☆	11.70	5°	14.50	11.70
	E12	6.50	2.00	4	316-12SM450-12020P	☆	☆	☆	☆	11.70	5°	14.50	11.70
	E12	6.50	3.00	4	316-12SM450-12030P	☆	☆	☆	☆	11.70	5°	14.50	11.70
	E12	6.50	4.00	4	316-12SM450-12040P	☆	☆	☆	☆	11.70	5°	14.50	11.70
16.00	E16	8.50	0.50	4	316-16SM450-16005P	☆	☆	☆	☆	15.50	5°	18.70	15.50
	E16	8.50	0.50	3	316-16SM350-16005P	☆	☆	☆	☆	15.50	5°	18.70	15.50
	E16	8.50	1.00	4	316-16SM450-16010P	☆	☆	☆	☆	15.50	5°	18.70	15.50
	E16	8.50	1.00	3	316-16SM350-16010P	☆	☆	☆	☆	15.50	5°	18.70	15.50
	E16	8.50	1.50	4	316-16SM450-16015P	☆	☆	☆	☆	15.50	5°	18.70	15.50
	E16	8.50	2.00	4	316-16SM450-16020P	☆	☆	☆	☆	15.50	5°	18.70	15.50
	E16	8.50	3.00	4	316-16SM450-16030P	☆	☆	☆	☆	15.50	5°	18.70	15.50
	E16	8.50	4.00	4	316-16SM450-16040P	☆	☆	☆	☆	15.50	5°	18.70	15.50
20.00	E20	11.00	0.40	6	316-20SM645-20004K	☆	☆	☆	☆	19.30	5°	21.30	19.30
	E20	11.00	0.50	3	316-20SM350-20005P	☆	☆	☆	☆	19.30	5°	21.30	19.30
	E20	11.00	0.50	4	316-20SM450-20005P	☆	☆	☆	☆	19.30	5°	21.30	19.30
	E20	11.00	1.00	3	316-20SM350-20010P	☆	☆	☆	☆	19.30	5°	21.30	19.30
	E20	11.00	1.00	4	316-20SM450-20010P	☆	☆	☆	☆	19.30	5°	21.30	19.30
	E20	11.00	1.50	4	316-20SM450-20015P	☆	☆	☆	☆	19.30	5°	21.30	19.30
	E20	11.00	2.00	4	316-20SM450-20020P	☆	☆	☆	☆	19.30	5°	21.30	19.30
	E20	11.00	3.00	4	316-20SM450-20030P	☆	☆	☆	☆	19.30	5°	21.30	19.30
	E20	11.00	4.00	4	316-20SM450-20040P	☆	☆	☆	☆	19.30	5°	21.30	19.30
25.00	E25	13.50	1.00	5	316-25SM550-25010P	☆	☆	☆	☆	24.20	5°	25.60	24.20
	E25	13.50	1.50	5	316-25SM550-25015P	☆	☆	☆	☆	24.20	5°	25.60	24.20
	E25	13.50	2.00	5	316-25SM550-25020P	☆	☆	☆	☆	24.20	5°	25.60	24.20

O5 J495 J508 Q1 Q35 Q26

Cabeza integral CoroMill® 316 para fresado en escuadra

Radio de punta recto, corte central

Fresas de ranurar universales para estabilidad y espacio para virutas

	A316..SM..P
CNSC	0
FHA	50°
BSG	COROMANT



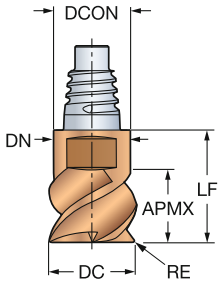

Versión en pulgadas

DC	CZC_{MS}	APMX	RE	ZEFP	Código de pedido	P 1030	M 1030	K 1030	S 1030	Dimensiones, pulg. DCON	RMPX	LF	DN
.375	E10	.209	.015	3	A316-10SM350-03704P	☆	☆	☆	☆	.364	5°	.488	.364
	E10	.209	.015	4	A316-10SM450-03704P	☆	☆	☆	☆	.364	5°	.488	.364
	E10	.209	.031	3	A316-10SM350-03708P	☆	☆	☆	☆	.364	5°	.488	.364
	E10	.209	.031	4	A316-10SM450-03708P	☆	☆	☆	☆	.364	5°	.488	.364
	E10	.209	.062	3	A316-10SM350-03715P	☆	☆	☆	☆	.364	5°	.488	.364
	E10	.209	.062	4	A316-10SM450-03715P	☆	☆	☆	☆	.364	5°	.488	.364
.500	E12	.276	.015	4	A316-12SM450-05004P	☆	☆	☆	☆	.484	5°	.575	.484
	E12	.276	.015	3	A316-12SM350-05004P	☆	☆	☆	☆	.484	5°	.575	.484
	E12	.276	.031	4	A316-12SM450-05008P	☆	☆	☆	☆	.484	5°	.575	.484
	E12	.276	.031	3	A316-12SM350-05008P	☆	☆	☆	☆	.484	5°	.575	.484
	E12	.276	.062	4	A316-12SM450-05015P	☆	☆	☆	☆	.484	5°	.575	.484
	E12	.276	.062	3	A316-12SM350-05015P	☆	☆	☆	☆	.484	5°	.575	.484
.625	E16	.335	.015	4	A316-16SM450-06204P	☆	☆	☆	☆	.610	5°	.736	.610
	E16	.335	.015	3	A316-16SM350-06204P	☆	☆	☆	☆	.610	5°	.736	.610
	E16	.335	.031	4	A316-16SM450-06208P	☆	☆	☆	☆	.610	5°	.736	.610
	E16	.335	.031	3	A316-16SM350-06208P	☆	☆	☆	☆	.610	5°	.736	.610
	E16	.335	.062	4	A316-16SM450-06215P	☆	☆	☆	☆	.610	5°	.736	.610
	E16	.335	.062	3	A316-16SM350-06215P	☆	☆	☆	☆	.610	5°	.736	.610
.750	E20	.413	.031	4	A316-20SM450-07508P	☆	☆	☆	☆	.728	5°	.839	.728
	E20	.413	.031	3	A316-20SM350-07508P	☆	☆	☆	☆	.728	5°	.839	.728
	E20	.413	.062	4	A316-20SM450-07515P	☆	☆	☆	☆	.728	5°	.839	.728
	E20	.413	.062	3	A316-20SM350-07515P	☆	☆	☆	☆	.728	5°	.839	.728
	E20	.413	.125	4	A316-20SM450-07532P	☆	☆	☆	☆	.728	5°	.839	.728
	E20	.413	.125	3	A316-20SM350-07532P	☆	☆	☆	☆	.728	5°	.839	.728
	E20	.413	.250	4	A316-20SM450-07563P	☆	☆	☆	☆	.728	5°	.839	.728
1.000	E25	.551	.062	3	A316-25SM350-10015P	☆	☆	☆	☆	.965	5°	1.008	.965
	E25	.551	.062	5	A316-25SM550-10015P	☆	☆	☆	☆	.965	5°	1.008	.965
	E25	.551	.125	3	A316-25SM350-10032P	☆	☆	☆	☆	.965	5°	1.008	.965
	E25	.551	.125	5	A316-25SM550-10032P	☆	☆	☆	☆	.965	5°	1.008	.965
	E25	.551	.188	5	A316-25SM550-10047P	☆	☆	☆	☆	.965	5°	1.008	.965
	E25	.551	.250	3	A316-25SM350-10063P	☆	☆	☆	☆	.965	5°	1.008	.965
	E25	.551	.250	5	A316-25SM550-10063P	☆	☆	☆	☆	.965	5°	1.008	.965

O5 J495 J508 Q1 Q35 Q26

Cabeza integral CoroMill® 316 para fresado en escuadra

Radio de punta recto, corte central

Fresas de ranurar universales para estabilidad y espacio para virutas



	316..SM..C..P
CNSC	1
FHA	50°
BSG	COROMANT

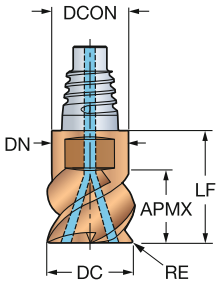

Versión métrica

DC	CZC_{MS}	APMX	RE	ZEFP	Código de pedido	P 1030	M 1030	K 1030	S 1030	Dimensiones, mm DCON	RMPX	LF	DN	CP Bar
10.00	E10	6.00	0.50	4	316-10SM450C10005P	☆	☆	☆	☆	9.70	5°	12.40	9.70	20
	E10	6.00	1.00	4	316-10SM450C10010P	☆	☆	☆	☆	9.70	5°	12.40	9.70	20
	E10	6.00	1.50	4	316-10SM450C10015P	☆	☆	☆	☆	9.70	5°	12.40	9.70	20
	E10	6.00	2.00	4	316-10SM450C10020P	☆	☆	☆	☆	9.70	5°	12.40	9.70	20
	E10	6.00	3.00	4	316-10SM450C10030P	☆	☆	☆	☆	9.70	5°	12.40	9.70	20
12.00	E12	7.50	0.50	4	316-12SM450C12005P	☆	☆	☆	☆	11.70	5°	14.50	11.70	20
	E12	7.50	1.00	4	316-12SM450C12010P	☆	☆	☆	☆	11.70	5°	14.50	11.70	20
	E12	7.50	1.50	4	316-12SM450C12015P	☆	☆	☆	☆	11.70	5°	14.50	11.70	20
	E12	7.50	2.00	4	316-12SM450C12020P	☆	☆	☆	☆	11.70	5°	14.50	11.70	20
	E12	7.50	3.00	4	316-12SM450C12030P	☆	☆	☆	☆	11.70	5°	14.50	11.70	20
	E12	7.50	4.00	4	316-12SM450C12040P	☆	☆	☆	☆	11.70	5°	14.50	11.70	20
16.00	E16	10.00	0.50	4	316-16SM450C16005P	☆	☆	☆	☆	15.50	5°	18.90	15.50	20
	E16	10.00	1.00	4	316-16SM450C16010P	☆	☆	☆	☆	15.50	5°	18.70	15.50	20
	E16	10.00	1.50	4	316-16SM450C16015P	☆	☆	☆	☆	15.50	5°	18.70	15.50	20
	E16	10.00	2.00	4	316-16SM450C16020P	☆	☆	☆	☆	15.50	5°	18.70	15.50	20
	E16	10.00	3.00	4	316-16SM450C16030P	☆	☆	☆	☆	15.50	5°	18.70	15.50	20
	E16	10.00	4.00	4	316-16SM450C16040P	☆	☆	☆	☆	15.50	5°	18.70	15.50	20
20.00	E20	12.00	0.50	4	316-20SM450C20005P	☆	☆	☆	☆	19.30	5°	21.30	19.30	20
	E20	12.00	1.00	4	316-20SM450C20010P	☆	☆	☆	☆	19.30	5°	21.30	19.30	20
	E20	12.00	1.50	4	316-20SM450C20015P	☆	☆	☆	☆	19.30	5°	21.30	19.30	20
	E20	12.00	2.00	4	316-20SM450C20020P	☆	☆	☆	☆	19.30	5°	21.30	19.30	20
	E20	12.00	3.00	4	316-20SM450C20030P	☆	☆	☆	☆	19.30	5°	21.30	19.30	20
	E20	12.00	4.00	4	316-20SM450C20040P	☆	☆	☆	☆	19.30	5°	21.30	19.30	20
25.00	E25	15.00	1.00	5	316-25SM550C25010P	☆	☆	☆	☆	24.20	5°	25.60	24.20	20
	E25	15.00	1.50	5	316-25SM550C25015P	☆	☆	☆	☆	24.20	5°	25.60	24.20	20
	E25	15.00	2.00	5	316-25SM550C25020P	☆	☆	☆	☆	24.20	5°	25.60	24.20	20

O5 J495 J508 Q1 Q35 Q26

SANDVIK Coromant

Cabeza integral CoroMill® 316 para fresado en escuadra

Radio de punta recto, corte central

Fresas de ranurar universales para estabilidad y espacio para virutas



	A316..SM..C..P
CNSC	1
FHA	50°
BSG	COROMANT

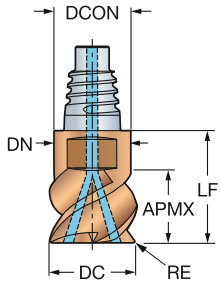

Versión en pulgadas

DC	CZC_{MS}	APMX	RE	ZEFP	Código de pedido	P 1030	M 1030	K 1030	S 1030	Dimensiones, pulg. DCON	RMPX	LF	DN	CP PSI
.375	E10	.236	.015	4	**A316-10SM450C03704P**	☆	☆	☆	☆	.364	5°	.488	.364	290
	E10	.236	.031	4	**A316-10SM450C03708P**	☆	☆	☆	☆	.364	5°	.488	.364	290
	E10	.236	.062	4	**A316-10SM450C03715P**	☆	☆	☆	☆	.364	5°	.488	.364	290
.500	E12	.315	.015	4	**A316-12SM450C05004P**	☆	☆	☆	☆	.484	5°	.571	.484	290
	E12	.315	.031	4	**A316-12SM450C05008P**	☆	☆	☆	☆	.484	5°	.571	.484	290
	E12	.315	.062	4	**A316-12SM450C05015P**	☆	☆	☆	☆	.484	5°	.571	.484	290
.625	E16	.394	.015	4	**A316-16SM450C06204P**	☆	☆	☆	☆	.610	5°	.744	.610	290
	E16	.394	.031	4	**A316-16SM450C06208P**	☆	☆	☆	☆	.610	5°	.744	.610	290
	E16	.394	.062	4	**A316-16SM450C06215P**	☆	☆	☆	☆	.610	5°	.744	.610	290
.750	E20	.453	.031	4	**A316-20SM450C07508P**	☆	☆	☆	☆	.728	5°	.839	.728	290
	E20	.453	.062	4	**A316-20SM450C07515P**	☆	☆	☆	☆	.728	5°	.839	.728	290
	E20	.453	.125	4	**A316-20SM450C07532P**	☆	☆	☆	☆	.728	5°	.839	.728	290
	E20	.453	.250	4	**A316-20SM450C07563P**	☆	☆	☆	☆	.728	5°	.839	.728	290
1.000	E25	.610	.062	5	**A316-25SM550C10015P**	☆	☆	☆	☆	.965	5°	1.008	.965	290
	E25	.610	.125	5	**A316-25SM550C10032P**	☆	☆	☆	☆	.965	5°	1.008	.965	290
	E25	.610	.188	5	**A316-25SM550C10047P**	☆	☆	☆	☆	.965	5°	1.008	.965	290
	E25	.610	.250	5	**A316-25SM550C10063P**	☆	☆	☆	☆	.965	5°	1.008	.965	290

O5 J495 J508 Q1 Q35 Q26

Cabeza integral CoroMill® 316 para fresado en escuadra

Radio de punta recto, corte central

Fresas de ranurado para cargas de viruta altas



	316..SM2..P
CNSC	0
FHA	10°
BSG	COROMANT

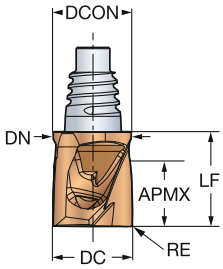

Versión métrica

DC	CZC_{MS}	APMX	RE	ZEFP	Código de pedido	P 1030	M 1030	K 1030	S 1030	Dimensiones, mm DCON	RMPX	LF	DN
10.00	E10	8.00	0.50	2	316-10SM210-10005P	☆	☆	☆	☆	9.70	5°	11.80	9.70
	E10	8.00	0.80	2	316-10SM210-10008P	☆	☆	☆	☆	9.70	5°	11.80	9.70
	E10	8.00	1.00	2	316-10SM210-10010P	☆	☆	☆	☆	9.70	5°	11.80	9.70
	E10	8.00	1.50	2	316-10SM210-10015P	☆	☆	☆	☆	9.70	5°	11.80	9.70
	E10	8.00	2.00	2	316-10SM210-10020P	☆	☆	☆	☆	9.70	5°	11.80	9.70
	E10	8.00	3.00	2	316-10SM210-10030P	☆	☆	☆	☆	9.70	5°	11.80	9.70
12.00	E12	10.00	0.50	2	316-12SM210-12005P	☆	☆	☆	☆	11.70	5°	14.00	11.70
	E12	10.00	0.80	2	316-12SM210-12008P	☆	☆	☆	☆	11.70	5°	14.00	11.70
	E12	10.00	1.00	2	316-12SM210-12010P	☆	☆	☆	☆	11.70	5°	14.00	11.70
	E12	10.00	1.50	2	316-12SM210-12015P	☆	☆	☆	☆	11.70	5°	14.00	11.70
	E12	10.00	2.00	2	316-12SM210-12020P	☆	☆	☆	☆	11.70	5°	14.00	11.70
	E12	10.00	3.00	2	316-12SM210-12030P	☆	☆	☆	☆	11.70	5°	14.00	11.70
16.00	E16	13.00	0.50	2	316-16SM210-16005P	☆	☆	☆	☆	15.50	5°	18.10	15.50
	E16	13.00	0.80	2	316-16SM210-16008P	☆	☆	☆	☆	15.50	5°	18.10	15.50
	E16	13.00	1.00	2	316-16SM210-16010P	☆	☆	☆	☆	15.50	5°	18.10	15.50
	E16	13.00	1.50	2	316-16SM210-16015P	☆	☆	☆	☆	15.50	5°	18.10	15.50
	E16	13.00	2.00	2	316-16SM210-16020P	☆	☆	☆	☆	15.50	5°	18.10	15.50
	E16	13.00	3.00	2	316-16SM210-16030P	☆	☆	☆	☆	15.50	5°	18.10	15.50
	E16	13.00	4.00	2	316-16SM210-16040P	☆	☆	☆	☆	15.50	5°	18.10	15.50

O5 J495 J508 Q1 Q35 Q26

Cabeza integral CoroMill® 316 para fresado en escuadra

Radio de punta recto, corte central

Fresas de ranurado para cargas de viruta altas



	A316..SM2..P
CNSC	0
FHA	10°
BSG	COROMANT

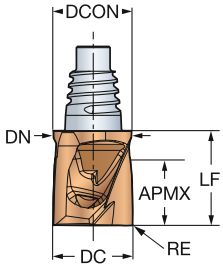

Versión en pulgadas

DC	CZC_{MS}	APMX	RE	ZEFP	Código de pedido	P 1030	M 1030	K 1030	S 1030	Dimensiones, pulg. DCON	RMPX	LF	DN
.375	E10	.315	.015	2	A316-10SM210-03704P	☆	☆	☆	☆	.364	5°	.465	.382
	E10	.315	.031	2	A316-10SM210-03708P	☆	☆	☆	☆	.364	5°	.465	.382
	E10	.315	.062	2	A316-10SM210-03715P	☆	☆	☆	☆	.364	5°	.465	.382
.500	E12	.413	.015	2	A316-12SM210-05004P	☆	☆	☆	☆	.484	5°	.551	.484
	E12	.413	.031	2	A316-12SM210-05008P	☆	☆	☆	☆	.484	5°	.551	.484
	E12	.413	.062	2	A316-12SM210-05015P	☆	☆	☆	☆	.484	5°	.551	.484
.625	E16	.512	.015	2	A316-16SM210-06204P	☆	☆	☆	☆	.610	5°	.713	.610
	E16	.512	.031	2	A316-16SM210-06208P	☆	☆	☆	☆	.610	5°	.713	.610
	E16	.512	.062	2	A316-16SM210-06215P	☆	☆	☆	☆	.610	5°	.713	.610

O5 J495 J508 Q1 Q35 Q26

Cabeza integral CoroMill® 316 para fresado en escuadra

Radio de punta recto, corte central

Fresas de ranurado para fresado de aluminio

	316..SM..A
CNSC	0
FHA	45°
BSG	COROMANT



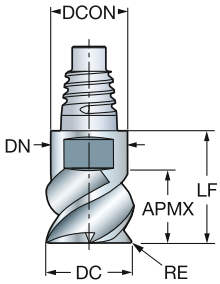

Versión métrica

DC	CZC_{MS}	APMX	RE	ZEFP	Código de pedido	N H10F	Dimensiones, mm DCON	RMPX	LF	DN
10.00	E10	5.50	1.00	3	**316-10SM345-10010A**	☆	9.70	15°	12.40	9.70
	E10	5.50	2.50	3	**316-10SM345-10025A**	☆	9.70	15°	12.40	9.70
12.00	E12	6.50	1.00	3	**316-12SM345-12010A**	☆	11.70	15°	14.50	11.70
	E12	6.50	2.50	3	**316-12SM345-12025A**	☆	11.70	15°	14.50	11.70
	E12	6.50	4.00	3	**316-12SM345-12040A**	☆	11.70	15°	14.50	11.70
16.00	E16	8.50	1.50	3	**316-16SM345-16015A**	☆	15.50	15°	18.70	15.50
	E16	8.50	2.50	3	**316-16SM345-16025A**	☆	15.50	15°	18.70	15.50
	E16	8.50	4.00	3	**316-16SM345-16040A**	☆	15.50	15°	18.70	15.50
20.00	E20	11.00	2.50	3	**316-20SM345-20025A**	☆	19.30	15°	21.30	19.30
	E20	11.00	4.00	3	**316-20SM345-20040A**	☆	19.30	15°	21.30	19.30
25.00	E25	13.50	4.00	3	**316-25SM345-25040A**	☆	24.20	15°	25.60	24.20

O5 J495 J508 Q1 Q35 Q26

Cabeza integral CoroMill® 316 para fresado en escuadra

Radio de punta recto, corte central

Fresas de ranurado para fresado de aluminio

	316..SM..A (CHW)
CNSC	0
FHA	45°
BSG	COROMANT



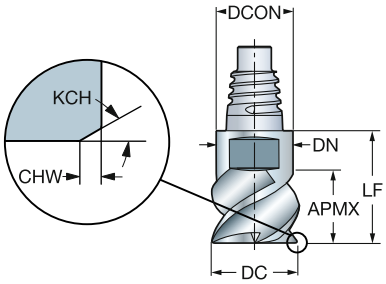

Versión métrica

DC	CZC_{MS}	APMX	CHW	KCH	ZEFP	Código de pedido	N H10F	Dimensiones, mm DCON	RMPX	LF	DN
10.00	E10	5.50	0.10	45°	3	**316-10SM345-10000A**	☆	9.70	15°	12.40	9.70
12.00	E12	6.50	0.10	45°	3	**316-12SM345-12000A**	☆	11.70	15°	14.50	11.70
16.00	E16	8.50	0.15	45°	3	**316-16SM345-16000A**	☆	15.50	15°	18.70	15.50
20.00	E20	11.00	0.15	45°	3	**316-20SM345-20000A**	☆	19.30	15°	21.30	19.30
25.00	E25	13.50	0.15	45°	3	**316-25SM345-25000A**	☆	24.20	15°	25.60	24.20

O5 J495 J508 Q1 Q35 Q26

Cabeza integral CoroMill® 316 para fresado en escuadra

Radio de punta recto, corte central

Fresas de ranurar con perfil rompevirutas

	316..SM..K
CNSC	0
FHA	45°
BSG	COROMANT



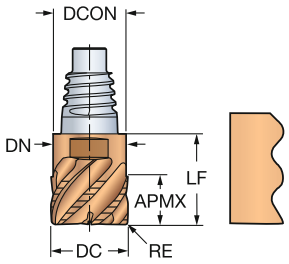

Versión métrica

DC	CZC_{MS}	APMX	RE	ZEFP	Código de pedido	P 1030	M 1030	K 1030	S 1030	Dimensiones, mm DCON	RMPX	LF	DN
10.00	E10	5.50	0.40	4	**316-10SM440-10004K**	☆	☆	☆	☆	9.70	5°	12.40	9.70
	E10	5.50	0.40	5	**316-10SM545-10004K**	☆	☆	☆	☆	9.70	5°	12.40	9.70
12.00	E12	6.50	0.40	5	**316-12SM545-12004K**	☆	☆	☆	☆	11.70	5°	14.50	11.70
	E12	6.50	0.40	4	**316-12SM440-12004K**	☆	☆	☆	☆	11.70	5°	14.50	11.70
16.00	E16	8.50	0.40	4	**316-16SM440-16004K**	☆	☆	☆	☆	15.50	5°	18.70	15.50
	E16	8.50	0.40	6	**316-16SM645-16004K**	☆	☆	☆	☆	15.50	5°	18.70	15.50
25.00	E25	13.50	0.40	8	**316-25SM845-25004K**	☆	☆	☆	☆	24.20	5°	25.60	24.20

Versión en pulgadas

DC	CZC_{MS}	APMX	RE	ZEFP	Código de pedido	P 1030	M 1030	K 1030	S 1030	Dimensiones, pulg. DCON	RMPX	LF	DN
.375	E10	.209	.016	4	**A316-10SM440-03704K**	☆	☆	☆	☆	.364	5°	.488	.364
.500	E12	.276	.016	4	**A316-12SM440-05004K**	☆	☆	☆	☆	.484	5°	.575	.484
	E12	.276	.062	4	**A316-12SM440-05015K**	☆	☆	☆	☆	.484	5°	.575	.484
.625	E16	.335	.016	4	**A316-16SM440-06204K**	☆	☆	☆	☆	.610	5°	.736	.610
	E16	.335	.062	4	**A316-16SM440-06215K**	☆	☆	☆	☆	.610	5°	.736	.610
.750	E20	.413	.015	4	**A316-20SM440-07504K**	☆	☆	☆	☆	.728	5°	.839	.728
	E20	.413	.016	6	**A316-20SM645-07504K**	☆	☆	☆	☆	.728	5°	.839	.728
1.000	E25	.551	.016	8	**A316-25SM845-10004K**	☆	☆	☆	☆	.965	5°	1.008	.965

O5 J495 J508 Q1 Q35 Q26

Cabeza integral CoroMill® 316 para fresado en escuadra

Radio de punta recto, sin corte central

Fresas de ranurar para acabado a súper-acabado



	316..FM..L
CNSC	0
FHA	50°
BSG	COROMANT

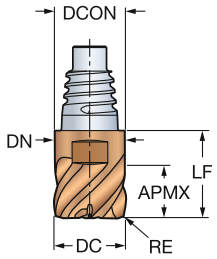

Versión métrica

DC	CZC_{MS}	APMX	RE	ZEFP	Código de pedido	P 1030	M 1030	K 1030	S 1030	Dimensiones, mm DCON	RMPX	LF	DN
10.00	E10	5.50	1.00	6	**316-10FM650-10010L**	☆	☆	☆	☆	9.70	5°	12.40	9.70
12.00	E12	6.50	1.00	6	**316-12FM650-12010L**	☆	☆	☆	☆	11.70	5°	14.50	11.70
16.00	E16	8.50	1.50	6	**316-16FM650-16015L**	☆	☆	☆	☆	15.50	5°	18.70	15.50
20.00	E20	11.00	1.50	8	**316-20FM850-20015L**	☆	☆	☆	☆	19.30	5°	21.30	19.30
25.00	E25	13.50	1.00	8	**316-25FM850-25010L**	☆	☆	☆	☆	24.20	5°	25.60	24.20

O5 J495 J508 Q1 Q35 Q26

Cabeza integral CoroMill® 316 para fresado en escuadra

Radio de punta recto, sin corte central

Fresas de ranurar para acabado a súper-acabado



	316..FM..L (CHW)
CNSC	0
FHA	50°
BSG	COROMANT

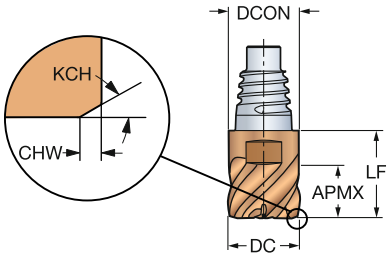

Versión métrica

DC	CZC_{MS}	APMX	CHW	KCH	ZEFP	Código de pedido	P 1030	M 1030	K 1030	S 1030	Dimensiones, mm DCON	RMPX	LF	DN
10.00	E10	5.50	0.10	45°	6	**316-10FM650-10000L**	☆	☆	☆	☆	9.70	5°	12.40	9.70
12.00	E12	6.50	0.10	45°	6	**316-12FM650-12000L**	☆	☆	☆	☆	11.70	5°	14.50	11.70
16.00	E16	8.50	0.15	45°	6	**316-16FM650-16000L**	☆	☆	☆	☆	15.50	5°	18.70	15.50
20.00	E20	11.00	0.15	45°	8	**316-20FM850-20000L**	☆	☆	☆	☆	19.30	5°	21.30	19.30

O5 J495 J508 Q1 Q35 Q26

Cabeza integral CoroMill® 316 para fresado en escuadra

Recta, sin corte central

Fresas de ranurar para acabado a súper-acabado



	A316..FM..L
CNSC	0
FHA	50°
BSG	COROMANT

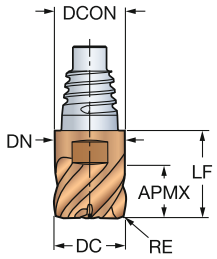

Versión en pulgadas

DC	CZC_{MS}	APMX	RE	ZEFP	Código de pedido	P 1030	M 1030	K 1030	S 1030	Dimensiones, pulg. DCON	RMPX	LF	DN
.375	E10	.209	.015	6	A316-10FM650-03704L	☆	☆	☆	☆	.364	5°	.488	.364
	E10	.209	.031	6	A316-10FM650-03708L	☆	☆	☆	☆	.364	5°	.488	.364
	E10	.209	.062	6	A316-10FM650-03715L	☆	☆	☆	☆	.364	5°	.488	.364
.500	E12	.276	.015	6	A316-12FM650-05004L	☆	☆	☆	☆	.484	5°	.575	.484
	E12	.276	.031	6	A316-12FM650-05008L	☆	☆	☆	☆	.484	5°	.575	.484
	E12	.276	.062	6	A316-12FM650-05015L	☆	☆	☆	☆	.484	5°	.575	.484
.625	E16	.335	.031	6	A316-16FM650-06208L	☆	☆	☆	☆	.610	5°	.736	.610
	E16	.335	.031	8	A316-16FM850-06208L	☆	☆	☆	☆	.610	5°	.736	.610
	E16	.335	.062	6	A316-16FM650-06215L	☆	☆	☆	☆	.610	5°	.736	.610
	E16	.335	.062	8	A316-16FM850-06215L	☆	☆	☆	☆	.610	5°	.736	.610
.750	E20	.413	.031	8	A316-20FM850-07508L	☆	☆	☆	☆	.728	5°	.839	.728
	E20	.413	.031	10	A316-20FMA50-07508L	☆	☆	☆	☆	.728	5°	.839	.728
	E20	.413	.062	8	A316-20FM850-07515L	☆	☆	☆	☆	.728	5°	.839	.728
	E20	.413	.062	10	A316-20FMA50-07515L	☆	☆	☆	☆	.728	5°	.839	.728
	E20	.413	.125	8	A316-20FM850-07532L	☆	☆	☆	☆	.728	5°	.839	.728
	E20	.413	.125	10	A316-20FMA50-07532L	☆	☆	☆	☆	.728	5°	.839	.728
1.000	E25	.551	.062	10	A316-25FMA50-10015L	☆	☆	☆	☆	.965	5°	1.008	.965
	E25	.551	.062	12	A316-25FMC50-10015L	☆	☆	☆	☆	.965	5°	1.008	.965
	E25	.551	.125	10	A316-25FMA50-10032L	☆	☆	☆	☆	.965	5°	1.008	.965
	E25	.551	.125	12	A316-25FMC50-10032L	☆	☆	☆	☆	.965	5°	1.008	.965
	E25	.551	.250	10	A316-25FMA50-10063L	☆	☆	☆	☆	.965	5°	1.008	.965
	E25	.551	.250	12	A316-25FMC50-10063L	☆	☆	☆	☆	.965	5°	1.008	.965

O5 J495 J508 Q1 Q35 Q26

Fresa de metal duro integral de punta esférica CoroMill® Plura para ranurado

Punta esférica. Dureza 43≤HRc≤63

Micro-fresas de ranurado

	R216.42..30-..C..G
CNSC	0
FHA	30°
BSG	COROMANT
TCDCON	h6
PSIR	0°

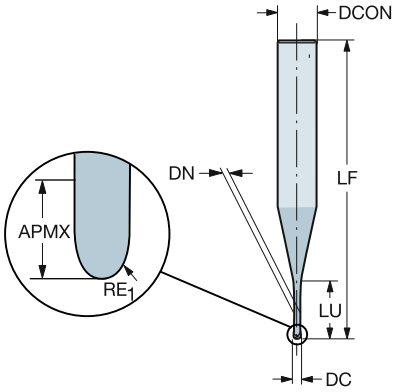

Versión métrica

DC	CZC_{MS}	APMX	RE_1	LU	ZEFP	Código de pedido	H 1700	DCON	RMPX	LF	DN
								Dimensiones, mm			
0.10	4.0	0.08	0.05	0.15	2	R216.42-00130-EC01G	☆	4.00	15°	45.00	0.08
	4.0	0.08	0.05	0.30	2	R216.42-00130-FC01G	☆	4.00	15°	45.00	0.08
	4.0	0.08	0.05	0.75	2	R216.42-00130-HC01G	☆	4.00	15°	45.00	0.08
0.20	4.0	0.15	0.10	0.30	2	R216.42-00230-EC02G	☆	4.00	15°	45.00	0.17
	4.0	0.15	0.10	0.60	2	R216.42-00230-FC02G	☆	4.00	15°	45.00	0.17
	4.0	0.15	0.10	1.00	2	R216.42-00230-GC02G	☆	4.00	15°	45.00	0.17
	4.0	0.15	0.10	1.50	2	R216.42-00230-HC02G	☆	4.00	15°	45.00	0.17
	4.0	0.15	0.10	2.00	2	R216.42-00230-IC02G	☆	4.00	15°	45.00	0.17
0.30	4.0	0.25	0.15	0.45	2	R216.42-00330-EC03G	☆	4.00	15°	45.00	0.27
	4.0	0.25	0.15	0.90	2	R216.42-00330-FC03G	☆	4.00	15°	45.00	0.27
	4.0	0.25	0.15	1.50	2	R216.42-00330-GC03G	☆	4.00	15°	45.00	0.27
	4.0	0.25	0.15	2.00	2	R216.42-00330-HC03G	☆	4.00	15°	45.00	0.27
	4.0	0.25	0.15	3.00	2	R216.42-00330-JC03G	☆	4.00	15°	45.00	0.27
0.40	4.0	0.30	0.20	0.60	2	R216.42-00430-EC04G	☆	4.00	15°	45.00	0.37
	4.0	0.30	0.20	1.20	2	R216.42-00430-FC04G	☆	4.00	15°	45.00	0.37
	4.0	0.30	0.20	2.00	2	R216.42-00430-GC04G	☆	4.00	15°	45.00	0.37
	4.0	0.30	0.20	3.00	2	R216.42-00430-HC04G	☆	4.00	15°	45.00	0.37
	4.0	0.30	0.20	3.50	2	R216.42-00430-IC04G	☆	4.00	15°	45.00	0.37
	4.0	0.30	0.20	4.00	2	R216.42-00430-JC04G	☆	4.00	15°	45.00	0.37
0.50	4.0	0.35	0.25	1.50	2	R216.42-00530-FC05G	☆	4.00	15°	45.00	0.47
	4.0	0.35	0.25	3.00	2	R216.42-00530-HC05G	☆	4.00	15°	45.00	0.47
	4.0	0.35	0.25	5.00	2	R216.42-00530-JC05G	☆	4.00	15°	45.00	0.47
	4.0	0.35	0.25	0.75	2	R216.42-00530-EC05G	☆	4.00	15°	45.00	0.47
0.60	4.0	0.40	0.30	0.90	2	R216.42-00630-EC06G	☆	4.00	15°	45.00	0.57
	4.0	0.40	0.30	1.80	2	R216.42-00630-FC06G	☆	4.00	15°	45.00	0.57
	4.0	0.40	0.30	3.00	2	R216.42-00630-GC06G	☆	4.00	15°	45.00	0.57
	4.0	0.40	0.30	5.00	2	R216.42-00630-IC06G	☆	4.00	15°	45.00	0.57
	4.0	0.40	0.30	6.00	2	R216.42-00630-JC06G	☆	4.00	15°	45.00	0.57
0.80	4.0	0.50	0.40	2.40	2	R216.42-00830-FC08G	☆	4.00	15°	45.00	0.77
	4.0	0.50	0.40	4.00	2	R216.42-00830-GC08G	☆	4.00	15°	45.00	0.77
	4.0	0.50	0.40	6.00	2	R216.42-00830-HC08G	☆	4.00	15°	45.00	0.77
	4.0	0.50	0.40	1.20	2	R216.42-00830-EC08G	☆	4.00	15°	45.00	0.77

O5 J490 J508 Q1 Q35 Q24

SANDVIK Coromant

Fresa de metal duro integral de punta esférica CoroMill® Plura para ranurado

Punta esférica. Dureza 43≤HRc≤63

Micro-fresas de ranurado

	R216.42..30-..C..G
CNSC	0
FHA	30°
BSG	COROMANT
TCDCON	h6
PSIR	0°

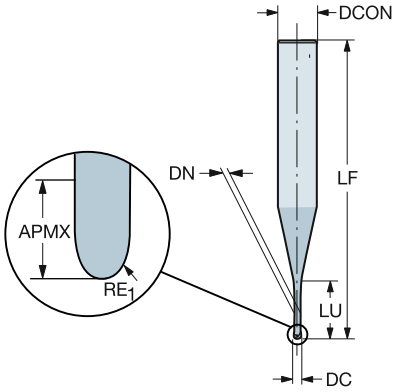

Versión métrica

DC	CZC_{MS}	APMX	RE_1	LU	ZEFP	Código de pedido	H 1700	Dimensiones, mm DCON	RMPX	LF	DN
1.00	6.0	0.80	0.50	1.50	2	R216.42-01030-EC10G	☆	6.00	15°	45.00	0.96
	6.0	0.80	0.50	3.00	2	R216.42-01030-FC10G	☆	6.00	15°	45.00	0.96
	6.0	0.80	0.50	6.00	2	R216.42-01030-HC10G	☆	6.00	15°	45.00	0.96
	6.0	0.80	0.50	8.00	2	R216.42-01030-IC10G	☆	6.00	15°	45.00	0.96
	6.0	0.80	0.50	10.00	2	R216.42-01030-JC10G	☆	6.00	15°	50.00	0.96
1.20	6.0	1.10	0.60	1.80	2	R216.42-01230-EC12G	☆	6.00	15°	45.00	1.15
	6.0	1.10	0.60	3.60	2	R216.42-01230-FC12G	☆	6.00	15°	45.00	1.15
1.50	6.0	1.35	0.75	2.25	2	R216.42-01530-EC15G	☆	6.00	15°	45.00	1.44
	6.0	1.35	0.75	4.50	2	R216.42-01530-FC15G	☆	6.00	15°	45.00	1.44
	6.0	1.35	0.75	8.00	2	R216.42-01530-GC15G	☆	6.00	15°	45.00	1.44
	6.0	1.35	0.75	12.00	2	R216.42-01530-IC15G	☆	6.00	15°	50.00	1.44
2.00	6.0	1.70	1.00	3.00	2	R216.42-02030-EC20G	☆	6.00	15°	45.00	1.92
	6.0	1.70	1.00	6.00	2	R216.42-02030-FC20G	☆	6.00	15°	45.00	1.92
	6.0	1.70	1.00	8.00	2	R216.42-02030-GC20G	☆	6.00	15°	45.00	1.92
	6.0	1.70	1.00	12.00	2	R216.42-02030-HC20G	☆	6.00	15°	50.00	1.92
	6.0	1.70	1.00	16.00	2	R216.42-02030-IC20G	☆	6.00	15°	50.00	1.92
	6.0	1.70	1.00	20.00	2	R216.42-02030-JC20G	☆	6.00	15°	55.00	1.92
2.50	6.0	2.00	1.25	7.50	2	R216.42-02530-FC25G	☆	6.00	15°	45.00	2.40
	6.0	2.00	1.25	12.50	2	R216.42-02530-GC25G	☆	6.00	15°	50.00	2.40
	6.0	2.00	1.25	15.00	2	R216.42-02530-HC25G	☆	6.00	15°	50.00	2.40
	6.0	2.00	1.25	20.00	2	R216.42-02530-IC25G	☆	6.00	15°	55.00	2.40
	6.0	2.00	1.25	3.75	2	R216.42-02530-EC25G	☆	6.00	15°	45.00	2.40

O5 J490 J508 Q1 Q35 Q24

Fresa de metal duro integral de punta esférica CoroMill® Plura para ranurado

Punta esférica. Dureza 43≤HRc≤63

Micro-fresas de ranurado

	R216.4x..30-AE..G
CNSC	0
FHA	30°
BSG	COROMANT
TCDCON	h6
PSIR	0°

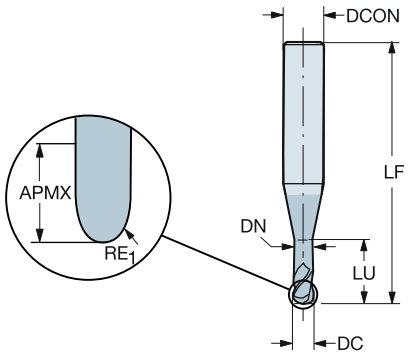

Versión métrica

DC	CZC_{MS}	APMX	RE_1	LU	ZEFP	Código de pedido	P 1620	M 1620	K 1620	N 1620	S 1620	H 1620	Dimensiones, mm DCON	RMPX	LF	DN
0.40	6.0	0.40	0.20	1.00	2	**R216.42-00430-AE04G**	☆	☆	☆	☆	☆	☆	6.00	15°	54.00	0.36
0.50	6.0	0.50	0.25	1.20	2	**R216.42-00530-AE05G**	☆	☆	☆	☆	☆	☆	6.00	15°	54.00	0.46
0.60	6.0	0.60	0.30	1.50	2	**R216.42-00630-AE06G**	☆	☆	☆	☆	☆	☆	6.00	15°	54.00	0.56
0.80	6.0	0.80	0.40	2.00	2	**R216.42-00830-AE08G**	☆	☆	☆	☆	☆	☆	6.00	15°	54.00	0.76
1.00	6.0	1.00	0.50	2.50	2	**R216.42-01030-AE10G**	☆	☆	☆	☆	☆	☆	6.00	15°	54.00	0.96

O5 J490 J508 Q1 Q35 Q24

SANDVIK Coromant

Fresa de metal duro integral de punta esférica CoroMill® Plura para ranurado

Punta esférica. Dureza 43≤HRc≤63

Micro-fresas de ranurado

	R216.4x..30-AJ..G
CNSC	0
FHA	30°
BSG	COROMANT
TCDCON	h6
PSIR	0°

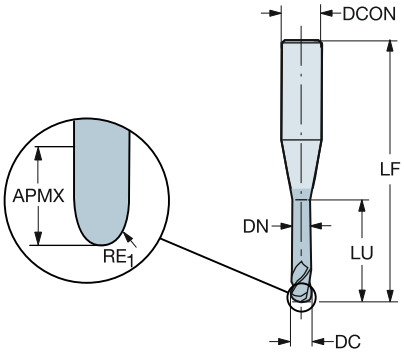

Versión métrica

DC	CZC_{MS}	APMX	RE_1	LU	ZEFP	Código de pedido	P 1620	M 1620	K 1620	N 1620	S 1620	H 1620	Dimensiones, mm DCON	RMPX	LF	DN
0.50	6.0	0.50	0.25	5.00	2	**R216.42-00530-AJ05G**	☆	☆	☆	☆	☆	☆	6.00	15°	57.00	0.46
0.60	6.0	0.60	0.30	6.00	2	**R216.42-00630-AJ06G**	☆	☆	☆	☆	☆	☆	6.00	15°	57.00	0.56
0.80	6.0	0.80	0.40	8.00	2	**R216.42-00830-AJ08G**	☆	☆	☆	☆	☆	☆	6.00	15°	57.00	0.76
1.00	6.0	1.00	0.50	10.00	2	**R216.42-01030-AJ10G**	☆	☆	☆	☆	☆	☆	6.00	15°	57.00	0.96

O5 J490 J508 Q1 Q35 Q24

Fresa de metal duro integral de punta esférica CoroMill® Plura para ranurado

Punta esférica. Dureza 43≤HRc≤63

Micro-fresas de ranurado

	R216.4x..30-AO..G
CNSC	0
FHA	30°
BSG	COROMANT
TCDCON	h6
PSIR	0°

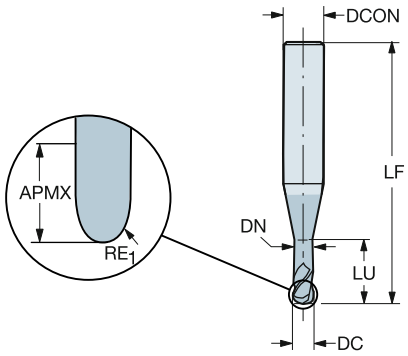

Versión métrica

DC	CZC_{MS}	APMX	RE_1	LU	ZEFP	Código de pedido	P 1620	M 1620	K 1620	N 1620	S 1620	H 1620	Dimensiones, mm DCON	RMPX	LF	DN
0.50	6.0	0.50	0.25	2.50	2	**R216.42-00530-AO05G**	☆	☆	☆	☆	☆	☆	6.00	15°	57.00	0.46
0.60	6.0	0.60	0.30	3.00	2	**R216.42-00630-AO06G**	☆	☆	☆	☆	☆	☆	6.00	15°	57.00	0.56
0.80	6.0	0.80	0.40	4.00	2	**R216.42-00830-AO08G**	☆	☆	☆	☆	☆	☆	6.00	15°	57.00	0.76
1.00	6.0	1.00	0.50	5.00	2	**R216.42-01030-AO10G**	☆	☆	☆	☆	☆	☆	6.00	15°	57.00	0.96

O5 J490 J508 Q1 Q35 Q24

Fresa de metal duro integral de punta esférica CoroMill® Plura para ranurado

Punta esférica

Fresas de ranurar para fresado de perfiles

	2B330-NC
CNSC	0
FHA	40°
BSG	COROMANT
TCDCON	h8
PSIR	0°



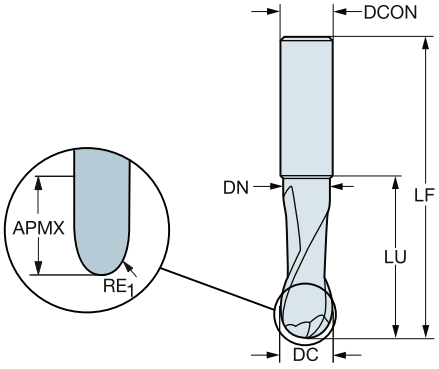

Versión métrica

DC	CZC_{MS}	APMX	RE_1	LU	ZEFP	Código de pedido	N H10F	Dimensiones, mm DCON	RMPX	LF	DN
3.00	3.0	5.00	1.50	8.80	1	**2B330-0300-NC**	☆	3.00	20°	38.00	2.70
4.00	4.0	7.00	2.00	11.80	1	**2B330-0400-NC**	☆	4.00	20°	50.00	3.70
5.00	5.0	10.00	2.50	14.80	1	**2B330-0500-NC**	☆	5.00	20°	50.00	4.70
6.00	6.0	11.00	3.00	17.80	1	**2B330-0600-NC**	☆	6.00	20°	57.00	5.70
8.00	8.0	14.00	4.00	23.80	1	**2B330-0800-NC**	☆	8.00	20°	63.00	7.70
10.00	10.0	18.00	5.00	29.80	1	**2B330-1000-NC**	☆	10.00	20°	73.00	9.70
12.00	12.0	22.00	6.00	35.80	1	**2B330-1200-NC**	☆	12.00	20°	83.00	11.70
16.00	16.0	29.00	8.00	47.80	1	**2B330-1600-NC**	☆	16.00	20°	92.00	15.70

O5 J490 J508 Q1 Q35 Q24

Fresa de metal duro integral de punta esférica CoroMill® Plura para ranurado

Punta esférica

Fresas de ranurar para fresado de perfiles

	R216.4x..30-AK..A
CNSC	0
FHA	30°
BSG	COROMANT
TCDCON	h6
PSIR	0°

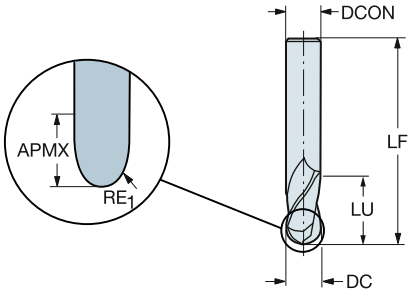

Versión métrica

DC	CZC_{MS}	APMX	RE_1	LU	ZEFP	Código de pedido	N H10F	Dimensiones, mm DCON	RMPX	LF
2.00	6.0	6.00	1.00	6.00	2	**R216.42-02030-AK60A**	☆	6.00	20°	57.00
3.00	6.0	7.00	1.50	7.00	2	**R216.42-03030-AK07A**	☆	6.00	20°	80.00
4.00	6.0	8.00	2.00	8.00	2	**R216.42-04030-AK08A**	☆	6.00	20°	80.00
5.00	6.0	10.00	2.50	10.00	2	**R216.42-05030-AK10A**	☆	6.00	20°	80.00
6.00	6.0	10.00	3.00	10.00	2	**R216.42-06030-AK10A**	☆	6.00	20°	80.00
8.00	8.0	16.00	4.00	16.00	2	**R216.42-08030-AK16A**	☆	8.00	20°	100.00
10.00	10.0	19.00	5.00	19.00	2	**R216.42-10030-AK19A**	☆	10.00	20°	100.00
12.00	12.0	22.00	6.00	22.00	2	**R216.42-12030-AK22A**	☆	12.00	20°	100.00
16.00	16.0	26.00	8.00	26.00	2	**R216.42-16030-AK26A**	☆	16.00	20°	100.00

O5 J490 J508 Q1 Q35 Q24

Fresa de metal duro integral de punta esférica CoroMill® Plura para ranurado

Punta esférica

Fresas de ranurar para fresado de perfiles

	2B320-NG
CNSC	0
FHA	40°
BSG	COROMANT
TCDCON	h6
PSIR	0°

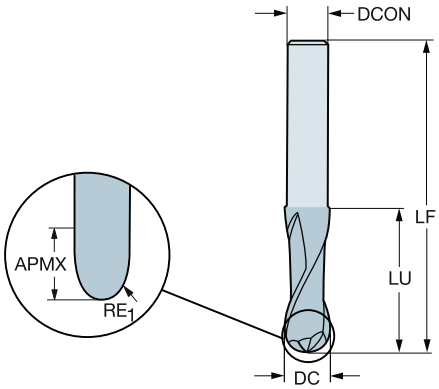

Versión métrica

DC	CZC_{MS}	APMX	RE_1	LU	ZEFP	Código de pedido	N H10F	Dimensiones, mm DCON	RMPX	LF
3.00	2.9	4.00	1.50	32.00	2	**2B320-0300-NG**	☆	2.90	20°	60.00
4.00	3.8	5.00	2.00	32.00	2	**2B320-0400-NG**	☆	3.80	20°	60.00
5.00	4.8	8.00	2.50	42.00	2	**2B320-0500-NG**	☆	4.80	20°	70.00
6.00	5.8	9.00	3.00	64.00	2	**2B320-0600-NG**	☆	5.80	20°	100.00
8.00	7.8	13.00	4.00	64.00	2	**2B320-0800-NG**	☆	7.80	20°	100.00
10.00	9.7	15.00	5.00	60.00	2	**2B320-1000-NG**	☆	9.70	20°	100.00
12.00	11.7	17.00	6.00	80.00	2	**2B320-1200-NG**	☆	11.70	20°	125.00
16.00	15.7	23.00	8.00	77.00	2	**2B320-1600-NG**	☆	15.70	20°	125.00
20.00	19.7	26.00	10.00	100.00	2	**2B320-2000-NG**	☆	19.70	20°	150.00

O5 J490 J508 Q1 Q35 Q23

Fresa de metal duro integral de punta esférica CoroMill® Plura para ranurado

Punta esférica

Fresas de ranurar para fresado de perfiles

	2B230-NA (1)
CNSC	0
FHA	30°
BSG	COROMANT
TCDCON	h8
PSIR	0°



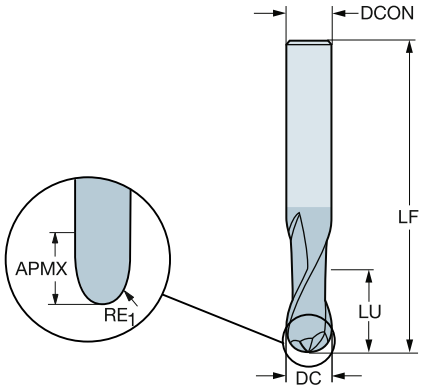

Versión métrica

DC	CZC_{MS}	APMX	RE_1	LU	ZEFP	Código de pedido	N N20C	O N20C	Dimensiones, mm DCON	RMPX	LF
1.00	3.0	3.00	0.50	3.00	2	**2B230-0100-NA**	☆	☆	3.00	15°	38.00
1.50	3.0	3.00	0.75	3.00	2	**2B230-0150-NA**	☆	☆	3.00	15°	38.00
2.00	3.0	6.00	1.00	6.00	2	**2B230-0200-NA**	☆	☆	3.00	15°	38.00
2.50	3.0	7.00	1.25	7.00	2	**2B230-0250-NA**	☆	☆	3.00	15°	38.00
3.00	3.0	7.00	1.50	7.00	2	**2B230-0300-NA**	☆	☆	3.00	15°	38.00
4.00	6.0	8.00	2.00	8.00	2	**2B230-0400-NA**	☆	☆	6.00	15°	57.00
5.00	6.0	10.00	2.50	10.00	2	**2B230-0500-NA**	☆	☆	6.00	15°	57.00
6.00	6.0	10.00	3.00	10.00	2	**2B230-0600-NA**	☆	☆	6.00	15°	57.00
8.00	8.0	16.00	4.00	16.00	2	**2B230-0800-NA**	☆	☆	8.00	15°	63.00
10.00	10.0	19.00	5.00	19.00	2	**2B230-1000-NA**	☆	☆	10.00	15°	72.00
12.00	12.0	22.00	6.00	22.00	2	**2B230-1200-NA**	☆	☆	12.00	15°	83.00

O5 J490 J508 Q1 Q35 Q23

Fresa de metal duro integral de punta esférica CoroMill® Plura para ranurado

Punta esférica. Dureza 43≤HRc≤63

Fresas de ranurar para fresado de perfiles

	R216.4x..30-AC..G
CNSC	0
FHA	30°
BSG	COROMANT
TCDCON	h6
PSIR	0°



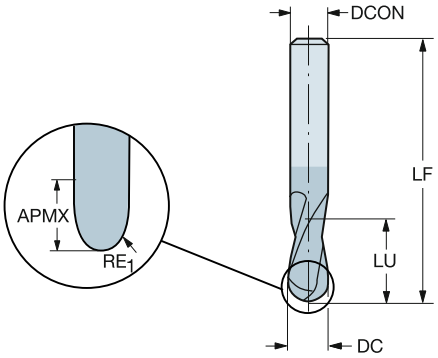

Versión métrica

DC	CZC_{MS}	APMX	RE_1	LU	ZEFP	Código de pedido	P 1610	H 1610	Dimensiones, mm DCON	RMPX	LF
1.00	6.0	1.50	0.50	1.50	2	**R216.42-01030-AC15G**	☆	☆	6.00	3°	57.00
2.00	6.0	3.00	1.00	3.00	2	**R216.42-02030-AC30G**	☆	☆	6.00	3°	57.00
3.00	6.0	4.00	1.50	4.00	2	**R216.42-03030-AC04G**	☆	☆	6.00	3°	21.00
4.00	6.0	5.00	2.00	5.00	2	**R216.42-04030-AC05G**	☆	☆	6.00	3°	57.00
5.00	6.0	6.00	2.50	6.00	2	**R216.42-05030-AC06G**	☆	☆	6.00	3°	57.00
6.00	6.0	10.00	3.00	10.00	2	**R216.42-06030-AC10G**	☆	☆	6.00	3°	57.00
8.00	8.0	16.00	4.00	16.00	2	**R216.42-08030-AC16G**	☆	☆	8.00	3°	63.00
10.00	10.0	19.00	5.00	19.00	2	**R216.42-10030-AC19G**	☆	☆	10.00	3°	72.00
12.00	12.0	22.00	6.00	22.00	2	**R216.42-12030-AC22G**	☆	☆	12.00	3°	83.00

O5 J490 J508 Q1 Q35 Q24

Fresa de metal duro integral de punta esférica CoroMill® Plura para ranurado

Punta esférica. Dureza 43≤HRc≤63

Fresas de ranurar para fresado de perfiles

	R216.4x..30-AK..G
CNSC	0
FHA	30°
BSG	COROMANT
TCDCON	h6
PSIR	0°



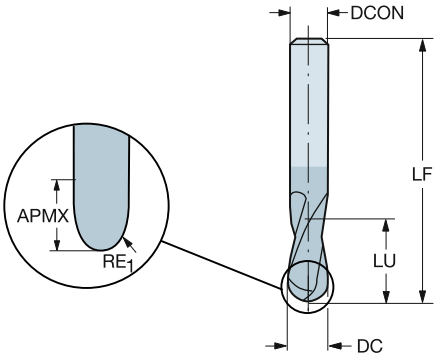

Versión métrica

DC	CZC_{MS}	APMX	RE_1	LU	ZEFP	Código de pedido	P		M	K	N	S	H		Dimensiones, mm		
							1610	1620	1620	1620	1620	1620	1610	1620	DCON	RMPX	LF
1.00	6.0	1.50	0.50	1.50	2	**R216.42-01030-AK15G**	☆	☆	☆	☆	☆	☆	☆	☆	6.00	3°	57.00
1.50	6.0	2.00	0.75	2.00	2	**R216.42-01530-AK20G**	☆	☆	☆	☆	☆	☆	☆	☆	6.00	3°	57.00
2.00	6.0	3.00	1.00	3.00	2	**R216.42-02030-AK30G**	☆	☆	☆	☆	☆	☆	☆	☆	6.00	3°	57.00
2.50	6.0	3.00	1.25	3.00	2	**R216.42-02530-AK30G**	☆	☆	☆	☆	☆	☆	☆	☆	6.00	3°	57.00
3.00	6.0	4.00	1.50	4.00	2	**R216.42-03030-AK04G**	☆	☆	☆	☆	☆	☆	☆	☆	6.00	3°	57.00
4.00	6.0	5.00	2.00	5.00	2	**R216.42-04030-AK05G**	☆	☆	☆	☆	☆	☆	☆	☆	6.00	3°	80.00
5.00	6.0	6.00	2.50	6.00	2	**R216.42-05030-AK06G**	☆	☆	☆	☆	☆	☆	☆	☆	6.00	3°	80.00
6.00	6.0	10.00	3.00	10.00	2	**R216.42-06030-AK10G**	☆	☆	☆	☆	☆	☆	☆	☆	6.00	3°	80.00
8.00	8.0	16.00	4.00	16.00	2	**R216.42-08030-AK16G**	☆	☆	☆	☆	☆	☆	☆	☆	8.00	3°	100.00
10.00	10.0	19.00	5.00	19.00	2	**R216.42-10030-AK19G**	☆	☆	☆	☆	☆	☆	☆	☆	10.00	3°	100.00
12.00	12.0	22.00	6.00	22.00	2	**R216.42-12030-AK22G**	☆	☆	☆	☆	☆	☆	☆	☆	12.00	3°	100.00
16.00	16.0	32.00	8.00	32.00	2	**R216.42-16030-AK32G**	☆	☆	☆	☆	☆	☆	☆	☆	16.00	3°	125.00

O5 J490 J508 Q1 Q35 Q24

Fresa de metal duro integral de punta esférica CoroMill® Plura para ranurado

Punta esférica. Dureza 43≤HRc≤63

Fresas de ranurar para fresado de perfiles

	RA216.4x..AK..G
CNSC	0
FHA	30°
BSG	COROMANT
PSIR	0°



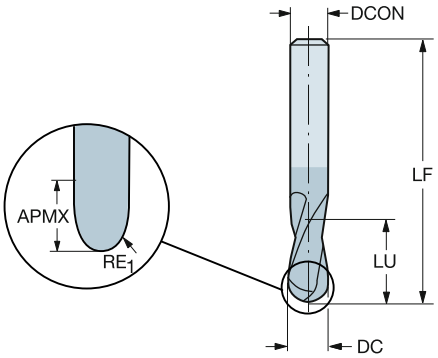

Versión en pulgadas

DC	CZC$_{MS}$	APMX	RE$_1$	LU	ZEFP	Código de pedido	P 1610	H 1610	Dimensiones, pulg. DCON	RMPX	LF
.063	1/4	.125	.031	.125	2	**RA216.42-0430-AK08G**	☆	☆	.250	15°	3.000
.094	1/4	.188	.047	.188	2	**RA216.42-0630-AK12G**	☆	☆	.250	15°	3.000
.125	1/4	.250	.062	.250	2	**RA216.42-0830-AK04G**	☆	☆	.250	15°	3.000
.156	1/4	.313	.078	.313	2	**RA216.42-1030-AK05G**	☆	☆	.250	15°	3.000
.187	1/4	.375	.094	.375	2	**RA216.42-1230-AK06G**	☆	☆	.250	15°	3.000
.250	1/4	.500	.125	.500	2	**RA216.42-1630-AK08G**	☆	☆	.250	15°	3.000
.313	3/8	.625	.156	.625	2	**RA216.42-2030-AK10G**	☆	☆	.375	15°	3.500
.375	3/8	.750	.187	.750	2	**RA216.42-2430-AK12G**	☆	☆	.375	15°	3.500
.500	1/2	1.000	.250	1.000	2	**RA216.42-3230-AK16G**	☆	☆	.500	15°	4.000

O5 J490 J508 Q1 Q35 Q24

Fresa de metal duro integral de punta esférica CoroMill® Plura para ranurado

Punta esférica. Dureza 43≤HRc≤63

Fresas de ranurar para fresado de perfiles

	R216.4x..30-AP..G
CNSC	0
FHA	30°
BSG	COROMANT
TCDCON	h5
PSIR	0°

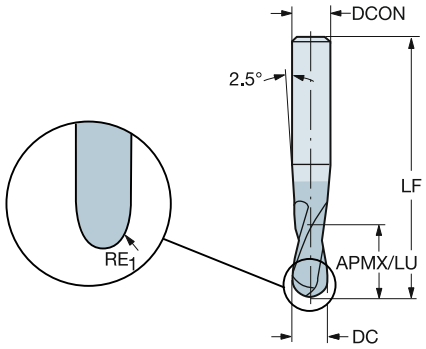

Versión métrica

DC	CZC_{MS}	APMX	RE_1	LU	ZEFP	Código de pedido	P		M	K	N	S	H		Dimensiones, mm		
							1610	1620	1620	1620	1620	1620	1610	1620	DCON	RMPX	LF
1.00	6.0	1.00	0.50	1.00	2	**R216.42-01030-AP10G**	☆	☆	☆	☆	☆	☆	☆	☆	6.00	3°	80.00
2.00	6.0	2.00	1.00	2.00	2	**R216.42-02030-AP20G**	☆	☆	☆	☆	☆	☆	☆	☆	6.00	3°	80.00
3.00	6.0	3.00	1.50	3.00	2	**R216.42-03030-AP03G**	☆	☆	☆	☆	☆	☆	☆	☆	6.00	3°	80.00
4.00	8.0	4.00	2.00	4.00	2	**R216.42-04030-AP04G**	☆	☆	☆	☆	☆	☆	☆	☆	8.00	3°	90.00
5.00	8.0	5.00	2.50	5.00	2	**R216.42-05030-AP05G**	☆	☆	☆	☆	☆	☆	☆	☆	8.00	3°	100.00
6.00	10.0	6.00	3.00	6.00	2	**R216.42-06030-AP06G**	☆	☆	☆	☆	☆	☆	☆	☆	10.00	3°	100.00
8.00	12.0	8.00	4.00	8.00	2	**R216.42-08030-AP08G**	☆	☆	☆	☆	☆	☆	☆	☆	12.00	3°	100.00
10.00	14.0	10.00	5.00	10.00	2	**R216.42-10030-AP10G**	☆	☆	☆	☆	☆	☆	☆	☆	14.00	3°	125.00
12.00	16.0	12.00	6.00	12.00	2	**R216.42-12030-AP12G**	☆	☆	☆	☆	☆	☆	☆	☆	16.00	3°	140.00

O5 J490 J508 Q1 Q35 Q24

Fresa de metal duro integral de punta esférica CoroMill® Plura para ranurado

Punta esférica. Dureza 43≤HRc≤63

Fresas de ranurar para fresado de perfiles

	RA216.4x..AL..G
CNSC	0
FHA	30°
BSG	COROMANT
PSIR	0°

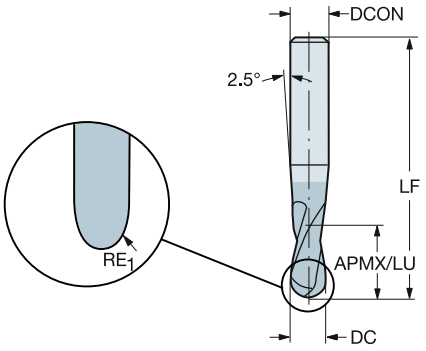

Versión en pulgadas

DC	CZC_{MS}	APMX	RE_1	LU	ZEFP	Código de pedido	P 1620	M 1620	K 1620	N 1620	S 1620	H 1620	Dimensiones, pulg. DCON	RMPX	LF
.063	1/4	.063	.031	.063	2	**RA216.42-0430-AL04G**	☆	☆	☆	☆	☆	☆	.250	3°	4.000
.094	1/4	.094	.047	.094	2	**RA216.42-0630-AL06G**	☆	☆	☆	☆	☆	☆	.250	3°	4.000
.125	1/4	.125	.062	.125	2	**RA216.42-0830-AL03G**	☆	☆	☆	☆	☆	☆	.250	3°	4.000
.156	1/4	.156	.078	.156	2	**RA216.42-1030-AL04G**	☆	☆	☆	☆	☆	☆	.250	3°	4.000
.187	1/4	.187	.094	.187	2	**RA216.42-1230-AL05G**	☆	☆	☆	☆	☆	☆	.250	3°	4.000
.250	3/8	.250	.125	.250	2	**RA216.42-1630-AL06G**	☆	☆	☆	☆	☆	☆	.375	3°	4.500
.313	1/2	.313	.156	.313	2	**RA216.42-2030-AL08G**	☆	☆	☆	☆	☆	☆	.500	3°	5.000
.375	1/2	.375	.187	.375	2	**RA216.42-2430-AL09G**	☆	☆	☆	☆	☆	☆	.500	3°	5.000
.500	5/8	.500	.250	.500	2	**RA216.42-3230-AL12G**	☆	☆	☆	☆	☆	☆	.625	3°	5.500

O5 J490 J508 Q1 Q35 Q24

Fresa de metal duro integral de punta esférica CoroMill® Plura para ranurado

Punta esférica. Dureza 43≤HRc≤63

Fresas de ranurar para fresado de perfiles



	R216.44..30-AI..G
CNSC	0
FHA	30°
BSG	COROMANT
TCDCON	h6
PSIR	0°

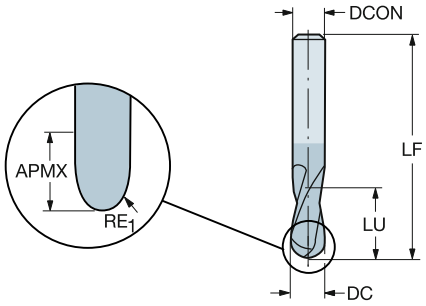

Versión métrica

DC	CZC_{MS}	APMX	RE_1	LU	ZEFP	Código de pedido	P 1610	H 1610	Dimensiones, mm DCON	RMPX	LF	DN
6.00	6.0	6.00	3.00	21.00	4	**R216.44-06030-AI06G**	☆	☆	6.00	3°	57.00	5.70
8.00	8.0	8.00	4.00	27.00	4	**R216.44-08030-AI08G**	☆	☆	8.00	3°	63.00	7.70
10.00	10.0	10.00	5.00	32.00	4	**R216.44-10030-AI10G**	☆	☆	10.00	3°	72.00	9.70
12.00	12.0	12.00	6.00	36.00	4	**R216.44-12030-AI12G**	☆	☆	12.00	3°	83.00	11.40
16.00	16.0	16.00	8.00	42.00	4	**R216.44-16030-AI16G**	☆	☆	16.00	3°	92.00	15.20

Fresa de metal duro integral de punta esférica CoroMill® Plura para ranurado

Punta esférica. Dureza 43≤HRc≤63

Fresas de ranurar para fresado de perfiles

	R216.42..30-AS/C..G
CNSC	0
FHA	30°
BSG	COROMANT
TCDCON	h6
PSIR	0°



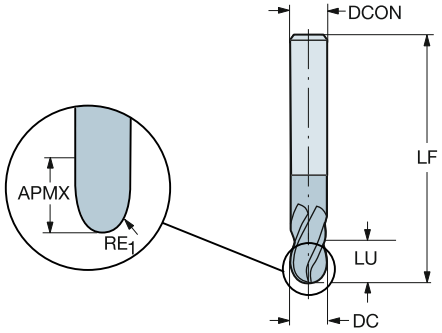

Versión métrica

DC	CZC_{MS}	APMX	RE_1	LU	ZEFP	Código de pedido	H 1700	Dimensiones, mm DCON	RMPX	LF
3.00	6.0	4.50	1.50	10.00	2	**R216.42-03030-AL04G**	☆	6.00	15°	70.00
	6.0	4.50	1.50	5.00	2	**R216.42-03030-AS04G**	☆	6.00	15°	57.00
4.00	6.0	6.00	2.00	6.00	2	**R216.42-04030-AC06G**	☆	6.00	15°	70.00
	6.0	6.00	2.00	6.00	2	**R216.42-04030-AS06G**	☆	6.00	15°	57.00
5.00	6.0	7.50	2.50	8.00	2	**R216.42-05030-AC07G**	☆	6.00	15°	80.00
	6.0	7.50	2.50	8.00	2	**R216.42-05030-AS07G**	☆	6.00	15°	57.00
6.00	6.0	9.00	3.00	9.00	2	**R216.42-06030-AC09G**	☆	6.00	15°	90.00
	6.0	9.00	3.00	9.00	2	**R216.42-06030-AS09G**	☆	6.00	15°	57.00
8.00	8.0	12.00	4.00	12.00	2	**R216.42-08030-AC12G**	☆	8.00	15°	100.00
	8.0	12.00	4.00	12.00	2	**R216.42-08030-AS12G**	☆	8.00	15°	63.00
10.00	10.0	15.00	5.00	15.00	2	**R216.42-10030-AS15G**	☆	10.00	15°	72.00
	10.0	15.00	5.00	15.00	2	**R216.42-10030-AC15G**	☆	10.00	15°	100.00
12.00	12.0	18.00	6.00	18.00	2	**R216.42-12030-AC18G**	☆	12.00	15°	110.00
	12.0	18.00	6.00	18.00	2	**R216.42-12030-AS18G**	☆	12.00	15°	83.00

O5 J490 J508 Q1 Q35 Q24

Fresa de metal duro integral de punta esférica CoroMill® Plura para ranurado

Punta esférica. Dureza 43≤HRc≤63

Fresas de ranurar para fresado de perfiles

	R216.42..30-AI..G
CNSC	0
FHA	30°
BSG	COROMANT
TCDCON	h5
PSIR	0°

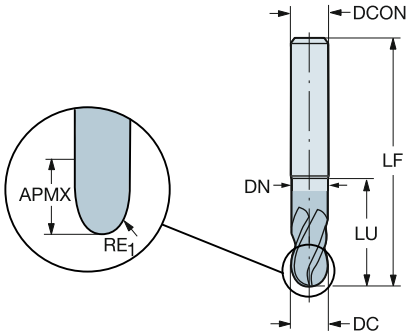

Versión métrica

DC	CZC_{MS}	APMX	RE_1	LU	ZEFP	Código de pedido	P		M	K	N	S	H		Dimensiones, mm			
							1610	1620	1620	1620	1620	1620	1610	1620	DCON	RMPX	LF	DN
1.00	6.0	1.00	0.50	1.00	2	**R216.42-01030-AI10G**	☆	☆	☆	☆	☆	☆	☆	☆	6.00	3°	57.00	
1.50	6.0	1.50	0.75	2.00	2	**R216.42-01530-AI15G**	☆						☆		6.00	3°	57.00	
2.00	6.0	2.00	1.00	2.00	2	**R216.42-02030-AI20G**	☆	☆	☆	☆	☆	☆	☆	☆	6.00	3°	57.00	
2.50	6.0	2.50	1.25	2.00	2	**R216.42-02530-AI25G**	☆						☆		6.00	3°	57.00	
3.00	6.0	3.00	1.50	3.00	2	**R216.42-03030-AI03G**	☆	☆	☆	☆	☆	☆	☆	☆	6.00	3°	57.00	
4.00	6.0	4.00	2.00	4.00	2	**R216.42-04030-AI04G**	☆	☆	☆	☆	☆	☆	☆	☆	6.00	3°	57.00	
5.00	6.0	5.00	2.50	20.00	2	**R216.42-05030-AI05G**	☆	☆	☆	☆	☆	☆	☆	☆	6.00	15°	57.00	4.90
6.00	6.0	6.00	3.00	21.00	2	**R216.42-06030-AI06G**	☆	☆	☆	☆	☆	☆	☆	☆	6.00	15°	63.00	5.70
8.00	8.0	8.00	4.00	27.00	2	**R216.42-08030-AI08G**	☆	☆	☆	☆	☆	☆	☆	☆	8.00	15°	72.00	7.70
10.00	10.0	10.00	5.00	32.00	2	**R216.42-10030-AI10G**	☆	☆	☆	☆	☆	☆	☆	☆	10.00	15°	83.00	9.70
12.00	12.0	12.00	6.00	36.00	2	**R216.42-12030-AI12G**	☆	☆	☆	☆	☆	☆	☆	☆	12.00	15°	83.00	11.40

O5 J490 J508 Q1 Q35 Q24

Fresa de metal duro integral de punta esférica CoroMill® Plura para ranurado

Punta esférica. Dureza 43≤HRc≤63

Fresas de ranurar para fresado de perfiles

	R216.4x..30-AQ..G
CNSC	0
FHA	30°
BSG	COROMANT
TCDCON	h6
PSIR	0°

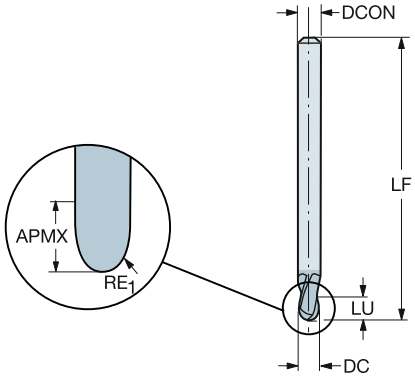

Versión métrica

DC	CZC_{MS}	APMX	RE_1	LU	ZEFP	Código de pedido	P	M	K	N	S	H	Dimensiones, mm DCON	RMPX	LF
							P10	P10	P10	P10	P10	P10			
3.00	3.0	5.00	1.50	5.00	2	**R216.42-03030-AQ05G**	☆	☆	☆	☆	☆	☆	3.00	15°	100.00
4.00	4.0	6.00	2.00	6.00	2	**R216.42-04030-AQ06G**	☆	☆	☆	☆	☆	☆	4.00	15°	100.00
6.00	6.0	9.00	3.00	9.00	2	**R216.42-06030-AQ09G**	☆	☆	☆	☆	☆	☆	6.00	15°	125.00
8.00	8.0	12.00	4.00	12.00	2	**R216.42-08030-AQ12G**	☆	☆	☆	☆	☆	☆	8.00	15°	150.00
10.00	10.0	15.00	5.00	15.00	2	**R216.42-10030-AQ15G**	☆	☆	☆	☆	☆	☆	10.00	15°	150.00
12.00	12.0	18.00	6.00	18.00	2	**R216.42-12030-AQ18G**	☆	☆	☆	☆	☆	☆	12.00	15°	150.00

O5 J490 J508 Q1 Q35 Q24

Fresa de metal duro integral y punta esférica cónica CoroMill® Plura

Punta esférica. Diseño cónico

Fresas de ranurar para fresado de perfiles

	R216.52/3..AL..G
CNSC	0
FHA	40°
BSG	COROMANT
TCDCON	h6
PSIR	3°

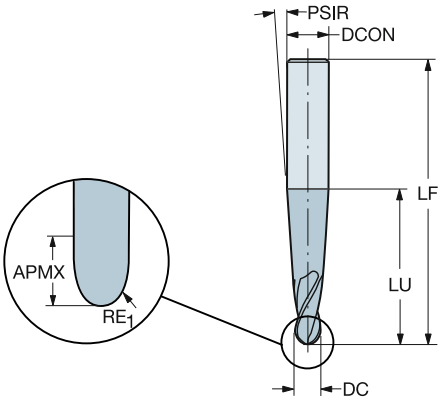

Versión métrica

DC	CZC_{MS}	APMX	RE_1	LU	ZEFP	Código de pedido	P 1620	P 1630	M 1620	M 1630	K 1620	K 1630	N 1620	N 1630	S 1620	S 1630	H 1620	Dimensiones, mm DCON	RMPX	LF
3.99	8.0	10.00	2.00	10.00	2	**R216.52-04040RAL10G**		☆		☆		☆		☆		☆		8.00	15°	80.00
	8.0	40.00	2.00	40.00	3	**R216.53-04040RAL40G**	☆		☆		☆		☆		☆		☆	8.00	15°	80.00
5.99	10.0	12.00	3.00	12.00	2	**R216.52-06040RAL12G**		☆		☆		☆		☆		☆		10.00	15°	100.00
7.99	12.0	15.00	4.00	15.00	3	**R216.53-08040RAL15G**		☆		☆		☆		☆		☆		12.00	15°	100.00
9.99	14.0	18.00	5.00	18.00	3	**R216.53-10040RAL18G**		☆		☆		☆		☆		☆		14.00	15°	115.00
11.98	16.0	20.00	6.00	20.00	3	**R216.53-12040RAL20G**		☆		☆		☆		☆		☆		16.00	15°	115.00
15.98	20.0	22.00	8.00	22.00	3	**R216.53-16040RAL22G**		☆		☆		☆		☆		☆		20.00	15°	125.00

O5 J490 J508 Q1 Q35 Q24

Fresa de metal duro integral y punta esférica cónica CoroMill® Plura

Punta esférica. Diseño cónico

Fresas de ranurar para fresado de perfiles

	R216.54..AL..G
CNSC	0
FHA	40°
BSG	COROMANT
TCDCON	h6
PSIR	3°

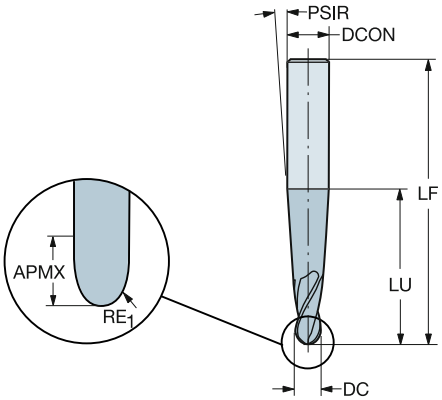

Versión métrica

DC	CZC_{MS}	APMX	RE_1	LU	ZEFP	Código de pedido	P 1620	M 1620	K 1620	N 1620	S 1620	H 1620	Dimensiones, mm DCON	RMPX	LF
5.99	10.0	40.00	3.00	40.00	4	**R216.54-06040RAL40G**	☆	☆	☆	☆	☆	☆	10.00	15°	100.00
7.99	12.0	40.00	4.00	40.00	4	**R216.54-08040RAL40G**	☆	☆	☆	☆	☆	☆	12.00	15°	100.00
9.99	14.0	40.00	5.00	40.00	4	**R216.54-10040RAL40G**	☆	☆	☆	☆	☆	☆	14.00	15°	115.00
11.98	16.0	42.00	6.00	42.00	4	**R216.54-12040RAL42G**	☆	☆	☆	☆	☆	☆	16.00	15°	115.00
15.98	20.0	45.00	8.00	45.00	4	**R216.54-16040RAL45G**	☆	☆	☆	☆	☆	☆	20.00	15°	125.00

O5 J490 J508 Q1 Q35 Q24

Fresa de metal duro integral de punta esférica CoroMill® Plura para ranurado

Punta esférica. Diseño esférico. Dureza 43≤HRc≤63

Fresas de ranurar para fresado de perfiles

	R216.62..30-AO..G
CNSC	0
FHA	30°
BSG	COROMANT
TCDCON	h5
PSIR	0°

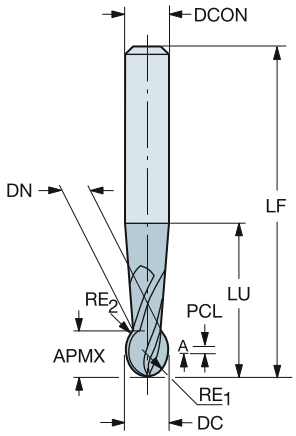

Versión métrica

DC	CZC_{MS}	APMX	RE_1	RE_2	LU	ZEFP	Código de pedido	P 1610	H 1610	Dimensiones, mm DCON	RMPX	LF	DN	PCL
1.00	6.0	2.00	0.50	0.50	20.00	2	**R216.62-01030-AO20G**	☆	☆	6.00	3°	75.00		1.50
2.00	6.0	3.00	1.00	1.00	20.00	2	**R216.62-02030-AO30G**	☆	☆	6.00	3°	75.00	1.70	1.50
3.00	6.0	4.00	1.50	1.50	30.00	2	**R216.62-03030-AO04G**	☆	☆	6.00	3°	80.00	2.50	1.50
4.00	6.0	5.00	2.00	2.00	30.00	2	**R216.62-04030-AO05G**	☆	☆	6.00	3°	80.00	3.30	1.50
5.00	6.0	7.00	2.50	2.50	43.00	2	**R216.62-05030-AO07G**	☆	☆	6.00	3°	80.00	4.10	2.00
6.00	6.0	7.00	3.00	3.00	30.00	2	**R216.62-06030-AO07G**	☆	☆	6.00	3°	100.00	4.70	2.00
8.00	8.0	9.00	4.00	4.00	36.00	2	**R216.62-08030-AO09G**	☆	☆	8.00	3°	100.00	6.50	3.00
10.00	10.0	11.00	5.00	5.00	43.00	2	**R216.62-10030-AO11G**	☆	☆	10.00	3°	100.00	8.20	3.00
12.00	12.0	13.00	6.00	6.00	52.00	2	**R216.62-12030-AO13G**	☆	☆	12.00	3°	100.00	9.80	3.00
16.00	16.0	15.00	8.00	8.00	61.00	2	**R216.62-16030-AO15G**	☆	☆	16.00	3°	150.00	13.40	3.00

O5 J490 J508 Q1 Q35 Q24

Fresa de metal duro integral de punta esférica CoroMill® Plura para ranurado

Punta esférica. Diseño esférico. Dureza 43≤HRc≤63

Fresas de ranurar para fresado de perfiles



	R216.64..30-AO..G
CNSC	0
FHA	30°
BSG	COROMANT
TCDCON	h5
PSIR	0°

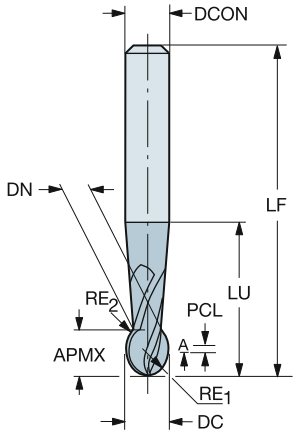

Versión métrica

DC	CZC_{MS}	APMX	RE_1	RE_2	LU	ZEFP	Código de pedido	P 1610	H 1610	Dimensiones, mm DCON	RMPX	LF	DN	PCL
5.00	6.0	7.00	2.50	2.50	43.00	4	**R216.64-05030-AO07G**	☆	☆	6.00	3°	80.00	4.10	2.00
6.00	6.0	7.00	3.00	3.00	30.00	4	**R216.64-06030-AO07G**	☆	☆	6.00	3°	100.00	4.70	2.00
8.00	8.0	9.00	4.00	4.00	36.00	4	**R216.64-08030-AO09G**	☆	☆	8.00	3°	100.00	6.50	3.00
10.00	10.0	11.00	5.00	5.00	43.00	4	**R216.64-10030-AO11G**	☆	☆	10.00	3°	100.00	8.20	3.00
12.00	12.0	13.00	6.00	6.00	52.00	4	**R216.64-12030-AO13G**	☆	☆	12.00	3°	100.00	9.80	3.00
16.00	16.0	15.00	8.00	8.00	61.00	4	**R216.64-16030-AO15G**	☆	☆	16.00	3°	150.00	13.40	3.00

O5
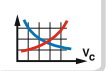 J490
GC J508
ISO 13399 Q1
CNSC CXSC Q35
C3 – D C Q24

Fresa de metal duro integral de punta esférica CoroMill® Plura para ranurado

Punta esférica. Diseño esférico. Dureza 43≤HRc≤63

Fresas de ranurar para fresado de perfiles

	RA216.6x..AK..G
CNSC	0
FHA	30°
BSG	COROMANT
TCDCON	h6
PSIR	0°

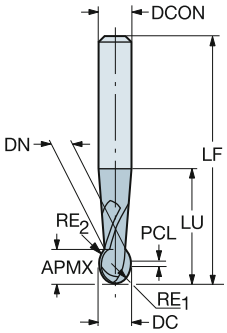

Versión en pulgadas

CZC_{MS}	APMX	LU	ZEFP	Código de pedido	P 1610	H 1610	Dimensiones, pulg. DCON	RMPX	LF	DN	PCL
1/4	.062	.236	2	**RA216.62-0430-AK04G**	☆	☆	.250	20°	3.000	.046	.000
1/4	.093	.551	2	**RA216.62-0630-AK06G**	☆	☆	.250	20°	3.000	.078	.000
1/4	.125	.709	2	**RA216.62-0830-AK02G**	☆	☆	.250	20°	3.000	.109	.000
1/4	.156	.882	2	**RA216.62-1030-AK02G**	☆	☆	.250	20°	3.000	.140	.000
1/4	.187	1.102	2	**RA216.62-1230-AK03G**	☆	☆	.250	20°	3.000	.156	.000
1/4	.250	1.398	2	**RA216.62-1630-AK04G**	☆	☆	.250	20°	3.000	.203	.000
3/8	.437	1.772	2	**RA216.62-2030-AK07G**	☆	☆	.375	20°	3.500	.250	.125
3/8	.500	2.205	2	**RA216.62-2430-AK08G**	☆	☆	.375	20°	3.500	.343	.125
1/2	.625	2.795	2	**RA216.62-3230-AK10G**	☆	☆	.500	20°	4.000	.406	.125

O5 J490 J508 Q1 Q35 Q24

SANDVIK Coromant

Fresa de metal duro integral de punta esférica CoroMill® Plura para ranurado

Punta esférica. Dureza ≤ 48HRc

Fresas de ranurar para fresado de perfiles

	1B230-XA
CNSC	0
FHA	30°
BSG	COROMANT
TCDCON	h5
PSIR	0°



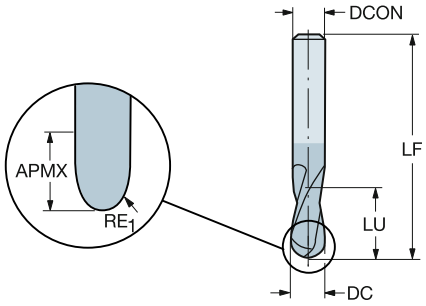

Versión métrica

DC	CZC_{MS}	APMX	RE_1	LU	ZEFP	Código de pedido	P 1630	M 1630	K 1630	N 1630	S 1630	Dimensiones, mm DCON	RMPX	LF
1.00	3.0	3.00	0.50	3.00	2	**1B230-0100-XA**	☆	☆	☆	☆	☆	3.00	15°	38.00
1.50	3.0	3.00	0.75	3.00	2	**1B230-0150-XA**	☆	☆	☆	☆	☆	3.00	15°	38.00
2.00	3.0	6.00	1.00	6.00	2	**1B230-0200-XA**	☆	☆	☆	☆	☆	3.00	15°	38.00
2.50	3.0	7.00	1.25	7.00	2	**1B230-0250-XA**	☆	☆	☆	☆	☆	3.00	15°	38.00
3.00	3.0	7.00	1.50	7.00	2	**1B230-0300-XA**	☆	☆	☆	☆	☆	3.00	15°	38.00
4.00	6.0	8.00	2.00	8.00	2	**1B230-0400-XA**	☆	☆	☆	☆	☆	6.00	15°	57.00
5.00	6.0	10.00	2.50	10.00	2	**1B230-0500-XA**	☆	☆	☆	☆	☆	6.00	15°	57.00
6.00	6.0	10.00	3.00	10.00	2	**1B230-0600-XA**	☆	☆	☆	☆	☆	6.00	15°	57.00
7.00	8.0	13.00	3.50	13.00	2	**1B230-0700-XA**	☆	☆	☆	☆	☆	8.00	15°	63.00
8.00	8.0	16.00	4.00	16.00	2	**1B230-0800-XA**	☆	☆	☆	☆	☆	8.00	15°	63.00
9.00	10.0	16.00	4.50	16.00	2	**1B230-0900-XA**	☆	☆	☆	☆	☆	10.00	15°	72.00
10.00	10.0	19.00	5.00	19.00	2	**1B230-1000-XA**	☆	☆	☆	☆	☆	10.00	15°	72.00
12.00	12.0	22.00	6.00	22.00	2	**1B230-1200-XA**	☆	☆	☆	☆	☆	12.00	15°	83.00
14.00	14.0	22.00	7.00	22.00	2	**1B230-1400-XA**	☆	☆	☆	☆	☆	14.00	15°	83.00
16.00	16.0	26.00	8.00	26.00	2	**1B230-1600-XA**	☆	☆	☆	☆	☆	16.00	15°	92.00
18.00	18.0	26.00	9.00	26.00	2	**1B230-1800-XA**	☆	☆	☆	☆	☆	18.00	15°	92.00
20.00	20.0	32.00	10.00	32.00	2	**1B230-2000-XA**	☆	☆	☆	☆	☆	20.00	15°	104.00

O5 J490 J508 Q1 Q35 Q23

Fresa de metal duro integral de punta esférica CoroMill® Plura para ranurado

Punta esférica. Dureza ≤ 48HRc

Fresas de ranurar para fresado de perfiles

	1B231-XA (1)
CNSC	0
FHA	30°
BSG	COROMANT
PSIR	0°

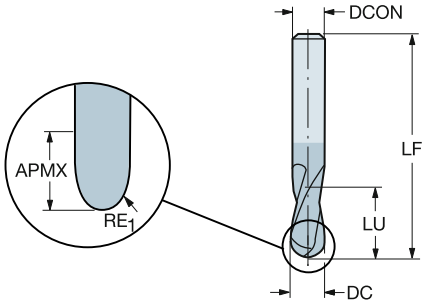

Versión en pulgadas

DC	CZC_{MS}	APMX	RE_1	LU	ZEFP	Código de pedido	P 1620	M 1620	K 1620	N 1620	S 1620	Dimensiones, pulg. DCON	RMPX	LF
.063	1/4	.125	.031	.125	2	**1B231-0159-XA**	☆	☆	☆	☆	☆	.250	15°	3.000
.094	1/4	.188	.047	.188	2	**1B231-0238-XA**	☆	☆	☆	☆	☆	.250	15°	3.000
.125	1/4	.250	.063	.250	2	**1B231-0318-XA**	☆	☆	☆	☆	☆	.250	15°	3.000
.156	1/4	.313	.078	.313	2	**1B231-0397-XA**	☆	☆	☆	☆	☆	.250	15°	3.000
.187	1/4	.375	.094	.375	2	**1B231-0476-XA**	☆	☆	☆	☆	☆	.250	15°	3.000
.250	1/4	.500	.125	.500	2	**1B231-0635-XA**	☆	☆	☆	☆	☆	.250	15°	3.000
.313	3/8	.625	.156	.625	2	**1B231-0794-XA**	☆	☆	☆	☆	☆	.375	15°	3.500
.375	3/8	.750	.188	.750	2	**1B231-0953-XA**	☆	☆	☆	☆	☆	.375	15°	3.500
.500	1/2	1.000	.250	1.000	2	**1B231-1270-XA**	☆	☆	☆	☆	☆	.500	15°	4.000

O5 J490 J508 Q1 Q35 Q23

SANDVIK Coromant

Fresa de metal duro integral de punta esférica CoroMill® Plura para ranurado

Punta esférica. Dureza ≤ 48HRc

Fresas de ranurar para fresado de perfiles

	1B232-XA (1)
CNSC	0
FHA	30°
BSG	COROMANT
PSIR	0°



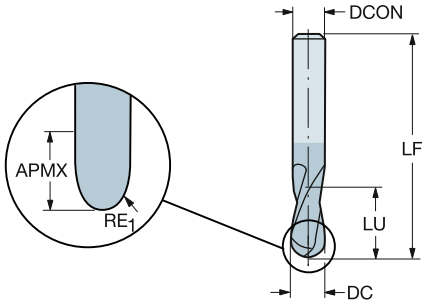

Versión en pulgadas

DC	CZC_{MS}	APMX	RE_1	LU	ZEFP	Código de pedido	P 1620	M 1620	K 1620	N 1620	S 1620	Dimensiones, pulg. DCON	RMPX	LF
.063	1/4	.125	.031	.125	2	**1B232-0159-XA**	☆	☆	☆	☆	☆	.250	15°	2.000
.094	1/4	.188	.047	.188	2	**1B232-0238-XA**	☆	☆	☆	☆	☆	.250	15°	2.000
.125	1/4	.250	.063	.250	2	**1B232-0318-XA**	☆	☆	☆	☆	☆	.250	15°	2.000
.156	1/4	.313	.078	.313	2	**1B232-0397-XA**	☆	☆	☆	☆	☆	.250	15°	2.000
.187	1/4	.375	.094	.375	2	**1B232-0476-XA**	☆	☆	☆	☆	☆	.250	15°	2.000
.250	1/4	.500	.125	.500	2	**1B232-0635-XA**	☆	☆	☆	☆	☆	.250	15°	2.000
.313	3/8	.625	.156	.625	2	**1B232-0794-XA**	☆	☆	☆	☆	☆	.375	15°	2.500
.375	3/8	.750	.188	.750	2	**1B232-0953-XA**	☆	☆	☆	☆	☆	.375	15°	2.500
.500	1/2	1.000	.250	1.000	2	**1B232-1270-XA**	☆	☆	☆	☆	☆	.500	15°	3.000

O5 J490 J508 Q1 Q35 Q23

Fresa de metal duro integral de punta esférica CoroMill® Plura para ranurado

Punta esférica. Dureza ≤ 48HRc

Fresas de ranurar para fresado de perfiles

	1B240-XA (1)
CNSC	0
FHA	30°
BSG	COROMANT
TCDCON	h6
PSIR	0°

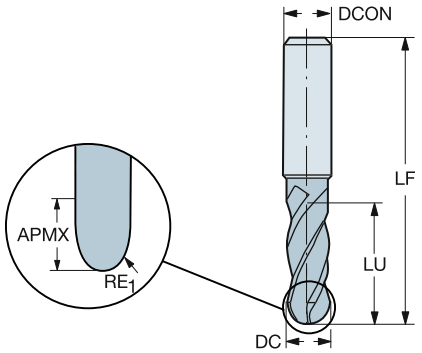

Versión métrica

DC	CZC$_{MS}$	APMX	RE$_1$	LU	ZEFP	Código de pedido	P 1630	M 1630	K 1630	N 1630	S 1630	Dimensiones, mm DCON	RMPX	LF
3.00	6.0	8.00	1.50	8.00	4	**1B240-0300-XA**	☆	☆	☆	☆	☆	6.00	15°	80.00
4.00	6.0	11.00	2.00	11.00	4	**1B240-0400-XA**	☆	☆	☆	☆	☆	6.00	15°	80.00
5.00	6.0	13.00	2.50	13.00	4	**1B240-0500-XA**	☆	☆	☆	☆	☆	6.00	15°	80.00
6.00	6.0	13.00	3.00	13.00	4	**1B240-0600-XA**	☆	☆	☆	☆	☆	6.00	15°	80.00
7.00	8.0	16.00	3.50	16.00	4	**1B240-0700-XA**	☆	☆	☆	☆	☆	8.00	15°	100.00
8.00	8.0	19.00	4.00	19.00	4	**1B240-0800-XA**	☆	☆	☆	☆	☆	8.00	15°	100.00
10.00	10.0	22.00	5.00	22.00	4	**1B240-1000-XA**	☆	☆	☆	☆	☆	10.00	15°	100.00
12.00	12.0	26.00	6.00	26.00	4	**1B240-1200-XA**	☆	☆	☆	☆	☆	12.00	15°	100.00
16.00	16.0	32.00	8.00	32.00	4	**1B240-1600-XA**	☆	☆	☆	☆	☆	16.00	15°	100.00
20.00	20.0	38.00	10.00	38.00	4	**1B240-2000-XA**	☆	☆	☆	☆	☆	20.00	15°	125.00

Versión en pulgadas

DC	CZC$_{MS}$	APMX	RE$_1$	LU	ZEFP	Código de pedido	P 1630	M 1630	K 1630	N 1630	S 1630	Dimensiones, pulg. DCON	RMPX	LF
.063	1/4	.125	.031	.125	4	**1B240-0159-XA**	☆	☆	☆	☆	☆	.250	15°	3.000
.094	1/4	.188	.047	.188	4	**1B240-0238-XA**	☆	☆	☆	☆	☆	.250	15°	3.000
.125	1/4	.250	.063	.250	4	**1B240-0318-XA**	☆	☆	☆	☆	☆	.250	15°	3.000
.156	1/4	.313	.078	.313	4	**1B240-0397-XA**	☆	☆	☆	☆	☆	.250	15°	3.000
.187	1/4	.375	.094	.375	4	**1B240-0476-XA**	☆	☆	☆	☆	☆	.250	15°	3.000
.250	1/4	.500	.125	.500	4	**1B240-0635-XA**	☆	☆	☆	☆	☆	.250	15°	3.000
.313	3/8	.625	.156	.625	4	**1B240-0794-XA**	☆	☆	☆	☆	☆	.375	15°	3.500
.375	3/8	.750	.188	.750	4	**1B240-0953-XA**	☆	☆	☆	☆	☆	.375	15°	3.500
.500	1/2	1.000	.250	1.000	4	**1B240-1270-XA**	☆	☆	☆	☆	☆	.500	15°	4.000

O5 J490 J508 Q1 Q35 Q23 O5

Cabeza de punta esférica y metal duro integral CoroMill® 316 para fresado de perfiles

Punta esférica

Fresas de ranurar para fresado de perfiles

	316..BM..G
CNSC	0
FHA	40°
BSG	COROMANT
PSIR	0°



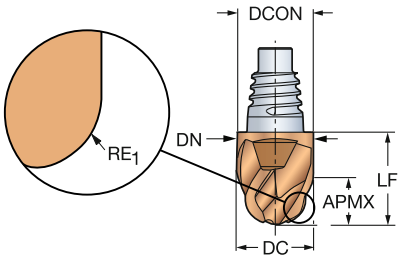

Versión métrica

DC	CZC$_{MS}$	APMX	RE$_1$	LU	ZEFP	Código de pedido	P 1030	M 1030	K 1030	S 1030	Dimensiones, mm DCON	RMPX	LF	DN
10.00	E10	5.50	5.00	12.40	4	**316-10BM440-10050G**	☆	☆	☆	☆	9.70	15°	12.40	9.70
12.00	E12	6.50	6.00	14.50	4	**316-12BM440-12060G**	☆	☆	☆	☆	11.70	15°	14.50	11.70
16.00	E16	8.50	8.00	18.70	4	**316-16BM440-16080G**	☆	☆	☆	☆	15.50	15°	18.70	15.50
20.00	E20	11.00	10.00	21.30	2	**316-20BM240-200AG**	☆	☆	☆	☆	19.30	15°	21.30	19.30
	E20	11.00	10.00	21.30	4	**316-20BM440-200AG**	☆	☆	☆	☆	19.30	15°	21.30	19.30
25.00	E25	13.50	12.50	25.60	2	**316-25BM240-250DG**	☆	☆	☆	☆	24.20	15°	25.60	24.20
	E25	13.50	12.50	25.60	4	**316-25BM440-250DG**	☆	☆	☆	☆	24.20	15°	25.60	24.20

Versión en pulgadas

DC	CZC$_{MS}$	APMX	RE$_1$	LU	ZEFP	Código de pedido	P 1030	M 1030	K 1030	S 1030	Dimensiones, pulg. DCON	RMPX	LF	DN
.375	E10	.209	.187	.488	4	**A316-10BM440-03750G**	☆	☆	☆	☆	.364	15°	.488	.364
.500	E12	.276	.250	.575	4	**A316-12BM440-05060G**	☆	☆	☆	☆	.484	15°	.575	.484
.625	E16	.335	.313	.736	4	**A316-16BM440-06280G**	☆	☆	☆	☆	.610	15°	.736	.610
.750	E20	.413	.375	.839	4	**A316-20BM440-075AG**	☆	☆	☆	☆	.728	15°	.839	.728
1.000	E25	.551	.500	1.008	4	**A316-25BM440-100CG**	☆	☆	☆	☆	.965	15°	1.008	.965

O5 J495 J508 Q1 Q35 Q26

Cabeza de punta esférica y metal duro integral CoroMill® 316 para fresado de perfiles

Punta esférica

Fresas de ranurar para fresado de perfiles

	316..BM2..G
CNSC	0
FHA	10°
BSG	COROMANT
PSIR	0°



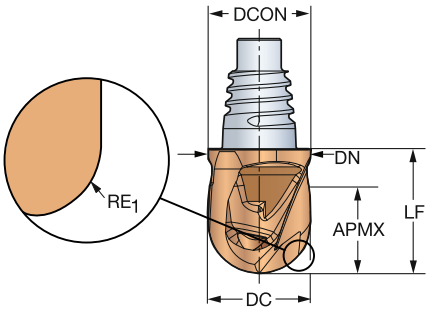

Versión métrica

DC	CZC$_{MS}$	APMX	RE$_1$	LU	ZEFP	Código de pedido	P 1030	M 1030	K 1030	N H10F	S 1030	Dimensiones, mm DCON	RMPX	LF	DN
10.00	E10	8.00	5.00	11.80	2	**316-10BM210-10050G**	☆	☆	☆	☆	☆	9.70	15°	11.80	9.70
12.00	E12	10.00	6.00	14.00	2	**316-12BM210-12060G**	☆	☆	☆	☆	☆	11.70	15°	14.00	11.70
16.00	E16	13.00	8.00	18.10	2	**316-16BM210-16080G**	☆	☆	☆	☆	☆	15.50	15°	18.10	15.50

Versión en pulgadas

DC	CZC$_{MS}$	APMX	RE$_1$	LU	ZEFP	Código de pedido	P 1030	M 1030	K 1030	S 1030	Dimensiones, pulg. DCON	RMPX	LF	DN
.375	E10	.315	.188	.465	2	**A316-10BM210-03750G**	☆	☆	☆	☆	.364	2°	.465	.382
.500	E12	.413	.250	.551	2	**A316-12BM210-05060G**	☆	☆	☆	☆	.484	2°	.551	.461
.625	E16	.512	.313	.713	2	**A316-16BM210-06280G**	☆	☆	☆	☆	.610	2°	.713	.610

O5 J495 J508 Q1 Q35 Q26

Fresa de ranurar de metal duro integral CoroMill® Plura para planeado

Fresa de gran avance, corte central. Dureza ≤ 48HRc

Fresas de ranurar para planeado de gran avance

	R215.Hx..AC..P
CNSC	0
FHA	50°
BSG	Coromant
TCDCON	h6

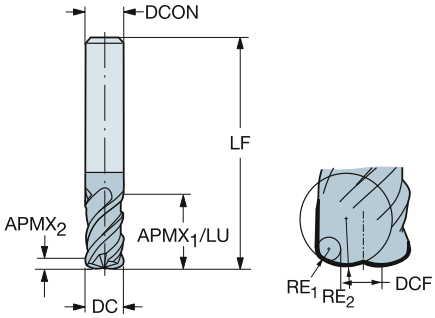

Versión métrica

DC	CZC_{MS}	$APMX_1$	$APMX_2$	RE_1	RE_2	LU	ZEFP	Código de pedido	P 1620	M 1620	K 1620	S 1620	Dimensiones, mm DCON	DCF	RMPX	LF
4.00	6.0	11.0	0.2	0.50	2.00	11.00	4	**R215.H4-04050BAC02P**	☆	☆	☆	☆	6.00	1.6	5°	57.00
6.00	6.0	15.0	0.3	0.50	3.00	15.00	4	**R215.H4-06050BAC03P**	☆	☆	☆	☆	6.00	2.8	5°	57.00
8.00	8.0	20.0	0.5	1.00	4.00	20.00	4	**R215.H4-08050CAC05P**	☆	☆	☆	☆	8.00	3.1	5°	63.00
10.00	10.0	26.0	0.7	1.50	5.00	26.00	4	**R215.H4-10050DAC07P**	☆	☆	☆	☆	10.00	3.4	5°	72.00
12.00	12.0	30.0	0.8	1.50	6.00	30.00	4	**R215.H4-12050DAC08P**	☆	☆	☆	☆	12.00	4.5	5°	83.00
16.00	16.0	36.0	1.0	2.00	8.00	36.00	4	**R215.H4-16050EAC10P**	☆	☆	☆	☆	16.00	6.2	5°	92.00
20.00	20.0	45.0	1.3	2.00	10.00	45.00	4	**R215.H4-20050EAC13P**	☆	☆	☆	☆	20.00	8.0	5°	104.00

O5 J490 J508 Q1 Q35 Q24

Fresa de ranurar de metal duro integral CoroMill® Plura para planeado

Fresa de gran avance, corte central. Dureza ≤ 48HRc

Fresas de ranurar para planeado de gran avance

	R215.Hx..AK..P
CNSC	0
FHA	50°
BSG	Coromant
TCDCON	h6

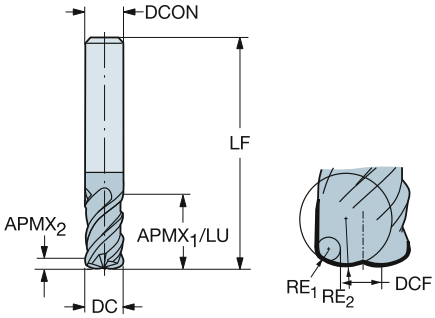

Versión métrica

DC	CZC_{MS}	$APMX_1$	$APMX_2$	RE_1	RE_2	LU	ZEFP	Código de pedido	P 1620	M 1620	K 1620	S 1620	Dimensiones, mm DCON	DCF	RMPX	LF
6.00	6.0	15.0	0.2	0.50	3.00	15.00	4	**R215.H4-06050BAK02P**	☆	☆	☆	☆	6.00	2.8	5°	100.00
8.00	8.0	20.0	0.3	1.00	4.00	20.00	4	**R215.H4-08050CAK02P**	☆	☆	☆	☆	8.00	3.1	5°	120.00
10.00	10.0	26.0	0.7	1.50	5.00	26.00	4	**R215.H4-10050DAK03P**	☆	☆	☆	☆	10.00	3.4	5°	150.00
12.00	12.0	12.0	0.7	1.50	6.00	16.00	4	**R215.H4-12050DAK08P**	☆	☆	☆	☆	12.00	6.0	5°	93.00
16.00	16.0	16.0	1.0	2.00	8.00	36.00	4	**R215.H4-16050EAK10P**	☆	☆	☆	☆	16.00	8.0	5°	112.00
20.00	20.0	20.0	1.3	2.00	10.00	45.00	4	**R215.H4-20050EAK13P**	☆	☆	☆	☆	20.00	12.0	5°	130.00

O5 J490 J508 Q1 Q35 Q24

Fresa de ranurar de metal duro integral CoroMill® Plura para planeado

Fresa de gran avance, corte central. Dureza ≤ 48HRc

Fresas de ranurar para planeado de gran avance

	R215.Hx..AC..H
CNSC	0
FHA	50°
BSG	Coromant
TCDCON	h8

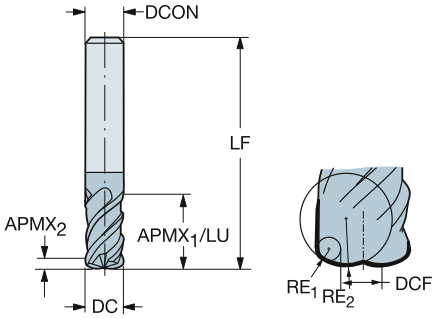

Versión métrica

DC	CZC_{MS}	$APMX_1$	$APMX_2$	RE_1	RE_2	LU	ZEFP	Código de pedido	H 1610	Dimensiones, mm DCON	DCF	RMPX	LF
4.00	6.0	11.0	0.1	0.50	4.00	11.00	4	**R215.H4-04050BAC01H**	☆	6.00	2.0	3°	57.00
6.00	6.0	15.0	0.2	0.50	9.00	15.00	4	**R215.H4-06050BAC02H**	☆	6.00	4.0	3°	57.00
8.00	8.0	20.0	0.2	1.00	12.00	20.00	4	**R215.H4-08050CAC02H**	☆	8.00	4.0	3°	63.00
10.00	10.0	26.0	0.3	1.50	15.00	26.00	4	**R215.H4-10050DAC03H**	☆	10.00	4.0	3°	72.00
12.00	12.0	26.0	0.4	1.50	18.00	30.00	4	**R215.H4-12050DAC04H**	☆	12.00	6.0	3°	83.00
16.00	16.0	36.0	0.5	2.00	24.00	36.00	4	**R215.H4-16050EAC05H**	☆	16.00	8.0	3°	92.00
20.00	20.0	45.0	0.6	2.00	30.00	45.00	4	**R215.H4-20050EAC06H**	☆	20.00	12.0	3°	104.00

Cabeza de metal duro integral CoroMill® 316 para planeado

Fresa de gran avance, corte central

Fresas de ranurar para planeado de gran avance

	316..HM..P
CNSC	0
FHA	50°



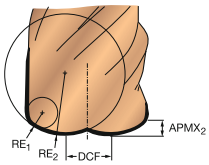

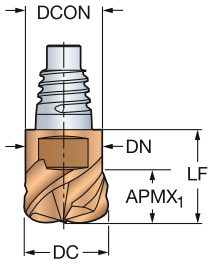

Versión métrica

DC	CZC$_{MS}$	APMX$_1$	APMX$_2$	RE$_1$	RE$_2$	LU	ZEFP	Código de pedido	P 1030	M 1030	K 1030	S 1030	Dimensiones, mm DCON	DCF	RMPX	LF	DN
10.00	E10	5.5	0.7	1.50	5.00	12.40	4	316-10HM450-10015P	☆	☆	☆	☆	9.70	3.4	5°	12.40	9.70
		5.5	0.3	1.50	5.00	12.40	3	316-10HM350-10015P	☆	☆	☆	☆	9.70	7.0	5°	12.40	9.70
12.00	E12	6.5	0.8	1.50	6.00	14.50	4	316-12HM450-12015P	☆	☆	☆	☆	11.70	4.5	5°	14.50	11.70
		6.5	0.8	1.50	6.00	14.50	3	316-12HM350-12015P	☆	☆	☆	☆	11.70	9.0	5°	14.50	11.70
16.00	E16	8.5	1.0	2.00	8.00	18.70	3	316-16HM350-16020P	☆	☆	☆	☆	15.50	12.0	5°	18.70	15.50
		8.5	1.0	2.00	8.00	18.70	4	316-16HM450-16020P	☆	☆	☆	☆	15.50	6.2	5°	18.70	15.50
20.00	E20	11.0	1.3	2.00	10.00	21.30	3	316-20HM350-20020P	☆	☆	☆	☆	19.30	16.0	5°	21.30	19.30
		11.0	1.3	2.00	10.00	21.30	4	316-20HM450-20020P	☆	☆	☆	☆	19.30	8.0	5°	21.30	19.30
25.00	E25	13.5	1.6	3.00	12.00	25.60	4	316-25HM450-25030P	☆	☆	☆	☆	24.20	10.0	5°	25.60	24.20

Versión en pulgadas

DC	CZC$_{MS}$	APMX$_1$	APMX$_2$	RE$_1$	RE$_2$	LU	ZEFP	Código de pedido	P 1030	M 1030	K 1030	S 1030	Dimensiones, pulg. DCON	DCF	RMPX	LF	DN
.375	E10	.209	.024	.060	.181	.488	4	A316-10HM450-03715P	☆	☆	☆	☆	.364	.134	5°	.488	.364
.500	E12	.276	.033	.060	.236	.575	4	A316-12HM450-05015P	☆	☆	☆	☆	.484	.197	5°	.575	.484
.625	E16	.335	.039	.080	.315	.736	4	A316-16HM450-06220P	☆	☆	☆	☆	.610	.236	5°	.736	.610
.750	E20	.413	.047	.080	.354	.839	4	A316-20HM450-07520P	☆	☆	☆	☆	.728	.315	5°	.839	.728

O5 J495 J508 Q1 Q35 Q26

Cabeza de metal duro integral CoroMill® 316 para planeado

Fresa de gran avance, corte central

Fresas de ranurar para planeado de gran avance

316..HM..C..P

CNSC 1

FHA 50°



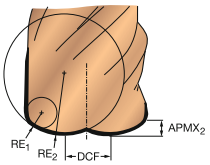

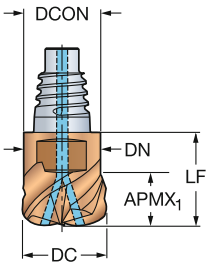

Versión métrica

DC	CZC$_{MS}$	APMX$_1$	APMX$_2$	RE$_1$	RE$_2$	LU	ZEFP	Código de pedido	P 1030	M 1030	K 1030	S 1030	Dimensiones, mm DCON	DCF	RMPX	LF	DN	CP Bar
10.00	E10	6.0	0.7	1.50	5.00	12.40	4	**316-10HM450C10015P**	☆	☆	☆	☆	9.70	3.4	5°	23.60	9.70	20
12.00	E12	7.5	0.8	1.50	6.00	14.50	4	**316-12HM450C12015P**	☆	☆	☆	☆	11.70	4.5	5°	28.30	11.70	20
16.00	E16	10.0	1.0	2.00	8.00	18.70	4	**316-16HM450C16020P**	☆	☆	☆	☆	15.50	6.2	5°	35.70	15.50	20
20.00	E20	12.0	1.3	2.00	10.00	21.30	4	**316-20HM450C20020P**	☆	☆	☆	☆	19.30	8.0	5°	40.80	19.30	20
25.00	E25	13.0	1.6	3.00	12.00	25.60	5	**316-25HM550C25030P**	☆	☆	☆	☆	24.20	10.0	5°	25.60	24.20	20

Versión en pulgadas

DC	CZC$_{MS}$	APMX$_1$	APMX$_2$	RE$_1$	RE$_2$	LU	ZEFP	Código de pedido	P 1030	M 1030	K 1030	S 1030	Dimensiones, pulg. DCON	DCF	RMPX	LF	DN	CP PSI
.375	E10	.209	.024	.060	.181	.488	4	**A316-10HM450C03715P**	☆	☆	☆	☆	.364	.134	5°	.488	.364	290
.500	E12	.276	.033	.060	.236	.575	4	**A316-12HM450C05015P**	☆	☆	☆	☆	.484	.197	5°	.575	.484	290
.625	E16	.338	.039	.080	.315	.739	4	**A316-16HM450C06220P**	☆	☆	☆	☆	.610	.321	5°	.739	.610	290
.750	E20	.413	.047	.080	.354	.839	4	**A316-20HM450C07520P**	☆	☆	☆	☆	.728	.315	5°	.839	.728	290

O5 J495 J508 Q1 Q35 Q26

Fresa de metal duro integral CoroMill® Plura para planeado en escuadra

Torno-fresado. Dureza ≤ 48HRc

Fresas de ranurado para torno-fresado

	R216.Tx..AS..N
CNSC	0
FHA	30°
BSG	COROMANT
TCDCON	h6

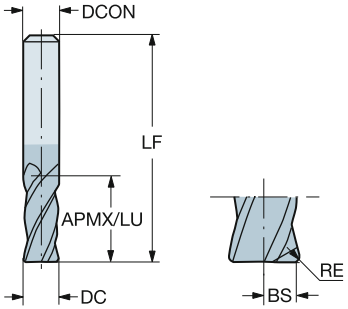

Versión métrica

DC	CZC_{MS}	APMX	RE	LU	ZEFP	Código de pedido	P 1620	M 1620	K 1620	S 1620	Dimensiones, mm DCON	RMPX	LF	BS
6.00	6.0	10.00	0.50	10.00	4	**R216.T4-06030BAS10N**	☆	☆	☆	☆	6.00	5°	54.00	2.5
8.00	8.0	12.00	0.50	12.00	4	**R216.T4-08030BAS12N**	☆	☆	☆	☆	8.00	5°	58.00	3.5
10.00	10.0	14.00	1.00	14.00	4	**R216.T4-10030CAS14N**	☆	☆	☆	☆	10.00	5°	66.00	4.0
12.00	12.0	16.00	1.00	16.00	4	**R216.T4-12030CAS16N**	☆	☆	☆	☆	12.00	5°	73.00	5.0

O5 J490 J508 Q1 Q35 Q24

SANDVIK Coromant

Fresa de ranurar de metal duro integral CoroMill® Plura para achaflanado

Herramientas para achaflanar. Dureza ≤ 48HRc

Fresas de ranurar para fresado de chaflanes

	1C050-XA	1C050-XB
CNSC	0	0
FHA	0°	0°
BSG	Coromant	Coromant
TCDCON	h6	h6

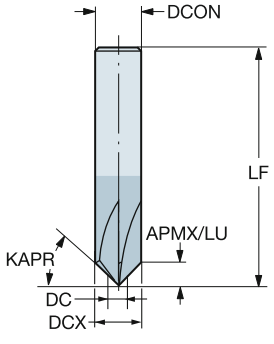

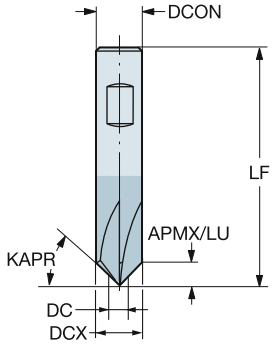

Versión métrica

KAPR	DC	DCX	CZC_{MS}	APMX	LU	ZEFP	Código de pedido	P 1620	M 1620	K 1620	N 1620	S 1620	H 1620	Dimensiones, mm DCON	LF
45°	1.00	6.0	6.0	2.50	2.50	4	1C050-0100-045-XA	☆	☆	☆	☆	☆	☆	6.00	56.50
45°	1.50	10.0	10.0	4.25	4.25	4	1C050-0150-045-XA	☆	☆	☆	☆	☆	☆	10.00	99.20
60°		10.0	10.0	7.35	7.35	4	1C050-0150-060-XA	☆	☆	☆	☆	☆	☆	10.00	98.70
45°	2.00	8.0	8.0	3.00	3.00	5	1C050-0200-045-XA	☆	☆	☆	☆	☆	☆	8.00	79.00
45°	3.00	12.0	12.0	4.50	4.50	6	1C050-0300-045-XA	☆	☆	☆	☆	☆	☆	12.00	81.50

Versión métrica

KAPR	DC	DCX	CZC_{MS}	APMX	LU	ZEFP	Código de pedido	P 1620	M 1620	K 1620	N 1620	S 1620	H 1620	Dimensiones, mm DCON	LF
45°	1.50	10.0	10.0	4.25	4.25	4	1C050-0150-045-XB	☆	☆	☆	☆	☆	☆	10.00	99.20
60°		10.0	10.0	7.35	7.35	4	1C050-0150-060-XB	☆	☆	☆	☆	☆	☆	10.00	100.00
45°	3.00	12.0	12.0	4.50	4.50	6	1C050-0300-045-XB	☆	☆	☆	☆	☆	☆	12.00	81.50

O5 J490 J508 Q1 Q35 Q23

Fresa de metal duro integral CoroMill® 326 para achaflanado

Weldon

	326-CH
KAPR	45°
FHA	0°
BSG	Coromant
TCDCON	h6



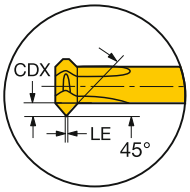

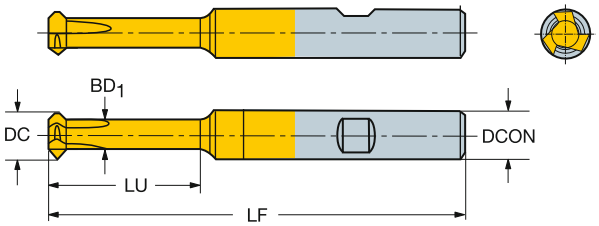

Versión métrica

DC	CZC_{MS}	APMX	LU	CNSC	ZEFP	Código de pedido	P 1025	M 1025	K 1025	N 1025	S 1025	Dimensiones, mm, pulg. DCON	DCX	LF	DN
4.60	6.0	0.60	15.00	0	3	**326R06-B1502006-CH**	☆	☆	☆	☆	☆	6.00	5.8	58.00	4.20
	6.0	0.60	25.00	0	3	**326R06-B2502006-CH**	☆	☆	☆	☆	☆	6.00	5.8	68.00	4.20
5.50	8.0	1.20	25.00	0	3	**326R08-B2502012-CH**	☆	☆	☆	☆	☆	8.00	7.8	68.00	5.00
	8.0	1.20	35.00	0	3	**326R08-B3502012-CH**	☆	☆	☆	☆	☆	8.00	7.8	78.00	5.00

Versión en pulgadas

DC	CZC_{MS}	APMX	LU	CNSC	ZEFP	Código de pedido	P 1025	M 1025	K 1025	N 1025	S 1025	Dimensiones, pulg. DCON	DCX	LF	DN
.181	1/4	.024	.591	0	3	**A326R06-M1502006-CH**	☆	☆	☆	☆	☆	.250	.228	2.283	.165
	1/4	.024	.984	0	3	**A326R06-M2502006-CH**	☆	☆	☆	☆	☆	.250	.228	2.677	.165
.217	5/16	.047	.984	0	3	**A326R08-M2502012-CH**	☆	☆	☆	☆	☆	.313	.307	2.677	.197
	5/16	.047	1.378	0	3	**A326R08-M3502012-CH**	☆	☆	☆	☆	☆	.313	.307	3.071	.197

O5 J474 Q1 Q35

Fresa de metal duro integral CoroMill® Plura con perfil de cuarto de círculo

Radio del chaflán. Dureza ≤ 48HRc

Fresas de ranurar para fresado de chaflanes

	1U000-XA
CNSC	0
BSG	COROMANT
TCDCON	h6



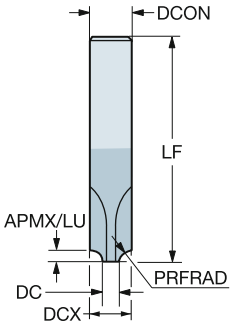

PRFRAD	DC	CZC_{MS}	APMX	LU	ZEFP	Código de pedido	P 1620	M 1620	K 1620	N 1620	S 1620	H 1620	Dimensiones, mm DCON	DCX	LF
0.50	4.00	6.0	0.50	0.50	3	**1U000-0400-050-XA**	☆	☆	☆	☆	☆	☆	6.00	6.0	57.00
0.75		6.0	0.75	0.75	3	**1U000-0400-075-XA**	☆	☆	☆	☆	☆	☆	6.00	6.0	57.00
1.00		8.0	1.00	1.00	4	**1U000-0400-100-XA**	☆	☆	☆	☆	☆	☆	8.00	8.0	63.00
1.50		8.0	1.50	1.50	4	**1U000-0400-150-XA**	☆	☆	☆	☆	☆	☆	8.00	8.0	63.00
2.00	5.00	10.0	2.00	2.00	4	**1U000-0500-200-XA**	☆	☆	☆	☆	☆	☆	10.00	10.0	72.00
2.50		10.0	2.50	2.50	4	**1U000-0500-250-XA**	☆	☆	☆	☆	☆	☆	10.00	10.0	72.00
3.00		12.0	3.00	3.00	4	**1U000-0500-300-XA**	☆	☆	☆	☆	☆	☆	12.00	12.0	83.00
4.00	6.00	14.0	4.00	4.00	4	**1U000-0600-400-XA**	☆	☆	☆	☆	☆	☆	14.00	14.0	83.00
5.00		16.0	5.00	5.00	4	**1U000-0600-500-XA**	☆	☆	☆	☆	☆	☆	16.00	16.0	92.00
6.00	8.00	20.0	6.00	6.00	4	**1U000-0800-600-XA**	☆	☆	☆	☆	☆	☆	20.00	20.0	104.00

O5 J490 J508 Q1 Q35 Q23

Cabeza de metal duro integral CoroMill® 316 para fresado de chaflanes

Herramientas para achaflanar

Fresas de ranurar para fresado de chaflanes

	316..CM..G
CNSC	0
FHA	0°
BSG	Coromant



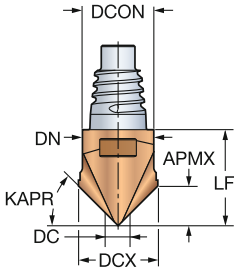

Versión métrica

KAPR	DC	DCX	CZC_{MS}	APMX	ZEFP	Código de pedido	P 1030	M 1030	K 1030	S 1030	Dimensiones, mm DCON	LF	DN
45°	1.50	10.0	E10	4.25	4	316-10CM400-10045G	☆	☆	☆	☆	9.70	12.40	9.70
15°	3.00	12.0	E12	1.20	6	316-12CM600-12015G	☆	☆	☆	☆	11.70	14.50	11.70
30°		12.0	E12	2.60	6	316-12CM600-12030G	☆	☆	☆	☆	11.70	13.60	11.70
45°		12.0	E12	4.50	6	316-12CM600-12045G	☆	☆	☆	☆	11.70	13.00	11.70
45°		16.0	E16	6.50	8	316-16CM800-16045G	☆	☆	☆	☆	15.50	17.20	15.50
60°	3.50	10.0	E10	5.60	4	316-10CM400-10060G	☆	☆	☆	☆	9.70	12.40	9.70
60°	4.50	12.0	E12	6.50	6	316-12CM600-12060G	☆	☆	☆	☆	11.70	10.60	11.70

Versión en pulgadas

KAPR	DC	DCX	CZC_{MS}	APMX	ZEFP	Código de pedido	P 1030	M 1030	K 1030	S 1030	Dimensiones, pulg. DCON	LF	DN
30°	.118	.375	E10	.073	4	A316-10CM400-03730G	☆	☆	☆	☆	.364	.488	.364
30°	.118	.500	E12	.110	6	A316-12CM600-05030G	☆	☆	☆	☆	.484	.575	.484
45°	.118	.375	E10	.128	4	A316-10CM400-03745G	☆	☆	☆	☆	.364	.488	.364
30°	.118	.625	E16	.146	8	A316-16CM800-06230G	☆	☆	☆	☆	.610	.736	.610
49°	.118	.375	E10	.148	4	A316-10CM400-03749G	☆	☆	☆	☆	.364	.488	.364
45°	.118	.500	E12	.191	6	A316-12CM600-05045G	☆	☆	☆	☆	.484	.512	.484
49°	.118	.500	E12	.220	6	A316-12CM600-05049G	☆	☆	☆	☆	.484	.575	.484
60°	.118	.375	E10	.222	4	A316-10CM400-03760G	☆	☆	☆	☆	.364	.488	.364
49°	.118	.625	E16	.291	8	A316-16CM800-06249G	☆	☆	☆	☆	.610	.736	.610
60°	.177	.500	E12	.280	6	A316-12CM600-05060G	☆	☆	☆	☆	.484	.575	.484
45°	.256	.625	E16	.256	8	A316-16CM800-06245G	☆	☆	☆	☆	.610	.677	.610
60°	.276	.625	E16	.303	8	A316-16CM800-06260G	☆	☆	☆	☆	.610	.736	.610

O5 J495 J508 Q1 Q35 Q26

Cabeza de metal duro integral CoroMill® 316 para fresado de chaflanes

Herramientas para achaflanar

Fresas de ranurar para fresado de chaflanes y punteado

	316..CM2..G
CNSC	0
FHA	10°



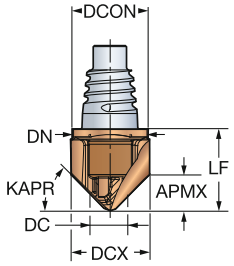

Versión métrica

KAPR	DC	DCX	CZC$_{MS}$	APMX	ZEFP	Código de pedido	P 1030	M 1030	K 1030	S 1030	Dimensiones, mm DCON	LF	DN
15°	1.50	12.0	E12	1.33	2	**316-12CM210-12015G**	☆	☆	☆	☆	11.70	14.00	11.70
30°		12.0	E12	3.03	2	**316-12CM210-12030G**	☆	☆	☆	☆	11.70	14.00	11.70
45°		10.0	E10	4.23	2	**316-10CM210-10045G**	☆	☆	☆	☆	9.70	11.80	9.70
45°		12.0	E12	5.23	2	**316-12CM210-12045G**	☆	☆	☆	☆	11.70	14.00	11.70
45°		16.0	E16	7.23	2	**316-16CM210-16045G**	☆	☆	☆	☆	15.50	18.10	15.50
60°		10.0	E10	7.50	2	**316-10CM210-10060G**	☆	☆	☆	☆	9.70	11.80	9.70
60°		12.0	E12	7.73	2	**316-12CM210-12060G**	☆	☆	☆	☆	11.70	14.00	11.70

Versión en pulgadas

KAPR	DC	DCX	CZC$_{MS}$	APMX	ZEFP	Código de pedido	P 1030	M 1030	K 1030	S 1030	Dimensiones, pulg. DCON	LF	DN
45°	.059	.375	E10	.169	2	**A316-10CM210-03745G**	☆	☆	☆	☆	.364	.465	.364
45°	.059	.500	E12	.230	2	**A316-12CM210-05045G**	☆	☆	☆	☆	.484	.551	.484
45°	.059	.625	E16	.293	2	**A316-16CM210-06245G**	☆	☆	☆	☆	.610	.713	.610

O5
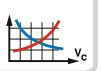 J495
J508
Q1
Q35
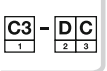 Q26

Cabeza de metal duro integral CoroMill® 316 con perfil de cuarto de círculo

Radio de chaflán

Fresas de ranurar para fresado de chaflanes



	316..UM..G
CNSC	0
BSG	COROMANT

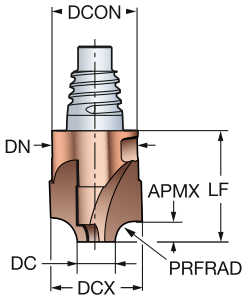

Versión métrica

PRFRAD	DC	CZC_{MS}	APMX	ZEFP	Código de pedido	P 1030	M 1030	K 1030	S 1030	Dimensiones, mm DCON	DCX	LF	DN
3.00	4.00	E10	3.00	4	316-10UM400-10030G	☆	☆	☆	☆	9.70	10.0	12.40	9.70
4.00		E12	4.00	4	316-12UM400-12040G	☆	☆	☆	☆	11.70	12.0	14.50	11.70
1.50	5.00	E10	1.50	4	316-10UM400-10015G	☆	☆	☆	☆	9.70	10.0	12.40	9.70
3.00		E12	3.00	4	316-12UM400-12030G	☆	☆	☆	☆	11.70	12.0	14.50	11.70
4.00	6.00	E16	4.00	4	316-16UM400-16040G	☆	☆	☆	☆	15.50	16.0	18.70	15.50
5.00		E16	5.00	4	316-16UM400-16050G	☆	☆	☆	☆	15.50	16.0	18.70	15.50
6.00	8.00	E20	6.00	4	316-20UM400-20060G	☆	☆	☆	☆	19.30	20.0	21.30	19.30
8.00		E25	8.00	4	316-25UM400-25080G	☆	☆	☆	☆	24.20	25.0	25.60	24.20

Versión en pulgadas

PRFRAD	DC	CZC_{MS}	APMX	ZEFP	Código de pedido	P 1030	M 1030	K 1030	S 1030	Dimensiones, pulg. DCON	DCX	LF	DN
.125	.118	E10	.125	4	A316-10UM400-03732G	☆	☆	☆	☆	.364	.375	.488	.364
.155	.177	E12	.156	4	A316-12UM400-05040G	☆	☆	☆	☆	.484	.500	.575	.484
.125	.197	E12	.125	4	A316-12UM400-05032G	☆	☆	☆	☆	.484	.500	.575	.484
.061	.236	E10	.062	4	A316-10UM400-03715G	☆	☆	☆	☆	.364	.375	.488	.364
.188		E16	.188	4	A316-16UM400-06247G	☆	☆	☆	☆	.610	.625	.736	.610
.250		E20	.250	4	A316-20UM400-07563G	☆	☆	☆	☆	.728	.750	.839	.728
.312	.315	E25	.313	4	A316-25UM400-10080G	☆	☆	☆	☆	.965	1.000	1.008	.965

O5 J495 J508 Q1 Q35 Q26

Fresa de ranurar de metal duro integral CoroMill® Plura para fresado de roscas

Para roscas interiores

Mango cilíndrico

	R217.1xC..AC/K..N
FHA	10°
BSG	COROMANT
TCDCON	h6
THFT	M60
TTP	INT

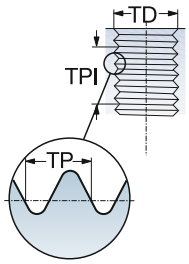

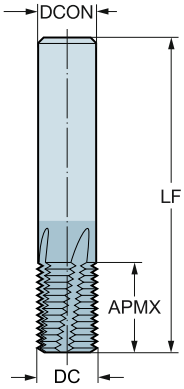

Métrica/Métrica fina, 60°

FTDZ	TP	DC	CZC_{MS}	APMX	LU	CNSC	ZEFP	Código de pedido	P 1630	M 1630	K 1630	N 1630	S 1630	Dimensiones, mm, pulg. DCON	LF	CP Bar
M6x0,5	0.50	4.80	6.0	10.00	10.00	1	3	R217.13C048050AC10N	☆	☆	☆	☆	☆	6.00	57.00	20
M4x0.7	0.70	3.20	6.0	8.40	8.40	0	3	R217.13-032070AC08N	☆	☆	☆	☆	☆	6.00	57.00	20
M8x0,75	0.75	6.00	6.0	12.00	12.00	1	3	R217.13C060075AC12N	☆	☆	☆	☆	☆	6.00	57.00	20
M5x0.8	0.80	4.10	6.0	11.20	11.20	0	3	R217.13-041080AC11N	☆	☆	☆	☆	☆	6.00	57.00	20
M6x1.0	1.00	4.50	6.0	13.00	13.00	1	4	R217.14C045100AC13N	☆	☆	☆	☆	☆	6.00	57.00	20
M10x1,0	1.00	8.00	8.0	16.00	16.00	1	4	R217.14C080100AC16N	☆	☆	☆	☆	☆	8.00	63.00	20
M8x1.25	1.25	6.00	6.0	17.50	17.50	1	4	R217.14C060125AK17N	☆	☆	☆	☆	☆	6.00	65.00	20
M10x1.5	1.50	7.50	8.0	21.00	21.00	1	4	R217.14C075150AK21N	☆	☆	☆	☆	☆	8.00	72.00	20
M14x1,5	1.50	12.00	12.0	22.50	22.50	1	4	R217.14C120150AC22N	☆	☆	☆	☆	☆	12.00	83.00	20
M18x1,5	1.50	16.00	16.0	30.00	30.00	1	5	R217.15C160150AC30N	☆	☆	☆	☆	☆	16.00	92.00	20
M12x1.75	1.75	9.50	10.0	26.25	26.25	1	4	R217.14C095175AK26N	☆	☆	☆	☆	☆	10.00	80.00	20
M14x2.0	2.00	10.00	10.0	30.00	30.00	1	5	R217.15C100200AK30N	☆	☆	☆	☆	☆	10.00	83.00	20
M16x2.0	2.00	12.00	12.0	34.00	34.00	1	5	R217.15C120200AK34N	☆	☆	☆	☆	☆	12.00	92.00	20
M20x2,5	2.50	16.00	16.0	42.50	42.50	1	5	R217.15C160250AK42N	☆	☆	☆	☆	☆	16.00	105.00	20
M24x3,0	3.00	19.00	20.0	50.00	50.00	1	5	R217.15C190300AK50N	☆	☆	☆	☆	☆	20.00	125.00	20

O5 J490 J508 Q1 Q35 Q27

Fresa de ranurar de metal duro integral CoroMill® Plura para fresado de roscas

Para roscas interiores

Mango cilíndrico con chaflán de 45°

	R217.1x..CC..K
KAPR	90°
FHA	10°
BSG	COROMANT
TCDCON	h6
THFT	M60
TPT	F

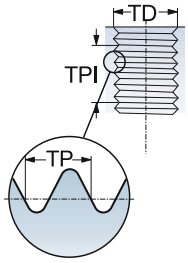

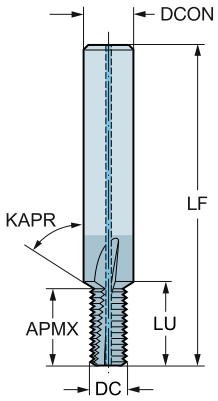

Métrica/Métrica fina, 60°

FTDZ	TP	DC	CZC_{MS}	APMX	LU	CNSC	ZEFP	Código de pedido	P 1630	M 1630	K 1630	N 1630	S 1630	Dimensiones, mm, pulg. DCON	LF_1	LF_2	DN
M3X0.5	0.50	2.30	6.0	5.00	6.00	0	3	**R217.13-023050CC06K**	☆	☆	☆	☆	☆	6.00	57.00	52.00	6.00
M4X0.70	0.70	3.20	6.0	8.80	9.50	1	3	**R217.13C032070CC08K**	☆	☆	☆	☆	☆	6.00	57.00	48.20	6.00
M5X0.80	0.80	4.10	6.0	10.72	11.67	1	3	**R217.13C041080CC11K**	☆	☆	☆	☆	☆	6.00	57.00	46.28	6.00
M6x1.0	1.00	4.80	8.0	12.78	13.58	1	3	**R217.13C048100CC13K**	☆	☆	☆	☆	☆	8.00	63.00	50.22	8.00
M8x1.25	1.25	6.50	10.0	17.35	18.24	1	3	**R217.13C065125CC17K**	☆	☆	☆	☆	☆	10.00	72.00	54.65	10.00
M10x1.5	1.50	8.20	12.0	22.41	23.41	1	3	**R217.13C082150CC21K**	☆	☆	☆	☆	☆	12.00	83.00	60.59	12.00
M12x1.75	1.75	9.90	14.0	26.00	27.00	1	4	**R217.14C099175CC26K**	☆	☆	☆	☆	☆	14.00	83.00	57.00	14.00
M14x2.0	2.00	11.60	16.0	31.30	32.40	1	4	**R217.14C116200CC30K**	☆	☆	☆	☆	☆	16.00	92.00	60.70	16.00
M16X2.0	2.00	13.60	18.0	33.30	34.40	1	4	**R217.14C136200CC34K**	☆	☆	☆	☆	☆	18.00	92.00	58.70	18.00

O5 J490 J508 Q1 Q35 Q27

SANDVIK Coromant

Fresa de ranurar de metal duro integral CoroMill® Plura para fresado de roscas

Para roscas interiores

Mango cilíndrico

	R217.1x..AC..M
FHA	10°
BSG	COROMANT
TCDCON	h6
THFT	M60
TTP	INT

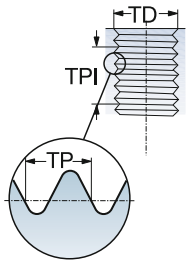

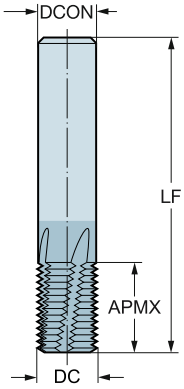

Métrica/Métrica fina, 60°

FTDZ	TP	DC	CZC_{MS}	APMX	LU	CNSC	ZEFP	Código de pedido	P 1620	H 1620	Dimensiones, mm, pulg. DCON	LF
M6x1.0	1.00	4.50	6.0	10.00	10.00	0	4	**R217.14-045100AC10M**	☆	☆	6.00	57.00
MF12x1	1.00	10.00	10.0	20.00	20.00	0	5	**R217.15-100100AC20M**	☆	☆	10.00	72.00
M8x1.25	1.25	6.00	6.0	12.50	12.50	0	5	**R217.15-060125AC12M**	☆	☆	6.00	57.00
M10x1.5	1.50	8.00	8.0	16.50	16.50	0	5	**R217.15-080150AC16M**	☆	☆	8.00	63.00
MF14x1.5	1.50	12.00	12.0	27.00	27.00	0	6	**R217.16-120150AC27M**	☆	☆	12.00	83.00
M12x1.75	1.75	9.00	10.0	19.25	19.25	0	5	**R217.15-090175AC19M**	☆	☆	10.00	72.00
M14x2.0	2.00	12.00	12.0	26.00	26.00	0	5	**R217.15-120200AC26M**	☆	☆	12.00	83.00

O5 J490 J508 Q1 Q35 Q27

Fresa de ranurar de metal duro integral CoroMill® Plura para fresado de roscas

Para roscas interiores

Mango cilíndrico

	R217.1x..AC..N
FHA	10°
BSG	COROMANT
TCDCON	h6
THFT	M60
TTP	INT

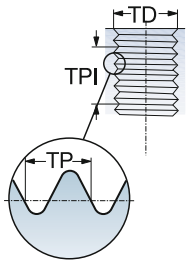

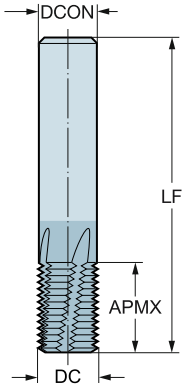

Métrica/Métrica fina, 60°

FTDZ	TP	DC	CZC_{MS}	APMX	LU	CNSC	ZEFP	Código de pedido	P 1630	M 1630	K 1630	N 1630	S 1630	Dimensiones, mm, pulg. DCON	LF
MF6x0.5	0.50	4.80	6.0	10.00	10.00	0	3	R217.13-048050AC10N	☆	☆	☆	☆	☆	6.00	57.00
MF8x0.75	0.75	6.00	6.0	12.00	12.00	0	3	R217.13-060075AC12N	☆	☆	☆	☆	☆	6.00	57.00
MF8x1.0	1.00	6.00	6.0	12.00	12.00	0	3	R217.13-060100AC12N	☆	☆	☆	☆	☆	6.00	57.00
MF10x1	1.00	8.00	8.0	16.00	16.00	0	4	R217.14-080100AC16N	☆	☆	☆	☆	☆	8.00	63.00
MF12x1	1.00	10.00	10.0	20.00	20.00	0	4	R217.14-100100AC20N	☆	☆	☆	☆	☆	10.00	72.00
MF14x1	1.00	12.00	12.0	22.00	22.00	0	4	R217.14-120100AC22N	☆	☆	☆	☆	☆	12.00	83.00
MF16x1	1.00	14.00	14.0	26.00	26.00	0	5	R217.15-140100AC26N	☆	☆	☆	☆	☆	14.00	83.00
MF12x1.5	1.50	10.00	10.0	21.00	21.00	0	4	R217.14-100150AC20N	☆	☆	☆	☆	☆	10.00	72.00
MF14x1.5	1.50	12.00	12.0	22.50	22.00	0	4	R217.14-120150AC22N	☆	☆	☆	☆	☆	12.00	83.00
MF16x1.5	1.50	14.00	14.0	27.00	27.00	0	5	R217.15-140150AC26N	☆	☆	☆	☆	☆	14.00	83.00
MF20x2	2.00	16.00	16.0	30.00	30.00	0	5	R217.15-160200AC30N	☆	☆	☆	☆	☆	16.00	92.00
MF24x2	2.00	20.00	20.0	36.00	35.00	0	5	R217.15-200200AC35N	☆	☆	☆	☆	☆	20.00	104.00
MF28x2	2.00	25.00	25.0	46.00	46.00	0	6	R217.16-250200AC46N	☆	☆	☆	☆	☆	25.00	121.00
M20x2,5	2.50	16.00	16.0	42.50	42.50	0	5	R217.15-160250AC42N	☆	☆	☆	☆	☆	16.00	105.00
M24x3	3.00	19.00	20.0	50.00	50.00	0	5	R217.15-190300AC50N	☆	☆	☆	☆	☆	20.00	125.00

O5 J490 J508 Q1 Q35 Q27

Fresa de ranurar de metal duro integral CoroMill® Plura para fresado de roscas

Para roscas interiores

Mango cilíndrico

	R217.1x..AC..P
KAPR	90°
FHA	15°
BSG	COROMANT
TCDCON	h6
THFT	M60
TTP	INT

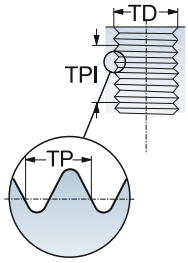

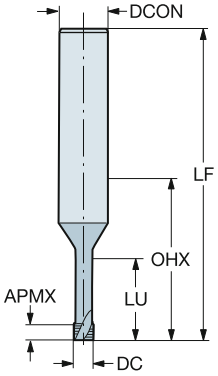

Métrica/Métrica fina, 60°

FTDZ	TP	DC_1	CZC_{MS}	APMX	LU	CNSC	ZEFP	Código de pedido	P 1620	P H07F	M 1620	M H07F	K 1620	K H07F	N 1620	N H07F	S 1620	S H07F	O 1620	O H07F	Dimensiones, mm, pulg. DCON	LF_1	DN
M 1.6	0.35	1.20	3.0	0.53	3.73	0	3	R217.13-012035AC03P	☆		☆		☆		☆				☆		3.00	37.82	0.74
	0.35	1.20	3.0	0.53	5.33	0	3	R217.13-012035AC05P	☆	☆	☆	☆	☆	☆	☆	☆	☆	☆	☆	☆	3.00	37.82	0.74
M 2	0.40	1.55	6.0	1.00	4.60	0	3	R217.13-015040AC04P	☆		☆		☆		☆		☆		☆		6.00	56.80	0.98
	0.40	1.55	6.0	1.00	6.60	0	3	R217.13-015040AC06P	☆	☆	☆	☆	☆	☆	☆	☆	☆	☆	☆	☆	6.00	56.80	0.98
M 2.5	0.45	1.95	6.0	1.13	5.68	0	3	R217.13-019045AC05P	☆		☆		☆		☆		☆		☆		6.00	56.77	1.30
	0.45	1.95	6.0	1.13	8.18	0	3	R217.13-019045AC07P	☆	☆	☆	☆	☆	☆	☆	☆	☆	☆	☆	☆	6.00	56.77	1.30
M 3	0.50	2.30	6.0	1.25	6.75	0	3	R217.13-023050AC06P	☆		☆		☆		☆		☆		☆		6.00	56.75	1.60
	0.50	2.30	6.0	1.25	9.75	0	3	R217.13-023050AC09P	☆	☆	☆	☆	☆	☆	☆	☆	☆	☆	☆	☆	6.00	56.75	1.60
M 4	0.70	3.10	6.0	1.75	9.05	0	3	R217.13-031070AC08P	☆		☆		☆		☆		☆		☆		6.00	56.65	2.10
	0.70	3.10	6.0	1.75	13.05	0	3	R217.13-031070AC12P	☆	☆	☆	☆	☆	☆	☆	☆	☆	☆	☆	☆	6.00	56.65	2.10
M 5	0.80	4.00	6.0	2.00	11.20	0	3	R217.13-040080AC10P	☆		☆		☆		☆		☆		☆		6.00	56.60	2.90
	0.80	4.00	6.0	2.00	16.20	0	3	R217.13-040080AC15P	☆	☆	☆	☆	☆	☆	☆	☆	☆	☆	☆	☆	6.00	56.60	2.90
M 6	1.00	4.80	6.0	2.50	13.50	0	3	R217.13-048100AC12P	☆		☆		☆		☆		☆		☆		6.00	56.50	3.40
	1.00	4.80	6.0	2.50	19.50	0	3	R217.13-048100AC18P	☆	☆	☆	☆	☆	☆	☆	☆	☆	☆	☆	☆	6.00	59.50	3.40
M 8	1.25	6.40	8.0	3.13	17.90	0	3	R217.13-064125AC16P	☆		☆		☆		☆		☆		☆		8.00	63.00	4.70
	1.25	6.40	8.0	3.13	25.88	0	3	R217.13-064125AC24P	☆	☆	☆	☆	☆	☆	☆	☆	☆	☆	☆	☆	8.00	67.37	4.70
M 10	1.50	8.20	10.0	3.75	22.30	0	4	R217.14-082150AC20P	☆		☆		☆		☆		☆		☆		10.00	71.25	6.16
M 12	1.75	9.50	10.0	4.38	26.70	0	5	R217.15-095175AC24P	☆		☆		☆		☆		☆		☆		10.00	71.12	7.13

O5 J490 J508 Q1 Q35 Q27

Fresa de ranurar de metal duro integral CoroMill® Plura para fresado de roscas

Para roscas interiores

Mango cilíndrico

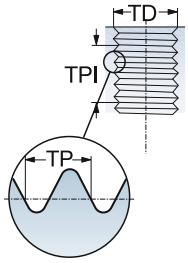

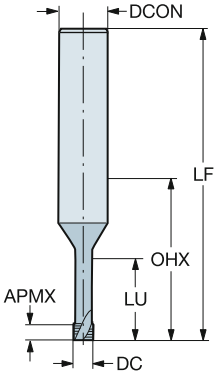

	R217.1x..AC..S
KAPR	90°
FHA	15°
BSG	COROMANT
TCDCON	h6
THFT	M60
TTP	INT

Métrica/Métrica fina, 60°

FTDZ	TP	DC_1	CZC_{MS}	APMX	LU	CNSC	ZEFP	**Código de pedido**	P 1610	S 1610	H 1610	O 1610	Dimensiones, mm, pulg. DCON	LF_1	DN
M 2	0.40	1.50	6.0	0.60	4.60	0	3	**R217.13-015040AC04S**	☆	☆	☆	☆	6.00	56.80	0.98
M 2.5	0.45	1.95	6.0	0.68	5.68	0	3	**R217.13-019045AC05S**	☆	☆	☆	☆	6.00	56.77	1.30
M 3	0.50	2.30	6.0	0.75	6.75	0	3	**R217.13-023050AC06S**	☆	☆	☆	☆	6.00	56.75	1.60
M 4	0.70	3.10	6.0	1.05	9.05	0	3	**R217.13-031070AC08S**	☆	☆	☆	☆	6.00	56.65	1.60
M 5	0.80	4.00	6.0	1.20	11.20	0	4	**R217.14-040080AC10S**	☆	☆	☆	☆	6.00	56.60	2.90
M 6	1.00	4.80	6.0	1.50	13.50	0	4	**R217.14-048100AC12S**	☆	☆	☆	☆	6.00	56.50	3.40

O5 J490 J508 Q1 Q35 Q27

SANDVIK Coromant

Fresa de ranurar de metal duro integral CoroMill® Plura para fresado de roscas

Para roscas interiores

Mango cilíndrico

	R217.3xC..AC..M
FHA	10°
BSG	COROMANT
TCDCON	h6
THFT	UN60
TTP	INT

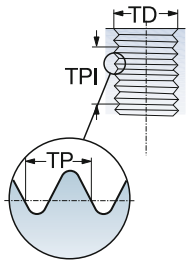

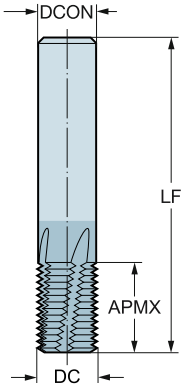

UNC/UNF, 60°

FTDZ	TPI	DC	CZC_{MS}	APMX	LU	CNSC	ZEFP	Código de pedido	P 1630	M 1630	K 1630	N 1630	S 1630	Dimensiones, pulg. DCON	LF	CP PSI
1/4-20 UNC	20.0	.189	6.0	.551	.551	1	3	**R217.33C048200AC13N**	☆	☆	☆	☆	☆	.236	2.244	290
5/16-18 UNC	18.0	.217	6.0	.556	.556	1	3	**R217.33C055180AC14N**	☆	☆	☆	☆	☆	.236	2.244	290
3/8-16 UNC	16.0	.295	8.0	.750	.750	1	4	**R217.34C075160AC19N**	☆	☆	☆	☆	☆	.315	2.480	290
7/16-14 UNC	14.0	.315	8.0	.785	.785	1	4	**R217.34C080140AC19N**	☆	☆	☆	☆	☆	.315	2.480	290
1/2-13 UNC	13.0	.394	10.0	.846	.846	1	4	**R217.34C100130AC21N**	☆	☆	☆	☆	☆	.394	2.835	290
9/16-12 UNC	12.0	.394	8.0	.833	.833	1	4	**R217.34C100120AC21N**	☆	☆	☆	☆	☆	.315	2.835	290
5/8-11 UNC	11.0	.472	12.0	1.000	1.000	1	4	**R217.34C120110AC25N**	☆	☆	☆	☆	☆	.472	3.268	290
3/4-10 UNC	10.0	.551	14.0	1.300	1.300	1	5	**R217.35C140100AC33N**	☆	☆	☆	☆	☆	.551	3.268	290

O5 J490 J508 Q1 Q35 Q27

Fresa de ranurar de metal duro integral CoroMill® Plura para fresado de roscas

Para roscas interiores

Mango cilíndrico

	R217.3xC..AC..M(UNF)
FHA	10°
BSG	COROMANT
TCDCON	h6
THFT	UN60
TTP	INT

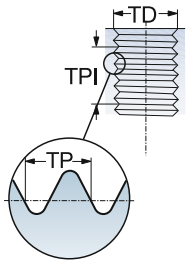

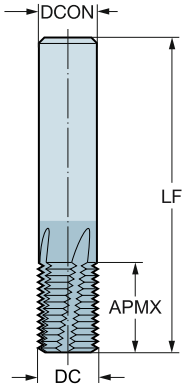

UNC/UNF, 60°

FTDZ	TPI	DC	CZC_{MS}	APMX	LU	CNSC	ZEFP	Código de pedido	P 1630	M 1630	K 1630	N 1630	S 1630	Dimensiones, pulg. DCON	LF	CP PSI
1/4-28 UNF	28.0	.189	6.0	.536	.536	1	3	**R217.33C048280AC13N**	☆	☆	☆	☆	☆	.236	2.244	290
5/16-24 UNF	24.0	.236	6.0	.541	.541	1	3	**R217.33C060240AC13N**	☆	☆	☆	☆	☆	.236	2.244	290
7/16-20 UNF	20.0	.315	8.0	.750	.750	1	4	**R217.34C080200AC19N**	☆	☆	☆	☆	☆	.315	2.480	290
9/16-18 UNF	18.0	.394	10.0	.889	.889	1	4	**R217.34C100180AC22N**	☆	☆	☆	☆	☆	.394	2.835	290
3/4-16 UNF	16.0	.551	14.0	1.250	1.250	1	5	**R217.35C140160AC31N**	☆	☆	☆	☆	☆	.551	3.268	290

O5 J490 J508 Q1 Q35 Q27

Fresa de ranurar de metal duro integral CoroMill® Plura para fresado de roscas

Para roscas interiores

Mango cilíndrico

	R217.3x..AC..P
KAPR	90°
FHA	15°
BSG	COROMANT
TCDCON	h6
THFT	UN60
TTP	INT

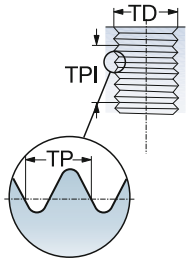

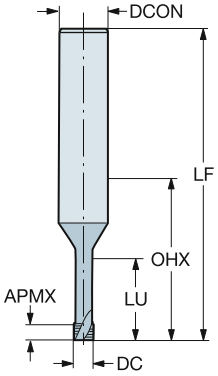

UNC/UNF, 60°

FTDZ	TPI	DC_1	CZC_{MS}	APMX	LU	CNSC	ZEFP	Código de pedido	P 1620	M 1620	K 1620	N 1620	S 1620	O 1620	Dimensiones, pulg. DCON	LF_1	DN
UNC # 1-64	64.0	.053	6.0	.023	.244	0	3	R217.33-013640AC05P	☆	☆	☆	☆	☆	☆	.236	2.236	.031
UNF #2-64	64.0	.067	6.0	.016	.281	0	3	R217.33-017640AC06P	☆	☆	☆	☆	☆	☆	.236	2.236	.044
UNC #2-56	56.0	.063	6.0	.027	.285	0	3	R217.33-016560AC06P	☆	☆	☆	☆	☆	☆	.236	2.235	.037
UNF #3-56	56.0	.077	6.0	.009	.325	0	3	R217.33-019560AC07P	☆	☆	☆	☆	☆	☆	.236	2.235	.051
UNC #3-48	48.0	.077	6.0	.052	.329	0	3	R217.33-019480AC07P	☆	☆	☆	☆	☆	☆	.236	2.223	.047
UNF #4-48	48.0	.083	6.0	.031	.368	0	3	R217.33-021480AC08P	☆	☆	☆	☆	☆	☆	.236	2.223	.055
UNC #4-40	40.0	.083	6.0	.062	.374	0	3	R217.33-021400AC08P	☆	☆	☆	☆	☆	☆	.236	2.219	.048
UNF #6-40	40.0	.108	6.0	.037	.453	0	3	R217.33-027400AC10P	☆	☆	☆	☆	☆	☆	.236	2.230	.073
UNC #6-32	32.0	.102	6.0	.078	.463	0	3	R217.33-026320AC10P	☆	☆	☆	☆	☆	☆	.236	2.228	.059
UNC #8-32	32.0	.128	6.0	.078	.539	0	3	R217.33-032320AC12P	☆	☆	☆	☆	☆	☆	.236	2.228	.085
UNF #10-32	32.0	.152	6.0	.047	.618	0	3	R217.33-038320AC14P	☆	☆	☆	☆	☆	☆	.236	2.228	.108
UNF 1/4	28.0	.207	6.0	.054	.805	0	3	R217.33-052280AC19P	☆	☆	☆	☆	☆	☆	.236	2.226	.157
UNC #10-24	24.0	.140	6.0	.104	.634	0	3	R217.33-035240AC14P	☆	☆	☆	☆	☆	☆	.236	2.223	.083
UNF 5/16	24.0	.258	8.0	.062	1.000	0	3	R217.33-065240AC24P	☆	☆	☆	☆	☆	☆	.315	2.459	.201
UNC 1/4	20.0	.191	6.0	.125	.827	0	3	R217.33-048200AC19P	☆	☆	☆	☆	☆	☆	.236	2.219	.122
UNC 5/16	18.0	.244	8.0	.139	1.022	0	3	R217.33-062180AC24P	☆	☆	☆	☆	☆	☆	.315	2.453	.169

O5 J490 J508 Q1 Q35 Q27

Fresa de ranurar de metal duro integral CoroMill® Plura para fresado de roscas

Para roscas interiores

Weldon

	R217.5x..AC..N	R217.7x..AC..N
FHA	10°	10°
TCDCON	h6	h6
THFT	NPT60	NPTF60
TTP	INT	INT
TPT	F	F

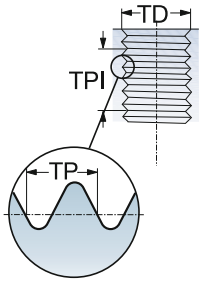

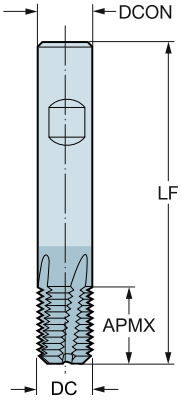

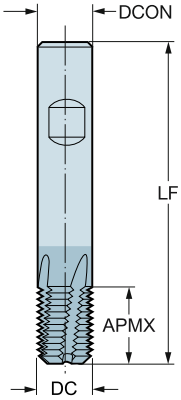

NPT 60°

TPI	DC_1	CZC_{MS}	APMX	LU	CNSC	ZEFP	Código de pedido	P 1630	M 1630	K 1630	N 1630	S 1630	Dimensiones, pulg. DCON	LF_1	LF_2	DN
27.0	.311	8.0	.453	.453	0	3	**R217.53-079270AC11N**	☆	☆	☆	☆	☆	.315	2.243	2.283	.311
18.0	.390	10.0	.627	.627	0	3	**R217.53-099180AC15N**	☆	☆	☆	☆	☆	.394	2.548	2.598	.390
14.0	.626	16.0	.806	.806	0	4	**R217.54-159140AC20N**	☆	☆	☆	☆	☆	.630	3.150	3.228	.626
11.5	.783	20.0	1.068	1.068	0	5	**R217.55-199115AC27N**	☆	☆	☆	☆	☆	.787	3.523	3.622	.783

NPTF 60°

TPI	DC_1	CZC_{MS}	APMX	LU	CNSC	ZEFP	Código de pedido	P 1630	M 1630	K 1630	N 1630	S 1630	Dimensiones, pulg. DCON	LF_1	LF_2	DN
27.0	.311	8.0	.453	.453	0	3	**R217.73-079270AC11N**	☆	☆	☆	☆	☆	.315	2.243	2.283	.311
18.0	.390	10.0	.627	.627	0	3	**R217.73-099180AC15N**	☆	☆	☆	☆	☆	.394	2.548	2.598	.390
14.0	.626	16.0	.806	.806	0	4	**R217.74-159140AC20N**	☆	☆	☆	☆	☆	.630	3.150	3.228	.626
11.5	.783	20.0	1.068	1.068	0	5	**R217.75-199115AC27N**	☆	☆	☆	☆	☆	.787	3.523	3.622	.783

O5 J490 J508 Q1 Q35 Q27

Fresa de ranurar de metal duro integral CoroMill® Plura para fresado de roscas

Interior y exterior

Weldon

	R217.9x..BC..N
FHA	10°
BSG	COROMANT
TCDCON	h6
THFT	WH55
TTP	INT_EXT

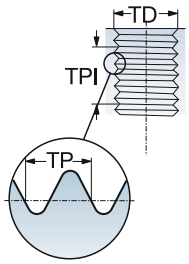

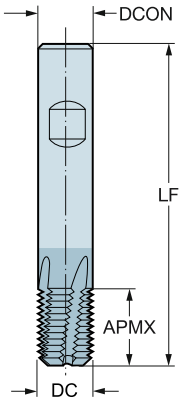

Rosca G

FTDZ	TPI	DC	CZC_{MS}	APMX	LU	CNSC	ZEFP	Código de pedido	P 1630	M 1630	K 1630	N 1630	S 1630	H 1630	Dimensiones, mm, pulg. DCON	LF
G1/8	28.0	6.00	6.0	15.40	15.40	0	3	**R217.93-060280BC15N**	☆	☆	☆	☆	☆	☆	6.00	57.00
G1/4	19.0	10.00	10.0	20.00	20.00	0	4	**R217.94-100190BC20N**	☆	☆	☆	☆	☆	☆	10.00	72.00
G3/8	19.0	14.00	14.0	26.70	26.70	0	5	**R217.95-140190BC26N**	☆	☆	☆	☆	☆	☆	14.00	83.00
G1/2 5/8	14.0	16.00	16.0	30.80	30.80	0	5	**R217.95-160140BC30N**	☆	☆	☆	☆	☆	☆	16.00	92.00
G5/8 3/4 7/8	14.0	20.00	20.0	36.20	36.20	0	4	**R217.95-200140BC35N**	☆	☆	☆	☆	☆	☆	20.00	104.00
G1"-3"	11.0	25.00	25.0	46.15	46.15	0	5	**R217.95-250110BC45N**	☆	☆	☆	☆	☆	☆	25.00	121.00

O5 J490 J508 Q1 Q35 Q27

Fresa de ranurar de metal duro integral CoroMill® 326 para fresado de roscas

	326..VM-TH
FHA	0°
BSG	COROMANT
TCDCON	h6
THFT	VP60
TTP	INT



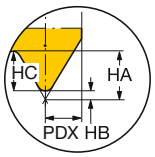

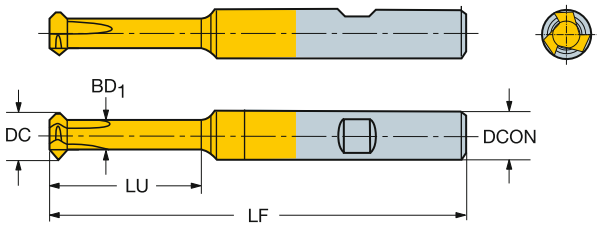

Versión métrica

DC	CZC_{MS}	APMX	RE_1	LU	CNSC	ZEFP	Código de pedido	P 1025	M 1025	K 1025	N 1025	S 1025	Dimensiones, mm, pulg. DCON	LF	DN	HA	HB
5.80	6.0	1.94	0.00	15.00	0	3	**326R06-B15050VM-TH**	☆	☆	☆	☆	☆	6.00	58.00	3.50	0.97	0.06
7.80	8.0	1.94	0.00	25.00	0	3	**326R08-B25050VM-TH**	☆	☆	☆	☆	☆	8.00	68.00	5.50	0.97	0.06
	8.0	2.62	0.00	25.00	0	3	**326R08-B25100VM-TH**	☆	☆	☆	☆	☆	8.00	68.00	5.00	1.31	0.12

Versión en pulgadas

DC	CZC_{MS}	APMX	RE_1	LU	CNSC	ZEFP	Código de pedido	P 1025	M 1025	K 1025	N 1025	S 1025	Dimensiones, pulg. DCON	LF	DN	HA	HB
.228	1/4	.076	.000	.591	0	3	**A326R06-M15050VM-TH**	☆	☆	☆	☆	☆	.250	2.283	.138	.038	.002
.307	5/16	.076	.000	.984	0	3	**A326R08-M25050VM-TH**	☆	☆	☆	☆	☆	.313	2.677	.217	.038	.002
	5/16	.103	.000	.984	0	3	**A326R08-M25100VM-TH**	☆	☆	☆	☆	☆	.313	2.677	.197	.051	.004

O5 J494 J508 Q1 Q35 Q27


SANDVIK

Fresado con empañe grande, valores métricos

ISO P			Fuerza de corte específica k_{c1}	Dureza Brinell		CT530	GC1010	
						Espesor de viruta máx., h_{ex} mm		
						0.1 – 0.15 – 0.2	0.05 – 0.1 – 0.2	
Núm. MC	N.° CMC	Material	N/mm²	HB	mc	Velocidad de corte v_c, m/min		
		Acero						
		No aleado						
P1.1.Z.AN	01.1	C = 0,1–0,25%	1500	125	0.25	430–390–350	-	
P1.2.Z.AN	01.2	C = 0,25–0,55%	1600	150	0.25	385–350–315	-	
P1.3.Z.AN	01.3	C = 0,55–0,80%	1700	170	0.25	365–330–300	-	
P1.3.Z.AN	01.4		1800	210	0.25	315–290–260	-	
P1.3.Z.HT	01.5		2000	300	0.25	235–210–195	-	
		Baja aleación (elementos de aleación ≤ 5%)						
P2.1.Z.AN	02.1	No templado	1700	175	0.25	300–275–245	-	
P2.5.Z.HT	02.2	Endurecido y templado	1900	300	0.25	195–180–160	-	
		Alta aleación (elementos de aleación > 5%)						
P3.0.Z.AN	03.11	Recocido	1950	200	0.25	230–205–185	180-165-135	
P3.1.Z.AN	03.13	Acero de herram. templado	2150	200	0.25	190–170–155	150-135-110	
P3.0.Z.HT	03.21		2900	300	0.25	165–150–135	130-120-100	
P3.0.Z.HT	03.22		3100	380	0.25	105–95–85	80-75-60	
		Fundición						
P1.5.C.UT	06.1	No aleado	1400	150	0.25	305–280–250	245-220-180	
P2.6.C.UT	06.2	Baja aleación (elementos de aleación ≤ 5%)	1600	200	0.25	245–220–200	195-175-145	
P3.0.C.UT	06.3	Alta aleación (elementos de aleación > 5%)	1950	200	0.25	180–160–145	140-130-105	

ISO M			Fuerza de corte específica k_{c1}	Dureza Brinell		CT530	GC1025	M30B
						Espesor de viruta máx., h_{ex} mm		
						0.1 – 0.15 – 0.2	0.05 – 0.1 – 0.2	0.1 – 0.2 – 0.4
Núm. MC	N.° CMC	Material	N/mm²	HB	mc	Velocidad de corte v_c, m/min		
		Acero inoxidable						
		Ferrítico/martensítico						
P5.0.Z.AN	05.11	No templado	1800	200	0.21	285 –255 –230	255 –225 –180	265 –210 –135
P5.0.Z.PH	05.12	Templado PH	2850	330	0.21	205 –185 –165	180 –160 –130	175 –140 –90
P5.0.Z.HT	05.13	Templado	2350	330	0.21	215 –190 –170	185 –165 –135	200 –160 –100
		Austenítico						
M1.0.Z.AQ	05.21	No templado	1950	200	0.21	265 –240 –215	250 –225 –180	–
M1.0.Z.PH	05.22	Templado PH	2850	330	0.21	200 –175 –160	170 –155 –125	–
M2.0.Z.AQ	05.23	Super austenítico	2250	200		–	–	–
		Austenítico-ferrítico (Dúplex)						
M3.1.Z.AQ	05.51	No soldable ≥ 0,05% C	2000	230	0.21	260 –235 –210	205 –185 –145	–
M3.2.Z.AQ	05.52	Soldable < 0,05% C	2450	260	0.21	230 –205 –185	175 –155 –125	–
		Acero inoxidable – Fundido						
		Ferrítico/martensítico						
P5.0.C.UT	15.11	No templado	1700	200	0.25	255 –230 –205	225 –200 –160	230 –185 –120
P5.0.C.PH	15.12	Templado PH	2450	330	0.25	180 –160 –145	155 –140 –115	150 –120 –80
P5.0.C.HT	15.13	Templado	2150	330	0.25	195 –175 –155	170 –155 –120	180 –145 –90
M1.0.C.UT	15.21	No templado	1800	200	0.25	255 –225 –205	235 –210 –170	–
M1.0C.PH	15.22	Templado PH	2450	330	0.25	180 –160 –145	160 –140 –115	–
M2.0.C.AQ	15.23	Super austenítico	2150	200		–	–	–
		Austenítico-ferrítico (Dúplex)						
M3.1.C.AQ	15.51	No soldable ≥ 0,05% C	1800	230	0.25	245 –220 –195	195 –175 –140	–
M3.2.C.AQ	15.52	Soldable < 0,05% C	2250	260	0.25	215 –190 –170	160 –145 –115	–

ISO K			Fuerza de corte específica k_{c1}	Dureza Brinell		CB50	CC6190	GC1010
						Espesor de viruta máx., h_{ex} mm		
						0.1 – 0.15 – 0.2	0.1 – 0.2 – 0.3	0.1 – 0.2 – 0.3
Núm. MC	N.° CMC	Material	N/mm²	HB	mc	Velocidad de corte v_c, m/min		
		Fundición maleable						
	07.1	Ferrítica (viruta corta)	790	130	0.28	-	1300 –1050 –880	225 –185 –150
K1.1.C.NS	07.2	Perlítica (viruta larga)	900	230	0.28	-	1100 –890 –730	185 –155 –125
		Fundición gris						
K2.1.C.UT	08.1	Baja resistencia a la tracción	890	180	0.28	910 –780 –670	1600–1300–1050	245 –200 –165
K2.2.C.UT	08.2	Alta resistencia a la tracción	1100	245	0.28	850 –720 –620	1200–990–810	195 –160 –130
		Fundición nodular						
K3.1.C.UT	09.1	Ferrítica	900	160	0.28	-	1000–830–680	155 –125 –105
K3.3.C.UT	09.2	Perlítica	1350	250	0.28	495 –420 –360	840 –690 –570	145 –120 –95

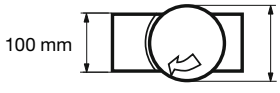

Condiciones:
Fresa. Diá. 125 mm. Centrado sobre la pieza. Empañe 100 mm.

GC1025	GC1030	GC4220	GC4230	GC4240	GC3040	GC2030	GC2040	SM30		
Espesor de viruta máx., h_{ex} mm										
0.05–0.1–0.2	0.05–0.1–0.2	0.1– 0.2–0.3	0.1– 0.2–0.3	0.1-0.2-0.3	0.1–0.2–0.3	0.1–0.2–0.4	0.1–0.2–0.4	0.1–0.2–0.4		
Velocidad de corte v_c, m/min										
340-310-255	375–340–280	490–405–330	400–330–270	340-280-230	390 –320 –260	295–240–165	295 –240 –165	265 –230 –170		
305-280-230	335–305–250	440–360–295	360–295–245	305-250-205	350 –285 –235	265–215–145	265 –215 –145	240 –205 –150		
290-260-215	320–290–235	415–340–280	340–280–230	290-235-195	330 –270 –220	250–205–135	250 –205 –135	225 –195 –145		
250-230-185	275–250–205	365–300–245	295–245–200	250-205-170	290 –235 –195	220–180–120	220 –180 –120	195 –170 –125		
185-170-140	205–185–155	270–220–180	220–180–150	185-155-125	215 –175 –145	160–130–90	160 –130 –90	145 –125 –90		
280-255-210	265–240–195	345–285–230	280–230–190	240-195-160	275 –225 –185	205–170–115	205 –170 –115	185 –160 –120		
155-140-115	170–155–130	225–185–150	185–150–125	155-130-105	180 –145 –120	135–110–75	135 –110 –75	120 –105 –75		
180-165-135	180–165–135	300–245–200	195–160–130	165-135-110	205 –170 –140	155–130–85	155 –130 –85	140 –120 –90		
150–135–110	150–135–110	215–180–145	160–130–110	135-110-90	170 –140 –115	125–105–70	125 –105 –70	115 –100 –75		
130–120–100	130–120–100	190–155–125	140–115–95	120-100-80	150 –125 –100	110–90–60	110 –90 –60	105 –90 –65		
80–75–60	80–75–60	120–95–80	85–70–60	75-60-50	95 –75 –65	70–55–38	70 –55 –38	65 –55 –41		
245–220–180	245–220–180	350–290–235	260–215–175	220-180-150	280 –230 –190	210–170–115	210 –170 –115	190 –165 –120		
195–175–145	195–175–145	280–230–190	205–170–140	175-145-120	220 –180 –150	170–140–95	170 –140 –95	150 –130 –95		
140–130–105	140–130–105	205–170–140	150–125–100	130-105-85	160 –135 –110	120–100–70	120 –100 –70	110 –95 –70		

GC1030	1040	S30T	S40T	GC2030	GC2040	GC4230	GC4240	SM30		
Espesor de viruta máx., h_{ex} mm										
0.05-0.1-0,2	0.05-0.15-0.25	0.05-0.15-0.25	0.1-0.2-0.3	0.05 – 0.15 – 0.25	0.1 – 0.2 – 0.3	0.1 – 0.2 – 0.3	0.1-0.2-0.4	0.1 – 0.2 – 0.4		
Velocidad de corte v_c, m/min										
255 –225 –180	185 – 140 – 105	255 – 190 – 140	250 – 200 – 160	240 –190 –155	240 –190 –155	275 –220 –175	210 –170 –110	185 –160 –115		
180 –160 –130	130 – 100 – 70	180 – 135 – 100	170 – 135 – 110	170 –135 –110	165 –130 –105	190 –150 –120	140 –110 –70	105 –90 –65		
185 –165 –135	135 – 100 – 75	185 – 140 – 105	180 – 145 – 115	175 –140 –115	175 –140 –110	200 –160 –125	160 –125 –80	110 –95 –70		
250 –225 –180	180 – 135 – 100	250 – 185 – 140	210 – 165 – 135	235 –190 –150	200 –160 –130	-	185 –150 –95	170 –150 –110		
170 –155 –125	125 – 95 – 70	170 – 130 – 95	165 – 130 – 105	165 –130 –105	160 –125 –100	-	135 –105 –70	100 –85 –65		
–	125 – 90 – 70	170 – 125 – 95	145 – 115 – 95	–	–	–	–	–		
205 –185 –145	150 – 115 – 85	205 – 155 – 115	175 – 140 – 110	195 –155 –125	170 –135 –105	-	170 –135 –85	100 –85 –65		
175 –155 –125	125 – 95 – 70	175 – 130 – 95	140 – 115 – 90	165 –130 –105	135 –110 –85	-	135 –110 –70	130 –110 –80		
225 –200 –160	165 – 125 – 90	225 – 165 – 125	220 – 175 – 140	215 –170 –135	210 –170 –135	245 –195 –155	185 –150 –95	165 –145 –105		
155 –140 –115	115 – 85 – 65	155 – 115 – 85	150 – 120 – 95	150 –120 –95	145 –115 –90	165 –130 –105	120 –100 –65	90 –80 –60		
170 –155 –120	125 – 90 – 70	170 – 125 – 95	165 – 135 – 105	160 –130 –105	160 –130 –100	180 –145 –115	145 –115 –75	100 –85 –65		
235 –210 –170	175 – 130 – 95	235 – 175 – 130	200 – 160 – 130	225 –180 –145	190 –155 –125	-	180 –140 –90	165 –140 –105		
160 –140 –115	115 – 85 – 65	160 – 115 – 85	150 – 120 – 95	150 –120 –95	145 –115 –90	-	125 –100 –65	90 –80 –60		
–	110 – 85 – 60	155 – 115 – 85	130 – 105 – 85	–	–	–	–	–		
195 –175 –140	145 – 105 – 80	195 – 15 – 110	165 – 130 – 105	185 –150 –120	160 –125 –100	-	160 –125 –80	160 –135 –100		
160 –145 –115	115 – 85 – 65	160 – 120 – 90	135 – 105 – 85	150 –120 –95	130 –100 –80	-	125 –100 –65	120 –105 –75		

GC3220	GC3330	GC3040	K20W	GC4220	GC4230	GC4240	GC1020	H13A	K20D	K20M
Espesor de viruta máx., h_{ex} mm										
0.1 – 0.2 – 0.3	0.1 – 0.2 – 0.4	0.1 – 0.2 – 0.4	0.1 – 0.2 – 0.3	0.1 – 0.2 – 0.3	0.1 – 0.2 – 0.3	0.1 – 0.2 – 0.3	0.1 – 0.2 – 0.3	0.1 – 0.2 – 0.4	0.1-0.2-0.3	0.1-0.2-0.3
Velocidad de corte v_c, m/min										
265–220–180	260–215–145	240–195–135	225–185–150	255 –210 –170	215 –175 –145	195–160–130	205–170–140	120–105–75	265-220-180	255-210-170
220–180–150	215–175–120	200–165–110	185–150–125	210 –170 –140	175 –145 –120	160–130–110	170–140–115	100– 85–65	220-180-150	210-170-140
290–240–195	285–235–155	260–215–145	245–200–165	275 –225 –185	230 –190 –155	215–175–145	225–185–150	130–110–85	290-240-195	275-225-185
235–190–155	225–185–125	210–170–115	195–160–130	220 –180 –150	185 –155 –125	170–140–115	180–145–120	105– 90–65	235-190-155	220-180-150
180–150–125	280–230–155	165–135–90	155–125–105	175 –140 –115	145 –120 –100	135–110–90	140–115–95	80– 70–50	180-150-125	175-140-115
170–140–115	225–185–125	150–125–85	140–115–95	160 –130 –110	135 –110 –90	125–100–85	130–105–90	75– 65–50	170-140-115	160-130-110

Fresado con empañe grande, valores métricos

ISO N			Fuerza de corte específica k_{c1}	Dureza Brinell		CD10	H10
						Espesor de viruta máx., h_{ex} mm	
						0.1 – 0.15 – 0.2	0.1 – 0.15 – 0.2
Núm. MC	N.° CMC	Material	N/mm²	HB	mc	Velocidad de corte v_c, m/min	
		Aleaciones de aluminio					
N1.2.Z.UT	30.11	Forjadas o forjadas y trabajadas en frío, sin envejecimiento	400	60		1900 –1750 –1600	940 –870 –810
N1.2.Z.AG	30.12	Forjadas o forjadas y envejecidas	650	100		1700 –1550 –1450	850 –780 –730
		Aleaciones de aluminio					
N1.3.C.UT	30.21	Fundida, no envejecida	600	75	0.25	1900 –1750 –1600	940 –870 –810
N1.3.C.AG	30.22	Fundición, o fundición y envejecido	700	90	0.25	1700 –1550 –1450	850 –790 –730
		Aleaciones de aluminio					
N1.1.Z.UT	30.3	Al >99%	350	30		1900 –1750 –1600	950 –880 –810
		Aleaciones de aluminio					
	30.41	Fundidas, 13–15% Si	700	130		760 –700 –650	380 –350 –325
N1.4.C.NS	30.42	Fundidas, 16–22% Si	700	130		570 –530 –485	285 –265 –245
		Cobre y aleaciones de cobre					
N3.3.U.UT	33.1	Aleaciones de fácil mecanización, ≥1% Pb	550	110	0.25	940 –870 –810	470 –435 –405
N3.2.C.UT	33.2	Latón, bronces con plomo, ≤1% Pb	550	90		940 –870 –810	470 –435 –405
N3.1.U.UT	33.3	Bronce y cobre sin plomo, incl. cobre electrolítico	1350	100	0.25	660 –610 –570	330 –305 –285

ISO S			Fuerza de corte específica k_{c1}	Dureza Brinell		GC1025	GC1030
						Espesor de viruta máx., h_{ex} mm	
						0.05 – 0.15 – 0.2	0.1 – 0.15 – 0.2
Núm. MC	N.° CMC	Material	N/mm²	HB	mc	Velocidad de corte v_c, m/min	
		Superaleaciones termorresistentes					
		Base de hierro					
S1.0.U.AN	20.11	Recocidas o tratadas en solución	2400	200	0.25	60 –55 –50	60 –55 –50
S1.0.U.AG	20.12	Envejecidas o tratadas en solución y envejecidas	2500	280	0.25	45 –40 –37	45 –40 –37
		Base de níquel					
S2.0.Z.AN	20.21	Recocidas o tratadas en solución	2650	250	0.25	60 –55 –50	60 –55 –50
S2.0.Z.AG	20.22	Envejecidas o tratadas en solución y envejecidas	2900	350	0.25	36 –33 –30	36 –33 –30
S2.0.C.NS	20.24	Fundición, o fundición y envejecido	3000	320	0.25	45 –40 –36	45 –40 –36
		Base de cobalto					
S3.0.Z.AN	20.31	Recocidas o tratadas en solución	2700	200	0.25	25 –22 –20	25 –22 –20
S3.0.Z.AG	20.32	Tratadas en solución y envejecidas	3000	300	0.25	18 –16 –14	18 –16 –14
S3.0.C.NS	20.33	Fundición, o fundición y envejecido	3100	320	0.25	16 –14 –13	16 –14 –13
		Aleaciones de titanio1)		**Rm2)**			
S4.1.Z.UT	23.1	Puro comercial (99,5% Ti)	1300	400	0.23	125 –115 –105	125 –115 –105
S4.2.Z.AN	23.21	aleaciones de α, α próximo y α + β, aleaciones de	1400	950	0.23	55 –50 –45	55 –50 –45
S4.3.Z.AG	23.22	α + β recocidas y envejecidas, aleaciones de β, recocidas o envejecidas	1400	1050	0.23	45 –40 –36	45 –40 –36

ISO H			Fuerza de corte específica k_{c1}	Dureza Brinell		CB50	CT530
						Espesor de viruta máx., h_{ex} mm	
						0.07 – 0.12 – 0.2	0.07 – 0.12 – 0.2
Núm. MC	N.° CMC	Material	N/mm²	HB	mc	Velocidad de corte v_c, m/min	
		Acero extraduro					
H1.3.Z.HA	04.1	Endurecido y templado	4200	59 HRC	0.25	160 –140 –115	80 –75 –55
		Fundición en coquilla					
H2.0.C.UT	10.1	Fundición, o fundición y envejecido	2250	400	0.28	310 –270 –215	155 –140 –110

1) Ángulo de posición de 45-60°. Se debe utilizar geometría de corte positiva y refrigerante.

2) Rm = resistencia a la tracción última, medida en MPa.

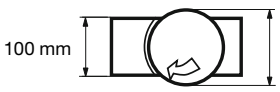

Condiciones:

Fresa. Diá. 125 mm. Centrado sobre la pieza. Empañe 100 mm.

CT530	GC1025	GC1030	H10F	H13A				
Espesor de viruta máx., h_{ex} mm								
0.1 – 0.15 – 0.2	0.1 – 0.15 – 0.2	0.1 – 0.15 – 0.2	0.1 – 0.15 – 0.2	0.1 – 0.15 – 0.2				
Velocidad de corte v_c, m/min								
1050–960–890	990–910–850	990–910–850	940–870–810	750–700–650				
930–860–800	890–820–760	890–820–760	850–780–730	680–630–580				
1050–960–890	990–910–850	990–910–850	940–870–810	750–700–650				
930–860–800	990–920–850	990–920–850	850–790–730	680–630–580				
1050–960–890	990–920–850	990–920–850	950–880–810	760–700–650				
415–385–355	395–370–340	395–370–340	380–350–325	300–280–260				
310–290–270	300–275–255	300–275–255	285–265–245	225–210–195				
520–480–445	495–460–425	495–460–425	470–435–405	375–350–325				
520–480–445	495–460–425	495–460–425	470–435–405	375–350–325				
365–335–310	345–320–295	345–320–295	330–305–285	265–245–225				

H13A	H10F	S30T	S40T	GC2030	GC2040			
Espesor de viruta máx., h_{ex} mm								
0.1-0.15-0.2	0.1 – 0.15 – 0.2	0.1 – 0.15 – 0.2	0.1 – 0.15 – 0.2	0.05 – 0.15 – 0.2	0.1 – 0.15 – 0.25			
Velocidad de corte v_c, m/min								
60-55-50	55 –50 –45	–	–	55 –50 –45	60 –55 –45			
45-40-38	40 –37 –35	–	–	40 –38 –34	45 –39 –32			
55-55-50	50 –50 –45	–	–	55 –50 –45	55 –50 –40			
35-33-30	32 –30 –27	–	–	34 –31 –28	35 –31 –26			
45-40-38	40 –37 –34	–	–	40 –37 –34	40 –38 –31			
23-21-18	22 –19 –17	–	–	23 –21 –18	23 –21 –17			
17-15-13	15 –14 –12	–	–	17 –15 –13	17 –15 –12			
16-14-13	14 –13 –12	–	–	15 –14 –12	15 –14 –11			
125-115-110	115 –105 –100	150 –135 –125	125 –115 –110	120 –105 –95	120 –110 –100			
50-45-45	45 –40 –38	65 –60 –55	45 –40 –39	50 –45 –39	45 –39 –36			
38-36-33	34 –31 –29	50 –50 –45	38 –36 –33	40 –37 –34	37 –33 –30			

GC4220	GC3040	GC1010	GC1025	GC1030				
Espesor de viruta máx., h_{ex} mm								
0.1 – 0.15 – 0.25	0.1 – 0.2 – 0.25	0.07 – 0.12 – 0.2	0.07 – 0.12 – 0.2	0.07-0.12-0.2				
Velocidad de corte v_c, m/min								
55–45–36	45–33–29	110-95-80	40–36–29	40-36-29				
100–90–70	85–65–55	215-185-150	75–70–55	75-70-55				

Fresado con empañe pequeño, valores métricos

ISO P Núm. MC	N.º CMC	Material	Fuerza de corte específica k_{c1} N/mm²	Dureza Brinell HB	mc	CT530 Espesor de viruta máx., h_{ex} mm 0.1 – 0.15 – 0.2 Velocidad de corte v_c, m/min	GC1010 Espesor de viruta máx., h_{ex} mm 0.05 – 0.1 – 0.2 Velocidad de corte v_c, m/min
		Acero					
		No aleado					
P1.1.Z.AN	01.1	C = 0,1–0,25%	1500	125	0.25	500 –490 –475	-
P1.2.Z.AN	01.2	C = 0,25–0,55%	1600	150	0.25	450 –440 –430	-
P1.3.Z.AN	01.3	C = 0,55–0,80%	1700	170	0.25	425 –415 –405	-
P1.3.Z.AN	01.4		1800	210	0.25	370 –360 –355	-
P1.3.Z.HT	01.5		2000	300	0.25	275 –265 –260	-
		De baja aleación (elementos de aleación ≤5%)					
P2.1.Z.AN	02.1	No templado	1700	175	0.25	350 –345 –335	-
P2.5.Z.HT	02.2	Endurecido y templado	1900	300	0.25	230 –225 –220	-
		Alta aleación (elementos de aleación >5%)					
P3.0.Z.AN	03.11	Recocido	1950	200	0.25	265 –260 –255	195 –190 –185
P3.1.Z.AN	03.13	Acero de herram. templado	2150	200	0.25	220 –215 –210	160 –160 –150
P3.0.Z.HT	03.21		2900	300	0.25	190 –190 –185	140 –140 –135
P3.0.Z.HT	03.22		3100	380	0.25	120 –120 –115	90 –85 –85
		Fundición					
P1.5.C.UT	06.1	No aleado	1400	150	0.25	355 –350 –340	265 –255 –245
P2.6.C.UT	06.2	De baja aleación (elementos de aleación ≤5%)	1600	200	0.25	285 –280 –275	210 –205 –195
P3.0.C.UT	06.3	Alta aleación (elementos de aleación >5%)	1950	200	0.25	210 –205 –200	155 –150 –145

ISO M Núm. MC	N.º CMC	Material	Fuerza de corte específica k_{c1} N/mm²	Dureza Brinell HB	mc	CT530 Espesor de viruta máx., h_{ex} mm 0.1 – 0.15 – 0.2 Velocidad de corte v_c, m/min	GC1025 Espesor de viruta máx., h_{ex} mm 0.05 – 0.1 – 0.2 Velocidad de corte v_c, m/min
		Acero inoxidable					
		Ferrítico/martensítico					
P5.0.Z.AN	05.11	No templado	1800	200	0.21	340 –335 –325	275 –270 –255
P5.0.Z.PH	05.12	Templado PH	2850	330	0.21	245 –240 –235	195 –190 –180
P5.0.Z.HT	05.13	Templado	2350	330	0.21	255 –250 –240	200 –195 –190
		Austenítico					
M1.0.Z.AQ	05.21	No templado	1950	200	0.21	320 –310 –300	270 –265 –255
M1.0.Z.PH	05.22	Templado PH	2850	330	0.21	235 –230 –225	190 –185 –175
M2.0.Z.AQ	05.23	Super austenítico	2250	200		-	-
		Austenítico-ferrítico (Dúplex)					
M3.1.Z.AQ	05.51	No soldable ≥ 0,05% C	2000	230	0.21	310 –300 –295	225 –220 –210
M3.2.Z.AQ	05.52	Soldable < 0,05% C	2450	260	0.21	275 –270 –260	190 –185 –175
		Acero inoxidable – Fundido					
		Ferrítico/martensítico					
P5.0.C.UT	15.11	No templado	1700	200	0.25	305 –295 –290	245 –240 –230
P5.0C.PH	15.12	Templado PH	2450	330	0.25	215 –210 –205	170 –170 –160
P5.0.C.HT	15.13	Templado	2150	330	0.25	235 –225 –220	185 –180 –175
		Austenítico					
M1.0.C.UT	15.21	Austenítico	1800	200	0.25	300 –295 –285	260 –250 –240
M1.0C.PH	15.22	Templado PH	2450	330	0.25	215 –210 –205	170 –170 –160
M2.0.C.AQ	15.23	Super austenítico	2150	200		-	-
		Austenítico-ferrítico (Dúplex)					
M3.1.C.AQ	15.51	No soldable ≥ 0,05% C	1800	230	0.25	295 –285 –280	215 –205 –195
M3.2.C.AQ	15.52	Soldable < 0,05% C	2250	260	0.25	255 –250 –245	175 –170 –165

ISO K Núm. MC	N.º CMC	Material	Fuerza de corte específica k_{c1} N/mm²	Dureza Brinell HB	mc	CB50 Espesor de viruta máx., h_{ex} mm 0.1 – 0.15 – 0.2 Velocidad de corte v_c, m/min	CC6190 Espesor de viruta máx., h_{ex} mm 0.1 – 0.2 – 0.3 Velocidad de corte v_c, m/min
		Fundición maleable					
	07.1	Ferrítica (viruta corta)	790	130	0.28	-	1500 –1450 –1400
K1.1.C.NS	07.2	Perlítica (viruta larga)	900	230	0.28	-	1250 –1200 –1150
		Fundición gris					
K2.1.C.UT	08.1	Baja resistencia a la tracción	890	180	0.28	1150 –1100 –1100	1850 –1750 –1700
K2.2.C.UT	08.2	Alta resistencia a la tracción	1100	245	0.28	1100 –1050 –1000	1400 –1350 –1300
		Fundición nodular					
K3.1.C.UT	09.1	Ferrítica	900	160	0.28	-	1200 –1150 –1100
K3.3.C.UT	09.2	Perlítica	1350	250	0.28	630 –610 –590	980 –930 –890

1) Ángulo de posición de 45-60°. Se debe utilizar geometría de corte positiva y refrigerante.

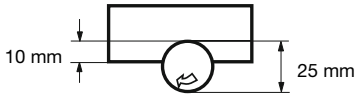

Condiciones:
Fresado lateral. Diá. fresa 25 mm. Empañe de 10 mm.

GC1025	GC1030	GC4220	GC4230	GC4240	GC3040	GC2030	GC2040	SM30
Espesor de viruta máx., h_{ex} mm								
0.05-0.1-0.2	0.05-0.1-0.2	0.1-0.15-0.3	0.1-0.2-0.3	0.1-0.2-0.3	0.1 – 0.15 – 0.3	0.05 – 0.15 – 0.25	0.1 – 0.2 – 0.3	0.1 – 0.2 – 0.3
Velocidad de corte v_c, m/min								
365-360-345	405-395-380	570 –560 –520	465 –445 –425	395-380-360	455 –445 – 415	340 –335 – 320	340 –325 – 315	300 –290 –280
330-325-310	365-355-340	510 –500 –470	420 –400 –385	355-340-325	410 –400 –375	305 –300 –290	305 –295 –280	270 –260 –250
310-305-290	345-335-320	485 –475 –445	395 –380 –360	335-320-310	385 –375 –350	290 –280 –270	290 –275 –265	255 –245 –235
270-265-255	300-295-280	425 –415 –390	345 –330 –315	295-280-270	335 –330 –305	255 –250 –240	255 –245 –235	220 –215 –205
200-195-190	220-220-210	310 –305 –285	255 –245 –235	220-210-200	250 –245 –225	185 –185 –175	185 –180 –170	165 –160 –155
300-295-285	285-280-265	400 –390 –365	325 –315 –300	280-265-255	320 –310 –290	240 –235 –225	240 –230 –220	210 –205 –195
170-165-160	185-180-175	260 –255 –240	215 –205 –195	180-175-165	205 –205 –190	155 –155 –145	155 –150 –145	135 –130 –130
195-190-185	195-190-185	350 –340 –320	225 –215 –205	190-185-175	240 –235 –220	180 –175 –170	180 –175 –165	160 –155 –150
160-160-150	160-160-150	250 –245 –230	185 –180 –170	160-150-145	200 –195 –185	150 –145 –140	150 –140 –135	130 –125 –125
140-140-135	140-140-135	220 –215 –200	165 –155 –150	140-135-125	175 –170 –160	130 –125 –120	130 –125 –120	115 –110 –110
90-85-85	90-85-85	135 –135 –125	100 –95 –95	85-85-80	110 –105 –100	80 –80 –75	80 –75 –75	70 –70 –65
265-255-245	265-255-245	410 –400 –375	305 –290 –280	255-245-235	325 –315 –295	240 –235 –225	240 –230 –220	215 –205 –200
210-205-195	210-205-195	325 –320 –295	240 –230 –220	205-195-190	260 –255 –235	195 –190 –185	195 –185 –180	170 –165 –160
155-150-145	155-150-145	240 –235 –220	175 –170 –160	150-145-140	190 –185 –175	145 –140 –135	145 –135 –130	125 –120 –115

GC1030	GC1040	S30T	S40T	GC2030	GC2040	GC4230	GC4240	SM30
Espesor de viruta máx., h_{ex} mm								
0.05-0.1-0.2	0.05-0.15-0.25	0.05-0.15-0.25	0.1-0.2-0.25	0.05-0.15-0.25	0.1-0.2-0.25	0.1-0.2-0.25	0.1-0.2-0.3	0.1-0.2-0.3
Velocidad de corte v_c, m/min								
275 –270 –255	210 –195 –185	285 –265 –250	295 –280 –275	260 –250 –235	285 –270 –265	325 –310 –305	250 –240 –225	210 –200 –195
195 –190 –180	145 –140 –130	200 –185 –175	205 –195 –275	185 –175 –170	195 –185 –180	225 –215 –210	165 –160 –150	120 –115 –110
200 –195 –190	155 –145 –135	210 –195 –180	215 –205 –200	195 –185 –175	205 –195 –190	235 –225 –220	190 –180 –170	125 –120 –115
270 –265 –255	205 –190 –175	280 –260 –245	250 –235 –230	255 –245 –230	240 –225 –220	-	220 –210 –200	195 –185 –180
190 –185 –175	140 –135 –125	190 –180 –170	195 –185 –180	180 –170 –160	190 –180 –175	-	160 –150 –145	115 –110 –105
-	140 –130 –120	190 –180 –170	175 –165 –160	-	-	-	-	-
225 –220 –210	170 –160 –150	230 –215 –200	205 –195 –190	215 –205 –195	200 –190 –185	-	200 –190 –180	190 –180 –175
190 –185 –175	140 –130 –125	195 –180 –170	165 –160 –155	180 –170 –160	160 –155 –150	-	160 –155 –145	145 –140 –135
245 –240 –230	185 –175 –165	250 –235 –220	2 –250 –235	235 –225 –210	250 –240 –235	290 –275 –270	225 –210 –200	185 –180 –175
170 –170 –160	130 –120 –110	175 –165 –155	180 –170 –165	160 –155 –145	170 –165 –160	195 –185 –185	145 –140 –130	105 –100 –95
185 –180 –175	185 –175 –170	190 –180 –165	200 –190 –185	175 –165 –160	190 –180 –175	215 –205 –200	175 –165 –155	115 –110 –105
260 –250 –240	195 –180 –170	265 –250 –235	240 –225 –220	245 –230 –220	230 –215 –210	-	210 –200 –190	185 –180 –170
170 –170 –160	130 –120 –110	175 –165 –155	180 –170 –165	160 –155 –145	170 –165 –160	-	145 –140 –130	105 –100 –95
-	125 –120 –110	175 –160 –150	155 –145 –145	-	-	-	-	-
215 –205 –195	160 –150 –140	220 –205 –190	195 –185 –180	205 –195 –185	190 –180 –175	-	190 –180 –170	180 –170 –165
175 –170 –165	130 –125 –115	180 –170 –160	160 –150 –145	165 –160 –150	150 –145 –140	-	150 –140 –135	135 –130 –125

GC3220	GC3330	GC3040	K20W	GC4220	GC4230	GC4240	GC1020	H13A
Espesor de viruta máx., h_{ex} mm								
0.1-0.15-0.25	0.1-0.2-0.3	0.1-0.2-0.3	0.1-0.2-0.3	0.1-0.15-0.25	0.1-0.15-0.25	0.1-0.15-0.25	0.1-0.2-0.3	0.1-0.2-0.3
Velocidad de corte v_c, m/min								
310–305–290	305–290–280	280–270–255	260–250–240	295–290–275	250–245–235	225–220–210	240–230–220	135-130-125
255–250–240	250–240–230	230–220–210	215–205–195	245–240–225	205–200–190	185–185–175	195–190–180	110-110-105
340–330–315	330–315–300	305–290–280	285–270–260	320–315–300	270–265–255	250–240–230	260–250–240	145-140-140
270–265–255	265–255–240	245–235–225	225–215–210	260–250–240	215–210–205	200–195–185	205–200–190	120-115-110
210–205–200	330–315–300	190–185–175	180–170–165	200–195–190	170–165–160	155–150–145	160–155–150	95-90-85
195–195–185	265–255–240	175–170–160	165–160–150	185–185–175	155–155–145	145–140–135	150–145–140	85-85-80

Fresado con empañe pequeño, valores métricos

ISO N			Fuerza de corte específica k_{c1}	Dureza Brinell		CD10	CT530
						Espesor de viruta máx., h_{ex} mm	
						0.1 – 0.15 – 0.2	0.1 – 0.15 – 0.2
Núm. MC	N.º CMC	Material	N/mm²	HB	mc	Velocidad de corte v_c, m/min	
		Aleaciones de aluminio					
N1.2.Z.UT	30.11	Forjadas o forjadas y trabajadas en frío, sin envejecimiento	400	60		2100 –2100 –2050	1150 –1150 –1100
N1.2.Z.AG	30.12	Forjadas o forjadas y envejecidas	650	100		1900 –1850 –1850	1050 –1050 –1000
		Aleaciones de aluminio					
N1.3.C.UT	30.21	Fundidas, no envejecidas	600	75	0.25	2100 –2100 –2050	1150 –1150 –1000
N1.3.C.AG	30.22	Fundidas, o fundidas y envejecidas	700	90	0.25	1900 –1900 –1850	1050 –1050 –1100
		Aleaciones de aluminio					
N1.1.Z.UT	30.3	Al >99%	350	30		2150 –2100 –2050	1150 –1150 –1150
		Aleaciones de aluminio					
	30.41	Fundidas, 13–15% Si	700	130		850 –840 –820	470 –460 –450
N1.4.C.NS	30.42	Fundidas, 16–22% Si	700	130		640 –630 –620	350 –345 –340
		Cobre y aleaciones de cobre					
N3.3.U.UT	33.1	Aleaciones de fácil mecanización, ≥1% Pb	550	110	0.25	1050 –1050 –1050	580 –570 –560
N3.2.C.UT	33.2	Latón, bronces con plomo, ≤1% Pb	550	90		1050 –1050 –1000	580 –570 –560
N3.1.U.UT	33.3	Bronce y cobre sin plomo, incl. cobre electrolítico	1350	100	0.25	740 –730 –720	410 –400 –395

ISO S			Fuerza de corte específica k_{c1}	Dureza Brinell		GC1025	GC1030
						Espesor de viruta máx., h_{ex} mm	
						0.5 – 0.15 – 0.2	0.05-0.15-0.2
Núm. MC	N.º CMC	Material	N/mm²	HB	mc	Velocidad de corte v_c, m/min	
		Superaleaciones termorresistentes					
		Base de hierro					
S1.0.U.AN	20.11	Recocidas o tratadas en solución	2400	200	0.25	70 –70 –70	70-70-70
S1.0.U.AG	20.12	Envejecidas o tratadas en solución y envejecidas	2500	280	0.25	55 –50 –50	55-50-50
		Base de níquel					
S2.0.Z.AN	20.21	Recocidas o tratadas en solución	2650	250	0.25	70 –65 –65	70-65-65
S2.0.Z.AG	20.22	Envejecidas o tratadas en solución y envejecidas	2900	350	0.25	45 –40 –40	45-40-40
S2.0.C.NS	20.24	Fundición, o fundición y envejecido	3000	320	0.25	55 –50 –50	55-50-50
		Base de cobalto					
S3.0.Z.AN	20.31	Recocidas o tratadas en solución	2700	200	0.25	30 –29 –28	30-29-28
S3.0.Z.AG	20.32	Tratadas en solución y envejecidas	3000	300	0.25	21 –20 –20	21-20-20
S3.0.C.NS	20.33	Fundición, o fundición y envejecido	3100	320	0.25	20 –19 –18	20-19-18
		Aleaciones de titanio1)		**Rm[1]**			
S4.1.Z.UT	23.1	Puro comercial (99,5% Ti)	1300	400	0.23	150 –145 –140	150-145-140
S4.2.Z.AN	23.21	aleaciones de α, α próximo y α + β, aleaciones de	1400	950	0.23	65 –65 –65	65 –65 –65
S4.3.Z.AG	23.22	α + β recocidas y envejecidas, aleaciones de β, recocidas o envejecidas	1400	1050	0.23	55 –50 –50	55 –50 –50

ISO H			Fuerza de corte específica k_{c1}	Dureza Brinell		CB50	CT530
						Espesor de viruta máx., h_{ex} mm	
						0.07 – 0.12 – 0.2	0.07 – 0.1 – 0.2
Núm. MC	N.º CMC	Material	N/mm²	HB	mc	Velocidad de corte v_c, m/min	
		Acero extraduro					
H1.3.Z.HA	04.1	Endurecido y templado	4200	59 HRC	0.25	190 –180 –175	95 –90 –85
		Fundición en coquilla					
H2.0.C.UT	10.1	Fundición, o fundición y envejecido	2250	400	0.28	355 –345 –330	180 –175 –165

1) Ángulo de posición de 45-60°. Se debe utilizar geometría de corte positiva y refrigerante.

2) Rm = resistencia a la tracción última, medida en MPa.

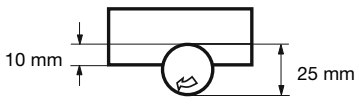

Condiciones:
Fresado lateral. Diá. fresa 25 mm. Empañe de 10 mm.

GC1025	GC1030	H10F	H13A				
Espesor de viruta máx., h_{ex} mm							
0.1-0.15-0.2	0.1-0.15-0.2	0.1-0.15-0.2	0.1-0.15-0.2				
Velocidad de corte v_c, m/min							
1100 –1100 –1050 1000 –980 –970	1100 –1100 –1050 1000 –980 –970	1050 –1050 –1000 950 –940 –920	850 –830 –820 760 –750 –740				
1100 –1100 –1050 110 –1100 –1100	1100 –1100 –1050 1100 –1100 –1100	1050 –1050 –1000 950 –940 –920	850 –830 –820 760 –750 –740				
1100 –1100 –1100	1100 –1100 –1100	1050 –1050 –1050	850 –840 –825				
445 –440 –430 335 –330 –325	445 –440 –430 335 –330 –325	425 –420 –410 320 –315 –310	340 –335 –330 255 –250 –245				
560 –550 –540 560 –550 –540 390 –380 –375	560 –550 –540 560 –550 –540 390 –380 –375	530 –520 –510 530 –520 –510 370 –365 –360	425 –415 –410 425 –415 –410 295 –290 –285				

H13A	H10F	S30T	S40T	GC2030	GC2040		
Espesor de viruta máx., h_{ex} mm							
0.1-0.15-0.2	0.1-0.2-0.3	0.1-0.15-0.2	0.1-0.15-0.2	0.05-0.15-0.2	0.05-0.15-0.25		
Velocidad de corte v_c, m/min							
65-65-65 50-50-50	60 –60 –60 45 –45 –40	– –	– –	65 –65 –65 50 –50 –45	70 –65 –65 50 –50 –45		
65-65-60 40-39-38 50-50-50	60 –55 –55 36 –35 –33 45 –45 –40	– – –	– – –	65 –60 –60 40 –38 –38 50 –45 –45	65 –65 –60 40 –39 –38 50 –50 –45		
28-27-26 20-19-19 19-19-18	26 –24 –23 18 –17 –16 17 –16 –16	– – –	– – –	28 –27 –26 20 –19 –19 19 –18 –17	28 –27 –26 20 –19 –19 19 –18 –17		
140-140-135 55-55-55 45-40-40	130 –125 –120 50 –50 –45 38 –37 –36	170 –165 –160 75 -75 -70 65 –60 –66	145 –145 –140 55-50-50 45-45-45	140 –135 –130 55-55-55 50 –45 –45	145 –140 –135 50 –50 –50 45 –40 –40		

GC4220	GC3040	GC1010	GC1025	GC1030			
Espesor de viruta máx., h_{ex} mm							
0.1-0.12-0.25	0.1-0.2-0.25	0.07-0.12-0.2	0.07-0.12-0.2	0.07-0.12-0.2			
Velocidad de corte v_c, m/min							
65–65–60	55-50-50	130-125-120	45–45–45	45-45-45			
125–125–115	100-95-95	250-240-230	90–85–85	90-85-85			

Fresado con empañe grande, valores en pulgadas

ISO P			Fuerza de corte específica k_{c1}	Dureza Brinell		CT530	GC1010	
						Espesor de viruta máx., h_{ex} pulgadas		
						.004 – .006 – .008	.002 – .004 – .008	
Núm. MC	N.° CMC	Material	lbs/pulg.²	HB	mc	Velocidad de corte v_c, p/min		
		Acero						
		No aleado						
P1.1.Z.AN	01.1	C = 0.10 – 0.25%	216,500	125	0.25	1400-1250-1150	-	
P1.2.Z.AN	01.2	C = 0.25 – 0.55%	233,000	150	0.25	1250-1150-1050	-	
P1.3.Z.AN	01.3	C = 0.55 – 0.80%	247,000	170	0.25	1200-1050-970	-	
P1.3.Z.AN	01.4		260,500	210	0.25	1050-940-850	-	
P1.3.Z.HT	01.5		291,500	300	0.25	770-690-630	-	
		Baja aleación (elementos de aleación ≤ 5%)						
P2.1.Z.AN	02.1	No templado	246,500	175	0.25	980-890-800	-	
P2.5.Z.HT	02.2	Endurecido y templado	278,500	300	0.25	640-580-520	-	
		Alta aleación (elementos de aleación > 5%)						
P3.0.Z.AN	03.11	Recocido	282,000	200	0.25	740-670-610	590-540-440	
P3.1.Z.AN	03.13	Acero de herram. templado	311,000	200	0.25	620-560-500	490-445-360	
P3.0.Z.HT	03.21		420,000	300	0.25	540-485-440	430-390-315	
P3.0.Z.HT	03.22		448,500	380	0.25	340-305-275	270-245-200	
		Fundición						
P1.5.C.UT	06.1	No aleado	204,000	150	0.25	1000-910-820	800-720-590	
P2.6.C.UT	06.2	Baja aleación (elementos de aleación ≤ 5%)	230,500	200	0.25	800-720-650	630-570-470	
P3.0.C.UT	06.3	Alta aleación (elementos de aleación > 5%)	283,500	200	0.25	580-530-475	465-420-345	

ISO M			Fuerza de corte específica k_{c1}	Dureza Brinell		CT530	GC1025	M30B
						Espesor de viruta máx., h_{ex} pulgadas		
						.004 – .006 – .008	.002 – .004 – .008	.004 – .006 – .008
Núm. MC	N.° CMC	Material	lbs/pulg.²	HB	mc	Velocidad de corte v_c, p/min		
		Acero inoxidable						
		Ferrítico/martensítico						
P5.0.Z.AN	05.11	No templado	262,000	200	0.21	940-830-740	830-740-590	860-680-430
P5.0.Z.PH	05.12	Templado PH	411,500	330	0.21	670-600-530	590-520-415	560-450-285
P5.0.Z.HT	05.13	Templado	340,000	330	0.21	700-620-550	610-540-430	640-510-325
		Austenítico						
M1.0.Z.AQ	05.21	No templado	285,000	200	0.21	870-780-690	820-730-580	–
M1.0.Z.PH	05.22	Templado PH	414,000	330	0.21	640-580-510	560-500-400	–
M2.0.Z.AQ	05.23	Super austenítico	328,000	200		–	–	–
		Austenítico-ferrítico (Dúplex)						
M3.1.Z.AQ	05.51	No soldable ≥ 0,05% C	286,500	230	0.21	850-760-680	670-600-475	–
M3.2.Z.AQ	05.52	Soldable < 0,05% C	356,500	260	0.21	750-670-600	570-510-405	–
		Acero inoxidable – Fundido						
		Ferrítico/martensítico						
P5.0.C.UT	15.11	No templado	246,500	200	0.25	830-740-660	740-660-520	760-600-380
P5.0C.PH	15.12	Templado PH	354,500	330	0.25	590-520-465	520-460-365	495-395-250
P5.0.C.HT	15.13	Templado	311,000	330	0.25	640-570-510	560-500-395	590-465-295
M1.0.C.UT	15.21	No templado	261,000	200	0.25	830-740-660	780-690-550	–
M1.0C.PH	15.22	Templado PH	356,000	330	0.25	590-530-470	520-460-365	–
M2.0.C.AQ	15.23	Super austenítico	310,500	200		–	–	–
		Austenítico-ferrítico (Dúplex)						
M3.1.C.AQ	15.51	No soldable ≥ 0,05% C	258,000	230	0.25	810-720-640	640-570-450	–
M3.2.C.AQ	15.52	Soldable < 0,05% C	326,500	260	0.25	700-630-560	530-475-375	–

ISO K			Fuerza de corte específica k_{c1}	Dureza Brinell		CB50	CC6190	GC1010
						Espesor de viruta máx., h_{ex} pulgadas		
						.004 – .006 – .008	.004 – .008 – .012	.004 – .008 – .012
Núm. MC	N.° CMC	Material	lbs/pulg.²	HB	mc	Velocidad de corte v_c, p/min		
		Fundición maleable						
	07.1	Ferrítica (viruta corta)	115,000	130	0.28	-	4250-3500-2850	740-605-490
K1.1.C.NS	07.2	Perlítica (viruta larga)	131,000	230	0.28	-	3550-2900-2350	605-510-410
		Fundición gris						
K2.1.C.UT	08.1	Baja resistencia a la tracción	130,000	180	0.28	2950-2550-2150	5150-4200-3450	800-655-540
K2.2.C.UT	08.2	Alta resistencia a la tracción	159,500	245	0.28	2750-2350-2000	3900-3200-2600	640-525-425
		Fundición nodular						
K3.1.C.UT	09.1	Ferrítica	130,000	160	0.28	-	3300-2700-2200	510-410-345
K3.3.C.UT	09.2	Perlítica	194,500	250	0.28	1600-1350-1150	2750-2250-1850	475-390-310

Condiciones:
Fresa, diám. 5,000 pulgadas (125 mm). Empañe 4,000 pulgadas (100 mm)

GC1025	GC1030	GC4220	GC4230	GC4240	GC3040	GC2030	GC2040	SM30		
Espesor de viruta máx., h_{ex} pulgadas										
.002-.004-.008	.002-.004-.008	.004-.008-.012	.004-.008-.012	.004-.008-.012	.004-.008-.012	.004-.008-.016	.004-.008-.016	.004-.008-.016		
Velocidad de corte v_c, p/min										
1100-1000-820	1250-1100-910	1600-1300-1050	1300-1050-870	1100-910-740	1250-1050-850	960-780-520	960-780-520	870-740-540		
1000-910-740	1100-1000-820	1450-1200-960	1150-960-780	1000-820-670	1150-930-760	860-700-470	860-700-470	780-670-490		
950-860-700	1050-940-770	1350-1100-910	1100-900-740	940-770-630	1100-880-720	810-660-440	810-660-440	740-630-460		
820-750-610	910-820-670	1200-970-790	970-790-650	820-670-550	940-770-630	710-580-390	710-580-390	650-550-405		
610-550-450	670-610-500	880-720-590	710-580-475	610-500-405	700-570-465	520-430-285	520-430-285	475-405-300		
920-830-680	860-780-640	1100-920-750	920-750-610	780-640-520	890-730-600	670-550-370	670-550-370	610-520-380		
510-460-375	560-510-415	730-600-490	600-490-400	510-415-340	580-475-390	440-360-240	440-360-240	400-340-250		
590-540-440	590-540-440	970-800-650	630-510-420	540-440-360	680-550-450	510-415-275	510-415-275	460-395-290		
490-445-360	490-445-360	710-580-475	520-430-350	445-360-295	560-460-375	415-340-225	415-340-225	385-330-240		
430-390-315	430-390-315	610-500-410	455-370-305	390-315-260	490-400-325	365-300-200	365-300-200	335-285-210		
270-245-200	270-245-200	385-315-255	285-235-190	245-200-160	305-250-205	225-185-125	225-185-125	210-180-130		
800-720-590	800-720-590	1150-940-770	850-690-570	720-590-480	910-740-610	680-560-370	680-560-370	620-530-390		
630-570-470	630-570-470	910-740-610	680-550-450	570-470-385	720-590-485	550-445-300	550-445-300	495-425-310		
465-420-345	465-420-345	670-550-445	495-405-330	420-345-280	530-435-355	400-325-220	400-325-220	360-310-225		

GC1030	1040	S30T	S40T	GC2030	GC2040	GC4230	GC4240	SM30		
Espesor de viruta máx., h_{ex} pulgadas										
.002-.004-.008	.002-.006-.010	.002-.006-.010	.004-.008-.012	.002-.006-.010	.004-.008-.012	.004-.008-.012	.004-.008-.016	.004-.008-.016		
Velocidad de corte v_c, p/min										
830-740-590	610-450-330	830-610-450	810-650-510	790-630-500	780-620-495	900-710-570	690-550-345	600-520-380		
590-520-415	430-315-235	580-430-320	560-445-355	560-445-350	540-425-340	620-490-390	455-365-230	345-295-215		
610-540-430	445-330-245	610-445-330	590-470-375	580-460-365	570-450-360	640-510-410	520-410-260	360-305-225		
820-730-580	590-435-325	810-600-445	680-540-430	770-610-485	660-520-415		610-485-305	560-480-355		
560-500-400	415-305-225	560-415-305	540-425-340	540-425-340	520-410-325		440-350-220	330-285-205		
–	405-300-220	560-415-305	475-375-300	–	–	–	–	–		
670-600-475	495-365-270	670-495-365	570-450-360	640-510-405	550-435-345		550-435-275	550-470-345		
570-510-405	410-305-225	570-420-310	460-365-290	540-425-340	440-350-280		440-350-220	420-360-265		
740-660-520	540-400-295	730-540-400	720-570-455	700-560-445	690-550-440	800-630-500	610-485-305	540-460-335		
520-460-365	375-275-200	510-380-280	490-390-310	485-385-305	470-375-295	540-430-340	400-320-200	300-255-190		
560-500-395	405-300-220	560-410-305	540-430-345	530-420-335	520-415-330	590-470-375	475-375-240	330-280-205		
780-690-550	560-415-310	770-570-425	650-520-415	730-580-465	630-500-395		580-460-290	530-455-335		
520-460-365	365-270-200	520-380-280	490-390-310	485-385-305	470-375-300		400-320-200	300-260-190		
–	365-270-200	500-370-275	425-340-270	–	–	–	–	–		
640-570-450	470-350-255	640-470-345	540-430-340	610-485-385	520-410-325		520-415-260	520-445-325		
530-475-375	385-285-210	530-390-290	430-345-275	495-395-315	415-330-265		410-325-205	390-335-245		

GC3220	GC3330	GC3040	K20W	GC4220	GC4230	GC4240	GC1020	H13A	K20D	K20M
Espesor de viruta máx., h_{ex} pulgadas										
.004-.008-.012	.004-.008-.016	.004-.008-.016	.004-.008-.012	.004-.008-.012	.004-.008-.012	.004-.008-.012	.004-.008-.016	.004-.008-.016	.004-.008-.012	.004-.008-.012
Velocidad de corte v_c, p/min										
870-710-580	850-700-465	790-640-430	730-600-490	830-680-560	700-570-465	630-520-425	670-550-445	395-335-245	870-710-580	835-690-560
720-590-480	700-570-380	650-530-355	600-495-405	680-560-455	570-470-385	520-430-350	550-450-370	325-280-205	720-590-480	690-560-460
950-780-630	930-760-510	850-700-465	800-650-530	900-740-600	760-620-510	690-570-465	730-600-485	430-365-270	950-780-630	900-740-605
760-620-510	740-610-405	680-560-375	640-520-425	720-590-485	610-495-405	550-455-370	580-475-390	340-290-215	760-620-510	720-590-490
590-485-395	920-750-500	530-435-290	500-410-335	560-460-375	475-390-320	435-355-290	455-370-305	270-230-170	590-485-395	575-460-380
550-450-370	740-610-405	495-405-270	465-380-310	520-430-350	440-360-295	405-330-270	425-350-285	250-215-155	550-450-370	525-424-360

Fresado con empañe grande, valores en pulgadas

ISO N Núm. MC	N.º CMC	Material	Fuerza de corte específica k_{c1} lbs/pulg.²	Dureza Brinell HB	mc	CD10 Espesor de viruta máx., h_{ex} pulgadas .004-.006-.008 Velocidad de corte v_c, p/min	H10 Espesor de viruta máx., h_{ex} pulgadas .004-.006-.008 Velocidad de corte v_c, p/min
		Aleaciones de aluminio					
N1.2.Z.UT	30.11	Forjadas o forjadas y trabajadas en frío, sin envejecimiento	58,000	60		6150-5700-5250	3050-2850-2650
N1.2.Z.AG	30.12	Forjadas o forjadas y envejecidas	94,500	100		5550-5100-4750	2750-2550-2350
		Aleaciones de aluminio					
N1.3.C.UT	30.21	Fundida, no envejecida	87,000	75	0.25	6150-5700-5250	3050-2850-2650
N1.3.C.AG	30.22	Fundición, o fundición y envejecido	101,500	90	0.25	5550-5150-4750	2750-2550-2350
		Aleaciones de aluminio					
N1.1.Z.UT	30.3	Al >99%	50,500	30		6200-5700-5300	3100-2850-2650
		Aleaciones de aluminio					
	30.41	Fundidas, 13–15% Si	101,500	130		2450-2300-2100	1250-1150-1050
N1.4.C.NS	30.42	Fundidas, 16–22% Si	101,500	130		1850-1700-1600	930-860-790
		Cobre y aleaciones de cobre					
N3.3.U.UT	33.1	Aleaciones de fácil mecanización, ≥1% Pb	79,500	110	0.25	3100-2850-2650	1550-1450-1300
N3.2.C.UT	33.2	Latón, bronces con plomo, ≤1% Pb	80,000	90		3100-2850-2650	1550-1400-1300
N3.1.U.UT	33.3	Bronce y cobre sin plomo, incl. cobre electrolítico	196,000	100	0.25	2150-2000-1850	1100-1000-920

ISO S Núm. MC	N.º CMC	Material	Fuerza de corte específica k_{c1} lbs/pulg.²	Dureza Brinell HB	mc	GC1025 Espesor de viruta máx., h_{ex} pulgadas .004-.006-.008 Velocidad de corte v_c, p/min	GC1030 Espesor de viruta máx., h_{ex} pulgadas .004-.006-.008 Velocidad de corte v_c, p/min
		Superaleaciones termorresistentes					
		Base de hierro					
S1.0.U.AN	20.11	Recocidas o tratadas en solución	348,000	200	0.25	200-180-160	200-180-160
S1.0.U.AG	20.12	Envejecidas o tratadas en solución y envejecidas	359,000	280	0.25	150-135-120	150-135-120
		Base de níquel					
S2.0.Z.AN	20.21	Recocidas o tratadas en solución	383,000	250	0.25	190-170-155	190-170-155
S2.0.Z.AG	20.22	Envejecidas o tratadas en solución y envejecidas	420,500	350	0.25	120-105-95	120-105-95
S2.0.C.NS	20.24	Fundición, o fundición y envejecido	436,500	320	0.25	145-130-120	150-140-120
		Base de cobalto					
S3.0.Z.AN	20.31	Recocidas o tratadas en solución	391,500	200	0.25	80-70-65	80-70-65
S3.0.Z.AG	20.32	Tratadas en solución y envejecidas	432,000	300	0.25	55-50-45	55-50-45
S3.0.C.NS	20.33	Fundición, o fundición y envejecido	450,500	320	0.25	50-45-40	50-45-40
		Aleaciones de titanio1)		Rm2)			
S4.1.Z.UT	23.1	Puro comercial (99,5% Ti)	188,500	400	0.23	415-375-340	415-375-340
S4.2.Z.AN	23.21	aleaciones de α, α próximo y α + β, aleaciones de	203,000	950	0.23	185-165-150	185-165-150
S4.3.Z.AG	23.22	α + β recocidas y envejecidas, aleaciones de β, recocidas o envejecidas	203,000	1050	0.23	145-130-120	145-130-120

ISO H Núm. MC	N.º CMC	Material	Fuerza de corte específica k_{c1} lbs/pulg.²	Dureza Brinell HB	mc	CB50 Espesor de viruta máx., h_{ex} pulgadas .003-.005-.008 Velocidad de corte v_c, p/min	CT530 Espesor de viruta máx., h_{ex} pulgadas .003-.004-.008 Velocidad de corte v_c, p/min
		Acero extraduro					
H1.3.Z.HA	04.1	Endurecido y templado	606,500	59 HRC	0.25	520-455-370	260-245-185
		Fundición en coquilla					
H2.0.C.UT	10.1	Fundición, o fundición y envejecido	326,500	400	0.28	990-870-700	495-465-350

1) Ángulo de posición de 45-60°. Se debe utilizar geometría de corte positiva y refrigerante.

2) Rm = resistencia a la tracción última, medida en MPa.

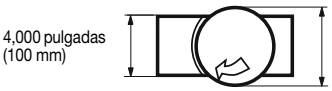

Condiciones:
Fresa, diám. 5,000 pulgadas (125 mm). Empañe 4,000 pulgadas (100 mm)

CT530	GC1025	GC1030	H10F	H13A		
Espesor de viruta máx., h_{ex} pulgadas						
.004-.006-.008	.004-.006-.008	.004-.006-.008	.004-.006-.008	.004-.006-.008		
Velocidad de corte v_c, p/min						
3400-3100-2900	3200-3000-2750	3200-3000-2750	3050-2850-2650	2450-2250-2100		
3050-2800-2600	2900-2700-2500	2900-2700-2500	2750-2550-2350	2200-2050-1900		
3400-3150-2900 3050-2800-2600	3250-3000-2750 3250-3000-2750	3250-3000-2750 3250-3000-2750	3050-2850-2650 2750-2550-2350	2450-2250-2100 2200-2050-1900		
3400-3150-2900	3250-3000-2800	3250-3000-2800	3100-2850-2650	2450-2300-2100		
1350-1250-1150 1000-940-870	1300-1200-1100 970-900-830	1300-1200-1100 970-900-830	1250-1150-1050 930-860-790	990-910-850 740-690-630		
1700-1550-1450 1700-1550-1450 1200-1100-1000	1600-1500-1400 1600-1500-1400 1150-1050-970	1600-1500-1400 1600-1500-1400 1150-1050-970	1550-1450-1300 1550-1400-1300 1100-1000-920	1250-1150-1050 1250-1150-1050 860-800-740		

H13A	H10F	S30T	S40T	GC2030	GC2040	
Espesor de viruta máx., h_{ex} pulgadas						
.004-.006-.008	.004-.006-.008	.004-.006-.008	.004-.006-.008	.004-.006-.008	.004-.006-.010	
Velocidad de corte v_c, p/min						
195-180-170 145-130-120	180-165-155 130-120-115	- -	- -	185-165-150 135-125-110	190-170-140 140-125-105	
185-175-160 115-105-100 145-135-125	170-160-145 105-95-90 130-120-110	- - -	- - -	175-160-145 110-100-90 135-120-110	180-165-135 115-100-85 135-125-100	
75-65-60 55-50-45 50-45-40	70-65-55 50-45-39 45-40-37	- - -	- - -	75-65-60 55-50-45 50-45-39	75-65-55 55-50-39 50-45-35	
410-380-350 165-150-140 125-115-105	375-345-320 145-135-125 110-105-95	445-380-330 200-170-145 155-135-115	415-375-340 150-135-125 125-115-100	385-350-315 155-140-125 135-120-110	400-360-325 140-130-115 120-110-100	

GC4220	GC3040	GC1010	GC1025	GC1030		
Espesor de viruta máx., h_{ex} pulgadas						
.004-.006-.010	..004-.008-.010	.003-.005-.008	.003-.005-.008	.003-.005-.008		
Velocidad de corte v_c, p/min						
175-150-115	140-110-95	360-310-255	130-115-95	130-115-95		
330-285-220	270-205-180	690-600-490	250-215-175	250-215-175		

Fresado con empañe pequeño, valores en pulgadas

ISO P Núm. MC	N.º CMC	Material	Fuerza de corte específica k_{c1} lbs/pulg.²	Dureza Brinell HB	mc	CT530 Espesor de viruta máx., h_{ex} pulgadas .004-.006-.008 Velocidad de corte v_c, p/min	GC1010 Espesor de viruta máx., h_{ex} pulgadas .002-.004-.008 Velocidad de corte v_c, p/min
		Acero					
		No aleado					
P1.1.Z.AN	01.1	C = 0.10 –0.25%	216,500	125	0.25	1650-1600-1550	-
P1.2.Z.AN	01.2	C = 0.25–0.55%	233,000	150	0.25	1450-1450-1400	-
P1.3.Z.AN	01.3	C = 0.55–0.80%	247,000	170	0.25	1400-1350-1350	-
P1.3.Z.AN	01.4		260,500	210	0.25	1200-1200-1150	-
P1.3.Z.HT	01.5		291,500	300	0.25	890-880-860	-
		De baja aleación (elementos de aleación ≤5%)					
P2.1.Z.AN	02.1	No templado	246,500	175	0.25	1150-1100-1100	-
P2.5.Z.HT	02.2	Endurecido y templado	278,500	300	0.25	750-730-720	-
		Alta aleación (elementos de aleación >5%)					
P3.0.Z.AN	03.11	Recocido	282,000	200	0.25	870-850-830	640-630-600
P3.1.Z.AN	03.13	Acero de herram. templado	311,000	200	0.25	720-700-690	530-520-495
P3.0.Z.HT	03.21		420,000	300	0.25	630-620-600	465-455-435
P3.0.Z.HT	03.22		448,500	380	0.25	395-385-380	290-285-270
		Fundición					
P1.5.C.UT	06.1	No aleado	204,000	150	0.25	1150-1150-1100	860-840-810
P2.6.C.UT	06.2	De baja aleación (elementos de aleación ≤5%)	230,500	200	0.25	930-910-890	690-670-640
P3.0.C.UT	06.3	Alta aleación (elementos de aleación >5%)	283,500	200	0.25	680-670-650	500-490-470

ISO M Núm. MC	N.º CMC	Material	Fuerza de corte específica k_{c1} lbs/pulg.²	Dureza Brinell HB	mc	CT530 Espesor de viruta máx., h_{ex} pulgadas .004-.006-.008 Velocidad de corte v_c, p/min	GC1025 Espesor de viruta máx., h_{ex} pulgadas .004-.006-.008 Velocidad de corte v_c, p/min
		Acero inoxidable					
		Ferrítico/martensítico					
P5.0.Z.AN	05.11	No templado	262,000	200	0.21	1100-1100-1050	910-890-840
P5.0.Z.PH	05.12	Templado PH	411,500	330	0.21	800-780-760	640-630-590
P5.0.Z.HT	05.13	Templado	340,000	330	0.21	830-810-790	660-650-610
		Austenítico					
M1.0.Z.AQ	05.21	No templado	285,000	200	0.21	1050-1000-990	890-870-830
M1.0.Z.PH	05.22	Templado PH	414,000	330	0.21	770-750-730	620-600-570
M2.0.Z.AQ	05.23	Super austenítico	328,000	200		-	-
		Austenítico-ferrítico (Dúplex)					
M3.1.Z.AQ	05.51	No soldable ≥ 0,05% C	286,500	230	0.21	1000-990-970	740-720-680
M3.2.Z.AQ	05.52	Soldable < 0,05% C	356,500	260	0.21	900-880-860	620-610-580
		Acero inoxidable – Fundido					
		Ferrítico/martensítico					
P5.0.C.UT	15.11	No templado	246,500	200	0.25	990-970-940	810-790-750
P5.0c.PH	15.12	Templado PH	354,500	330	0.25	700-680-670	560-550-520
P5.0.C.HT	15.13	Templado	311,000	330	0.25	760-740-720	610-590-570
		Austenítico					
M1.0.C.UT	15.21	Austenítico	261,000	200	0.25	990-960-940	850-830-790
M1.0c.PH	15.22	Templado PH	356,000	330	0.25	700-690-670	570-550-520
M2.0.C.AQ	15.23	Super austenítico	310,500	200		-	-
		Austenítico-ferrítico (Dúplex)					
M3.1.C.AQ	15.51	No soldable ≥ 0,05% C	258,000	230	0.25	960-940-910	700-680-650
M3.2.C.AQ	15.52	Soldable < 0,05% C	326,500	260	0.25	840-820-800	580-560-540

ISO K Núm. MC	N.º CMC	Material	Fuerza de corte específica k_{c1} lbs/pulg.²	Dureza Brinell HB	mc	CB50 Espesor de viruta máx., h_{ex} pulgadas 0.004-0.006-0.008 Velocidad de corte v_c, p/min	CC6190 Espesor de viruta máx., h_{ex} pulgadas 0.004-0.006-0.012 Velocidad de corte v_c, p/min
		Fundición maleable					
	07.1	Ferrítica (viruta corta)	115,000	130	0.28	-	5000-4800-4550
K1.1.C.NS	07.2	Perlítica (viruta larga)	131,000	230	0.28	-	4100-3950-3750
		Fundición gris					
K2.1.C.UT	08.1	Baja resistencia a la tracción	130,000	180	0.28	3800-3650-3550	6050-5750-5500
K2.2.C.UT	08.2	Alta resistencia a la tracción	159,500	245	0.28	3550-3400-3300	4600-4400-4200
		Fundición nodular					
K3.1.C.UT	09.1	Ferrítica	130,000	160	0.28	-	3850-3700-3550
K3.3.C.UT	09.2	Perlítica	194,500	250	0.28	2050-2000-1900	3200-3050-2900

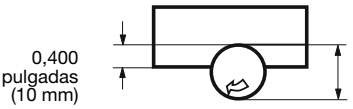

Condiciones:

Fresado lateral, diám. de fresa 1,000 pulgadas (25 mm). Empañe 0,400 pulgadas (10 mm).

SANDVIK Coromant

GC1025	GC1030	GC4220	GC4230	GC4240	GC3040	GC2030	GC2040	SM30
Espesor de viruta máx., h_{ex} pulgadas								
.002-.004-.008	.002-.004-.008	.004-.006-.012	.004-.006-.012	.004-.008-.012	.004-.006-.012	.004- .006-.010	.004-.008-.012	.004-.008-.012
Velocidad de corte v_c, p/min								
1200-1200-1150	1350-1300-1250	1850-1850-1700	1500-1450-1400	1300-1250-1200	1500-1450-1350	1100-1100-1050	1100-1050-1000	980-950-910
1100-1050-1000	1200-1150-1100	1700-1650-1550	1350-1300-1250	1150-1100-1050	1350-1300-1200	1000-990-940	1000-960-920	880-850-820
1000-1000-960	1150-1100-1050	1600-1550-1450	1300-1250-1200	1100-1050-1000	1250-1250-1150	950-930-880	950-900-860	830-800-780
890-870-830	980-960-920	1400-1350-1250	1150-1100-1050	960-920-880	1100-1050-1000	830-820-780	830-800-760	730-700-680
660-650-620	730-710-680	1000-1000-940	840-800-760	710-680-650	810-800-740	610-600-570	610-590-560	540-520-500
990-970-930	930-910-870	1300-1300-1200	1050-1000-980	910-870-830	1050-1000-950	790-770-740	790-750-720	690-660-640
550-540-520	610-590-570	860-840-780	700-670-640	590-570-540	680-660-620	510-500-480	510-490-470	450-435-420
640-630-600	640-630-600	1150-1100-1050	740-700-670	630-600-570	790-770-720	590-580-550	590-570-540	520-500-485
530-520-495	530-520-495	830-810-760	610-580-560	520-495-475	660-640-600	485-475-450	485-465-440	430-415-405
465-455-435	465-455-435	720-700-660	530-510-485	455-435-415	570-560-520	425-415-400	425-405-390	380-365-355
290-285-270	290-285-270	450-440-410	335-320-305	285-270-260	360-350-330	265-260-250	265-255-240	235-230-220
860-840-810	860-840-810	1350-1300-1200	990-950-910	840-810-770	1050-1050-970	790-780-740	790-760-730	700-680-650
690-670-640	690-670-640	1050-1050-970	790-760-720	670-640-610	850-830-770	640-630-600	640-610-580	560-540-520
500-490-470	500-490-470	780-760-710	580-550-530	490-470-450	620-610-570	465-455-435	465-445-425	410-395-380

GC1030	1040	S30T	S40T	GC2030	GC2040	GC4230	GC4240	SM30
Espesor de viruta máx., h_{ex} pulgadas								
.002-.004-.008	.002-.006-.010	.002-.006.010	.004-.008-.010	.002-.006-.010	.004-.008-.010	.004-.008-.010	.004-.008-.012	.004-.008-.012
Velocidad de corte v_c, p/min								
910-890-840	680-640-600	930-870-810	970-920-900	860-820-780	930-890-860	1050-1000-990	820-780-740	680-660-640
640-630-590	485-450-420	660-610-570	670-630-620	610-580-550	640-610-590	740-700-680	540-520-490	390-375-360
660-650-610	500-470-440	680-540-590	710-670-650	630-600-570	680-640-630	770-730-710	620-590-560	405-390-375
890-870-830	660-640-580	910-850-800	810-770-750	840-800-760	780-740-730	-	730-690-660	630-610-590
620-600-570	465-435-405	630-590-550	640-610-590	580-560-530	620-590-570	-	520-500-475	375-360-350
-	455-425-395	630-590-550	570-540-520	-	-	-	-	-
740-720-680	560-520-490	750-710-660	680-650-630	700-670-630	650-620-610	-	650-620-590	620-600-580
620-610-580	465-435-405	640-600-560	550-520-510	590-560-530	530-500-490	-	530-500-475	475-460-445
810-790-750	610-570-530	830-770-720	860-820-800	770-730-690	830-790-770	950-900-880	730-690-660	610-590-570
560-550-520	420-390-365	580-540-500	580-550-540	530-500-475	560-530-520	650-610-600	475-455-430	340-330-315
610-590-570	455-425-400	620-580-550	650-620-600	580-550-520	620-590-580	710-670-650	570-540-510	370-360-345
850-830-790	640-590-550	870-810-760	780-740-720	800-760-720	750-710-690		690-660-630	600-580-560
570-550-520	420-395-365	580-540-510	590-560-540	530-500-480	560-540-520		480-455-430	340-330-315
-	415-385-360	570-530-495	510-480-470	-	-	-	-	-
700-680-650	530-495-460	710-670-620	640-610-600	670-630-600	620-590-570		620-590-560	590-570-550
580-560-540	430-405-375	590-560-520	520-490-480	540-520-490	495-470-460		490-465-440	440-425-410

GC3220	GC3330	GC3040	K20W	GC4220	GC4230	GC4240	GC1020	H13A
Espesor de viruta máx., h_{ex} pulgadas								
.004-.006-.010	.004-.008-.012	.004-.008-.012	.004-.008-.012	.004-.006-.010	.004-.006-.010	.004-.006-.010	.004-.008-.012	.004-.008-.012
Velocidad de corte v_c, p/min								
1000-1000-950	990-950-910	920-880-840	860-820-780	970-950-910	810-800-760	740-730-690	780-750-710	445-430-415
840-820-790	820-780-750	760-720-690	710-670-650	800-780-740	670-660-630	610-600-570	640-620-590	365-355-340
1100-1100-1050	1100-1050-990	1000-950-910	930-890-850	1050-1050-980	890-870-830	810-790-760	850-810-780	485-465-450
890-870-830	870-830-790	800-770-730	740-710-680	840-830-790	710-690-660	650-630-610	680-650-620	385-370-360
690-680-650	1100-1050-980	630-600-570	580-560-530	660-650-620	560-540-520	510-495-475	530-510-485	305-295-285
650-630-600	870-830-790	580-560-530	540-520-495	610-600-570	520-500-480	470-460-440	495-475-455	280-270-260

Fresado con empañe pequeño, valores en pulgadas

ISO N Núm. MC	N.º CMC	Material	Fuerza de corte específica k_{c1} lbs/pulg.²	Dureza Brinell HB	mc	CD10 Espesor de viruta máx., h_{ex} pulgadas .004-.006-.008 Velocidad de corte v_c, p/min	CT530 Espesor de viruta máx., h_{ex} pulgadas .004-.006-.008 Velocidad de corte v_c, p/min
		Aleaciones de aluminio					
N1.2.Z.UT	30.11	Forjadas o forjadas y trabajadas en frío, sin envejecimiento	58,000	60		6950-6800-6700	3800-3750-3700
N1.2.Z.AG	30.12	Forjadas o forjadas y envejecidas	94,500	100		6250-6150-6050	3450-3400-3300
		Aleaciones de aluminio					
N1.3.C.UT	30.21	Fundida, no envejecida	87,000	75	0.25	6950-6800-6700	3800-3750-3700
N1.3.C.AG	30.22	Fundición, o fundición y envejecido	101,500	90	0.25	6250-6150-6050	3450-3400-3300
		Aleaciones de aluminio					
N1.1.Z.UT	30.3	Al >99%	50,500	30		7000-6850-6750	3850-3750-3700
		Aleaciones de aluminio					
	30.41	Fundidas, 13–15% Si	101,500	130		2800-2750-2700	1550-1500-1500
N1.4.C.NS	30.42	Fundidas, 16–22% Si	101,500	130		2100-2050-2000	1150-1150-1100
		Cobre y aleaciones de cobre					
N3.3.U.UT	33.1	Aleaciones de fácil mecanización, ≥1% Pb	79,500	110	0.25	3500-3400-3350	1900-1900-1850
N3.2.C.UT	33.2	Latón, bronces con plomo, ≤1% Pb	80,000	90		3450-3400-3350	1900-1900-1850
N3.1.U.UT	33.3	Bronce y cobre sin plomo, incl. cobre electrolítico	196,000	100	0.25	2450-2400-2350	1350-1300-1300

ISO S Núm. MC	N.º CMC	Material	Fuerza de corte específica k_{c1} lbs/pulg.²	Dureza Brinell HB	mc	GC1025 Espesor de viruta máx., h_{ex} pulgadas .002-.006-.008 Velocidad de corte v_c, p/min	GC1030 Espesor de viruta máx., h_{ex} pulgadas .002-.006-.008 Velocidad de corte v_c, p/min
		Superaleaciones termorresistentes					
		Base de hierro					
S1.0.U.AN	20.11	Recocidas o tratadas en solución	348,000	200	0.25	235-225-220	235-225-220
S1.0.U.AG	20.12	Envejecidas o tratadas en solución y envejecidas	359,000	280	0.25	175-170-165	175-170-165
		Base de níquel					
S2.0.Z.AN	20.21	Recocidas o tratadas en solución	383,000	250	0.25	225-215-210	225-215-210
S2.0.Z.AG	20.22	Envejecidas o tratadas en solución y envejecidas	420,500	350	0.25	140-135-130	140-135-130
S2.0.C.NS	20.24	Fundición, o fundición y envejecido	436,500	320	0.25	175-165-160	175-165-160
		Base de cobalto					
S3.0.Z.AN	20.31	Recocidas o tratadas en solución	391,500	200	0.25	100-95-90	100-95-90
S3.0.Z.AG	20.32	Tratadas en solución y envejecidas	432,000	300	0.25	70-65-65	70-65-65
S3.0.C.NS	20.33	Fundición, o fundición y envejecido	450,500	320	0.25	65-60-60	65-60-60
		Aleaciones de titanio1)		Rm2)			
S4.1.Z.UT	23.1	Puro comercial (99,5% Ti)	188,500	400	0.23	495-470-460	495-470-460
S4.2.Z.AN	23.21	aleaciones de α, α próximo y α + β, aleaciones de	203,000	950	0.23	220-210-205	220-210-205
S4.3.Z.AG	23.22	α + β recocidas y envejecidas, aleaciones de β, recocidas o envejecidas	203,000	1050	0.23	170-165-160	170-165-160

ISO H Núm. MC	N.º CMC	Material	Fuerza de corte específica k_{c1} lbs/pulg.²	Dureza Brinell HB	mc	CB50 Espesor de viruta máx., h_{ex} pulgadas .003-.005-.008 Velocidad de corte v_c, p/min	CT530 Espesor de viruta máx., h_{ex} pulgadas .003-.004-.008 Velocidad de corte v_c, p/min
		Acero extraduro					
H1.3.Z.HA	04.1	Endurecido y templado	606,500	59 HRC	0.25	610-600-570	305-300-285
		Fundición en coquilla					
H2.0.C.UT	10.1	Fundición, o fundición y envejecido	326,500	400	0.28	1150-1150-1100	580-570-540

1) Ángulo de posición de 45-60°. Se debe utilizar geometría de corte positiva y refrigerante.

2) Rm = resistencia a la tracción última, medida en MPa.

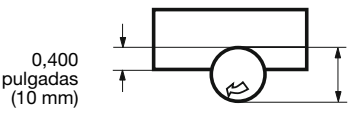

Condiciones:

Fresado lateral, diám. de fresa 1,000 pulgadas (25 mm). Empañe 0,400 pulgadas (10 mm).

GC1025	GC1030	H10F	H13A					
Espesor de viruta máx., h_{ex} pulgadas								
.004-.006-.008	.004-.006-.008	.004-.006-.008	.004-.006-.008					
Velocidad de corte v_c, p/min								
3650-3600-3500	3650-3600-3500	3450-3400-3350	2750-2700-2700					
3300-3200-3150	3300-3200-3150	3100-3050-3000	2500-2450-2400					
3650-3600-3500	3650-3600-3500	3450-3400-3350	2750-2700-2700					
3650-3600-3500	3650-3600-3500	3150-3050-3000	2500-2450-2400					
3650-3600-3550	3650-3600-3550	3500-3450-3350	2800-2750-2700					
1450-1450-1400	1450-1450-1400	1400-1350-1350	1100-1100-1100					
1100-1100-1050	1100-1100-1050	1050-1050-1000	840-820-810					
1850-1800-1750	1850-1800-1750	1750-1700-1700	1400-1350-1350					
1850-1800-1750	1850-1800-1750	1750-1700-1700	1400-1350-1350					
1250-1250-1250	1250-1250-1250	1200-1200-1150	970-950-940					

H13A	H10F	S30T	S40T	GC2030	GC2040			
Espesor de viruta máx., h_{ex} pulgadas								
.004-.006-.008	.004-.008-.012	.004-.006-.008	.004-.006-.008	.002-.006-.008	.002-.006-.010			
Velocidad de corte v_c, p/min								
220-215-215	200-195-190	-	-	220-210-205	225-215-210			
160-160-155	150-145-140	-	-	165-155-155	165-160-150			
210-210-205	195-185-180	-	-	210-200-195	215-210-200			
130-130-125	115-115-110	-	-	130-125-125	135-130-125			
160-160-155	145-140-135	-	-	160-155-150	165-155-150			
90-90-85	85-80-75	-	-	90-90-85	90-90-85			
65-65-60	60-55-55	-	-	65-65-60	65-65-60			
60-60-60	55-55-50	-	-	60-60-55	60-60-55			
465-455-445	420-405-395	560-540-520	485-470-460	460-440-430	480-455-445			
185-180-175	165-160-155	250-245-235	175-170-170	185-180-175	170-160-160			
140-140-135	125-120-115	195-190-185	145-145-140	160-150-150	145-135-135			

GC4220	GC3040	GC1010	GC1025	GC1030				
Espesor de viruta máx., h_{ex} pulgadas								
.004-.005-.010	.004-.008-.010	.003-.005-.008	.003-.005-.008	.003-.005-.008				
Velocidad de corte v_c, p/min								
215-215-195	175-165-160	420-405-390	155-150-140	155-150-140				
410-400-370	335-315-305	810-790-750	295-285-270	295-285-270				

CoroMill® Plura Datos de corte

Recomendaciones de velocidad

			GC1620 GC1630 H10F N20C		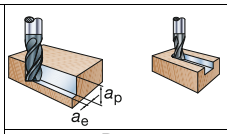		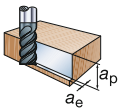		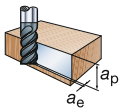		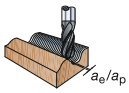	
					$a_p \times a_e > D_c$		$a_p \times a_e < D_c$		$a_e \leq 0.05 \times D_c$		$a_e \leq 0{,}05 \times D_c$ o D_{c2} $a_p \leq 0{,}05 \times D_c$ o D_{c2}	
ISO	**MC**	**CMC**	**HB**	**HRC**	v_e m/min	v_e pies/min	v_e m/min	v_e pies/min	v_e m/min	v_e pies/min	v_e m/min	v_e pies/min
P	P1.1.Z.AN	01.1	125		155	510	200	660	375	1230	690	2260
	P1.2.Z.AN	01.2	150		135	440	185	610	340	1120	630	2070
	P1.3.Z.AN	01.4	200		120	390	140	460	255	840	470	1540
	P2.5.Z.HT	02.2	250		100	330	130	430	245	800	450	1480
	P2.5.Z.HT	02.2	300		90	300	120	390	220	720	410	1350
	P3.0.Z.HT	03.22	400		75	250	95	310	180	590	335	1100
	P3.0.Z.HT	03.22	450		65	210	85	280	160	520	300	980
M	P5.0.Z.AN	05.11	200		60	200	90	300	165	540	300	980
	M1.0.Z.AQ	05.21	200		60	200	75	250	145	480	270	890
	M3.1.Z.AQ	05.51	230		45	150	55	180	110	360	200	660
K		07.1	150		135	440	180	590	330	1080	610	2000
	K2.1.C.UT	08.1	180		85	280	110	360	210	690	385	1260
	K3.3.C.UT	09.2	200		100	330	130	430	240	790	440	1440
N	N1.3.C.AG	30.22	90		1000	3280	1100	3610	1250	4100	1300	4270
	N1.4.C.NS	30.42	130		470	1540	605	1985	1000	3280	1050	3445
S	S2.0.Z.AG	20.22	350		50	165	60	195	100	330	150	490
	S4.3.Z.AG	23.22	350		70	230	80	260	160	525	300	985
H	H1.1.Z.HA	04.1		50	55	180	80	260	GC1610		GC1610 1700	
	H1.3.Z.HA	04.1		55	-	-	55	180				
	H1.4.Z.HA	04.1		60	-	-	40	130				
O	O3.0.U.NS		250		125	410	-	-	-	-	-	-
	O4.0.U.NS		250		150	490	-	-	-	-	-	-

			CD15		$a_p \times a_e > D_c$		$a_p \times a_e < D_c$		$a_e \leq 0.05 \times D_c$		$a_e \leq 0{,}05 \times D_c$ o D_{c2} $a_p \leq 0{,}05 \times D_c$ o D_{c2}	
ISO	**MC**	**CMC**	**HB**	**HRC**	v_e m/min	v_e pies/min	v_e m/min	v_e pies/min	v_e m/min	v_e pies/min	v_e m/min	v_e pies/min
O	O3.0.U.NS		250		95	310	300	985	400	1310	-	-
	O4.0.U.NS		250		120	390	315	1035	420	1380	-	-

Recomendaciones de avance

	GC1620 GC1630 H10F N20C CD15	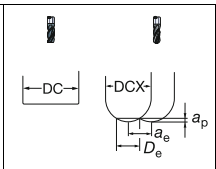	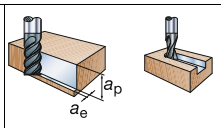	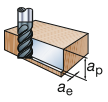	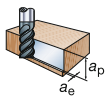	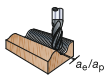						
Métrico	Dc o Dc2		f_z	f_z	f_z	f_z	f_z	f_z	f_z	f_z		
$n = \frac{1000 \times v_c}{\pi \times DC}$ (rpm)	mm	pulg.	mm/diente	pulg./diente	mm/diente	pulg./diente	mm/diente	pulg./diente	mm/diente	pulg./diente		
$v_f = n \times f_z \times ZEFP$ (mm/min)	1	.039	0.002	.0001	0.002	.0001	0.013	.0005	0.023	.0009		
	2	.079	0.004	.0002	0.003	.0001	0.032	.0013	0.056	.0022		
	3	.118	0.006	.0002	0.007	.0003	0.039	.0015	0.07	.0028		
$D_e = 2 \times \sqrt{a_p \times (DCX - a_p)}$ (mm)	3.175	.125 (1/8")	0.006	.0003	0.008	.0003	0.040	.0016	0.072	.0028		
	4	.157	0.008	.0003	0.014	.0006	0.045	.0018	0.08	.0031		
	4.76	.188 (3/16")	0.010	.0004	0.019	.0008	0.046	.0018	0.078	.0031		
Pulgadas	5	.197	0.011	.0004	0.021	.0008	0.046	.0018	0.078	.0031		
	6	.236	0.014	.0006	0.03	.0012	0.055	.0022	0.099	.0039		
$n = \frac{v_c \times 12}{\pi \times D_e}$ (rpm)	6.35	.250 (1/4")	0.015	.0006	0.031	.0012	0.056	.0022	0.102	.0040		
	8	.315	0.020	.0008	0.033	.0013	0.063	.0025	0.114	.0045		
$v_f = n \times f_z \times ZEFP$ (inch/min)	9.525	.375 (3/8")	0.025	.0010	0.050	.0020	0.069	.0027	0.124	.0049		
	10	.394	0.027	.0011	0.055	.0022	0.071	.0028	0.127	.0050		
	12	.472	0.036	.0014	0.071	.0028	0.077	.0030	0.139	.0055		
$D_e = 2 \times \sqrt{a_p \times (DCX - a_p)}$ (inch)	12.7	.500 (1/2")	0.039	.0015	0.074	.0029	0.079	.0031	0.143	.0056		
	15.875	.625 (5/8")	0.054	.0021	0.089	.0035	0.089	.0035	0.160	.0063		
Nota: En la fórmula de n los parámetros v_c y D_c se pueden sustituir por v_e y D_{c2}.	16	.630	0.055	.0022	0.09	.0035	0.089	.0035	0.161	.0063		
	19.05	.750 (3/4")	0.073	.0029	0.105	.0041	0.097	.0038	0.175	.0069		
	20	.787	0.078	.0031	0.11	.0043	0.1	.0039	0.18	.0071		
	25	.984	0.11	.0043	0.11	.0043	0.11	.0043	-	-		

SANDVIK Coromant

CoroMill® Plura Datos de corte

Recomendaciones de velocidad

					GC1610							
					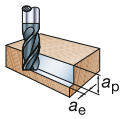							
					$a_e < 0.1 \times D_c$ $a_p < 0.05 \times D_c$		$a_e < 0.05 \times D_c$ $a_p < 0.01 \times D_c$		$a_e \leq 0,1 \times D_{c2}$ o D_e $a_p \leq 0,1 \times D_{c2}$ o D_e		$a_e \leq 0.01 \times D_{c2}$ or D_e $a_p \leq 0,1 \times D_{c2}$ o D_e	
ISO	**MC**	**CMC**	**HB**	**HRC**	v_e m/min	v_e pies/min	v_e m/min	v_e pies/min	v_e m/min	v_e pies/min	v_e m/min	v_e pies/min
P	P3.0.Z.HT	03.22	400		170	560	200	660	320	1050	815	2650
	P3.0.Z.HT	03.22	450		150	490	180	590	280	920	715	2350
K	K2.1.C.UT	08.1	200		265	870	300	980	510	1650	1300	4250
	K3.3.C.UT	09.2	250		220	720	255	840	420	1400	1070	3500
H	H1.1.Z.HA	04.1		48	130	430	170	560	270	890	680	2250
	H1.1.Z.HA	04.1		52	120	390	155	510	210	690	600	1950
	H1.2.Z.HA	04.1		55	105	340	110	360	200	660	425	1400
	H1.3.Z.HA	04.1		58	75	250	90	300	145	480	370	1200
	H1.3.Z.HA	04.1		60	65	210	80	260	130	430	320	1050
	H1.4.Z.HA	04.1		62	60	200	65	210	100	330	265	850

Recomendaciones de avance

GC1610	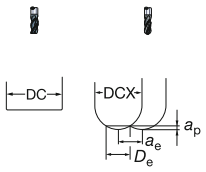		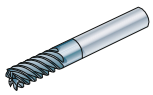		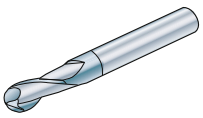			
					$a_e \leq 0,1 \times D_{c2}$ o D_e $a_p \leq 0,1 \times D_{c2}$ o D_e		$a_e \leq 0.01 \times D_{c2}$ or D_e $a_p \leq 0,1 \times D_{c2}$ o D_e	
Métrico $n = \frac{v_e \times 1000}{\pi \times D_e}$ (rpm) $v_f = n \times f_z \times ZEFP$ (mm/min) $D_e = 2 \times \sqrt{a_p \times (DCX - a_p)}$ (mm)	Dc o Dc2 mm	pulg.	f_z mm/diente	f_z pulg./diente	f_z mm/diente	f_z pulg./diente	f_z mm/diente	f_z pulg./diente
	1	.039	-	-	0.015	.0006	0.040	.0016
	2	.079	-	-	0.035	.0014	0.055	.0022
	3	.118	0.040	.0016	0.050	.0020	0.070	.0028
	3.175	.125 (1/8")	0.041	.0016	0.055	.0022	0.072	.0028
	4	.157	0.045	.0018	0.080	.0031	0.080	.0031
	4.76	.188 (3/16")	0.037	.0015	0.088	.0034	0.088	.0034
	5	.197	0.035	.0014	0.090	.0035	0.090	.0035
	6	.236	0.030	.0012	0.100	.0039	0.100	.0039
	6.35	.250 (1/4")	0.034	.0014	0.103	.0040	0.103	.0040
Pulgadas $n = \frac{v_c \times 12}{\pi \times D_e}$ (rpm) $v_f = n \times f_z \times ZEFP$ (inch/min) $D_e = 2 \times \sqrt{a_p \times (DCX - a_p)}$ (inch)	8	.315	0.055	.0022	0.115	.0045	0.115	.0045
	9.525	.375 (3/8")	0.066	.0026	0.123	.0048	0.123	.0048
	10	.394	0.070	.0028	0.125	.0049	0.125	.0049
	12	.472	0.075	.0030	0.140	.0055	0.140	.0055
	12.7	.500 (1/2")	0.078	.0031	0.144	.0056	0.144	.0056
	15.875	.625 (5/8")	0.090	.0035	-	-	-	-
	16	.630	0.090	.0035	0.160	.0063	0.160	.0063
	19.05	.750 (3/4")	0.098	.0038	-	-	-	-

Grandes demandas de seguridad en HSM

Las máquinas herramientas para el mecanizado a alta velocidad HSM deben protegerse bien para garantizar la seguridad, ya que pueden salir despedidas esquirlas o trozos de herramientas dañadas, pudiendo provocar accidentes graves. La maquinaria para alta velocidad debe ser “a prueba de balas”.El mecanizado sin refrigerante prolonga la duración de la herramienta

El fresado sin refrigerante prolonga la vida útil

Las fresas de punta esférica CoroMill Plura son capaces de soportar unas velocidades de corte y unas temperaturas constantes y elevadas. Su rendimiento en cuanto a duración de la herramienta y fiabilidad es, en la mayoría de los casos, mucho mejor en un entorno sin refrigerante siendo normales unas mejoras en duración de la herramienta de más de un 40%.

CoroMill® Plura Datos de corte

Recomendaciones de velocidad

GC1640					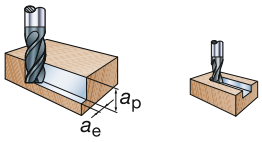 ap × ae ≤ Dc		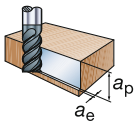 ap × ae < 0.5 × Dc	
ISO	MC	**CMC**	**HB**	**HRC**	v_e m/min	v_e pies/min	v_e m/min	v_e pies/min
P	P1.1.Z.AN	01.1	125		145	475	160	525
	P1.2.Z.AN	01.2	150		135	445	145	475
	P1.3.Z.AN	01.4	200		100	330	110	360
	P2.5.Z.HT	02.2	250		85	280	95	310
	P2.5.Z.HT	02.2	300		80	260	85	280
	P3.0.Z.HT	03.22	350		75	245	80	260
M	P5.0.Z.AN	05.11	200		65	215	70	230
	M1.0.Z.AQ	05.21	200		50	165	55	180
	M3.1.Z.AQ	05.51	230		35	115	40	130
K		07.1	150		130	425	140	450
	K2.2.C.UT	08.2	250		70	230	75	245
	K3.3.C.UT	09.2	200		105	345	115	375
S	S2.0.Z.AG	20.22	350		25	60	25	80
	S4.3.Z.AG	23.22	350		40	130	45	150

Recomendaciones de avance

GC1640			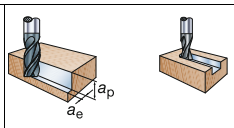		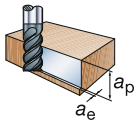	
Métrico	D_c mm	D_c pulg.	f_z mm/diente	f_z pulg./diente	f_z mm/diente	f_z pulg./diente
$n = \frac{v_c \times 1000}{\pi \times DC}$ (rpm)	6	.236	0.013	.0005	0.019	.0007
	6.35	.250 (1/4")	0.013	.0005	0.022	.0009
$v_f = n \times f_z \times ZEFP$ (mm/min)	8	.315	0.016	.0006	0.035	.0014
	9.525	.375 (3/8")	0.023	.0009	0.041	.0016
Pulgadas	10	.394	0.025	.0010	0.043	.0017
$n = \frac{v_c \times 12}{\pi \times D_e}$ (rpm)	12	.472	0.031	.0012	0.055	.0022
	12.7	.500 (1/2")	0.035	.0014	0.057	.0023
$v_f = n \times f_z \times ZEFP$ (inch/min)	15.875	.625 (5/8")	0.052	.0020	0.068	.0027
	16	.630	0.053	.0021	0.069	.0027
$D_e = 2 \times \sqrt{a_p \times (DCX - a_p)}$ (inch)	19.05	.750 (3/4")	0.065	.0026	0.081	.0032
	20	.787	0.069	.0027	0.085	.0033

CoroMill® Plura Datos de corte

Recomendaciones de velocidad

GC1620					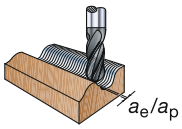				GC1610 1700					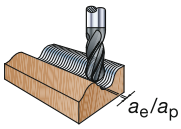			
					$a_e \le 0.1 \times D_{c2}$ $a_p \le 0.1 \times D_{c2}$		$a_e \le 0.01 \times D_{c2}$ $a_p \le 0.01 \times D_{c2}$							$a_e \le 0.1 \times D_{c2}$ $a_p \le 0.1 \times D_{c2}$		$a_e \le 0.01 \times D_{c2}$ $a_p \le 0.01 \times D_{c2}$	
ISO	MC	CMC	HB	HRC	v_e m/min	v_e feet/min (pies/min)	v_e m/min	v_e feet/min (pies/min)	ISO	MC	CMC	HB	HRC	v_e m/min	v_e feet/min (pies/min)	v_e m/min	v_e feet/min (pies/min)
P	P2.5.Z.HT	02.2	300		202	663	315	1033	P	P3.0.Z.HT	03.22	400		320	1050	815	2673
	P3.0.Z.HT	03.22	400		162	531	260	853		P3.0.Z.HT	03.22	450		280	918	715	2345
	P3.0.Z.HT	03.22	450		140	459	225	738									
H	H1.1.Z.HA	04.1		50	107	851	171	561	H	H1.1.Z.HA	04.1		48	270	886	680	2230
	H1.2.Z.HA	04.1		55	98	321	156	512		H1.1.Z.HA	04.1		52	210	689	600	1968
										H1.2.Z.HA	04.1		55	200	656	425	1394
										H1.3.Z.HA	04.1		58	145	476	370	1214
										H1.3.Z.HA	04.1		60	130	426	320	1050
										H1.4.Z.HA	04.1		62	100	328	265	869

Recomendaciones de avance

GC1610 GC1620 1700	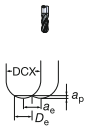		 $a_e < 0.1 \times D_{c2}$ $a_p < 0.1 \times D_{c2}$		 $a_e < 0.01 \times D_{c2}$ $a_p < 0.01 \times D_{c2}$	
Métrico $n = \frac{v_e \times 1000}{\pi \times D_e}$ (rpm) $v_f = n \times f_z \times ZEFP$ (mm/min) $D_e = 2 \times \sqrt{a_p \times (DCX - a_p)}$ (mm)	D_{c2} mm	pulg.	f_z mm/diente	f_z pulg./diente	f_z mm/diente	f_z pulg./diente
	1	.039	0.015	.0006	0.040	.0016
	2	.079	0.035	.0014	0.055	.0022
	3	.118	0.050	.0020	0.070	.0028
	3.175	.125	0.055	.0022	0.072	.0028
	4	.157	0.080	.0031	0.080	.0031
	4.76	.188	0.088	.0034	0.088	.0034
Pulgadas $n = \frac{v_c \times 12}{\pi \times D_e}$ (rpm) $v_f = n \times f_z \times ZEFP$ (inch/min) $D_e = 2 \times \sqrt{a_p \times (DCX - a_p)}$ (inch)	5	.197	0.090	.0035	0.090	.0035
	6	.236	0.100	.0039	0.100	.0039
	6.35	.250	0.103	.0040	0.103	.0040
	8	.315	0.115	.0045	0.115	.0045
	9.525	.375	0.123	.0048	0.123	.0048
	10	.394	0.125	.0049	0.125	.0049
	12	.472	0.140	.0055	0.140	.0055
	12.7	.500	0.144	.0056	0.144	.0056
	15.875	.625	-	-	-	-
	16	.630	0.160	.0063	0.160	.0063

CoroMill® Plura, datos de corte para fresado de roscas

Recomendaciones de velocidad y avance

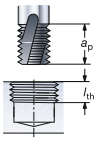

$l_{Th} = 0.5 \times a_p$

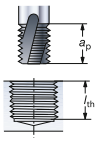

$l_{Th} = a_p$

ISO	Material MC	Dureza HB	Dureza HRC	Fresa para roscar Rosca	Dimensiones, mm, pulg. DC	DC"	ZEFP	Velocidad de corte v_c M/min	Velocidad de corte v_c p/min	Avance por diente, f_z mm	Avance por diente, f_z pulg.	Velocidad de corte v_c M/min	Velocidad de corte v_c p/min	Avance por diente, f_z mm	Avance por diente, f_z pulg.
P	**Acero no aleado**			M4	3.2	.126	3	152	500	0.030	.0012	141	465	0.018	.0007
	P1.1.Z.AN	125		M10	8.2	.323	4	132	435	0.052	.0020	124	410	0.029	.0012
				M20	16	.630	5	141	465	0.130	.0051	131	430	0.069	.0028
	Acero de baja aleación			M4	3.2	.126	3	147	485	0.012	.0005	137	440	0.006	.0003
	P2.5.Z.HT	300		M10	8.2	.323	4	164	540	0.086	.0034	153	500	0.050	.0020
				M20	16	.630	5	173	570	0.089	.0036	162	535	0.118	.0046
	Acero de alta aleación			M4	3.2	.126	3	163	540	0.035	.0014	151	500	0.015	.0006
	P3.0.Z.HT	450		M10	8.2	.323	4	164	550	0.061	.0024	153	520	0.049	.0020
				M20	16	.630	5	173	570	0.012	.0005	162	540	0.118	.0046
M	**Acero inoxidable**			M4	3.2	.126	3	81	265	0.024	.0010	75	245	0.009	.0004
	P5.0.Z.AN	200		M10	8.2	.323	4	82	270	0.052	.0020	76	250	0.036	.0014
				M20	16	.630	5	86	280	0.089	.0036	93	310	0.089	.0036
				M4	3.2	.126	3	53	175	0.018	.0007	49	160	0.007	.0007
	M1.0.Z.AQ	200		M10	8.2	.323	4	53	175	0.052	.0020	50	165	0.027	.0012
				M20	16	.630	5	56	185	0.089	.0036	53	175	0.072	.0029
				M4	3.2	.126	3	53	175	0.018	.0008	49	160	0.007	.0003
	M3.1.Z.AQ	230		M10	8.2	.323	4	53	175	0.052	.0020	50	165	0.027	.0012
				M20	16	.630	5	56	185	0.131	.0052	53	175	0.074	.0030
K	**Fundición maleable**			M4	3.2	.126	3	80	265	0.020	.0008	77	260	0.016	.0006
				M10	8.2	.323	4	89	290	0.061	.0022	83	275	0.036	.0014
	K1.1.C.NS			M20	16	.630	5	82	270	0.084	.0032	83	275	0.089	.0036
	Fundición gris			M4	3.2	.126	3	76	260	0.018	.0007	73	250	0.014	.0006
	K2.2.C.UT			M10	8.2	.323	4	86	310	0.038	.0014	79	285	0.034	.0013
				M20	16	.630	5	79	285	0.075	.0030	80	290	0.080	.0032
	Fundición nodular			M4	3.2	.126	3	101	340	0.027	.0012	97	330	0.020	.0008
	K3.1.C.UT			M10	8.2	.323	4	104	345	0.047	.0020	105	340	0.048	.0020
				M20	16	.630	5	104	345	0.089	.0036	97	330	0.067	.0026
N	**Aluminio**			M4	3.2	.126	3	503	1660	0.040	.0016	503	1660	0.035	.0014
	N1.2.Z.UT	60		M10	8.2	.323	4	1120	3700	0.089	.0036	1060	3500	0.061	.0024
				M20	16	.630	5	1130	3750	0.089	.0036	1060	3500	0.089	.0036
	N1.3.C.UT	95		M4	3.2	.126	3	434	1430	0.040	.0016	404	1330	0.018	.0007
				M10	8.2	.323	4	461	1520	0.061	.0025	432	1420	0.061	.0034
				M20	16	.630	5	467	1540	0.089	.0036	436	1445	0.089	.0036
		150		M4	3.2	.126	3	273	900	0.028	.0011	262	890	0.021	.0009
				M10	8.2	.323	4	278	920	0.053	.0021	260	870	0.026	.0012
				M20	16	.630	5	282	930	0.089	.0036	263	880	0.071	.0028
S	**Aleaciones termorresistentes**			M4	3.2	.126	3	35	115	0.006	.0002	35	115	0.003	.0001
				M10	8.2	.323	4	37	120	0.023	.0011	35	115	0.013	.0006
	S1.0.U.AN	200		M20	16	.630	5	38	125	0.066	.0026	38	125	0.063	.0025
	Aleaciones de titanio			M4	3.2	.126	3	30	100	0.030	.0012	29	100	0.020	.0008
	S2.0.Z.AG	300		M10	8.2	.323	4	32	105	0.013	.0006	30	100	0.007	.0003
				M20	16	.630	5	32	105	0.037	.0015	30	100	0.018	.0007
	S4.2.Z.AN	300		M4	3.2	.126	3	55	180	0.012	.0005	51	165	0.060	.0022
				M10	8.2	.323	4	58	190	0.037	.0015	54	175	0.020	.0008
				M20	12	.472	6	59	195	0.089	.0036	55	180	0.051	.0022
H				M4	4.5	.177	4	43	140	0.010	.0004	40	130	0.005	.0002
	H1.3.Z.HA		55	M10	8.2	.323	5	42	135	0.022	.0010	45	150	0.035	.0014
				M20	12	.472	5	45	150	0.042	.0017	42	135	0.021	.0009
	H1.3.Z.HA		60	M4	4.5	.177	4	30	100	0.005	.0002	30	100	0.003	.0001
				M10	8.2	.323	5	29	100	0.011	.0005	28	100	0.006	.0002
				M20	12	.472	5	30	100	0.022	.0010	28	100	0.010	.0004

Datos de corte para CoroMill® 316

Recomendaciones de velocidad

CoroMill® 316				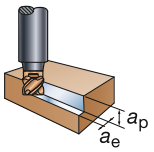		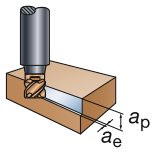		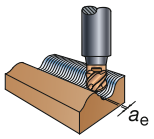	
				a_p<=Máx a_p[1]	$a_e \leq 1.0 \times D_c$	a_p<=Máx a_p[1]	$a_e \leq 0.3 \times D_c$	$a_e \leq 0.005 \times D_c$	
ISO	**MC**	**CMC**	**HB**	v_c m/min	v_c pie/min	v_c m/min	v_c pie/min	v_c m/min	v_c pie/min
P	P1.1.Z.AN	01.1	125	190	625	280	920	630	2065
	P1.2.Z.AN	01.2	150	170	560	255	835	580	1905
	P1.3.Z.AN	01.4	210	150	490	225	740	510	1675
	P2.1.Z.AN	02.1	175	165	540	245	805	555	1820
	P2.5.Z.HT	02.2	300	100	330	150	490	340	1115
	P3.0.Z.AN	03.11	200	170	560	250	820	570	1870
	P3.0.Z.HT	03.22	380	80	260	120	395	280	920
M	P5.0.Z.AN	05.11	200	70	230	110	360	240	785
	M1.0.Z.AQ	05.21	200	55	180	85	280	190	625
	M3.1.Z.AQ	05.51	230	45	150	70	230	155	510
K		07.1	130	120	395	180	590	395	1295
	K2.1.C.UT	08.1	180	130	425	190	625	420	1380
	K2.2.C.UT	08.2	245	110	360	160	525	360	1180
	K3.1.C.UT	09.1	250	105	345	155	510	350	1150
N	N1.3.C.AG	30.22	90	1000	3280	1100	3610	1300	4265
S	S2.0.Z.AG	20.22	350	25	80	35	115	80	260
	S4.3.Z.AG	23.22	350	40	150	80	260	150	490

Recomendaciones de avance

CoroMill® 316 GC1030/H10F		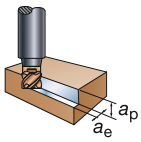		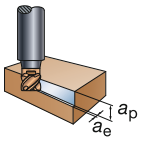		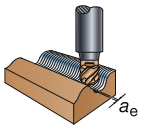		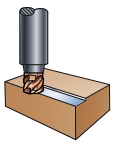 Avance elevado	
		a_p<=Máx a_p[1]	$a_e \leq 1.0 \times D_c$	a_p<=Máx a_p[1]	$a_e \leq 0.3 \times D_c$	$a_e \leq 0.005 \times D_c$	$a_e \leq 0.005 \times D_c$	*316-**H**50-****P	
D_c mm	**D_c pulgadas**	f_z mm/diente	f_z pulgadas/diente	f_z mm/diente	f_z pulgadas/diente	f_z mm/diente	f_z pulgadas/diente	f_z mm/diente	f_z pulgadas/diente
10	**.375**	0.045	.0018	0.070	.0028	0.120	.0047	0.25	.0098
12	**.500**	0.055	.0022	0.085	.0033	0.140	.0055	0.30	.0118
16	**.625**	0.065	.0026	0.110	.0043	0.160	.0063	0.40	.0157
20	**.750**	0.080	.0031	0.130	.0051	0.180	.0071	0.50	.0197
25	**1.000**	0.100	.0039	0.160	.0063	0.200	.0079	0.60	.0236

[1] Consultar el valor a_p máx en las páginas de pedido.

Herramientas de fresado en escuadra

κ_r 90° (0°)	Geometría de plaquita	Tamaño de plaquita	Avance por diente, f_z (mm/diente) Valor de partida	(mín.—máx.)	Espesor de viruta máx., hex mm Valor de partida	(mín.—máx.)	Avance por diente, f_z (pulg./diente) Valor de partida	(mín.—máx.)	Espesor máx. de la viruta, hex., (pulg.) Valor de partida	(mín.—máx.)
CoroMill® 490	M-PL		0.10	(0.05-0.15)	0.10	(0.05-0.15)	.004	(.002-.006)	.004	(.002-.006)
	M-PM		0.17	(0.10-0.20)	0.17	(0.10-0.20)	.007	(.004-.008)	.007	(.004-.008)
	M-PH		0.22	(0.15-0.25)	0.22	(0.15-0.25)	.006	(.006-.010)	.006	(.006-.010)
	E-ML	8	0.15	(0.12-0.18)	0.15	(0.12-0.18)	.006	(.005-.007)	.006	(.005-.007)
	E-MM		0.17	(0.15-0.20)	0.17	(0.15-0.20)	.007	(.006-.008)	.007	(.006-.008)
	M-MM		0.17	(0.10-0.17)	0.17	(0.10-0.17)	.007	(.006-.008)	.007	(.006-.008)
	M-KL		0.10	(0.05-0.15)	0.10	(0.05-0.15)	.004	(.002-.006)	.004	(.002-.006)
	M-KM		0.17	(0.10-0.20)	0.17	(0.10-0.20)	.007	(.004-.008)	.007	(.004-.008)
	M-KH		0.25	(0.15-0.30)	0.25	(0.15-0.30)	.010	(.006-.012)	.010	(.006-.012)
	M-PL		0.10	(0.05-0.15)	0.10	(0.05-0.15)	.004	(.002-.006)	.004	(.002-.006)
	M-PM		0.17	(0.12-0,25)	0.17	(0.12-0,25)	.007	(.005-.010)	.007	(.005-.010)
	M-PH		0.28	(0.20-0,35)	0.28	(0.20-0,35)	.011	(.008-.014)	.011	(.008-.014)
	E-ML	14	0.14	(0.08-0.18)	0.14	(0.08-0.18)	.006	(.003-.007)	.006	(.003-.007)
	E-MM		0.12	(0.12-.0.22)	0.12	(0.12-.0.22)	.007	(.005-.009)	.007	(.005-.009)
	M-MM		0.16	(0.12-0.20)	0.16	(0.12-0.20)	.006	(.005-.008)	.006	(.005-.008)
CoroMill® 390										
	E-PL	11	0.08	(0.05- 0.12)	0.08	(0.05- 0.12)	.003	(.002-.005)	.003	(.002-.005)
	E-ML		0.10	(0.05- 0.15)	0.10	(0.05- 0.15)	.004	(.002-.006)	.004	(.002-.006)
	E-KL		0.08	(0.05- 0.12)	0.08	(0.05- 0.12)	.003	(.002-.005)	.003	(.002-.005)
	E-NL		0.20	(0.10-0.30)	0.20	(0.10-0.30)	.008	(.004-.012)	.008	(.004-.012)
	M-PL	11	0.08	(0.05- 0.12)	0.08	(0.05- 0.12)	.003	(.002-.006)	.003	(.002-.006)
	M-KL		0.10	(0.05- 0.15)	0.10	(0.05- 0.15)	.004	(.003-.006)	.004	(.003-.006)
	E-PL	17	0.08	(0.05- 0.12)	0.08	(0.05- 0.12)	.003	(.002-.005)	.003	(.002-.005)
	E-ML		0.10	(0.05- 0.15)	0.10	(0.05- 0.15)	.004	(.002-.006)	.004	(.002-.006)
	E-KL		0.08	(0.05- 0.12)	0.08	(0.05- 0.12)	.003	(.002-.005)	.003	(.002-.005)
	E-NL		0.2	(0.10-0.30)	0.2	(0.10-0.30)	.008	(.004-.012)	.008	(.004-.012)
	M-PL	17	0.08	(0.05- 0.15)	0.08	(0.05- 0.15)	.003	(.002-.006)	.003	(.002-.006)
	M-KL		0.10	(0.08-0.15)	0.10	(0.08-0.15)	.004	(.003-.006)	.004	(.003-.006)
	E-PM	11	0.10	(0.08-0.15)	0.10	(0.08-0.15)	.004	(.003-.006)	.004	(.003-.006)
	E-MM		0.13	(0.08-0.20)	0.13	(0.08-0.20)	.005	(.003-.008)	.005	(.003-.008)
	E-KM		0.12	(0.12-0.20)	0.12	(0.12-0.20)	.005	(.005-.008)	.005	(.005-.008)
	M-PM	11	0.10	(0.08-0.15)	0.10	(0.08-0.15)	.004	(.003-.006)	.004	(.003-.006)
	M-MM		0.13	(0.08-0.20)	0.13	(0.08-0.20)	.005	(.003-.008)	.005	(.003-.008)
	M-KM		0.12	(0.12-0.20)	0.12	(0.12-0.20)	.005	(.005-.008)	.005	(.005-.008)
	E-PM	17	0.10	(0.08-0.15)	0.10	(0.08-0.15)	.004	(.003-.006)	.004	(.003-.006)
	E-MM		0.15	(0.08-0.20)	0.15	(0.08-0.20)	.006	(.003-.008)	.006	(.003-.008)
	E-KM		0.15	(0.12-0.20)	0.15	(0.12-0.20)	.005	(.005-.008)	.005	(.005-.008)
	M-PM	17	0.10	(0.08-0.15)	0.10	(0.08-0.15)	.004	(.003-.006)	.004	(.003-.006)
	M-MM		0.15	(0.08-0.20)	0.15	(0.08-0.20)	.006	(.003-.008)	.006	(.003-.008)
	M-KM		0.15	(0.12-0.20)	0.15	(0.12-0.20)	.006	(.005-.008)	.006	(.005-.008)
	M-PH	11	0.12	(0.08-0.15)	0.12	(0.08-0.20)	.005	(.003-.008)	.005	(.003-.008)
	M-MH		0.16	(0.08-0.22)	0.16	(0.08-0.22)	.006	(.003-.009)	.006	(.003-.009)
	M-KH		0.15	(0.12-0.22)	0.15	(0.12-0.22)	.006	(.005-.009)	.006	(.005-.009)
	M-PH	17	0.20	(0.15-0.35)	0.20	(0.15-0.35)	.008	(.006-.014)	.008	(.006-.014)
	M-KH		0.20	(0.15-0.35)	0.20	(0.15-0.35)	.008	(.006-.014)	.008	(.006-.014)
	H-PL	18	0.10	(0.05-0.19)	0.10	(0.05-0.19)	.004	(.002-.007)	.004	(.002-.007)
	H-ML		0.10	(0.05-0.19)	0.10	(0.05-0.19)	.004	(.002-.007)	.004	(.002-.007)
	H-KL		0.10	(0.05-0.19)	0.10	(0.05-0.19)	.004	(.002-.007)	.004	(.002-.007)
	M-PM	18	0.20	(0.08-0.30)	0.20	(0.08-0.30)	.008	(.003-.012)	.008	(.003-.012)
	M-MM		0.20	(0.08-0.30)	0.20	(0.08-0.30)	.008	(.003-.012)	.008	(.003-.012)
	M-KM		0.20	(0.08-0.30)	0.20	(0.08-0.30)	.008	(.003-.012)	.008	(.003-.012)
	E (PCD)	11	0.15	(0.10-0.25)	0.15	(0.10-0.25)	.006	(.004-.010)	.006	(.004-.010)
	E (PCD)	17	0.15	(0.10-0.25)	0.15	(0.10-0.25)	.006	(.004-.010)	.006	(.004-.010)

Herramientas de fresado en escuadra

κ_r 90° (0°)	Geometría de plaquita	Tamaño de plaquita	Avance por diente, f_z (mm/diente) Valor de partida	(mín.—máx.)	Espesor de viruta máx., hex mm Valor de partida	(mín.—máx.)	Avance por diente, f_z (pulg./diente) Valor de partida	(mín.—máx.)	Espesor máx. de la viruta, hex., (pulg.) Valor de partida	(mín.—máx.)
CoroMill® 690	M-P-SL M-E-SL	10	0.10	(0.05-0.2)	0.10	(0.05-0.15)	.004	(.002-.008)	.004	(.002-.006)
	M-P-SL M-E-SL	14	0.12	(0.05-0.2)	0.12	(0.05-0.15)	.005	(.002-.008)	.005	(.002-.006)
Coromant de filo largo para acabado *18 plaquitas finales de corte	-PL2 -PL -ML2 -ML -2 -AL	18*/19	0.15	(0.05-0.2)	0.15	(0.05-0.2)	.005	(.002-.008)	.005	(.002-.008)
CoroMill® 790	H-NL	16	0.2	(0.1-0.3)	0.2	(0.1-0.3)	.008	(.004-.012)	.008	(.004-.012)
	H-NM	16	0.3	(0.1-0.4)	0.3	(0.1-0.4)	.012	(.004-.016)	.012	(.004-.016)
	H-PL	16	0.15	(0.1-0.2)	0.15	(0.1-0.2)	.006	(.004-.008)	.006	(.004-.008)
	H-NL	22	0.3	(0.1-0.4)	0.3	(0.1-0.4)	.012	(.004-.016)	.012	(.004-.016)
	H-NM	22	0.6	(0.2-0.6)	0.6	(0.2-0.6)	.024	(.008-.024)	.024	(.008-.024)
	H-PL	22	0.15	(0.1-0.2)	0.05	(0.02-0.08)	.006	(.004-.008)	.002	(.002-.003)
CoroMill® Century  R590 RA590	-NL CD10		0.15	(0.1-0.2)	0.15	(0.1-0.2)	.006	(.002-.012)	.006	(.002-.012)
	-NL H10		0.20	(0.1-0.4)	0.20	(0.1-0.4)	.008	(.004-.016)	.008	(.004-.016)

Herramientas de fresado en escuadra

κ_r 90° (0°)	Geometría de plaquita	Tamaño de plaquita	Avance por diente, f_z (mm/diente) Valor de partida	(mín.—máx.)	Espesor de viruta máx., hex mm Valor de partida	(mín.—máx.)	Avance por diente, f_z (pulg./diente) Valor de partida	(mín.—máx.)	Espesor máx. de la viruta, hex., (pulg.) Valor de partida	(mín.—máx.)
AUTO-FS Acabado R/LA262.4 R/L262.4 R/L262.42	SBEN SBEX SBEX-11		0.17	(0.1-0.3)	0.17	(0.1-0.3)	.007	(.004-.012)	.007	(.004-.012)
Herramientas de planeado κ_r 75° -10°	Geometría de plaquita	Tamaño de plaquita	Valor de partida	(mín.—máx).	Valor de partida	(mín.—máx.)	Valor de partida	(mín.—máx).	Valor de partida	(mín.—máx).
CoroMill® 345 	E-PL E-ML E-KL M-PL M-KL	13	0.15	(0.07-0.20)	0.10	(0.07-0.14)	.006	(.003-.008)	.004	(.003-.006)
	M-PM M-MM M-KM		0.30	(0.15-0.45)	0.21	(0.10-0.32)	.012	(.006-.018)	.008	(.004-.013)
	M-PH		0.45	(0.35-0.55)	0.32	(0.25-0.39)	.018	(.014-.022)	.013	(.010-.015)
	M-KH		0.40	(0.30-0.50)	0.28	(0.21-0.35)	.016	(.012-.020)	.011	(.008-.014)
CoroMill® 245 	E-PL E-ML E-KL		0.14	(0.08-0.21)	0.10	(0.06-0.15)	.006	(.003-.008)	.004	(.002-.006)
	CT530 H13A H10		0.11	(0.07-0.17)	0.08	(0.06-0.12)	.004	(.003-.007)	.003	(.008-.014)
	M-PL M-KL		0.17	(0.07-0.21)	0.12	(0.06-0.15)	.007	(.003-.008)	.005	(.002-.006)
	M-PM M-KM		0.24	(0.10-0.28)	0.17	(0.07-0.20)	.009	(.004-.011)	.007	(.003-.008)
	CT530 H13A		0.12	(0.08-0.18)	0.09	(0.06-0.13)	.005	(.003-.007)	.004	(.002-.005)
	K-MM		0.23	(0.10-0.28)	0.16	(0.07-0.20)	.009	(.004-.011)	.006	(.003-.008)
	M-PH M-KH		0.35	(0.10-0.42)	0.25	(0.07-0.30)	.014	(.004-.017)	.010	(.003-.030)
	E-AL		0.24	(0.10-0.28)	0.17	(0.07-0.28)	.009	(.004-.011)	.010	(.003-.08)
	Ecerámica CC6190		0.21	(0.10-0.30)	0.15	(0.07-0.20)	.008	(.004-.012)	.006	(.003-.008)
	E CBN CB50		0.14	(0.07-0.21)	0.10	(0.06-0.15)	.006	(.003-.008)	.004	(.002-.006)
	E PCD CD10		0.14	(0.07-0.21)	0.10	(0.06-0.15)	.006	(.003-.008)	.004	(.002-.006)

Herramientas de planeado

κ_r 75° -10°	Geometría de plaquita	Tamaño de plaquita	Avance por diente, f_z (mm/diente) Valor de partida	(mín.—máx.)	Espesor de viruta máx., hex mm Valor de partida	(mín.—máx.)	Avance por diente, f_z (pulg./diente) Valor de partida	(mín.—máx.)	Espesor máx. de la viruta, hex., (pulg.) Valor de partida	(mín.—máx.)
CoroMill® 365	-PL	15	0.20	(0.12-0.28)	0.18	(0.11-0.25)	.008	(.005-.011)	.008	(.004-.010)
	-PM		0.22	(0.15-0.28)	0.20	(0.14-0.25)	.009	(.005-.011)	.008	(.006-.010)
	-KL		0.22	(0.12-0.35)	0.20	(0.11-0.32)	.009	(.004-.011)	.008	(.004-.013)
	-KM		0.25	(0.15-0.35)	0.23	(0.14-0.32)	.010	(.006-.014)	.009	(.006-.013)
Sandvik AUTO	TNHF-WL TNEF-WL		0.17	(0.08-0.21)	0.12	(0.06-0.15)	.007	(.003-.008)	.005	(.002-.006)
	TNHF-CA TNEF-CA		0.24	(0.1-0.42)	0.17	(0.07-0.30)	.009	(.004-.017)	.007	(.003-.012)
	TNHF-65 TNEF-65		0.24	(0.1-0.28)	0.17	(0.07-0.20)	.009	(.004-.011)	.007	(.003-.008)
	TNJN		0.35	(0.1-0.70)	0.25	(0.07-0.50)	.014	(.004-.028)	.010	(.003-.020)
	TNEN		0.24	(0.1-0.28)	0.17	(0.07-0.20)	.009	(.004-.011)	.007	(.003-.008)
	TNCN									
AUTO-AF	N260.8-F N260.8-L		0.15	(0.08-o.20)	0.15	(0.08-o.20)	.006	(.003-.008)	.006	(.003-.008)
CoroMill® 360	PH MH KH	19 28	0.45	(0.30-0.70)	0.40	(0.25-0.60)	.018	(.012-.028)	.016	(.010-.024)
CoroMill® 210			Planeado				Planeado			
	M-PM	09	1.0	(0.40-2.0)	0.17	(0.07-0.35)	0.039	(.016-.079)	.007	(.003-.014)
	M-KM	14	1.5	(0.5-3.0)	0.26	(0.08-0.52)	.059	(.020-.118)	.010	(.003-.020)
	M-MM									
			Penetración				Penetración			
	E-PM									
	E-MM	09	0.15	(0.01-0.2)	0.17	(0.07-0.35)	.006	(.001-.008)	.007	(.003-.014)
	E-KM	14	0.20	(0.01-0.25)	0.26	(0.08-0.52)	.008	(.001-.008)	.010	(.003-.020)

Herramientas de fresado de perfiles

	Geometría de plaquita	Tamaño de plaquita mm	pulg.	Avance por diente, f_z	Espesor de viruta máx., hex mm Valor de partida	(mín.—máx.)	Espesor máx. de la viruta, hex., (pulg.) Valor de partida	(mín.—máx.)
Redondas								
CoroMill® 200	-PL -ML -KL	10 12 16 20	.375 .500 .750		0.08	(0.05-0.12)	.003	(.002-.005)
	-PM -KM -MM -WM	10 12 16 20	.375 .500 .750		0.17	(0.10-0.20)	.007	(.004-.008)
	-PH -KH -WH	10 12 16 20	.375 .500 .750		0.25	(0.10-0.30)	.010	(.002-.012)
	CBN	12			0.10	(0.05-0.15)	.004	(.002-.006)
	Cerámica	12 , 16			0.20	(0.07-0.30)	.008	(.003-0.30)
CoroMill® 300	E-PL E-ML	8 10 12 13 16 20 25,4		Plaquita redonda para planeado (a_p <iC/2) mm.	0.08 0.13 0.15 0.18 0.20	(0.05-0.15) (0.05-0.15) (0.05-0.20) (0.05-0.20) (0.05-0.25)	.005 .005 .006 .007 .008	(.002-.006) (.002-.006) (.002-.008) (.002-.008) (.002-.010)
	E-PM E-MM	5 7 8 9 10 12 13 16 20		$f_z = \frac{h_{ex} \times iC}{2 \times \sqrt{a_p \times iC - a_p^2}}$	0.08 0.10 0.13 0.18 0.18 0.18 0.2 0.2 0.25	(0.05-0.12) (0.05-0.15) (0.05-0.20) (0.05-0.25) (0.05-0.25) (0.05-0.25) (0.05-0.30) (0.05-0.30) (0.05-0.40)	.003 .004 .005 .007 .007 .007 .008 .008 .010	(.002-.005) (.002-.006) (.002-.008) (.002-.010) (.002-.010) (.002-.010) (.002-.012) (.002-.012) (.002-.016)
	M-PM M-MM	8 10 12 13 16 20 25.4		Fresado lateral (a_e<D_{cap}/2) y plaquita redonda (a_p<iC/2) mm. $f_z = \frac{h_{ex} \times iC \times D_{cap}}{4 \times \sqrt{a_p \times iC \times a_p^2 \times \sqrt{D_{cap} \times a_e - a_e^2}}}$	0.13 0.15 0.15 0.18 0.2	(0.07-0.20) (0.07-0.25) (0.07-0.25) (0.07-0.25) (0.07-0.30)	.005 .006 .006 .007 .008	(.003-.008) (.003-.010) (.003-.010) (.003-.010) (.003-.012)
	M-PH M-MH	8 9 10 12 13 16 20			0.15 0.20 0.20 0.25 0.35	(0.07-0.25) (0.07-0.30) (0.07-0.30) (0.07-0.40) (0.07-0.55)	.006 .008 .008 .008 .010 .014	(.003-.010) (.003-.012) (.003-.012) (.003-.012) (.003-.016) (.003-.022)
Punta esférica								
CoroMill Punta esférica	M-MM	10 12 16 20 25 30 32 40 50	.375 .500 .625 .750 1.00 1.25 1.50 2.00	Avance por diente (mm/diente), fresa centrada $f_z = \frac{D_c \times h_{ex}}{D_{cap}}$	0.10 0.10 0.15 0.15 0.17 0.17 0.20	(0.08-0.21) (0.08-0.21) (0.08-0.25) (0.08-0.25) (0.08-0.28) (0.08-0.28) (0.10-0.42)	.004 .004 .006 .006 .007 .008 .010	(.003-.008) (.003-.008) (.003-.010) (.003-.010) (.003-.011) (.004-.017) (.004-.017)
R216	E-M	10 12 16 20 25 30 32 40 50	.375 .500 .625 .750 1.00 1.25 1.5 2.00	Avance por diente (mm/diente), fresado periférico $f_z = \frac{D_3 \times h_{ex}}{\sqrt{D_{cap}^2 - (D_{cap} - 2 \times a_e)^2}}$	0.10 0.10 0.10 0.15 0.15 0.17 0.17 0.2 0.20	(0.05.-0.21) (0.05.-0.21) (0.05.-0.21) (0.05.-0.25) (0.05.-0.25) (0.05-0.28) (0.05-0.28) (0.05-0.35) (0.05-0.35)	.004 .004 .004 .006 .006 .007 .007 .008 .008	(.002-0.21) (.002-0.21) (.002-0.21) (.002-0.25) (.002-0.25) (.002-0.25) (.002-0.25) (.002-0.25) (.002-0.25)

Herramientas de fresado de perfiles

	Geometría de plaquita	Tamaño de plaquita mm	Pulgadas	Avance por diente, f_z (mm/diente) Valor de partida	(mín.—máx.)	Espesor de viruta máx., hex mm Valor de partida	(mín.—máx.)	Avance por diente, f_z (pulg./diente) Valor de partida	(mín.—máx.)	Espesor máx. de la viruta, hex., (pulg.) Valor de partida	(mín.—máx.)
Punta esférica											
CoroMill® 216F	E-L	8	.312	0.12	(0.10-0.25)	0.07	(0.05-0.18)	.005	(.004-.010)	.003	(.002-.007)
		10	.375	0.12	(0.10-0.25)	0.07	(0.05-0.18)	.005	(.004-.010)	.004	(.002-.007)
		12	.500	0.15	(0.15-0.35)	0.09	(0.07-0.22)	.006	(.006-.014)	.004	(.003-.009)
		16	.625	0.17	(0.15-0.35)	0.11	(0.07-0.25)	.007	(.006-.014)	.004	(.003-.010)
		20	.750	0.17	(0.15-0.35)	0.11	(0.07-0.25)	.007	(.006-.014)	.004	(.003-.010)
		25	1.000	0.20	(0.15-0.35)	0.13	(0.07-0.40)	.008	(.006-.016)	.005	(.003-.011)
		30	1.000	0.20	(0.15-0.35)	0.13	(0.07-0.40)	.008	(.006-.016)	.005	(.003-.011)
		32	1.250	0.20	(0.15-0.35)	0.13	(0.07-0.40)	.008	(.006-.016)	.005	(.003-.011)

Herramientas de fresado de ranuras

	Geometría de plaquita	Tamaño de asiento mm	pulg.	Avance por diente, f_z (mm/diente) Valor de partida	(mín.—máx.)	Espesor de viruta máx., hex mm Valor de partida	(mín.—máx.)	Avance por diente, f_z (pulg./diente) Valor de partida	(mín.—máx.)	Espesor máx. de la viruta, hex., (pulg.) Valor de partida	(mín.—máx.)
Fresas de disco											
CoroMill® 327	-GM	06		0.05	(0.02-0.06)	0.05		.0020	(.0008-.0024)	.0020	
	-GMM	09		0.06	(0.03-0.08)	0.06		.0024	(.0012-.0031)	.0024	
	-GC	12		0.07	(0.04-0.1)	0.07		.0028	(.0016-.0039)	.0028	
	-CH	14-28		0.07	(0.04-0.1)	0.07		.0028	(.0016-.0039)	.0028	
	-TH	14-35		0.06	(0.03-0.08)	0.06		.0024	(.0012-.0031)	.0024	
	-THM										
	-RM										
		Tamaño de plaquita mm	pulg.								
CoroMill® 328 	-GM	13		0.15	(0.1-0.2)	0.1	(0.05-0.15)	.006	(.004-.008)	.004	(.002-.006)
	-GC										
	-TH										
CoroMill® 329	Tamaño de asiento -D,-E -F,-G -H,-J,-K			0.1	(0.07-0.17)	0.07	(0.05-0.12)	.004	(.003-.007)	.003	(.002-.005)
CoroMill® 331	-PL, -ML, -KL	04, 05		0.15	(0.05-0.22)	0.10	(0.05-0.15)	.006	(.002-.009)	.004	(.002-.006)
	-WL, -NL	08, 11, 13, 14		0.18	(0.07-0.22)	0.12	(0.08-0.15)	.007	(.003-.009)	.005	(.003-.006)
	-PM, -ML	04, 05		0.19	(0.08-0.29)	0.13	(0.08-0.20)	.007	(.003-.011)	.005	(.003-.008)
	-KM, -WM	08, 11, 14		0.25	(0.10-0.29)	0.17	(0.10-0.20)	.010	(.004-.011)	.007	(.004-.008)
	RCHT/ RCKT										
	-PL, -ML, -KL			0.11	(0.05-0.22)	0.10	(0.08-0.12)	.004	(.003-.007)	.003	(.002-.005)
	-WM, -PM, -MM, -KM	9, 10, 12, 13,16		0.24	(0.10-0.28)	0.17	(0.10-0.20)	.009	(.004-.011)	.007	(.004-.012)
	-WH, -KH, -PH			0.35	(0.10-0.42)	0.25	(0.10-0.30)	.014	(.004-.017)	.010	(.004-.012)

Recomendaciones de avance, sistema métrico

Valores iniciales

CoroMill® 170

Module	Diámetro	z_c[1)]	a_{e1} mm	a_{e2} mm	Geometría ..H. f_{z1} mm	Geometría ..H. f_{z2} mm	Geometría ..M. f_{z1} mm	Geometría ..M. f_{z2} mm	Geometría ..L. f_{z1} mm	Geometría ..L. f_{z2} mm
12	210	6/3	27	-	0.31-0.43	-	0.24-0.36	-	0.16-0.28	
	270	6/3	27	-	0.36-0.48	-	0.27-0.39	-	0.19-0.31	
	350	8/4	27	-	0.41-0.53	-	0.31-0.43	-	0.22-0.34	
	400	10/5	27	-	0.44-0.56	-	0.34-0.46	-	0.24-0.36	
	410	10/5	27	-	0.44-0.56	-	0.34-0.46	-	0.24-0.36	
	480	12/6	27	-	0.48-0.60	-	0.37-0.49	-	0.27-0.39	
14	210	6/3	31.5	-	0.29-0.41	-	0.22-0.34	-	0.15-0.27	
	270	6/3	31.5	-	0.33-0.45	-	0.25-0.37	-	0.17-0.29	
	350	8/4	31.5	-	0.38-0.50	-	0.29-0.41	-	0.20-0.32	
	400	10/5	31.5	-	0.40-0.52	-	0.31-0.43	-	0.22-0.34	
	450	12/6	31.5	-	0.43-0.55	-	0.33-0.45	-	0.23-0.35	
16	270	6/3	36	-	0.31-0.43	-	0.23-0.35	-	0.16-0.28	
	350	8/4	36	-	0.35-0.47	-	0.27-0.39	-	0.19-0.31	
	400	8/4	36	-	0.38-0.50	-	0.29-0.41	-	0.20-0.32	
	450	10/5	36	-	0.40-0.52	-	0.31-0.43	-	0.22-0.34	
	500	12/6	36	-	0.42-0.54	-	0.33-0.45	-	0.23-0.35	
18	270	6/3	40.5	-	0.29-0.41	-	0.22-0.34	-	0.15-0.27	
	350	8/4	40.5	-	0.33-0.45	-	0.25-0.37	-	0.17-0.29	
	400	8/4	40.5	-	0.35-0.47	-	0.27-0.39	-	0.19-0.31	
	450	10/5	40.5	-	0.38-0.50	-	0.29-0.41	-	0.20-0.32	
	500	12/6	40.5	-	0.40-0.52	-	0.31-0.43	-	0.21-0.33	
20	270	6/3	45	-	0.28-0,40	-	0.21-0.33	-	0.14-0.26	
	350	8/4	45	-	0.31-0.43	-	0.24-0.36	-	0.16-0.28	
	400	8/4	45	-	0.34-0.46	-	0.26-0.38	-	0.18-0.30	
	450	10/5	45	-	0.36-0.48	-	0.27-0.39	-	0.19-0.31	
	500	12/6	45	-	0.38-0.50	-	0.29-0.41	-	0.20-0.32	
22	270	6/3	40	10	0.29-0.41	0.60-0.72	0.22-0.34	0.47-0.59	0.15-0.27	0.34-0.46
	350	8/4	40	10	0.33-0.45	0.69-0.81	0.25-0.37	0.54-0.66	0.18-0.30	0.39-0.51
	400	8/4	40	10	0.36-0.48	0.74-0.86	0.27-0.39	0.58-0.70	0.19-0.31	0.42-0.54
	450	10/5	40	10	0.38-0.5	0.79-0.91	0.29-0.41	0.62-0.74	0.20-0.32	0.45-0.57
	500	12/6	40	10	0.40-0.52	0.83-0.95	0.31-0.43	0.65-0.77	0.22-0.34	0.48-0.60

[1)] Número efectivo de plaquitas, plaquitas raíz/plaquitas de flanco

Recomendaciones basadas en el máximo grosor de las virutas (hex) de aprox. 0.25 mm, 0.20 mm y 0.15 mm para las distintas geometrías.

Recomendaciones de velocidad de corte

Valores iniciales

P	v_c m/min
GC1030	120-160
GC4240	100-140

Recomendaciones de avance, pulg.

Valores iniciales

CoroMill® 170

Module	Diámetro	z_c [1]	a_{e1} pulg.	a_{e2} pulg.	Geometría ..H. f_{z1} pulg.	Geometría ..H. f_{z2} pulg.	Geometría ..M. f_{z1} pulg.	Geometría ..M. f_{z2} pulg.	Geometría ..L. f_{z1} pulg.	Geometría ..L. f_{z2} pulg.
12	8.268	6/3	1.063	-	.013-.017	-	.010-.014	-	.007-.011	
	10.630	6/3	1.063	-	.014-.018	-	.011-.015	-	.008-.012	
	13.780	8/4	1.063	-	.016-.020	-	.013-.017	-	.009-.013	
	15.748	10/5	1.063	-	.018-.022	-	.014-.018	-	.010-.014	
	16.142	10/5	1.063	-	.018-.022	-	.014-.018	-	.010-.014	
	18.898	12/6	1.063	-	.019-.023	-	.015-.019	-	.011-.015	
14	8.268	6/3	1.240	-	.012-.016	-	.009-.013	-	.006-.010	
	10.630	6/3	1.240	-	.013-.017	-	.010-.014	-	.007-.011	
	13.780	8/4	1.240	-	.015-.019	-	.012-.016	-	.008-.012	
	15.748	10/5	1.240	-	.016-.020	-	.013-.017	-	.009-.013	
	17.717	12/6	1.240	-	.017-.021	-	.013-.017	-	.010-.014	
16	10.630	6/3	1.417	-	.012-.016	-	.010-.014	-	.007-.011	
	13.780	8/4	1.417	-	.014-.018	-	.011-.015	-	.008-.012	
	15.748	8/4	1.417	-	.015-.019	-	.012-.016	-	.008-.012	
	17.717	10/5	1.417	-	.016-.020	-	.013-.017	-	.009-.013	
	19.685	12/6	1.417	-	.017-.021	-	.013-.017	-	.009-.013	
18	10.630	6/3	1.594	-	.012-.016	-	.009-.013	-	.006-.010	
	13.780	8/4	1.594	-	.013-.017	-	.010-.014	-	.007-.011	
	15.748	8/4	1.594	-	.014-.018	-	.011-.015	-	.008-.012	
	17.717	10/5	1.594	-	.015-.019	-	.012-.016	-	.008-.012	
	19.685	12/6	1.594	-	.016-.020	-	.012-.016	-	.009-.013	
20	10.630	6/3	1.772	-	.011-.015	-	.009-.013	-	.006-.010	
	13.780	8/4	1.772	-	.013-.017	-	.010-.014	-	.007-.011	
	15.748	8/4	1.772	-	.014-.018	-	.010-.014	-	.007-.011	
	17.717	10/5	1.772	-	.014-.018	-	.011-.015	-	.008-.012	
	19.685	12/6	1.772	-	.015-.019	-	.012-.016	-	.008-.012	
22	10.630	6/3	1.575	.394	.012-.016	.024-.028	.009-.013	.019-.023	.006-.010	.014-.018
	13.780	8/4	1.575	.394	.013-.017	.028-.032	.010-.014	.022-.026	.007-.011	.016-.020
	15.748	8/4	1.575	.394	.014-.018	.030-.034	.011-.015	.023-.027	.008-.012	.017-.021
	17.717	10/5	1.575	.394	.015-.019	.031-.035	.012-.016	.025-.029	.008-.012	.018-.022
	19.685	12/6	1.575	.394	.016-.020	.033-.037	.013-.017	.026-.030	.009-.013	.019-.023

[1] Número efectivo de plaquitas, plaquitas raíz/plaquitas de flanco

Recomendaciones basadas en el máximo grosor de las virutas (h_{ex}) de aprox. .010 pulg., .008 pulg. y .006 pulg. para las distintas geometrías.

Recomendaciones de velocidad de corte

Valores iniciales

P	v_c pies/min
GC1030	395-525
GC4240	330-460

Recomendaciones de avance

Valores iniciales

CoroMill® 176

Módulo	Diámetro de la herramienta mm	Diámetro de la herramienta pulg.	Número efectivo de dientes: z_c	Profundidad de corte radial a_e mm	Profundidad de corte radial a_e pulg.	Avance axial, f_a mm/rev z<50	Avance axial, f_a mm/rev z=50-100	Avance axial, f_a mm/rev z>100	Avance axial, f_a pulg./rev z<50	Avance axial, f_a pulg./rev z=50-100	Avance axial, f_a pulg./rev z>100
4	100	3.937	9	9.0	.354	1.00-1.70	1.70-3.50	3.50-6.50	.039-.067	.067-.138	.138-.256
	150	5.906	14	9.0	.354	2.50-4.00	4.00-5.80	5.80-9.00	.098-.157	.157-.228	.228-.354
	210	8.268	20	9.0	.354	4.00-6.50	6.50-8.00	8.00-13.00	.157-.256	.256-.315	.315-.512
5	100	3.937	9	11.25	.443	0.80-1.60	1.60-3.40	3.90-6.40	.031-.063	.063-.134	.154-.252
	150	5.906	14	11.25	.443	1.70-2.90	2.90-5.70	5.70-8.80	.067-.114	.114-.224	.224-.346
	210	8.268	20	11.25	.443	2.50-3.50	3.50-7.00	7.00-11.50	.098-.138	.138-.276	.276-.453
6	120	4.724	8	13.5	.531	0.70-1.20	1.20-3.30	3.30-5.70	.028-.047	.047-.130	.130-.224
	150	5.906	14	13.5	.531	1.60-2.50	2.50-5.50	5.50-8.20	.063-.098	.098-.217	.217-.323
	210	8.268	20	13.5	.531	1.80-3.50	3.50-6.00	6.00-10.00	.071-.138	.138-.236	.236-.394
7	150	5.906	12	15.75	.620	1.40-2.40	2.40-4.40	4.40-7.60	.055-.094	.094-.173	.173-.299
	210	8.268	18	15.75	.620	1.50-3.20	3.20-5.50	5.50-9.50	.059-.126	.126-.217	.217-.374
8	150	5.906	12	18	.709	1.10-2.10	2.10-3.70	3.70-6.20	.043-.083	.083-.146	.146-.244
	210	8.268	18	18	.709	1.30-3.00	3.00-5.50	5.50-9.00	.051-.118	.118-.217	.217-.354

Recomendaciones de velocidad de corte

Valores iniciales

P	v_c m/min (pies/min)
GC1030	160-200 (525-655)

Recomendaciones de avance para CoroMill® 210

Abrir ranuras

Valores de avance	fz mm/diente		f_z pulgadas/diente		fz mm/diente		f_z pulgadas/diente	
Tamaño de plaquita Voladizo de la herramienta *iC*	<= 3 x D3		<= 3 x D3		> 3 x D3		> 3 x D_3	
	Valor de partida	(mín.—máx.)	Valor de partida	(mín.—máx.)	Valor de partida	(mín.—máx.)	Valor de partida	(mín.—máx.)
9	0.15	(0.01-0.2)	.006	(.004-.008)	0.10	(0.08-0.15)	.004	(.003-.006)
14	0.20	(0.10-0.25)	.008	(.004-.010)	0.15	(0.10-0.20)	.006	(.004-.008)

Mecanizado con avance elevado

Valores de velocidad y avance, avance por diente

	Material		Tamaño de plaquita 9				Tamaño de plaquita 14			
			fz mm/diente		f_z pulgadas/diente		fz mm/diente		f_z pulgadas/diente	
	CMC No	HB	f_z rec	f_z min - f_z min	**f_z rec**	f_z min - f_z min	f_z rec	f_z min - f_z min	**f_z rec**	f_z min - f_z min
P	**Acero no aleado**									
	01.1/01.2	125-150	1.5	(0.4-2.0)	.060	(.016-.080)	2.0	(0.4-3.0)	.080	(.016-.118)
	Acero de baja aleación									
	02.1	175	1.5	(0.4-2.0)	.060	(.016-.080)	2.0	(0.4-3.0)	.080	(.016-.118)
	02.2	330	1.0	(0.4-1.5)	.040	(.016-.080)	1.5	(0.4-2.0)	.060	(.016-.080)
	Acero de alta aleación									
	03.11	200	1.5	(0.4-1.7)	.060	(.016-.067)	2.0	(0.4-2.5)	.080	(.016-.098)
	03.21	300	1.0	(0.4-1.5)	.040	(.016-.059)	1.5	(0.4-2.0)	.060	(.016-.080)
M	**Acero inoxidable**									
	05.11	200	1.5	(0.4-1.7)	.060	(.016-.067)	2.0	(0.4-2.5)	.080	(.016-.098)
	05.21	200	1.2	(0.4-1.5)	.040	(.016-.060)	1.5	(0.4-2.0)	.060	(.016-.080)
K	**Fundición gris**									
	08.2	245	1.5	(0.4-2.0)	.060	(.016-.080)	2.0	(0.4-3.0)	.080	(.016-.118)
	Fundición nodular									
	09.2	250	1.5	(0.4-2.0)	.060	(.016-.080)	2.0	(0.4-3.0)	.080	(.016-.118)
S	**Aleaciones termorresistentes**									
	20.22	350	0.8	(0.5-1.2)	.030	(.020-.047)	1.0	(0.5-1.5)	.040	(.020-.060)
	Aleaciones de titanio									
	23.22	1050[1)]	0.8	(0.5-1.2)	.030	(.020-.047)	1.0	(0.5-1.5)	.040	(.020-.060)
H	**Acero templado**									
	04.1	45-55 HRC	0.8	(0.4-1.2)	.030	(.016-.047)	1.0	(0.4-1.5)	.040	(.016-.118)

1) Rm = resistencia a la tracción última, medida en MPa.

Programación

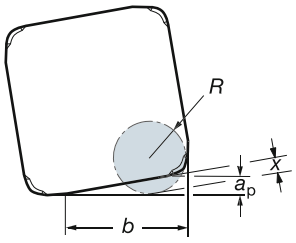

iC	Dimensiones, mm (pulg.) Material no cortado			
	R	*b*	a_p	x
9	2.5 (.098)	7.05 (.278)	1.2 (.047)	0.79 (.031)
14	3.5 (.138)	12.0 (.472)	2.0 (.079)	1.48 (.058)

Se debe tener ciudado cuando se realice un fresado a avance elevado contra una pared pronunciada. Reduzca el avance un 50%.

Si no se respetan las estrategias de mecanizado recomendadas, habrá que reducir el avance un 50% cuando se mecanicen esquinas.

Recomendaciones de avance para CoroMill® 300

Recomendaciones de avance para el tamaño de plaquita 08 (*iC*)

f_z (mm/plaquita, inch/plaquita)

a_p mm	a_p pulg.	E-xL rec. mm	E-xL (mín.—máx.) mm	E-xL rec. pulg.	E-xL (mín.—máx.) pulg.	E-xM rec. mm	E-xM (mín.—máx.) mm	E-xM rec. pulg.	E-xM (mín.—máx.) pulg.	M-xM rec. mm	M-xM (mín.—máx.) mm	M-xM rec. pulg.	M-xM (mín.—máx.) pulg.	M-xH rec. mm	M-xH (mín.—máx.) mm	M-xH rec. pulg.	M-xH (mín.—máx.) pulg.
0.10	.004	0.54	(0.23-0.68)	.021	(.009-.027)	0.59	(0.23-0.90)	.023	(.009-.035)	0.59	(0.32-0.90)	.023	(.013-.035)	0.68	(0.32-1.13)	.027	(.013-.044)
0.50	.020	0.25	(0.10-0.31)	.010	(.004-.012)	0.27	(0.10-0.41)	.011	(.004-.016)	0.27	(0.14-0.41)	.011	(.006-.016)	0.31	(0.14-0.52)	.012	(.006-.020)
1.00	.039	0.18	(0.08-0.23)	.007	(.003-.009)	0.20	(0.08-0.30)	.008	(.003-.012)	0.20	(0.11-0.30)	.008	(.004-.012)	0.23	(0.11-0.38)	.009	(.004-.015)
1.50	.059	0.15	(0.06-0.19)	.006	(.002-.007)	0.17	(0.06-0.26)	.007	(.002-.010)	0.17	(0.09-0.26)	.007	(.004-.010)	0.19	(0.09-0.32)	.007	(.004-.013)
2.00	.079	0.14	(0.06-0.17)	.006	(.002-.007)	0.15	(0.06-0.23)	.006	(.002-.009)	0.15	(0.08-0.23)	.006	(.003-.009)	0.17	(0.08-0.29)	.007	(.003-.011)
3.00	.118	0.12	(0.05-0.15)	.005	(.002-.006)	0.13	(0.05-0.21)	.005	(.002-.008)	0.13	(0.07-0.21)	.005	(.003-.008)	0.15	(0.07-0.26)	.006	(.003-.010)
4.00	.157	0.12	(0.05-0.15)	.005	(.002-.006)	0.13	(0.05-0.20)	.005	(.002-.008)	0.13	(0.07-0.20)	.005	(.003-.008)	0.15	(0.07-0.25)	.006	(.003-.010)

Recomendaciones de avance para placas de tamaño 08

f_z (mm/plaquita, inch/plaquita)

a_p mm	a_p pulg.	E-xL rec. mm	E-xL (mín.—máx.) mm	E-xL rec. pulg.	E-xL (mín.—máx.) pulg.	E-xM rec. mm	E-xM (mín.—máx.) mm	E-xM rec. pulg.	E-xM (mín.—máx.) pulg.	M-xM rec. mm	M-xM (mín.—máx.) mm	M-xM rec. pulg.	M-xM (mín.—máx.) pulg.	M-xH rec. mm	M-xH (mín.—máx.) mm	M-xH rec. pulg.	M-xH (mín.—máx.) pulg.
0.10	.004	0.75	(0.25-0.90)	.030	(.010-.035)	0.90	(0.25-1.26)	.035	(.010-.050)	0.75	(0.35-1.26)	.030	(.014-.050)	1.01	(0.35-1.51)	.040	(.014-.059)
0.50	.020	0.34	(0.11-0.41)	.013	(.004-.016)	0.41	(0.11-0.57)	.016	(.004-.022)	0.34	(0.16-0.57)	.013	(.006-.022)	0.46	(0.16-0.69)	.018	(.006-.027)
1.00	.039	0.25	(0.08-0.30)	.010	(.003-.012)	0.30	(0.08-0.42)	.012	(.003-.017)	0.25	(0.12-0.42)	.010	(.005-.017)	0.33	(0.12-0.50)	.013	(.005-.020)
1.50	.059	0.21	(0.07-0.25)	.008	(.003-.010)	0.25	(0.07-0.35)	.010	(.003-.014)	0.21	(0.10-0.35)	.008	(.004-.014)	0.28	(0.10-0.42)	.011	(.004-.017)
2.00	.079	0.19	(0.06-0.23)	.007	(.002-.009)	0.23	(0.06-0.31)	.009	(.002-.012)	0.19	(0.09-0.31)	.007	(.004-.012)	0.25	(0.09-0.38)	.010	(.004-.015)
3.00	.118	0.16	(0.05-0.20)	.006	(.002-.008)	0.20	(0.05-0.27)	.008	(.002-.011)	0.16	(0.08-0.27)	.006	(.003-.011)	0.22	(0.08-0.33)	.009	(.003-.013)
4.00	.157	0.15	(0.05-0.18)	.006	(.002-.007)	0.18	(0.05-0.26)	.007	(.002-.010)	0.15	(0.07-0.26)	.006	(.003-.010)	0.20	(0.07-0.31)	.008	(.003-.012)
5.00	.197	0.15	(0.05-0.18)	.006	(.002-.007)	0.18	(0.05-0.25)	.007	(.002-.010)	0.15	(0.07-0.25)	.006	(.003-.010)	0.20	(0.07-0.30)	.008	(.003-.012)

Recomendaciones de avance para placas de tamaño 09-10

f_z (mm/plaquita, inch/plaquita)

a_p mm	a_p pulg.	E-xL rec. mm	E-xL (mín.—máx.) mm	E-xL rec. pulg.	E-xL (mín.—máx.) pulg.	E-xM rec. mm	E-xM (mín.—máx.) mm	E-xM rec. pulg.	E-xM (mín.—máx.) pulg.	M-xM rec. mm	M-xM (mín.—máx.) mm	M-xM rec. pulg.	M-xM (mín.—máx.) pulg.	M-xH rec. mm	M-xH (mín.—máx.) mm	M-xH rec. pulg.	M-xH (mín.—máx.) pulg.
0.10	.004	0.83	(0.28-1.10)	.033	(.011-.043)	0.99	(0.28-1.38)	.039	(.011-.054)	0.83	(0.39-1.38)	.033	(.015-.054)	1.10	(0.39-1.65)	.043	(.015-.065)
0.50	.020	0.38	(0.13-0.50)	.015	(.005-.020)	0.45	(0.13-0.63)	.018	(.005-.025)	0.38	(0.18-0.63)	.015	(.007-.025)	0.50	(0.18-0.75)	.020	(.007-.030)
1.00	.039	0.27	(0.09-0.36)	.011	(.004-.014)	0.33	(0.09-0.45)	.013	(.004-.018)	0.27	(0.13-0.45)	.011	(.005-.018)	0.36	(0.13-0.54)	.014	(.005-.021)
1.50	.059	0.23	(0.08-0.30)	.009	(.003-.012)	0.27	(0.08-0.38)	.011	(.003-.015)	0.23	(0.11-0.38)	.009	(.004-.015)	0.30	(0.11-0.45)	.012	(.004-.018)
2.00	.079	0.20	(0.07-0.27)	.008	(.003-.011)	0.24	(0.07-0.34)	.009	(.003-.013)	0.20	(0.09-0.34)	.008	(.004-.013)	0.27	(0.09-0.40)	.011	(.004-.016)
3.00	.118	0.17	(0.06-0.23)	.007	(.002-.009)	0.21	(0.06-0.29)	.008	(.002-.011)	0.17	(0.08-0.29)	.007	(.003-.011)	0.23	(0.08-0.35)	.009	(.003-.014)
4.00	.157	0.16	(0.05-0.21)	.006	(.002-.008)	0.19	(0.05-0.27)	.007	(.002-.011)	0.16	(0.07-0.27)	.006	(.003-.011)	0.21	(0.07-0.32)	.008	(.003-.013)
5.00	.197	0.15	(0.05-0.20)	.006	(.002-.008)	0.18	(0.05-0.25)	.007	(.002-.010)	0.15	(0.07-0.25)	.006	(.003-.010)	0.20	(0.07-0.30)	.008	(.003-.012)
6.00	.236	0.15	(0.05-0.20)	.006	(.002-.008)	0.18	(0.05-0.25)	.007	(.002-.010)	0.15	(0.07-0.25)	.006	(.003-.010)	0.20	(0.07-0.30)	.008	(.003-.012)

Recomendaciones de avance para el tamaño de plaquita 16 (*iC*)

f_z (mm/plaquita, inch/plaquita)

a_p mm	a_p pulg.	E-xL rec. mm	E-xL (mín.—máx.) mm	E-xL rec. pulg.	E-xL (mín.—máx.) pulg.	E-xM rec. mm	E-xM (mín.—máx.) mm	E-xM rec. pulg.	E-xM (mín.—máx.) pulg.	M-xM rec. mm	M-xM (mín.—máx.) mm	M-xM rec. pulg.	M-xM (mín.—máx.) pulg.	M-xH rec. mm	M-xH (mín.—máx.) mm	M-xH rec. pulg.	M-xH (mín.—máx.) pulg.
0.10	.004	1.14	(0.32-1.59)	.045	(.013-.063)	1.27	(0.32-1.90)	.050	(.013-.075)	1.14	(0.44-1.59)	.045	(.017-.063)	1.59	(0.44-2.54)	.063	(.017-.100)
0.50	.020	0.52	(0.14-0.72)	.020	(.006-.028)	0.57	(0.14-0.86)	.022	(.006-.034)	0.52	(0.20-0.72)	.020	(.008-.028)	0.72	(0.20-1.15)	.028	(.008-.045)
1.00	.039	0.37	(0.10-0.52)	.015	(.004-.020)	0.41	(0.10-0.62)	.016	(.004-.024)	0.37	(0.14-0.52)	.015	(.006-.020)	0.52	(0.14-0.83)	.020	(.006-.033)
1.50	.059	0.31	(0.09-0.43)	.012	(.004-.017)	0.34	(0.09-0.51)	.013	(.004-.020)	0.31	(0.12-0.43)	.012	(.005-.017)	0.43	(0.12-0.69)	.017	(.005-.027)
2.00	.079	0.27	(0.08-0.38)	.011	(.003-.015)	0.30	(0.08-0.45)	.012	(.003-.018)	0.27	(0.11-0.38)	.011	(.004-.015)	0.38	(0.11-0.60)	.015	(.004-.024)
3.00	.118	0.23	(0.06-0.32)	.009	(.002-.013)	0.26	(0.06-0.38)	.010	(.002-.015)	0.23	(0.09-0.32)	.009	(.004-.013)	0.32	(0.09-0.51)	.013	(.004-.020)
4.00	.157	0.21	(0.06-0.29)	.008	(.002-.011)	0.23	(0.06-0.35)	.009	(.002-.014)	0.21	(0.08-0.29)	.008	(.003-.011)	0.29	(0.08-0.46)	.011	(.003-.018)
5.00	.197	0.19	(0.05-0.27)	.007	(.002-.011)	0.22	(0.05-0.32)	.009	(.002-.013)	0.19	(0.08-0.27)	.007	(.003-.011)	0.27	(0.08-0.43)	.011	(.003-.017)
6.00	.236	0.19	(0.05-0.26)	.007	(.002-.010)	0.21	(0.05-0.31)	.008	(.002-.012)	0.19	(0.07-0.26)	.007	(.003-.010)	0.26	(0.07-0.41)	.010	(.003-.016)
7.00	.276	0.18	(0.05-0.25)	.007	(.002-.010)	0.20	(0.05-0.30)	.008	(.002-.012)	0.18	(0.07-0.25)	.007	(.003-.010)	0.25	(0.07-0.40)	.010	(.003-.016)
8.00	.315	0.18	(0.05-0.25)	.007	(.002-.010)	0.20	(0.05-0.30)	.008	(.002-.012)	0.18	(0.07-0.25)	.007	(.003-.010)	0.25	(0.07-0.40)	.010	(.003-.016)

Recomendaciones de avance para CoroMill® 300

Recomendación de valor hex

	iC 20mm Rec. hex (mín.-máx.)	*iC* .787 inch	*iC* 25.4 mm *iC* 1.000 inch Rec. hex (mín.-máx.)
E-xL	0.20 (0.05-0.25)	.008 (.002-.010)	.009 (.002-.011)
E-xM	0.25 (0.05-0.40)	.010 (.002-.016)	
M-xM	0.20 (0.07-0.30)	.008 (.003-.012)	.009 (.003-.013)
M-xH	0.35 (0.07-0.55)	.014 (.003-.022)	.016 (.003-.024)

Recomendaciones de avance para tamaño de plaquita de 20 mm (*iC* 0,787 pulgadas)

		f_z (plaquita)									
		E-xL		**E-xM**		**M-xM**		**M-xH**	
a_p mm	pulg.	rec. (mín.—máx.) mm	**rec.** (mín.—máx.) pulg.	rec. (mín.—máx.) mm	**rec.** (mín.—máx.) pulg.	rec. (mín.—máx.) mm	**rec.** (mín.—máx.) pulg.	rec. (mín.—máx.) mm	**rec.** (mín.—máx.) pulg.
0.10	**.004**	1.42 (0.35-1.77)	.056 (.014-.070)	1.77 (0.35-2.84)	.070 (.014-.112)	1.42 (0.50-2.13)	.056 (.020-.084)	2.48 (0.50-3.90)	.098 (.020-.154)
0.50	**.020**	0.64 (0.16-0.80)	.025 (.006-.031)	0.80 (0.16-1.28)	.031 (.006-.050)	0.64 (0.22-0.96)	.025 (.009-.038)	1.12 (0.22-0.76)	.044 (.009-.069)
1.00	**.039**	0.46 (0.11-0.57)	.018 (.004-.022)	0.57 (0.11-0.92)	.022 (.004-.036)	0.46 (0.16-0.69)	.018 (.006-.027)	0.80 (0.16-1.26)	.031 (.006-.050)
1.50	**.059**	0.38 (0.09-0.47)	.015 (.004-.019)	0.47 (0.09-0.76)	.019 (.004-.030)	0.38 (0.13-0.57)	.015 (.005-.022)	0.66 (0.13-1.04)	.026 (.005-.041)
2.00	**.079**	0.33 (0.08-0.42)	.013 (.003-.017)	0.42 (0.08-0.67)	.017 (.003-.026)	0.33 (0.12-0.50)	.013 (.005-.020)	0.58 (0.12-0.92)	.023 (.005-.036)
3.00	**.118**	0.28 (0.07-0.35)	.011 (.003-.014)	0.35 (0.07-0.56)	.014 (.003-.022)	0.28 (0.10-0.42)	.011 (.004-.017)	0.49 (0.10-0.77)	.019 (.004-.030)
4.00	**.157**	0.25 (0.06-0.31)	.010 (.002-.012)	0.31 (0.06-0.50)	.012 (.002-.020)	0.25 (0.09-0.38)	.010 (.004-.015)	0.44 (0.09-0.69)	.017 (.004-.027)
5.00	**.197**	0.23 (0.06-0.29)	.009 (.002-.011)	0.29 (0.06-0.46)	.011 (.002-.018)	0.23 (0.08-0.35)	.009 (.003-.014)	0.40 (0.08-0.64)	.016 (.003-.025)
6.00	**.236**	0.22 (0.05-0.27)	.009 (.002-.011)	0.27 (0.05-0.44)	.011 (.002-.017)	0.22 (0.08-0.33)	.009 (.003-.013)	0.38 (0.08-0.60)	.015 (.003-.024)
7.00	**.276**	0.21 (0.05-0.26)	.008 (.002-.010)	0.26 (0.05-0.42)	.010 (.002-.017)	0.21 (0.07-0.31)	.008 (.003-.012)	0.37 (0.07-0.58)	.015 (.003-.023)
8.00	**.315**	0.20 (0.05-0.26)	.008 (.002-.010)	0.26 (0.05-0.41)	.010 (.002-.016)	0.20 (0.07-0.31)	.008 (.003-.012)	0.36 (0.07-0.56)	.014 (.003-.022)
9.00	**.354**	0.20 (0.05-0.25)	.008 (.002-.010)	0.25 (0.05-0.40)	.010 (.002-.016)	0.20 (0.07-0.30)	.008 (.003-.012)	0.35 (0.07-0.55)	.014 (.003-.022)
10.00	**.394**	0.20 (0.05-0.25)	.008 (.002-.010)	0.25 (0.05-0.40)	.010 (.002-.016)	0.20 (0.07-0.30)	.008 (.003-.012)	0.35 (0.07-0.55)	.014 (.003-.022)

Recomendaciones de avance para tamaño de plaquita de 25,4 mm (*iC* 1,000 pulgadas)

	f_z (plaquita)					
	E-xL		**M-xM**		**M-xH**	
a_p (pulgadas)	rec.	(mín.—máx.)	rec.	(mín.—máx.)	rec.	(mín.—máx.)
.004	.069	(.016-.090)	.069	(.022-.104)	.126	(.022-.189)
.020	.031	(.007-.040)	.031	(.010-.047)	.057	(.010-.085)
.039	.022	(.005-.028)	.022	(.007-.033)	.041	(.007-.061)
.059	.019	(.004-.023)	.019	(.006-.028)	.033	(.006-.050)
.079	.016	(.004-.020)	.016	(.005-.024)	.029	(.005-.044)
.118	.013	(.003-.017)	.013	(.004-.020)	.024	(.004-.037)
.157	.012	(.003-.015)	.012	(.004-.018)	.022	(.004-.032)
.197	.011	(.002-.014)	.011	(.004-.016)	.020	(.004-.030)
.236	.010	(.002-.013)	.010	(.003-.015)	.019	(.003-.028)
.276	.010	(.002-.012)	.010	(.003-.015)	.018	(.003-.026)
.315	.009	(.002-.012)	.009	(.003-.014)	.017	(.003-.026)
.354	.009	(.002-.011)	.009	(.003-.013)	.017	(.003-.025)
.394	.009	(.002-.011)	.009	(.003-.013)	.016	(.003-.024)
.433	.009	(.002-.011)	.009	(.003-.013)	.016	(.003-.024)
.472	.009	(.002-.011)	.009	(.003-.013)	.016	(.003-.024)
.500	.009	(.002-.011)	.009	(.003-.013)	.016	(.003-.024)

Calidades para fresado



La posición y forma de los símbolos de calidad indican el campo de aplicación correspondiente.

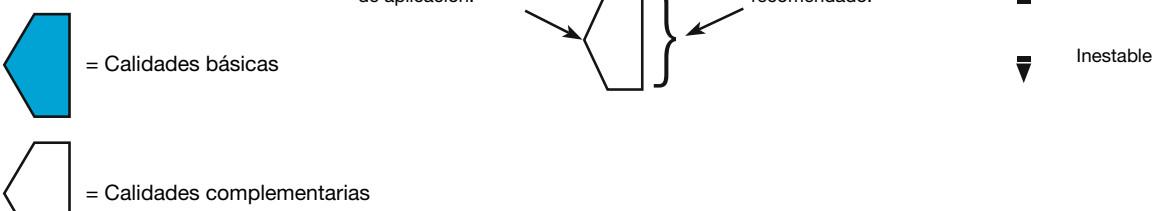

SANDVIK Coromant

Calidades para fresado

P Acero

Calidades básicas

GC4230 (HC) - P30 (P10-P40)
Calidad versátil para mecanizado moderno con un buen equilibrio entre seguridad y productividad. Calidad con recubrimiento de metal duro para operaciones de fresado ligero a pesado (tanto en seco como en húmedo), en aceros no aleados y de baja aleación. Primera elección para planeado y optimización para elevar la productividad del fresado en escuadra.
GC4220 (HC) - P20 (P10-P25)
Calidad de metal duro con recubrimiento optimizada para mejorar la productividad en fresado de acero. Recomendada para mecanizado en seco con alto régimen de arranque de viruta.
GC4240 (HC) – P40 (P35 – P50)
Calidad de metal duro con recubrimiento para operaciones que exigen tenacidad en fresado de acero. Para los conceptos de planeado y fresado en escuadra, la calidad GC4240 se debe utilizar en condiciones más estables como pequeños voladizos, planeado, fresado en escuadra superficial, etc. Para otros conceptos, la calidad GC4240 es la primera elección o la de apoyo para operaciones que requieren tenacidad. Benefíciese de una enorme seguridad. Apropiada para la producción de lotes pequeños en materiales mixtos. Trabaja bien tanto con refrigerante como sin él.
GC1030 (HC) – P30 (P15 – P40)
Calidad de metal duro con recubrimiento PVD. GC1030 es la primera elección para condiciones inestables como filo largo, atasco de viruta, fresado integral y en escuadra, voladizo amplio, operaciones de tornofresado, etc. Se puede utilizar como segunda elección en operaciones tenaces. Si se combina con plaquitas periféricas rectificadas, es la primera elección para materiales pastosos como el acero de bajo contenido en carbono.
CT530 (HT) – P15 (P10 – P15)
Calidad cermet para operaciones de fresado ligero sobre todo sin refrigerante. Su alta resistencia a la deformación plástica y al empastamiento/formación del filo de aportación, hace que sea adecuada para una amplia gama de velocidades de corte. Calidad idónea para plaquitas Wiper.

Calidades complementarias

GC1010 (HC) – P10 (P05-P15)
Calidad de metal duro con recubrimiento por PVD para fresar dentro del área de aplicación de acero pretemplado y moldes para plástico a partir de 36HRC y superior.
GC2030 (HC) – P30 (P20 – P40)
Calidad de metal duro con recubrimiento PVD para fresar aceros de bajo contenido en carbono con tendencia a la formación de filo de aportación. También muy aconsejable para fresar a 90 grados en materiales mixtos.
GC2040 (HC) – P45 (P30 – P50)
Calidad de metal duro con recubrimiento para el fresado de aceros cuando se necesita una combinación de aristas de corte agudizadas y una calidad tenaz a velocidades bajas. Muy útil para la producción de pequeños lotes de materiales mixtos.
GC3040 (HC) – P20 (P10 – P40)
Calidad de metal duro con recubrimiento con una resistencia al desgaste por abrasión muy buena para el fresado en desbaste de acero a velocidades de medias a elevadas.
SM30 (HW) – P35 (P30 – P40)
Calidad de metal duro sin recubrimiento para operaciones de fresado medio a desbaste, a velocidades de corte de bajas a moderadas. Buena seguridad de filo en materiales duros y en condiciones inestables.
GC1025 (HC) – P30 (P15 – P30)
Calidad de metal duro con recubrimiento por PVD, para fresado ligero a mediano en acero. En combinación con las plaquitas periféricas rectificadas, constituye la primera elección para materiales “pegajosos”, p.ej. aceros de bajo contenido en carbono.

M Acero inoxidable austenítico/ferrítico/martensítico

Calidades básicas

GC2040 (HC) – M40 (M25 – M40)
Calidad de metal duro con recubrimiento MT-CVD. Primera elección para planeado en acero inoxidable. Se utiliza con velocidades de corte elevadas en condiciones que exigen tenacidad.
GC1040 (HC) – M30 (M15 – M25)
Calidad de metal duro con recubrimiento PVD para fresar en condiciones difíciles con avance y velocidad de corte baja o intermedia. Para aplicaciones donde las exigencias de seguridad y agudeza del filo sean elevadas. Fundamentalmente para acero inoxidable pastoso, dúplex y austenítico. Primera elección en seco, pero también con refrigerante.

Calidades complementarias

GC1030 (HC) – M15 (M10 – M20)
Calidad de metal duro con recubrimiento PVD para utilizar con buena estabilidad y velocidad de corte alta. Buena calidad complementaria en acero inoxidable martensítico.
GC2030 (HC) – M25 (M15 – M30)
Calidad tenaz de metal duro con recubrimiento PVD para utilizar con buena estabilidad y velocidad de corte alta, sobre todo en acero inoxidable austenítico.
GC4240 (HC) – M40 (M30 – M40)
Calidad muy tenaz de metal duro con recubrimiento MT-CVD para producción de series cortas de material mixto.
CT530 (HT) – M10 (M10 – M15)
Calidad cermet para utilizar en operaciones de acabado ligero. A velocidad de corte alta en condiciones estables. Preferiblemente sin refrigerante.
GC4230 (HC) – M30 (M25 – M35)
Calidad de metal duro con recubrimiento MT-CVD para fresado productivo en acero inoxidable martensítico con velocidades de corte altas.
GC1025 (HC) – M15 (M10 – M20)
Calidad de metal duro con recubrimiento PVD para utilizar con buena estabilidad y velocidad de corte alta.
GC1010 (HC) – M10 (M05 – M10)
Calidad de metal duro con recubrimiento PVD para utilizar en operaciones de acabado ligero con velocidad de corte alta y condiciones estables.
S30T (HC) – M25 (M15 – M35)
Calidad de metal duro con recubrimiento PVD para fresado en escuadra en condiciones estables de acero inoxidable austenítico y dúplex.
S40T (HC) – M40 (M30 – M40)
Calidad de metal duro con recubrimiento MT-CVD para operaciones con gran exigencia de tenacidad en acero inoxidable, un complemento tenaz para GC2040 en planeado.

Calidades para fresado

K Fundición

Calidades básicas

GC3040 K30 (K20 – K40)
Calidad de metal duro con recubrimiento para operaciones de fresado en fundición que demanden tenacidad, p.ej. fundición nodular, fresado en húmedo o de alta resistencia a la tracción. Vida de la herramienta larga y predecible a velocidades de corte desde bajas a medias.
GC3220 (HC) – K15 (K10 – K25)
Calidad de metal duro con recubrimiento por CVD para fresado desde medio a desbaste de fundición gris, principalmente en seco. Vida larga y previsible de la herramienta a velocidades de corte desde medias a altas.
GC1020 (HC) – K20 (K10 – K25)
Calidad de metal duro con recurimiento por PVD para fresado desde medio a desbaste de fundición gris y nodular con refrigerante. Utilizar a velocidades de medias a elevadas con vida de la herramienta previsible.
CB50 (BN) – K10 (K01 – K20)
CB50 es una plaquita con punta de nitruro de boro cúbico que ofrece una gran tenacidad del filo junto con una buena resistencia al desgaste. CB50 es muy adecuada para el mecanizado de fundición bajo condiciones favorables.
K20W (HC) - K20 (K15 - K30)
Calidad de metal duro con recubrimiento para fresado ligero a desbaste de fundición gris bajo condiciones en húmedo. Para utilizar a velocidades de bajas a medias.
CC6190 (CN) – K05 (K01 – K15)
Calidad cerámica de nitruro de silicio para desbaste ligero y semiacabado de fundición gris con alta velocidad de corte.

Calidades complementarias

K20D (HC) - K15 (K10-K25)
Calidad con recubrimiento MTCVD para fresado medio y desbaste de fundición. Principalmente sin refrigerante. Larga duración de la herramienta con capacidad de velocidad elevada.
H13A (HW) – K20 (K10 – K25)
Calidad de metal duro sin recubrimiento con alta resistencia al desgaste y tenacidad, para el fresado ligero a medio a velocidades de corte moderadas. Elección idónea para el fresado de fundición ferrítica nodular.
GC1010 (HC) – K05 (K01-K10)
Calidad de metal duro con recubrimiento por CVD para fresado en acabado de fundición gris y nodular. Es posible conseguir gran duración de la herramienta con un acabado superficial uniforme.
GC4220 (HC) – K25 (K20 – K30)
Calidad con recubrimiento de metal duro para fresado ligero y pesado de fundición a velocidad media. Complemento para la calidad GC3000 en operaciones en las que utilizar un recubrimiento más fino aporta una serie de ventajas.
GC4230 (HC) – K30 (K20 – K35)
Calidad de metal duro con recubrimiento para operaciones de fresado ligero y pesado de fundición nodular.
GC4240 (HC) – K40 (K30 – K40)
Calidad con recubrimiento de metal duro para operaciones medias y pesadas a baja velocidad en las que las exigencias de tenacidad son elevadas.
K15W – K15 (K10 – K25)
Calidad con recubrimiento de metal duro para fresado de fundición gris con refrigerante. Se recomienda utilizar a velocidades medias.

N Metales no férreos, plástico, madera

Calidades básicas

CD10 (DP) – N05 (N01 – N10)
Calidad de diamante policristalino para el mecanizado de materiales no férreos y no metálicos. Ofrece una larga vida de la herramienta, una acción de corte limpio y un buen acabado superficial.

H10 (HW) – N10 (N05 – N15)
Calidad de metal duro sin recubrimiento y de grano fino, que ofrece una excelente agudeza de filo, para el fresado de aluminio.
H13A (HW) – N15 (N10 – N25)
Calidad de metal duro sin recubrimiento para el fresado de aleaciones de aluminio en combinación con filos de corte "agudizados".

Calidades complementarias

CT530 (HT) – N15 (N10 – N20)
Calidad Cermet recomendada principalmente a elevadas RPM durante el fresado de aluminio gracias a su baja tendencia a la formación de filo de aportación y al poco peso de las plaquitas.
GC1025 (HC) – N15 (N10 – N25)
Calidad de metal duro con recubrimiento por PVD para el fresado en desbaste de aleaciones de aluminio con aristas de corte rectificadas.
H10F (HW) – N15 (N10 – N25)
Calidad de metal duro sin recubrimiento adecuada para el fresado de aleaciones de aluminio con aristas de corte "agudas".
GC1030 (HC) - N15 (N10-N25)
Calidad de metal duro con recubrimiento por PVD para el fresado en desbaste de aleaciones de aluminio con aristas de corte rectificadas.

Calidades para fresado

S Aleaciones termorresistentes Aleaciones de titanio

Calidades básicas

H10F (HW) – S25 (S20 – S30)
Calidad de metal duro sin recubrimiento con tamaños de grano fino. Elevada resistencia al desgaste por entalla que hace que sea adecuada para el fresado de materiales para la industria aerospacial, p.ej. titanio.
GC2030 (HC) – S20 (S15 – S25)
Calidad de metal duro con recubrimiento PVD para semiacabado y desbaste ligero de superaleaciones termorresistentes.
GC1030 (HC) – S15 (S10 – S20)
Calidad de metal duro con recubrimiento por PVD para el fresado de super aleaciones termorresistentes a velocidades medias. Buena resistencia al filo de aportación y a la deformación plástica.

GC2040 (HC) – S30 (S25 – S40)
Calidad de metal duro con recubrimiento MT-CVD para operaciones de fresado en fundición de aleaciones termorresistentes y fresado de titanio con exigencia de tenacidad. Para fresar titanio es preferible utilizar GC2040 si la exigencia de tenacidad es alta y se combina con tiempos de contacto prolongados (gran generación de calor) cuando los valores de D_c y/o a_e son altos.
S30T (HC) – S25 (S15 – S30)
Primera elección para fresar titanio. Metal duro con sustrato microgranulado y recubrimiento PVD TiAlN que combina alta resistencia del filo y tenacidad en el núcleo. Presenta buena resistencia al microastillamiento y mantiene más tiempo intacta la línea del filo. Esta calidad potencia la productividad a velocidades de corte elevadas.
S40T (HC) – S35 (S25 – S45)
Calidad de metal duro con recubrimiento MT-CVD para fresar titanio. Primera elección si la vibración es moderada o fuerte y en operaciones que exijan tenacidad. Presenta alta resistencia del filo y tenacidad en el núcleo gracias a su estructura de metal duro de grano fino y al elevado contenido de aglutinante. El desgaste crece con lentitud y el filo se embota sin romperse.
GC1010 (HC) – S10 (S05 – S10)
Calidad de metal duro con recubrimiento PVD para fresar titanio en condiciones muy buenas. Opción optimizadora con excelente resistencia al desgaste a velocidades de corte elevadas. Sensible a inestabilidad y vibración.

Calidades complementarias

H13A (HW) – S20 (S15 – S25)
Calidad de metal duro sin recubrimiento, con buena resistencia al desgaste por abrasión y tenacidad, para el fresado de aleaciones termorresistentes con velocidades de corte y avances moderados.
GC1025 (HC) – S15 (S10 – S20)
Calidad de metal duro con recubrimiento PVD para fresar superaleaciones termorresistentes a velocidad media. Buena resistencia a formar filo de aportación y a la deformación plástica.
GC1040 (HC) – S30 (S20 – S35)
Una calidad tenaz de metal duro con recubrimiento PVD, para fresar en condiciones difíciles con valores bajos o medios de velocidad de corte y/o avance. Para

H Acero templado

Calidades básicas

CB50 (BN) – H05 (H01 – H10)
CB50 es una calidad de nitruro de boro cúbico que ofrece una gran tenacidad del filo junto con una buena resistencia al desgaste. CB50 es una calidad muy aconsejable para el mecanizado de acero templado bajo condiciones favorables.
CC6190 (HC) – H10 (H05 – H15)
Calidad cerámica de nitruro de silicio adecuada para fresar en semiacabado de fundición a velocidad media y alta.
GC1010 (HC) – H10 (H05-H15)
Calidad de metal duro con recubrimiento por PVD para mecanizar acero templado. Es capaz de trabajar con diferentes exigencias de mecanizado, desde operaciones de desbaste hasta acabado. Gracias a su excepcional resistencia a la deformación plástica, a las fisuras térmicas y al desgaste, esta calidad puede permanecer mucho tiempo en el corte. Adecuada para mecanizar acero templado a partir de 36HRC y superior.
GC1030 (HC) - H10 (H10-H20)
Calidad de metal duro con recubrimiento por PVD para el fresado de piezas templadas a avances bajos y velocidades moderadas.
GC4220 (HC) – H25 (H15 – H30)
Calidad de metal duro con recubrimiento para operaciones de desbaste ligero.

Calidades complementarias

CT530 (HT) – H25 (H10 – H25)
Calidad Cermet para fresado en acabado de componentes de acero templado a velocidades de bajas a medias.
GC3040 (HC) – H25 (H20 – H30)
Calidad de metal duro con recubrimiento para fresado en desbaste de acero templado bajo condiciones favorables a velocidades de bajas a medias.
GC1025 (HC) – H15 (H10 – H20)
Calidad de metal duro con recubrimiento por PVD para el fresado de piezas templadas a avances bajos y velocidades moderadas.
H1P (HW) – H10 (H05 – H15)
Calidad de metal duro sin recubrimiento para acabado de fundición en coquilla a velocidades medias.

Símbolos de letras que designan los materiales duros de corte:

Metales duros:

HW Metal duro sin recubrimiento compuesto principalmente por carburo de tungsteno

HT Metal duro sin recubrimiento, también denominado cermet, que contiene carburos de titanio (TIC) o nitruros de titanio (TIN) o ambos.

HC Metal duro como el anterior pero con recubrimiento

Cerámicas:

CA Cerámica de óxido que contiene principalmente óxido de aluminio (Al_2O_3).

CM Cerámica mixta que contiene principalmente óxido de aluminio (Al_2O_3) y también otros componentes.

CN Cerámica de nitruro que contiene principalmente nitruro de silicio (Si_3N_4).

CC Cerámicas como las anteriores pero con recubrimiento.

Diamante:

DP Diamante policristalino[1)]

Nitruro de boro:

BN Nitruro de boro policristalino[1)]

[1)] El diamante policristalino y el nitruro de boro policristalino están clasificados como materiales de corte super duros.


SANDVIK

CoroDrill® 870

Broca de punta intercambiable

Taladrado fiable y productivo de agujeros de tolerancia desde intermedia a estrecha

Consulte la página K34



Consulte la página K18

Gama de productos

- Gama de diámetros: 10.00 a 33.00 mm (.394–1.299 pulg.)
- Profundidades de taladrado: 3–10 x diámetro de la broca
- Tolerancia del agujero: H9–H10
- Disponible como opción Tailor Made en tamaños intermedios, consulte la página K18

Aplicación

Aplicaciones de primera elección

Aplicaciones con requisitos adicionales

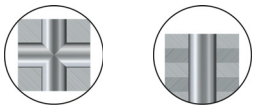

Para obtener recomendaciones, consulte la sección de conocimientos en www.sandvik.coromant.com/es

P M K

Área de aplicación ISO

Geometría	Rectificado DC a tolerancia	Área de aplicación	Página
-PM	k8	P	K18
-MM	k8	M	K22
-KM	k8	K	K26
-GP	u8	Antes de taladrar con brocas de 6 x DC o superiores en: P M K	K30

Tolerancia de agujero

Rango de diámetros, mm (pulg.)		10.00-18.00 (.394-.709)	18.01-30.00 (.709-1.181)	30.01-33.00 (1.181-1.299)
Tolerancia del agujero, mm (pulg.)	3×DC-8×DC 10×DC	0/+0.043 (0/+.0017) 0/+0.070 (0/+.0028)	0/+0.052 (0/+.0020) 0/+0.084 (0/+.0033)	0/+0.062 (0/+.0024) 0/+0.100 (0/+.0039)

Manejo sencillo y seguridad a la hora de cambiar la plaquita.

Acoplamiento de gran precisión entre el cuerpo de la broca y la punta para una estabilidad adicional.

Tailor Made

Disponibilidad de brocas Tailor Made para producir agujeros con paso o chaflán en una operación. Consulte la página Q5.

CoroDrill® 880

Broca de plaquita intercambiable

Alto rendimiento en todos los materiales de trabajo

Consulte la página K40



Consulte la página K38

Aplicación

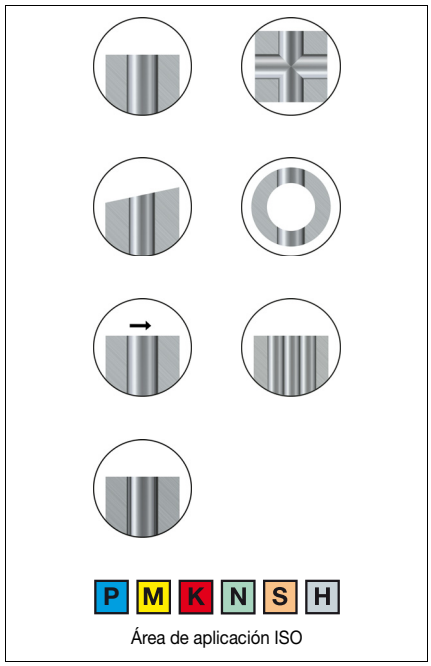

Área de aplicación ISO

Tolerancias:

2 – 3 x DC			
Rango de diámetros, mm (pulg.)	12.00-43.99 (.472-1.731)	44.00-52.99 (1.732-2.086)	53.00-63.50 (2.087-2.500)
Tolerancia del agujero, mm (pulg.)	0/+0.25 (0/+.010)	0/+0.28 (0/+.011)	0/+0.30 (0/+.012)
4 – 5 × DC			
Rango de diámetros, mm (pulg.)	12.00-43.99 (.472-1.731)	44.00-52.99 (1.732-2.086)	53.00-63.50 (2.087-2.500)
Tolerancia del agujero, mm (pulg.)	0/+0.40 (0/+.016)	0/+0.43 (0/+.017)	0/+0.45 (0/+.018)

Gama de productos

Profundidades de taladrado: 2-3 × diámetro de la broca
- Gama de diámetros: 12.00-63.00 (.500-2.500 pulg.)

Profundidades de taladrado: 4 × diámetro de la broca
- Gama de diámetros: 12.00-58.00 (.500-2.250 pulg.)

Profundidades de taladrado: 5 × diámetro de la broca
- Gama de diámetros: 12.00-43.00 (.500-1.687 pulg.)

Tamaño 01
12.00-13.99 mm (.472-.551 pulg.)
Dos filos de corte



Tamaño 02-09
14.00-63.50 mm (.551-2.500 pulg.)
Cuatro filos de corte



Step Technology™

Step Technology™ para un equilibrio perfecto de las fuerzas de corte.

TECHNOLOGY Wiper

Geometría Wiper para mejorar el acabado superficial o incrementar el avance. Véase la página 24.

Tailor Made

Disponible como Tailor Made en tamaños intermedios desde 12.00 hasta 63.5 mm (.47 2.500 pulg.). Véase la página Q5.

CoroDrill® 880 para grandes diámetros

Broca de plaquita intercambiable

Taladrado de grandes diámetros en todos los materiales de trabajo

Aplicación

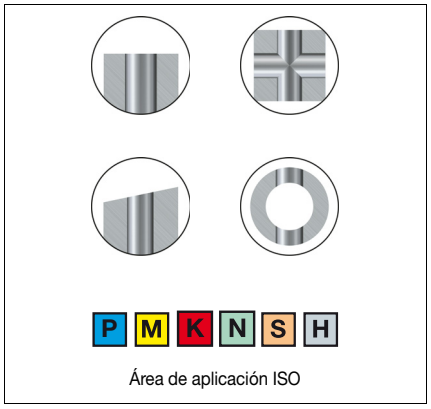

Gama de productos

- Gama de diámetros del agujero: 65.00-84.00 mm (2.559-3.307 pulg.)
- Profundidades de taladrado: 3×DC y 4×DC
- Tipos de acoplamiento: cilíndrico con plano de apriete (métrico y pulgadas), VL
- Disponible como producto especial en tamaños de hasta 129 mm (5.079 pulg.) y 1-4×DC

Consulte la página K58



Consulte la página K38

Tamaño 06-09
Cuatro filos de corte



Cartuchos reemplazables

Un cuerpo de broca cubre una gama de 5 mm (.197 pulg.) con cartuchos reemplazables

Uso de plaquitas CoroDrill 880

- Excelente control de la viruta
- Proceso de taladrado fiable
- Bajo coste por agujero

Diseño de cartucho robusto

- Ofrece un cuerpo de broca de gran seguridad
- La ranura en la parte inferior del cartucho proporciona estabilidad y evita un montaje erróneo de los cartuchos central y periférico

CoroDrill® 881

Broca de plaquita intercambiable

Mecanizado de agujeros seguro en condiciones inestables

Aplicación

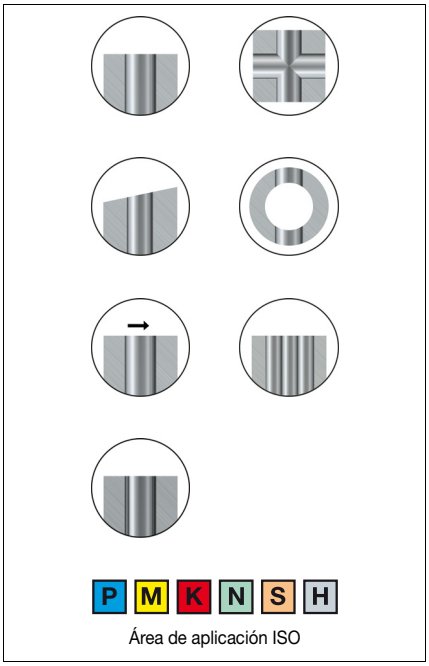

Área de aplicación ISO

- Aplicaciones con avance entre bajo y medio
- Condiciones inestables que requieran plaquita resistentes y robustas
- Aplicaciones estacionarias

Consulte la página K63

Gama de productos

- Gama de diámetros: 14.00-23.50 mm (.562-.937 pulg.)
- Profundidades de taladrado: 2-5 × diámetro de la broca

Consulte la página K62

Dos filos



Tailor Made

Disponible como Tailor Made en tamaños intermedios desde 12.70 hasta 25.99 mm (.500-1.023 pulg.).
Véase la página Q7.

Herramienta de trepanado

Broca de plaquita intercambiable

Concepto probado para taladrado periférico manteniendo el núcleo

Aplicación

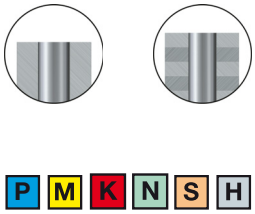

Área de aplicación ISO

Consulte la página K72



Consulte la página K71

Gama de productos

- Gama de diámetros: 60 - 110 mm (2.362 - 4.331 pulg.)
- Profundidad de taladrado: 2.5 x diámetro de broca
- Acoplamiento VL
- Posibilidad de taladrado de paquetes
- Disponibilidad de diámetros y longitudes adicionales como solución especial

Disponibilidad de cartuchos de taladrado de paquetes bajo petición

CoroDrill® 860

Brocas de metal duro integral

Geometrías optimizadas para ofrecer una máxima productividad en materiales específicos

Aplicación

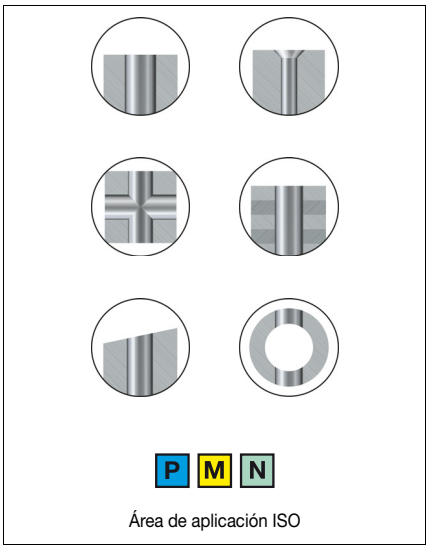

Área de aplicación ISO

Gama de productos

P 860 -PM para acero
3-20 mm (.118-.787 pulg.)

M 860 -MM para acero inoxidable
3-16 mm (.118-.629 pulg.)

N 860 -NM para materiales no ferrosos
3-20 mm (.118-.787 pulg.)

Página K73

- Profundidades de taladrado: 3–8 × diámetro de la broca
- Tolerancia del agujero: -PM y -NM: H8–H9, -MM: H6–H8
- Disponible como opción Tailor Made



Una exclusiva geometría del filo que reduce las fuerzas de corte y mejora el control de la viruta.

Puede reacondicionarse hasta 3 veces a su especificación original.

Disponible como Tailor Made en tamaños intermedios de hasta 20 mm (.787 pulg.). Véase la página Q5.

CoroDrill® Delta-C

Brocas de metal duro integral

Taladrado optimizado en superaleaciones termorresistentes

Aplicación

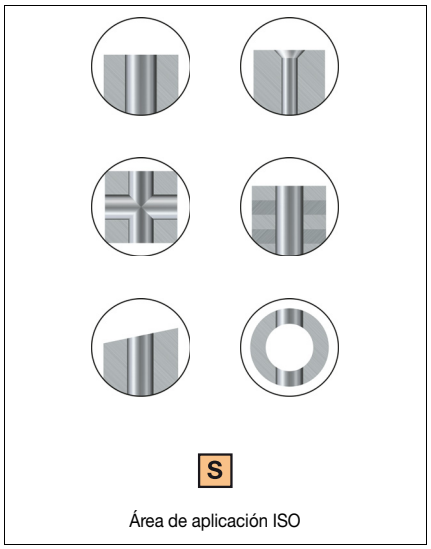

Gama de productos

- Diámetro estándar: 3.00-16.00 mm (.118-.630 pulg.)
- Profundidades de taladrado: 2-5 × diámetro
- Tolerancia del agujero: H9
- Disponible como Tailor Made y como producto especial

Página K102

Geometría especial para ISO S que ofrece un seguro control de la viruta.

Herramientas de taladrado adecuadas para aleaciones con base de cromo de cobalto, níquel y titanio.

Puede reacondicionarse hasta 3 veces a su especificación original.

Tailor Made

Disponible como Tailor Made en tamaños intermedios de 3-20 mm (.118-.787) y como producto especial en 2-3 mm (.079-.118 pulg.). Véase la página Q5.

CoroDrill® Delta-C

Brocas de metal duro integral

Soluciones de herramienta para máquinas CNC en materiales de composites

Aplicación

- Materiales CFRP de alto contenido en fibra
- Materiales CFRP/aluminio en paquetes

N O

Área de aplicación ISO

Profundidad de taladrado y tolerancia del agujero

- Disponible como artículo estándar en stock de 4.00-12.7 mm (.157-.500 pulg.)
- Profundidades de taladrado: 4-5 × diámetro de la broca
- Tolerancia del agujero: IT 8-9
- Ra: 1-5 µm (40-200 µpulg.)

Máquinas

- Centros de mecanizado controlados mediante CNC
- Robots
- Máquinas eléctricas o neumáticas portátiles

Página K106

Los ángulos de punta pequeños y los ángulos de desprendimiento altos ayudan a mejorar la calidad del agujero y a reducir las fuerzas axiales, un factor crítico en superficies de pared delgada.

- Geometría de punta diseñada para evitar el astillamiento y el deshilachado
- Recubrimiento de diamante (N20C)

Disponible como opción Tailor Made. Véase la página Q5.

SANDVIK Coromant

CoroDrill® 861

Brocas de metal duro integral

Taladrado de agujeros profundos de gran estabilidad

Aplicación

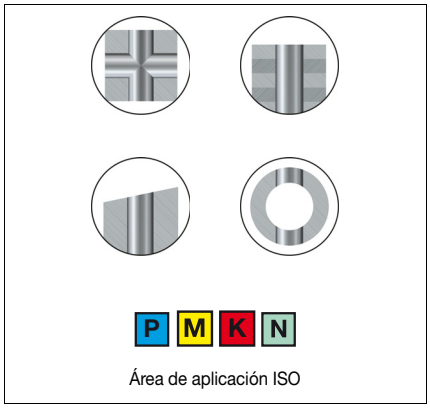

Gama de productos

- Profundidades de taladrado: 12-30 × diámetro de la broca
- Tolerancia del agujero: H8-H9

Página K110

- Broca piloto CoroDrill 861 para aplicar antes de taladrar con CoroDrill 861 de longitud superior a 12 x DC

- Geometría de punta especial para unas fuerzas de corte reducidas
- Geometría de desahogo ACM (del inglés Advanced Chip Management) que favorece una viruta más pequeña y manejable.

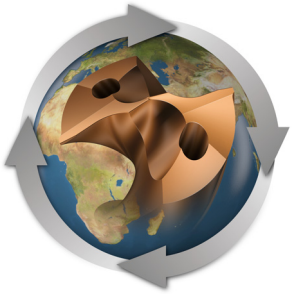

Puede reacondicionarse hasta 3 veces a su especificación original.

CoroDrill® 862

Brocas de metal duro integral

Para agujeros de precisión de diámetro reducido

Aplicación

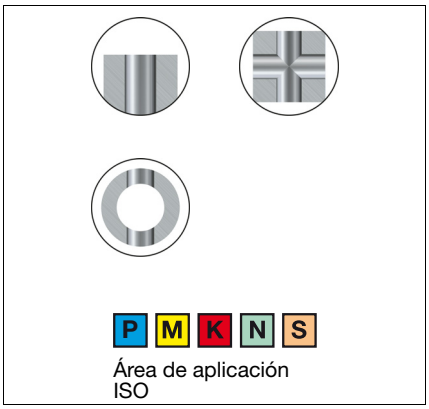

Gama de productos

- Diámetro estándar: 1.85-2.95 mm (.073-.116 pulg.)
- Profundidades de taladrado: 8-12 × diámetro de la broca
- Tolerancia del agujero: H8-H9
- Diámetro del mango en toda la gama: 3 mm (.118-pulg.)
- Disponible como producto especial en tamaños intermedios desde 1.80 a 2.99 mm (.071-.118 pulg.)

Página K116

Geometría de desahogo ACM (del inglés Advanced Chip Management) que favorece una viruta más pequeña y manejable.

CoroDrill® 460

Brocas de metal duro integral

Mecanizado de agujeros en múltiples materiales

Aplicación

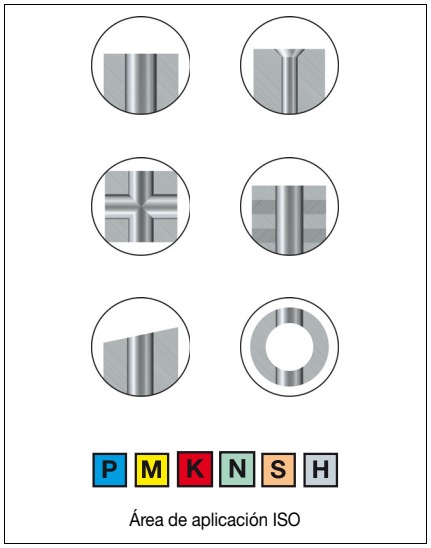

Gama de productos

- Diámetro estándar: 3-20 mm (.118-.787 pulg.)
- Profundidades de taladrado: 2-8 × diámetro de la broca
- Tolerancia del agujero: IT8-IT9
- Disponible como Tailor Made en tamaños intermedios de hasta 25 mm (0.984 pulg.)

Página K118

Puede reacondicionarse hasta 3 veces a su especificación original.

Tailor Made Consulte la página K73

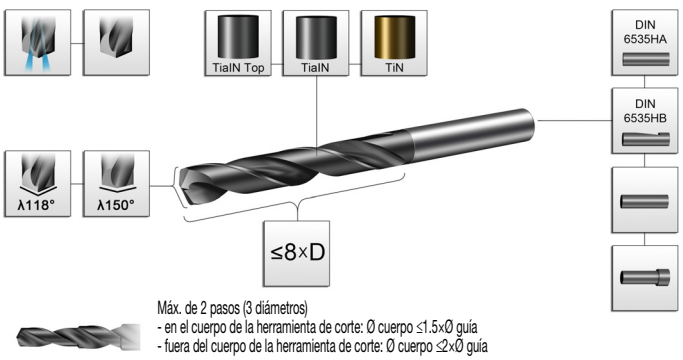

Coromant Delta®

Brocas de metal duro soldado

Estrechas tolerancias de agujero garantizadas en condiciones inestables

Aplicación

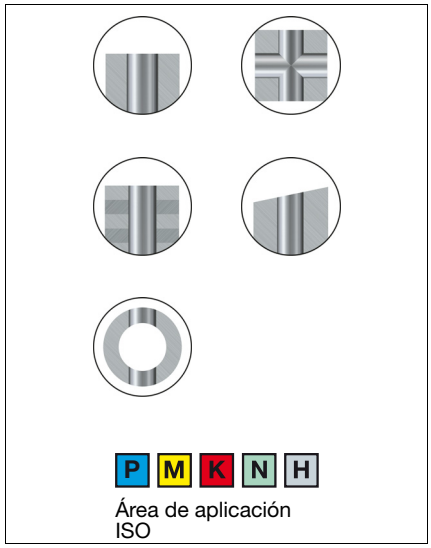

Página K156

Gama de productos

- Gama de diámetros: 9.50-30.00 mm (.375-1.181 pulg.)
- Profundidades de taladrado: 3.5–5 × diámetro de la broca
- Tolerancia del agujero: H8–H9



Desahogos de viruta endurecidos con láser y recubrimiento de (PVD)

Puede reacondicionarse a su especificación original.

Disponible como opción Tailor Made. Véase la página Q7.

CoroDrill® 452

Escariadores, avellanadores y brocas de metal duro integral

Soluciones de herramientas para máquinas portátiles manuales en materiales de composites

Broca para composites
Corodrill 452.1...C

- Para suavizar la salida en materiales CFRP
- Broca a derecha con hélice a izquierda que contrarresta las fuerzas de arrastre para ofrecer una calidad del agujero mejorada
- Tolerancia: +/- 0.025 mm (+/- .0010 pulg.) con casquillo de broca

Consulte la página K163

Broca para composites y metal
CoroDrill 452.1...CM

- Para aplicaciones con o sin agujeros previos
- Para paquetes de CFRP y aluminio, titanio y acero inoxidable
- Punta de broca autocentrante
- Tolerancia: +/- 0.025 mm (+/- .0010 pulg.) con casquillo de broca

Consulte la página K162

Escariador para composites
Corodrill 452.R...C

- Para estrechas tolerancias de agujero
- Diseñada para reducir el riesgo de delaminación del agujero
- Guía escalonada para reducir el arrastre y mejorar la calidad del agujero
- Tolerancia: +/- 0.010 mm (+/- .0004 pulg.) con casquillo de broca

Consulte la página K164

Broca para composites y metal con guía
CoroDrill 452.4...CM

- Para agujeros de gran calidad con un acabado excepcional
- Utilizar con casquillo guía para agujeros con una diferencia mínima de tamaño entre los paquetes de material
- Guía de broca autocentrante
- Tolerancia: +/- 0.025 mm (+/- .0010 pulg.) con casquillo de broca

Consulte la página K161

Avellanado PCD
Corodrill 452.C...C

- Para una precisión mejorada
- Guía de metal duro para una gran precisión y durabilidad
- Filo de PCD para un reafilado y una vida útil de la herramienta estables
- Acoplamiento roscado con paso de rosca de 1/4" y 3/8" para utilizar con un adaptador de microtope

Consulte la página K165

Escariador para composites y metal
CoroDrill 452.R...CM

- Diseñado para reducir el riesgo de delaminación del agujero
- Diámetros de guía adaptados a los diámetros de broca de CoroDrill 452.1 y CoroDrill 452.4
- Tolerancia: +/- 0.010 mm (+/- .0004 pulg.) con casquillo de broca

Consulte la página K164

Aplicación

- Máquinas manuales portátiles
- Agujeros de tornillos y remaches para el sector aeroespacial
- Plástico reforzado con fibra de carbono (CFRP)
- Plástico reforzado con fibra de carbono/materiales metálicos en paquetes



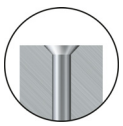

M N S O

Área de aplicación ISO



Servicio de reacondicionamiento


SANDVIK
Coromant

Cómo elegir la broca

1 Defina el diámetro del agujero y la profundidad de taladrado

Encuentre las gamas de diámetros y profundidades de taladrado para las brocas indicadas en la tabla.

2 Seleccione el tipo de broca

Compruebe que la broca es apropiada para el material de la pieza a trabajar.

3 Seleccione el tipo de mango

Muchas brocas están disponibles con diferentes opciones de montaje.
Busque el tipo compatible con su máquina.

4 Pida la broca

Una vez encontrado el tipo de broca que mejor se adapte a sus necesidades, elija una broca que cubra la gama de diámetros de agujero que usted necesite.

5 Seleccione la plaquita si fuera necesario

En el caso de haber elegido una broca con plaquita intercambiable para agujero corto, deberá pedir las plaquitas por separado.
Busque las plaquitas adecuadas para su diámetro de taladrado y seleccione las calidades de geometrías recomendadas para el material de la pieza.

Símbolos de las referencias de página:


Plaquitas

Opciones Tailor Made

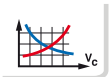
Datos de corte

Explicación de los parámetros ISO 13399

Clave de códigos

Información sobre el suministro de refrigerante

Alternativas de herramientas - Resumen

	Brocas de punta intercambiable/Brocas de plaquita intercambiable						Brocas integrales		
	870	880	880	881	R416	R416.7	860-PM	860.2-PM	860-MM
Tipo de broca	**Broca de punta intercam-biable**	**Broca de plaquita intercam-biable**	**Broca de plaquita intercambiable para grandes diámetros**	**Broca de plaquita intercam-biable**	**Broca de plaquita intercambiable para taladrado a media caña**	**Herramienta de trepanado**	**Broca de metal duro integral**	**Broca con chaflán y diametral**	**Broca de metal duro integral**
D_c mm	10.00-33.00	12.00-63.50	65.00-84.00	14.00-23.50	12.70-35.00	60.00-110.00	3.00-20.00	3.35-17.50	3.00-16.00
D_c pulgadas	.394-1.299	.500-2.500	2.559-3.307	.551-.925	.500-1.378	2.362-4.331	.118-.787	.131-.688	.118-.787
Área de aplicación ISO	P M K	P M K N S H	P M K N S H	P M K N S H	P M K N S H	P M K N S	P	P	M
ULDR	3-10 x DC	2-5 x DC	3-4 x DC	2-5 x DC	4 x DC	2.5 x DC	2-8 x DC		2-8 x DC
TCHA	H9	H12-H13	IT13	IT13	IT13	IT13	H8	H9	H8
Refrigerante	Interior	Interior	Interior	Interior	Interior	Exterior	Interior o Exterior	Interior	Interior
Página	**K34**	**K40**	**K58**	**K63**	**K70**	**K72**	**K73**	**K107**	**K87**

	Brocas integrales										
	860.2-MM	860-NM	R846	HC	854	861-GP	861-GM	862-GM	460-XM	R411.5	452
Tipo de broca	**Broca con chaflán y diametral**	**Brocas de metal duro integral**	**Brocas de metal duro integral**	**Broca sacamachos**	**Brocas de metal duro integral**	**Broca guía**	**Broca de metal duro integral para agujeros profundos**	**Broca de metal duro integral para micro-agujeros**	**Brocas de metal duro integral**	**Broca de punta de metal duro soldado**	**Broca para aplicaciones manuales**
D_c mm	3.35-17.50	3.00-20.00	3.00-16.00	2.00-6.00	4.00-12.70	3.00-12.00	3.00-20.00	1.85-2.95	3.00-20.00	9.75-30.00	3.37-11.91
D_c pulgadas	.131-.688	.118-.787	.118-.472	.079-.236	.157-.500	.118-.472	.118-.787	.073-.116	.118-.787	.384-1.181	.133-.469
Área de aplicación ISO	M	N	S	H	O	P M K N	P M K N	P M K N S	P M K N S H	P M K N H	P K N S O
ULDR		3-8 x DC	2-5 x DC	5 x DC	4-5 x DC	3 x DC	12-30 x DC	8-12 x DC	2-8 x DC	3.5-5 x DC	4-20 x DC
TCHA	H9	H8	H9	H13	H9	H9	H9	H9	H9	H9	H9
Refrigerante	Internal	Interior	Interior	Exterior	Exterior	Internal	Interior	Interior	Interior o Exterior	Interior	Exterior
Página	**K108**	**K97**	**K102**	**K160**	**K106**	**K110**	**K111**	**K116**	**K118**	**K156**	**K163**

Punta de broca CoroDrill® 870



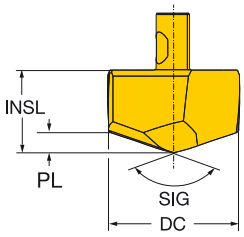

	DC	DC"		Código de pedido	P 4234	PL	PL"	INSL	INSL"	SIG
						Dimensiones, mm, pulg.				
	10.00	.3937	6	870-1000-6-PM	☆	1.5	.060	6.2	.244	142°
	10.10	.3976		870-1010-6-PM	☆	1.6	.061	6.2	.244	142°
	10.20	.4016		870-1020-6-PM	☆	1.6	.061	6.2	.244	142°
	10.30	.4055		870-1030-6-PM	☆	1.6	.062	6.2	.244	142°
	10.40	.4094		870-1040-6-PM	☆	1.6	.062	6.2	.244	142°
	10.50	.4134	7	870-1050-7-PM	☆	1.6	.063	6.2	.244	142°
	10.60	.4173		870-1060-7-PM	☆	1.6	.064	6.2	.244	142°
	10.70	.4213		870-1070-7-PM	☆	1.7	.064	6.2	.244	142°
	10.80	.4252		870-1080-7-PM	☆	1.7	.065	6.2	.244	142°
	10.90	.4291		870-1090-7-PM	☆	1.7	.066	6.2	.244	142°
	11.00	.4331	8	870-1100-8-PM	☆	1.7	.066	6.9	.271	142°
	11.10	.4370		870-1110-8-PM	☆	1.7	.066	6.9	.271	142°
	11.11	.4374		870-1111-8-PM	☆	1.7	.066	6.9	.271	142°
	11.20	.4409		870-1120-8-PM	☆	1.7	.067	6.9	.271	142°
	11.30	.4449		870-1130-8-PM	☆	1.7	.068	6.9	.271	142°
	11.40	.4488		870-1140-8-PM	☆	1.8	.068	6.9	.271	142°
	11.50	.4528	9	870-1150-9-PM	☆	1.8	.069	6.9	.271	142°
	11.60	.4567		870-1160-9-PM	☆	1.8	.070	6.9	.271	142°
	11.70	.4606		870-1170-9-PM	☆	1.8	.070	6.9	.271	142°
	11.80	.4646		870-1180-9-PM	☆	1.8	.071	6.9	.271	142°
	11.90	.4685		870-1190-9-PM	☆	1.8	.072	6.9	.271	142°
	12.00	.4724	10	870-1200-10-PM	☆	1.8	.072	7.5	.295	142°
	12.10	.4764		870-1210-10-PM	☆	1.9	.072	7.5	.295	142°
	12.20	.4803		870-1220-10-PM	☆	1.9	.073	7.5	.295	142°
	12.30	.4843		870-1230-10-PM	☆	1.9	.074	7.5	.295	142°
	12.40	.4882		870-1240-10-PM	☆	1.9	.074	7.5	.295	142°
	12.50	.4921	11	870-1250-11-PM	☆	1.9	.075	7.5	.295	142°
	12.60	.4961		870-1260-11-PM	☆	1.9	.075	7.5	.295	142°
	12.70	.5000		870-1270-11-PM	☆	2.0	.076	7.5	.295	142°
	12.80	.5039		870-1280-11-PM	☆	2.0	.077	7.5	.295	142°
	12.90	.5079		870-1290-11-PM	☆	2.0	.077	7.5	.295	142°
	13.00	.5118	12	870-1300-12-PM	☆	2.0	.078	8.0	.314	142°
	13.10	.5157		870-1310-12-PM	☆	2.0	.079	8.0	.314	142°
	13.20	.5197		870-1320-12-PM	☆	2.0	.079	8.0	.314	142°
	13.30	.5236		870-1330-12-PM	☆	2.0	.080	8.0	.314	142°
	13.40	.5276		870-1340-12-PM	☆	2.1	.081	8.0	.314	142°
	13.50	.5315	13	870-1350-13-PM	☆	2.1	.081	8.0	.314	142°
	13.60	.5354		870-1360-13-PM	☆	2.1	.082	8.0	.314	142°
	13.70	.5394		870-1370-13-PM	☆	2.1	.083	8.0	.314	142°
	13.80	.5433		870-1380-13-PM	☆	2.1	.083	8.0	.314	142°
	13.90	.5472		870-1390-13-PM	☆	2.1	.084	8.0	.314	142°
	14.00	.5512	14	870-1400-14-PM	☆	2.1	.083	8.7	.342	142°
	14.10	.5551		870-1410-14-PM	☆	2.2	.084	8.7	.342	142°
	14.20	.5591		870-1420-14-PM	☆	2.2	.085	8.7	.342	142°
	14.29	.5626		870-1429-14-PM	☆	2.2	.085	8.7	.342	142°
	14.30	.5630		870-1430-14-PM	☆	2.2	.085	8.7	.342	142°
	14.40	.5669		870-1440-14-PM	☆	2.2	.086	8.7	.342	142°
	14.50	.5709		870-1450-14-PM	☆	2.2	.087	8.7	.342	142°
	14.60	.5748		870-1460-14-PM	☆	2.2	.087	8.7	.342	142°
	14.70	.5787		870-1470-14-PM	☆	2.3	.088	8.7	.342	142°
	14.80	.5827		870-1480-14-PM	☆	2.3	.089	8.7	.342	142°

Q5 K170 K254 Q1 Q29

Punta de broca CoroDrill® 870



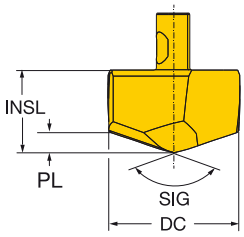

	DC	DC"		Código de pedido	P 4234	PL	PL"	INSL	INSL"	SIG
						Dimensiones, mm, pulg.				
	14.90	.5866	14	870-1490-14-PM	☆	2.3	.089	8.7	.342	142°
	15.00	.5906	15	870-1500-15-PM	☆	2.3	.089	9.3	.366	142°
	15.10	.5945		870-1510-15-PM	☆	2.3	.090	9.3	.366	142°
	15.20	.5984		870-1520-15-PM	☆	2.3	.091	9.3	.366	142°
	15.30	.6024		870-1530-15-PM	☆	2.3	.092	9.3	.366	142°
	15.40	.6063		870-1540-15-PM	☆	2.4	.092	9.3	.366	142°
	15.50	.6102		870-1550-15-PM	☆	2.4	.093	9.3	.366	142°
	15.60	.6142		870-1560-15-PM	☆	2.4	.094	9.3	.366	142°
	15.70	.6181		870-1570-15-PM	☆	2.4	.094	9.3	.366	142°
	15.80	.6220		870-1580-15-PM	☆	2.4	.095	9.3	.366	142°
	15.88	.6252		870-1588-15-PM	☆	2.4	.095	9.3	.366	142°
	15.90	.6260		870-1590-15-PM	☆	2.4	.096	9.3	.366	142°
	16.00	.6299	16	870-1600-16-PM	☆	2.4	.095	10.0	.393	142°
	16.10	.6339		870-1610-16-PM	☆	2.4	.096	10.0	.393	142°
	16.13	.6350		870-1613-16-PM	☆	2.5	.096	10.0	.393	142°
	16.20	.6378		870-1620-16-PM	☆	2.5	.096	10.0	.393	142°
	16.30	.6417		870-1630-16-PM	☆	2.5	.097	10.0	.393	142°
	16.40	.6457		870-1640-16-PM	☆	2.5	.098	10.0	.393	142°
	16.50	.6496		870-1650-16-PM	☆	2.5	.098	10.0	.393	142°
	16.60	.6535		870-1660-16-PM	☆	2.5	.099	10.0	.393	142°
	16.70	.6575		870-1670-16-PM	☆	2.5	.100	10.0	.393	142°
	16.80	.6614		870-1680-16-PM	☆	2.6	.100	10.0	.393	142°
	16.90	.6654		870-1690-16-PM	☆	2.6	.101	10.0	.393	142°
	17.00	.6693	17	870-1700-17-PM	☆	2.6	.101	10.6	.417	142°
	17.10	.6732		870-1710-17-PM	☆	2.6	.101	10.6	.417	142°
	17.20	.6772		870-1720-17-PM	☆	2.6	.102	10.6	.417	142°
	17.30	.6811		870-1730-17-PM	☆	2.6	.103	10.6	.417	142°
	17.40	.6850		870-1740-17-PM	☆	2.7	.104	10.6	.417	142°
	17.46	.6874		870-1746-17-PM	☆	2.7	.104	10.6	.417	142°
	17.50	.6890		870-1750-17-PM	☆	2.7	.104	10.6	.417	142°
	17.60	.6929		870-1760-17-PM	☆	2.7	.105	10.6	.417	142°
	17.70	.6969		870-1770-17-PM	☆	2.7	.106	10.6	.417	142°
	17.80	.7008		870-1780-17-PM	☆	2.7	.106	10.6	.417	142°
	17.90	.7047		870-1790-17-PM	☆	2.7	.107	10.6	.417	142°
	18.00	.7087	18	870-1800-18-PM	☆	2.7	.107	11.3	.444	142°
	18.10	.7126		870-1810-18-PM	☆	2.7	.107	11.3	.444	142°
	18.20	.7165		870-1820-18-PM	☆	2.8	.108	11.3	.444	142°
	18.30	.7205		870-1830-18-PM	☆	2.8	.109	11.3	.444	142°
	18.40	.7244		870-1840-18-PM	☆	2.8	.109	11.3	.444	142°
	18.50	.7283		870-1850-18-PM	☆	2.8	.110	11.3	.444	142°
	18.60	.7323		870-1860-18-PM	☆	2.8	.111	11.3	.444	142°
	18.70	.7362		870-1870-18-PM	☆	2.8	.111	11.3	.444	142°
	18.80	.7402		870-1880-18-PM	☆	2.9	.112	11.3	.444	142°
	18.90	.7441		870-1890-18-PM	☆	2.9	.112	11.3	.444	142°
	19.00	.7480	19	870-1900-19-PM	☆	2.9	.112	11.9	.468	142°
	19.05	.7500		870-1905-19-PM	☆	2.9	.113	11.9	.468	142°
	19.10	.7520		870-1910-19-PM	☆	2.9	.113	11.9	.468	142°
	19.20	.7559		870-1920-19-PM	☆	2.9	.114	11.9	.468	142°
	19.25	.7579		870-1925-19-PM	☆	2.9	.114	11.9	.468	142°
	19.30	.7598		870-1930-19-PM	☆	2.9	.114	11.9	.468	142°
	19.40	.7638		870-1940-19-PM	☆	2.9	.115	11.9	.468	142°

Q5 K170 K254 Q1 Q29

Punta de broca CoroDrill® 870



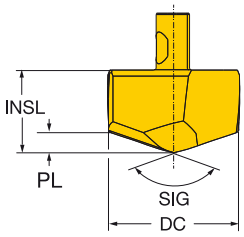

	DC	DC"		Código de pedido	P 4234	PL	PL"	INSL	INSL"	SIG
						Dimensiones, mm, pulg.				
	19.50	.7677	19	870-1950-19-PM	☆	3.0	.116	11.9	.468	142°
	19.60	.7717		870-1960-19-PM	☆	3.0	.116	11.9	.468	142°
	19.70	.7756		870-1970-19-PM	☆	3.0	.117	11.9	.468	142°
	19.80	.7795		870-1980-19-PM	☆	3.0	.118	11.9	.468	142°
	19.90	.7835		870-1990-19-PM	☆	3.0	.118	11.9	.468	142°
	20.00	.7874	20	870-2000-20-PM	☆	3.0	.118	12.5	.492	142°
	20.10	.7913		870-2010-20-PM	☆	3.0	.119	12.5	.492	142°
	20.20	.7953		870-2020-20-PM	☆	3.1	.120	12.5	.492	142°
	20.30	.7992		870-2030-20-PM	☆	3.1	.120	12.5	.492	142°
	20.40	.8032		870-2040-20-PM	☆	3.1	.121	12.5	.492	142°
	20.50	.8071		870-2050-20-PM	☆	3.1	.122	12.5	.492	142°
	20.60	.8110		870-2060-20-PM	☆	3.1	.122	12.5	.492	142°
	20.64	.8126		870-2064-20-PM	☆	3.1	.123	12.5	.492	142°
	20.70	.8150		870-2070-20-PM	☆	3.1	.123	12.5	.492	142°
	20.80	.8189		870-2080-20-PM	☆	3.2	.124	12.5	.492	142°
	20.90	.8228		870-2090-20-PM	☆	3.2	.124	12.5	.492	142°
	21.00	.8268	21	870-2100-21-PM	☆	3.2	.124	13.2	.519	142°
	21.10	.8307		870-2110-21-PM	☆	3.2	.125	13.2	.519	142°
	21.20	.8346		870-2120-21-PM	☆	3.2	.125	13.2	.519	142°
	21.30	.8386		870-2130-21-PM	☆	3.2	.126	13.2	.519	142°
	21.40	.8425		870-2140-21-PM	☆	3.2	.127	13.2	.519	142°
	21.50	.8465		870-2150-21-PM	☆	3.3	.127	13.2	.519	142°
	21.60	.8504		870-2160-21-PM	☆	3.3	.128	13.2	.519	142°
	21.70	.8543		870-2170-21-PM	☆	3.3	.129	13.2	.519	142°
	21.80	.8583		870-2180-21-PM	☆	3.3	.129	13.2	.519	142°
	21.90	.8622		870-2190-21-PM	☆	3.3	.130	13.2	.519	142°
	22.00	.8661	22	870-2200-22-PM	☆	3.3	.130	13.8	.543	142°
	22.10	.8701		870-2210-22-PM	☆	3.3	.131	13.8	.543	142°
	22.20	.8740		870-2220-22-PM	☆	3.4	.131	13.8	.543	142°
	22.23	.8752		870-2223-22-PM	☆	3.4	.131	13.8	.543	142°
	22.30	.8780		870-2230-22-PM	☆	3.4	.132	13.8	.543	142°
	22.40	.8819		870-2240-22-PM	☆	3.4	.133	13.8	.543	142°
	22.50	.8858		870-2250-22-PM	☆	3.4	.133	13.8	.543	142°
	22.60	.8898		870-2260-22-PM	☆	3.4	.134	13.8	.543	142°
	22.70	.8937		870-2270-22-PM	☆	3.4	.135	13.8	.543	142°
	22.80	.8976		870-2280-22-PM	☆	3.5	.135	13.8	.543	142°
	22.90	.9016		870-2290-22-PM	☆	3.5	.136	13.8	.543	142°
	23.00	.9055	23	870-2300-23-PM	☆	3.5	.136	14.5	.570	142°
	23.10	.9094		870-2310-23-PM	☆	3.5	.136	14.5	.570	142°
	23.20	.9134		870-2320-23-PM	☆	3.5	.137	14.5	.570	142°
	23.30	.9173		870-2330-23-PM	☆	3.5	.138	14.5	.570	142°
	23.40	.9213		870-2340-23-PM	☆	3.5	.138	14.5	.570	142°
	23.50	.9252		870-2350-23-PM	☆	3.5	.139	14.5	.570	142°
	23.60	.9291		870-2360-23-PM	☆	3.6	.140	14.5	.570	142°
	23.70	.9331		870-2370-23-PM	☆	3.6	.140	14.5	.570	142°
	23.80	.9370		870-2380-23-PM	☆	3.6	.141	14.5	.570	142°
	23.81	.9374		870-2381-23-PM	☆	3.6	.141	14.5	.570	142°
	23.90	.9409		870-2390-23-PM	☆	3.6	.142	14.5	.570	142°
	24.00	.9449	24	870-2400-24-PM	☆	3.6	.142	15.0	.590	142°
	24.10	.9488		870-2410-24-PM	☆	3.6	.143	15.0	.590	142°
	24.20	.9528		870-2420-24-PM	☆	3.7	.143	15.0	.590	142°

Q5 K170 K254 Q1 Q29

Punta de broca CoroDrill® 870



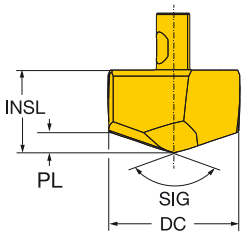

	DC	DC"		Código de pedido	P 4234	PL	PL"	INSL	INSL"	SIG
						Dimensiones, mm, pulg.				
	24.30	.9567	24	870-2430-24-PM	☆	3.7	.144	15.0	.590	142°
	24.40	.9606		870-2440-24-PM	☆	3.7	.145	15.0	.590	142°
	24.50	.9646		870-2450-24-PM	☆	3.7	.145	15.0	.590	142°
	24.60	.9685		870-2460-24-PM	☆	3.7	.146	15.0	.590	142°
	24.70	.9724		870-2470-24-PM	☆	3.7	.147	15.0	.590	142°
	24.80	.9764		870-2480-24-PM	☆	3.8	.147	15.0	.590	142°
	24.90	.9803		870-2490-24-PM	☆	3.8	.148	15.0	.590	142°
	25.00	.9843	25	870-2500-25-PM	☆	3.8	.148	15.7	.618	142°
	25.10	.9882		870-2510-25-PM	☆	3.8	.148	15.7	.618	142°
	25.20	.9921		870-2520-25-PM	☆	3.8	.149	15.7	.618	142°
	25.30	.9961		870-2530-25-PM	☆	3.8	.150	15.7	.618	142°
	25.40	1.0000		870-2540-25-PM	☆	3.8	.150	15.7	.618	142°
	25.50	1.0039		870-2550-25-PM	☆	3.8	.151	15.7	.618	142°
	25.60	1.0079		870-2560-25-PM	☆	3.9	.151	15.7	.618	142°
	25.70	1.0118		870-2570-25-PM	☆	3.9	.152	15.7	.618	142°
	25.80	1.0158		870-2580-25-PM	☆	3.9	.153	15.7	.618	142°
	25.90	1.0197		870-2590-25-PM	☆	3.9	.153	15.7	.618	142°
	26.00	1.0236	26	870-2600-26-PM	☆	3.9	.153	16.4	.645	142°
	26.50	1.0433		870-2650-26-PM	☆	4.0	.157	16.4	.645	142°
	26.65	1.0492		870-2665-26-PM	☆	4.0	.158	16.4	.645	142°
	27.00	1.0630	27	870-2700-27-PM	☆	4.1	.159	17.0	.669	142°
	27.50	1.0827		870-2750-27-PM	☆	4.1	.162	17.0	.669	142°
	28.00	1.1024	28	870-2800-28-PM	☆	4.2	.166	17.6	.692	142°
	28.50	1.1221		870-2850-28-PM	☆	4.3	.169	17.6	.692	142°
	28.58	1.1252		870-2858-28-PM	☆	4.3	.170	17.6	.692	142°
	29.00	1.1417	29	870-2900-29-PM	☆	4.4	.171	18.3	.720	142°
	29.50	1.1614		870-2950-29-PM	☆	4.5	.175	18.3	.720	142°
	29.65	1.1673		870-2965-29-PM	☆	4.5	.176	18.3	.720	142°
	30.00	1.1811	30	870-3000-30-PM	☆	4.5	.177	18.9	.744	142°
	30.50	1.2008		870-3050-30-PM	☆	4.6	.181	18.9	.744	142°
	31.00	1.2205	31	870-3100-31-PM	☆	4.8	.187	19.5	.767	142°
	31.50	1.2402		870-3150-31-PM	☆	4.8	.190	19.5	.767	142°
	31.75	1.2500		870-3175-31-PM	☆	4.9	.191	19.5	.767	142°
	32.00	1.2598		870-3200-31-PM	☆	4.9	.193	19.5	.767	142°
	32.15	1.2658		870-3215-31-PM	☆	5.0	.194	19.5	.767	142°
	32.50	1.2795		870-3250-31-PM	☆	5.0	.196	19.5	.767	142°
	33.00	1.2992		870-3300-31-PM	☆	5.1	.200	19.5	.767	142°

Q5 K170 K254 Q1 Q29

Punta de broca CoroDrill® 870



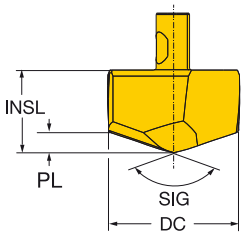



DC	DC"		Código de pedido	M 2234	Dimensiones, mm, pulg. PL	PL"	INSL	INSL"	SIG
10.00	.3937	6	870-1000-6-MM	☆	1.5	.060	6.2	.244	142°
10.10	.3976		870-1010-6-MM	☆	1.6	.061	6.2	.244	142°
10.20	.4016		870-1020-6-MM	☆	1.6	.061	6.2	.244	142°
10.30	.4055		870-1030-6-MM	☆	1.6	.062	6.2	.244	142°
10.40	.4094		870-1040-6-MM	☆	1.6	.062	6.2	.244	142°
10.50	.4134	7	870-1050-7-MM	☆	1.6	.063	6.2	.244	142°
10.60	.4173		870-1060-7-MM	☆	1.6	.064	6.2	.244	142°
10.70	.4213		870-1070-7-MM	☆	1.7	.064	6.2	.244	142°
10.80	.4252		870-1080-7-MM	☆	1.7	.065	6.2	.244	142°
10.90	.4291		870-1090-7-MM	☆	1.7	.066	6.2	.244	142°
11.00	.4331	8	870-1100-8-MM	☆	1.7	.066	6.9	.271	142°
11.10	.4370		870-1110-8-MM	☆	1.7	.066	6.9	.271	142°
11.11	.4374		870-1111-8-MM	☆	1.7	.066	6.9	.271	142°
11.20	.4409		870-1120-8-MM	☆	1.7	.067	6.9	.271	142°
11.30	.4449		870-1130-8-MM	☆	1.7	.068	6.9	.271	142°
11.40	.4488		870-1140-8-MM	☆	1.8	.068	6.9	.271	142°
11.50	.4528	9	870-1150-9-MM	☆	1.8	.069	6.9	.271	142°
11.60	.4567		870-1160-9-MM	☆	1.8	.070	6.9	.271	142°
11.70	.4606		870-1170-9-MM	☆	1.8	.070	6.9	.271	142°
11.80	.4646		870-1180-9-MM	☆	1.8	.071	6.9	.271	142°
11.90	.4685		870-1190-9-MM	☆	1.8	.072	6.9	.271	142°
12.00	.4724	10	870-1200-10-MM	☆	1.8	.072	7.5	.295	142°
12.10	.4764		870-1210-10-MM	☆	1.9	.072	7.5	.295	142°
12.20	.4803		870-1220-10-MM	☆	1.9	.073	7.5	.295	142°
12.30	.4843		870-1230-10-MM	☆	1.9	.074	7.5	.295	142°
12.40	.4882		870-1240-10-MM	☆	1.9	.074	7.5	.295	142°
12.50	.4921	11	870-1250-11-MM	☆	1.9	.075	7.5	.295	142°
12.60	.4961		870-1260-11-MM	☆	1.9	.075	7.5	.295	142°
12.70	.5000		870-1270-11-MM	☆	2.0	.076	7.5	.295	142°
12.80	.5039		870-1280-11-MM	☆	2.0	.077	7.5	.295	142°
12.90	.5079		870-1290-11-MM	☆	2.0	.077	7.5	.295	142°
13.00	.5118	12	870-1300-12-MM	☆	2.0	.078	8.0	.314	142°
13.10	.5157		870-1310-12-MM	☆	2.0	.079	8.0	.314	142°
13.20	.5197		870-1320-12-MM	☆	2.0	.079	8.0	.314	142°
13.30	.5236		870-1330-12-MM	☆	2.0	.080	8.0	.314	142°
13.40	.5276		870-1340-12-MM	☆	2.1	.081	8.0	.314	142°
13.50	.5315	13	870-1350-13-MM	☆	2.1	.081	8.0	.314	142°
13.60	.5354		870-1360-13-MM	☆	2.1	.082	8.0	.314	142°
13.70	.5394		870-1370-13-MM	☆	2.1	.083	8.0	.314	142°
13.80	.5433		870-1380-13-MM	☆	2.1	.083	8.0	.314	142°
13.90	.5472		870-1390-13-MM	☆	2.1	.084	8.0	.314	142°
14.00	.5512	14	870-1400-14-MM	☆	2.1	.083	8.7	.342	142°
14.10	.5551		870-1410-14-MM	☆	2.2	.084	8.7	.342	142°
14.20	.5591		870-1420-14-MM	☆	2.2	.085	8.7	.342	142°
14.29	.5626		870-1429-14-MM	☆	2.2	.085	8.7	.342	142°
14.30	.5630		870-1430-14-MM	☆	2.2	.085	8.7	.342	142°
14.40	.5669		870-1440-14-MM	☆	2.2	.086	8.7	.342	142°
14.50	.5709		870-1450-14-MM	☆	2.2	.087	8.7	.342	142°
14.60	.5748		870-1460-14-MM	☆	2.2	.087	8.7	.342	142°
14.70	.5787		870-1470-14-MM	☆	2.3	.088	8.7	.342	142°
14.80	.5827		870-1480-14-MM	☆	2.3	.089	8.7	.342	142°

Q5 K170 K254 Q1 Q29

SANDVIK Coromant

Punta de broca CoroDrill® 870



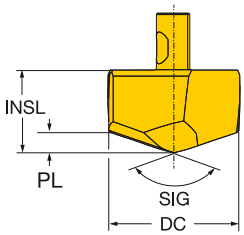

	DC	DC"		Código de pedido	M 2234	PL	PL"	INSL	INSL"	SIG
						Dimensiones, mm, pulg.				
	14.90	.5866	14	870-1490-14-MM	☆	2.3	.089	8.7	.342	142°
	15.00	.5906	15	870-1500-15-MM	☆	2.3	.089	9.3	.366	142°
	15.10	.5945		870-1510-15-MM	☆	2.3	.090	9.3	.366	142°
	15.20	.5984		870-1520-15-MM	☆	2.3	.091	9.3	.366	142°
	15.30	.6024		870-1530-15-MM	☆	2.3	.092	9.3	.366	142°
	15.40	.6063		870-1540-15-MM	☆	2.4	.092	9.3	.366	142°
	15.50	.6102		870-1550-15-MM	☆	2.4	.093	9.3	.366	142°
	15.60	.6142		870-1560-15-MM	☆	2.4	.094	9.3	.366	142°
	15.70	.6181		870-1570-15-MM	☆	2.4	.094	9.3	.366	142°
	15.80	.6220		870-1580-15-MM	☆	2.4	.095	9.3	.366	142°
	15.88	.6252		870-1588-15-MM	☆	2.4	.095	9.3	.366	142°
	15.90	.6260		870-1590-15-MM	☆	2.4	.096	9.3	.366	142°
	16.00	.6299	16	870-1600-16-MM	☆	2.4	.095	10.0	.393	142°
	16.10	.6339		870-1610-16-MM	☆	2.4	.096	10.0	.393	142°
	16.13	.6350		870-1613-16-MM	☆	2.5	.096	10.0	.393	142°
	16.20	.6378		870-1620-16-MM	☆	2.5	.096	10.0	.393	142°
	16.30	.6417		870-1630-16-MM	☆	2.5	.097	10.0	.393	142°
	16.40	.6457		870-1640-16-MM	☆	2.5	.098	10.0	.393	142°
	16.50	.6496		870-1650-16-MM	☆	2.5	.098	10.0	.393	142°
	16.60	.6535		870-1660-16-MM	☆	2.5	.099	10.0	.393	142°
	16.70	.6575		870-1670-16-MM	☆	2.5	.100	10.0	.393	142°
	16.80	.6614		870-1680-16-MM	☆	2.6	.100	10.0	.393	142°
	16.90	.6654		870-1690-16-MM	☆	2.6	.101	10.0	.393	142°
	17.00	.6693	17	870-1700-17-MM	☆	2.6	.101	10.6	.417	142°
	17.10	.6732		870-1710-17-MM	☆	2.6	.101	10.6	.417	142°
	17.20	.6772		870-1720-17-MM	☆	2.6	.102	10.6	.417	142°
	17.30	.6811		870-1730-17-MM	☆	2.6	.103	10.6	.417	142°
	17.40	.6850		870-1740-17-MM	☆	2.7	.104	10.6	.417	142°
	17.46	.6874		870-1746-17-MM	☆	2.7	.104	10.6	.417	142°
	17.50	.6890		870-1750-17-MM	☆	2.7	.104	10.6	.417	142°
	17.60	.6929		870-1760-17-MM	☆	2.7	.105	10.6	.417	142°
	17.70	.6969		870-1770-17-MM	☆	2.7	.106	10.6	.417	142°
	17.80	.7008		870-1780-17-MM	☆	2.7	.106	10.6	.417	142°
	17.90	.7047		870-1790-17-MM	☆	2.7	.107	10.6	.417	142°
	18.00	.7087	18	870-1800-18-MM	☆	2.7	.107	11.3	.444	142°
	18.10	.7126		870-1810-18-MM	☆	2.7	.107	11.3	.444	142°
	18.20	.7165		870-1820-18-MM	☆	2.8	.108	11.3	.444	142°
	18.30	.7205		870-1830-18-MM	☆	2.8	.109	11.3	.444	142°
	18.40	.7244		870-1840-18-MM	☆	2.8	.109	11.3	.444	142°
	18.50	.7283		870-1850-18-MM	☆	2.8	.110	11.3	.444	142°
	18.60	.7323		870-1860-18-MM	☆	2.8	.111	11.3	.444	142°
	18.70	.7362		870-1870-18-MM	☆	2.8	.111	11.3	.444	142°
	18.80	.7402		870-1880-18-MM	☆	2.9	.112	11.3	.444	142°
	18.90	.7441		870-1890-18-MM	☆	2.9	.112	11.3	.444	142°
	19.00	.7480	19	870-1900-19-MM	☆	2.9	.112	11.9	.468	142°
	19.05	.7500		870-1905-19-MM	☆	2.9	.113	11.9	.468	142°
	19.10	.7520		870-1910-19-MM	☆	2.9	.113	11.9	.468	142°
	19.20	.7559		870-1920-19-MM	☆	2.9	.114	11.9	.468	142°
	19.25	.7579		870-1925-19-MM	☆	2.9	.114	11.9	.468	142°
	19.30	.7598		870-1930-19-MM	☆	2.9	.114	11.9	.468	142°
	19.40	.7638		870-1940-19-MM	☆	2.9	.115	11.9	.468	142°

Q5 K170 K254 Q1 Q29

Punta de broca CoroDrill® 870



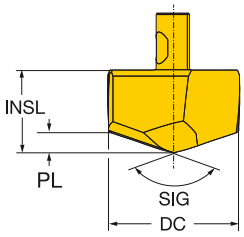



DC	DC"		Código de pedido	M 2234	PL	PL"	INSL	INSL"	SIG
					Dimensiones, mm, pulg.				
19.50	.7677	19	870-1950-19-MM	☆	3.0	.116	11.9	.468	142°
19.60	.7717		870-1960-19-MM	☆	3.0	.116	11.9	.468	142°
19.70	.7756		870-1970-19-MM	☆	3.0	.117	11.9	.468	142°
19.80	.7795		870-1980-19-MM	☆	3.0	.118	11.9	.468	142°
19.90	.7835		870-1990-19-MM	☆	3.0	.118	11.9	.468	142°
20.00	.7874	20	870-2000-20-MM	☆	3.0	.118	12.5	.492	142°
20.10	.7913		870-2010-20-MM	☆	3.0	.119	12.5	.492	142°
20.20	.7953		870-2020-20-MM	☆	3.1	.120	12.5	.492	142°
20.30	.7992		870-2030-20-MM	☆	3.1	.120	12.5	.492	142°
20.40	.8032		870-2040-20-MM	☆	3.1	.121	12.5	.492	142°
20.50	.8071		870-2050-20-MM	☆	3.1	.122	12.5	.492	142°
20.60	.8110		870-2060-20-MM	☆	3.1	.122	12.5	.492	142°
20.64	.8126		870-2064-20-MM	☆	3.1	.123	12.5	.492	142°
20.70	.8150		870-2070-20-MM	☆	3.1	.123	12.5	.492	142°
20.80	.8189		870-2080-20-MM	☆	3.2	.124	12.5	.492	142°
20.90	.8228		870-2090-20-MM	☆	3.2	.124	12.5	.492	142°
21.00	.8268	21	870-2100-21-MM	☆	3.2	.124	13.2	.519	142°
21.10	.8307		870-2110-21-MM	☆	3.2	.125	13.2	.519	142°
21.20	.8346		870-2120-21-MM	☆	3.2	.125	13.2	.519	142°
21.30	.8386		870-2130-21-MM	☆	3.2	.126	13.2	.519	142°
21.40	.8425		870-2140-21-MM	☆	3.2	.127	13.2	.519	142°
21.50	.8465		870-2150-21-MM	☆	3.3	.127	13.2	.519	142°
21.60	.8504		870-2160-21-MM	☆	3.3	.128	13.2	.519	142°
21.70	.8543		870-2170-21-MM	☆	3.3	.129	13.2	.519	142°
21.80	.8583		870-2180-21-MM	☆	3.3	.129	13.2	.519	142°
21.90	.8622		870-2190-21-MM	☆	3.3	.130	13.2	.519	142°
22.00	.8661	22	870-2200-22-MM	☆	3.3	.130	13.8	.543	142°
22.10	.8701		870-2210-22-MM	☆	3.3	.131	13.8	.543	142°
22.20	.8740		870-2220-22-MM	☆	3.4	.131	13.8	.543	142°
22.23	.8752		870-2223-22-MM	☆	3.4	.131	13.8	.543	142°
22.30	.8780		870-2230-22-MM	☆	3.4	.132	13.8	.543	142°
22.40	.8819		870-2240-22-MM	☆	3.4	.133	13.8	.543	142°
22.50	.8858		870-2250-22-MM	☆	3.4	.133	13.8	.543	142°
22.60	.8898		870-2260-22-MM	☆	3.4	.134	13.8	.543	142°
22.70	.8937		870-2270-22-MM	☆	3.4	.135	13.8	.543	142°
22.80	.8976		870-2280-22-MM	☆	3.5	.135	13.8	.543	142°
22.90	.9016		870-2290-22-MM	☆	3.5	.136	13.8	.543	142°
23.00	.9055	23	870-2300-23-MM	☆	3.5	.136	14.5	.570	142°
23.10	.9094		870-2310-23-MM	☆	3.5	.136	14.5	.570	142°
23.20	.9134		870-2320-23-MM	☆	3.5	.137	14.5	.570	142°
23.30	.9173		870-2330-23-MM	☆	3.5	.138	14.5	.570	142°
23.40	.9213		870-2340-23-MM	☆	3.5	.138	14.5	.570	142°
23.50	.9252		870-2350-23-MM	☆	3.5	.139	14.5	.570	142°
23.60	.9291		870-2360-23-MM	☆	3.6	.140	14.5	.570	142°
23.70	.9331		870-2370-23-MM	☆	3.6	.140	14.5	.570	142°
23.80	.9370		870-2380-23-MM	☆	3.6	.141	14.5	.570	142°
23.81	.9374		870-2381-23-MM	☆	3.6	.141	14.5	.570	142°
23.90	.9409		870-2390-23-MM	☆	3.6	.142	14.5	.570	142°
24.00	.9449	24	870-2400-24-MM	☆	3.6	.142	15.0	.590	142°
24.10	.9488		870-2410-24-MM	☆	3.6	.143	15.0	.590	142°
24.20	.9528		870-2420-24-MM	☆	3.7	.143	15.0	.590	142°

Q5 K170 K254 Q1 Q29

Punta de broca CoroDrill® 870



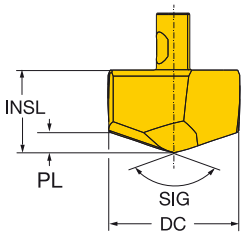



DC	DC"		Código de pedido	M 2234	PL	PL"	INSL	INSL"	SIG
					Dimensiones, mm, pulg.				
24.30	.9567	24	870-2430-24-MM	☆	3.7	.144	15.0	.590	142°
24.40	.9606		870-2440-24-MM	☆	3.7	.145	15.0	.590	142°
24.50	.9646		870-2450-24-MM	☆	3.7	.145	15.0	.590	142°
24.60	.9685		870-2460-24-MM	☆	3.7	.146	15.0	.590	142°
24.70	.9724		870-2470-24-MM	☆	3.7	.147	15.0	.590	142°
24.80	.9764		870-2480-24-MM	☆	3.8	.147	15.0	.590	142°
24.90	.9803		870-2490-24-MM	☆	3.8	.148	15.0	.590	142°
25.00	.9843	25	870-2500-25-MM	☆	3.8	.148	15.7	.618	142°
25.10	.9882		870-2510-25-MM	☆	3.8	.148	15.7	.618	142°
25.20	.9921		870-2520-25-MM	☆	3.8	.149	15.7	.618	142°
25.30	.9961		870-2530-25-MM	☆	3.8	.150	15.7	.618	142°
25.40	1.0000		870-2540-25-MM	☆	3.8	.150	15.7	.618	142°
25.50	1.0039		870-2550-25-MM	☆	3.8	.151	15.7	.618	142°
25.60	1.0079		870-2560-25-MM	☆	3.9	.151	15.7	.618	142°
25.70	1.0118		870-2570-25-MM	☆	3.9	.152	15.7	.618	142°
25.80	1.0158		870-2580-25-MM	☆	3.9	.153	15.7	.618	142°
25.90	1.0197		870-2590-25-MM	☆	3.9	.153	15.7	.618	142°
26.00	1.0236	26	870-2600-26-MM	☆	3.9	.153	16.4	.645	142°
26.50	1.0433		870-2650-26-MM	☆	4.0	.157	16.4	.645	142°
26.65	1.0492		870-2665-26-MM	☆	4.0	.158	16.4	.645	142°
27.00	1.0630	27	870-2700-27-MM	☆	4.1	.159	17.0	.669	142°
27.50	1.0827		870-2750-27-MM	☆	4.1	.162	17.0	.669	142°
28.00	1.1024	28	870-2800-28-MM	☆	4.2	.166	17.6	.692	142°
28.50	1.1221		870-2850-28-MM	☆	4.3	.169	17.6	.692	142°
28.58	1.1252		870-2858-28-MM	☆	4.3	.170	17.6	.692	142°
29.00	1.1417	29	870-2900-29-MM	☆	4.4	.171	18.3	.720	142°
29.50	1.1614		870-2950-29-MM	☆	4.5	.175	18.3	.720	142°
29.65	1.1673		870-2965-29-MM	☆	4.5	.176	18.3	.720	142°
30.00	1.1811	30	870-3000-30-MM	☆	4.5	.177	18.9	.744	142°
30.50	1.2008		870-3050-30-MM	☆	4.6	.181	18.9	.744	142°
31.00	1.2205	31	870-3100-31-MM	☆	4.8	.187	19.5	.767	142°
31.50	1.2402		870-3150-31-MM	☆	4.8	.190	19.5	.767	142°
31.75	1.2500		870-3175-31-MM	☆	4.9	.191	19.5	.767	142°
32.00	1.2598		870-3200-31-MM	☆	4.9	.193	19.5	.767	142°
32.15	1.2658		870-3215-31-MM	☆	5.0	.194	19.5	.767	142°
32.50	1.2795		870-3250-31-MM	☆	5.0	.196	19.5	.767	142°
33.00	1.2992		870-3300-31-MM	☆	5.1	.200	19.5	.767	142°

Q5 K170 K254 Q1 Q29

Punta de broca CoroDrill® 870



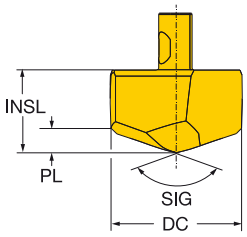



Dimensiones, mm, pulg.

DC	DC"		Código de pedido	K 3234	PL	PL"	INSL	INSL"	SIG
10.00	.3937	6	870-1000-6-KM	☆	1.8	.071	6.2	.244	142°
10.10	.3976		870-1010-6-KM	☆	1.8	.072	6.2	.244	142°
10.20	.4016		870-1020-6-KM	☆	1.9	.073	6.2	.244	142°
10.30	.4055		870-1030-6-KM	☆	1.9	.073	6.2	.244	142°
10.40	.4094		870-1040-6-KM	☆	1.9	.074	6.2	.244	142°
10.50	.4134	7	870-1050-7-KM	☆	1.9	.075	6.2	.244	142°
10.60	.4173		870-1060-7-KM	☆	1.9	.075	6.2	.244	142°
10.70	.4213		870-1070-7-KM	☆	1.9	.076	6.2	.244	142°
10.80	.4252		870-1080-7-KM	☆	2.0	.076	6.2	.244	142°
10.90	.4291		870-1090-7-KM	☆	2.0	.077	6.2	.244	142°
11.00	.4331	8	870-1100-8-KM	☆	2.0	.077	6.9	.271	142°
11.10	.4370		870-1110-8-KM	☆	2.0	.077	6.9	.271	142°
11.11	.4374		870-1111-8-KM	☆	2.0	.077	6.9	.271	142°
11.20	.4409		870-1120-8-KM	☆	2.0	.078	6.9	.271	142°
11.30	.4449		870-1130-8-KM	☆	2.0	.079	6.9	.271	142°
11.40	.4488		870-1140-8-KM	☆	2.0	.079	6.9	.271	142°
11.50	.4528	9	870-1150-9-KM	☆	2.1	.083	6.9	.271	142°
11.60	.4567		870-1160-9-KM	☆	2.1	.083	6.9	.271	142°
11.70	.4606		870-1170-9-KM	☆	2.2	.084	6.9	.271	142°
11.80	.4646		870-1180-9-KM	☆	2.2	.085	6.9	.271	142°
11.90	.4685		870-1190-9-KM	☆	2.2	.085	6.9	.271	142°
12.00	.4724	10	870-1200-10-KM	☆	2.2	.085	7.5	.295	142°
12.10	.4764		870-1210-10-KM	☆	2.2	.086	7.5	.295	142°
12.20	.4803		870-1220-10-KM	☆	2.2	.087	7.5	.295	142°
12.30	.4843		870-1230-10-KM	☆	2.2	.087	7.5	.295	142°
12.40	.4882		870-1240-10-KM	☆	2.3	.088	7.5	.295	142°
12.50	.4921	11	870-1250-11-KM	☆	2.3	.089	7.5	.295	142°
12.60	.4961		870-1260-11-KM	☆	2.3	.089	7.5	.295	142°
12.70	.5000		870-1270-11-KM	☆	2.3	.090	7.5	.295	142°
12.80	.5039		870-1280-11-KM	☆	2.3	.091	7.5	.295	142°
12.90	.5079		870-1290-11-KM	☆	2.3	.092	7.5	.295	142°
13.00	.5118	12	870-1300-12-KM	☆	2.4	.094	8.0	.314	142°
13.10	.5157		870-1310-12-KM	☆	2.4	.095	8.0	.314	142°
13.20	.5197		870-1320-12-KM	☆	2.5	.096	8.0	.314	142°
13.30	.5236		870-1330-12-KM	☆	2.5	.097	8.0	.314	142°
13.40	.5276		870-1340-12-KM	☆	2.5	.098	8.0	.314	142°
13.50	.5315	13	870-1350-13-KM	☆	2.5	.098	8.0	.314	142°
13.60	.5354		870-1360-13-KM	☆	2.5	.099	8.0	.314	142°
13.70	.5394		870-1370-13-KM	☆	2.5	.099	8.0	.314	142°
13.80	.5433		870-1380-13-KM	☆	2.6	.100	8.0	.314	142°
13.90	.5472		870-1390-13-KM	☆	2.6	.101	8.0	.314	142°
14.00	.5512	14	870-1400-14-KM	☆	2.6	.100	8.7	.342	142°
14.10	.5551		870-1410-14-KM	☆	2.6	.101	8.7	.342	142°
14.20	.5591		870-1420-14-KM	☆	2.6	.101	8.7	.342	142°
14.29	.5626		870-1429-14-KM	☆	2.6	.102	8.7	.342	142°
14.30	.5630		870-1430-14-KM	☆	2.6	.102	8.7	.342	142°
14.40	.5669		870-1440-14-KM	☆	2.6	.103	8.7	.342	142°
14.50	.5709		870-1450-14-KM	☆	2.6	.103	8.7	.342	142°
14.60	.5748		870-1460-14-KM	☆	2.7	.104	8.7	.342	142°
14.70	.5787		870-1470-14-KM	☆	2.7	.105	8.7	.342	142°
14.80	.5827		870-1480-14-KM	☆	2.7	.105	8.7	.342	142°

Q5 K170 K254 Q1 Q29

Punta de broca CoroDrill® 870



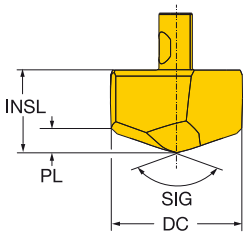

	DC	DC"		Código de pedido	K 3234	Dimensiones, mm, pulg. PL	PL"	INSL	INSL"	SIG
	14.90	.5866	14	870-1490-14-KM	☆	2.7	.106	8.7	.342	142°
	15.00	.5906	15	870-1500-15-KM	☆	2.8	.109	9.3	.366	142°
	15.10	.5945		870-1510-15-KM	☆	2.8	.110	9.3	.366	142°
	15.20	.5984		870-1520-15-KM	☆	2.8	.111	9.3	.366	142°
	15.30	.6024		870-1530-15-KM	☆	2.8	.111	9.3	.366	142°
	15.40	.6063		870-1540-15-KM	☆	2.9	.112	9.3	.366	142°
	15.50	.6102		870-1550-15-KM	☆	2.9	.112	9.3	.366	142°
	15.60	.6142		870-1560-15-KM	☆	2.9	.113	9.3	.366	142°
	15.70	.6181		870-1570-15-KM	☆	2.9	.114	9.3	.366	142°
	15.80	.6220		870-1580-15-KM	☆	2.9	.114	9.3	.366	142°
	15.88	.6252		870-1588-15-KM	☆	2.9	.115	9.3	.366	142°
	15.90	.6260		870-1590-15-KM	☆	2.9	.115	9.3	.366	142°
	16.00	.6299	16	870-1600-16-KM	☆	3.0	.118	10.0	.393	142°
	16.10	.6339		870-1610-16-KM	☆	3.0	.118	10.0	.393	142°
	16.13	.6350		870-1613-16-KM	☆	3.0	.118	10.0	.393	142°
	16.20	.6378		870-1620-16-KM	☆	3.0	.119	10.0	.393	142°
	16.30	.6417		870-1630-16-KM	☆	3.1	.120	10.0	.393	142°
	16.40	.6457		870-1640-16-KM	☆	3.1	.120	10.0	.393	142°
	16.50	.6496		870-1650-16-KM	☆	3.1	.121	10.0	.393	142°
	16.60	.6535		870-1660-16-KM	☆	3.1	.122	10.0	.393	142°
	16.70	.6575		870-1670-16-KM	☆	3.1	.122	10.0	.393	142°
	16.80	.6614		870-1680-16-KM	☆	3.1	.123	10.0	.393	142°
	16.90	.6654		870-1690-16-KM	☆	3.2	.124	10.0	.393	142°
	17.00	.6693	17	870-1700-17-KM	☆	3.2	.126	10.6	.417	142°
	17.10	.6732		870-1710-17-KM	☆	3.2	.127	10.6	.417	142°
	17.20	.6772		870-1720-17-KM	☆	3.3	.128	10.6	.417	142°
	17.30	.6811		870-1730-17-KM	☆	3.3	.128	10.6	.417	142°
	17.40	.6850		870-1740-17-KM	☆	3.3	.129	10.6	.417	142°
	17.46	.6874		870-1746-17-KM	☆	3.3	.129	10.6	.417	142°
	17.50	.6890		870-1750-17-KM	☆	3.3	.129	10.6	.417	142°
	17.60	.6929		870-1760-17-KM	☆	3.3	.130	10.6	.417	142°
	17.70	.6969		870-1770-17-KM	☆	3.3	.131	10.6	.417	142°
	17.80	.7008		870-1780-17-KM	☆	3.4	.132	10.6	.417	142°
	17.90	.7047		870-1790-17-KM	☆	3.4	.132	10.6	.417	142°
	18.00	.7087	18	870-1800-18-KM	☆	3.4	.132	11.3	.444	142°
	18.10	.7126		870-1810-18-KM	☆	3.4	.133	11.3	.444	142°
	18.20	.7165		870-1820-18-KM	☆	3.4	.133	11.3	.444	142°
	18.30	.7205		870-1830-18-KM	☆	3.4	.134	11.3	.444	142°
	18.40	.7244		870-1840-18-KM	☆	3.4	.135	11.3	.444	142°
	18.50	.7283		870-1850-18-KM	☆	3.5	.135	11.3	.444	142°
	18.60	.7323		870-1860-18-KM	☆	3.5	.136	11.3	.444	142°
	18.70	.7362		870-1870-18-KM	☆	3.5	.137	11.3	.444	142°
	18.80	.7402		870-1880-18-KM	☆	3.5	.137	11.3	.444	142°
	18.90	.7441		870-1890-18-KM	☆	3.5	.138	11.3	.444	142°
	19.00	.7480	19	870-1900-19-KM	☆	3.6	.141	11.9	.468	142°
	19.05	.7500		870-1905-19-KM	☆	3.6	.141	11.9	.468	142°
	19.10	.7520		870-1910-19-KM	☆	3.6	.141	11.9	.468	142°
	19.20	.7559		870-1920-19-KM	☆	3.6	.142	11.9	.468	142°
	19.25	.7579		870-1925-19-KM	☆	3.6	.142	11.9	.468	142°
	19.30	.7598		870-1930-19-KM	☆	3.6	.143	11.9	.468	142°
	19.40	.7638		870-1940-19-KM	☆	3.7	.144	11.9	.468	142°

Q5 K170 K254 Q1 Q29

Punta de broca CoroDrill® 870



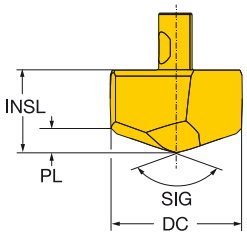

	DC	DC"		Código de pedido	K 3234	PL	PL"	INSL	INSL"	SIG
						Dimensiones, mm, pulg.				
	19.50	.7677	19	870-1950-19-KM	☆	3.7	.144	11.9	.468	142°
	19.60	.7717		870-1960-19-KM	☆	3.7	.145	11.9	.468	142°
	19.70	.7756		870-1970-19-KM	☆	3.7	.146	11.9	.468	142°
	19.80	.7795		870-1980-19-KM	☆	3.7	.146	11.9	.468	142°
	19.90	.7835		870-1990-19-KM	☆	3.7	.147	11.9	.468	142°
	20.00	.7874	20	870-2000-20-KM	☆	3.8	.150	12.5	.492	142°
	20.10	.7913		870-2010-20-KM	☆	3.8	.151	12.5	.492	142°
	20.20	.7953		870-2020-20-KM	☆	3.9	.151	12.5	.492	142°
	20.30	.7992		870-2030-20-KM	☆	3.9	.152	12.5	.492	142°
	20.40	.8032		870-2040-20-KM	☆	3.9	.153	12.5	.492	142°
	20.50	.8071		870-2050-20-KM	☆	3.9	.153	12.5	.492	142°
	20.60	.8110		870-2060-20-KM	☆	3.9	.154	12.5	.492	142°
	20.64	.8126		870-2064-20-KM	☆	3.9	.154	12.5	.492	142°
	20.70	.8150		870-2070-20-KM	☆	3.9	.155	12.5	.492	142°
	20.80	.8189		870-2080-20-KM	☆	4.0	.155	12.5	.492	142°
	20.90	.8228		870-2090-20-KM	☆	4.0	.156	12.5	.492	142°
	21.00	.8268	21	870-2100-21-KM	☆	4.0	.155	13.2	.519	142°
	21.10	.8307		870-2110-21-KM	☆	4.0	.156	13.2	.519	142°
	21.20	.8346		870-2120-21-KM	☆	4.0	.157	13.2	.519	142°
	21.30	.8386		870-2130-21-KM	☆	4.0	.157	13.2	.519	142°
	21.40	.8425		870-2140-21-KM	☆	4.0	.158	13.2	.519	142°
	21.50	.8465		870-2150-21-KM	☆	4.0	.159	13.2	.519	142°
	21.60	.8504		870-2160-21-KM	☆	4.1	.159	13.2	.519	142°
	21.70	.8543		870-2170-21-KM	☆	4.1	.160	13.2	.519	142°
	21.80	.8583		870-2180-21-KM	☆	4.1	.161	13.2	.519	142°
	21.90	.8622		870-2190-21-KM	☆	4.1	.161	13.2	.519	142°
	22.00	.8661	22	870-2200-22-KM	☆	4.2	.164	13.8	.543	142°
	22.10	.8701		870-2210-22-KM	☆	4.2	.164	13.8	.543	142°
	22.20	.8740		870-2220-22-KM	☆	4.2	.165	13.8	.543	142°
	22.23	.8752		870-2223-22-KM	☆	4.2	.165	13.8	.543	142°
	22.30	.8780		870-2230-22-KM	☆	4.2	.166	13.8	.543	142°
	22.40	.8819		870-2240-22-KM	☆	4.2	.166	13.8	.543	142°
	22.50	.8858		870-2250-22-KM	☆	4.3	.168	13.8	.543	142°
	22.60	.8898		870-2260-22-KM	☆	4.3	.168	13.8	.543	142°
	22.70	.8937		870-2270-22-KM	☆	4.3	.168	13.8	.543	142°
	22.80	.8976		870-2280-22-KM	☆	4.3	.169	13.8	.543	142°
	22.90	.9016		870-2290-22-KM	☆	4.3	.170	13.8	.543	142°
	23.00	.9055	23	870-2300-23-KM	☆	4.4	.173	14.5	.570	142°
	23.10	.9094		870-2310-23-KM	☆	4.4	.173	14.5	.570	142°
	23.20	.9134		870-2320-23-KM	☆	4.4	.174	14.5	.570	142°
	23.30	.9173		870-2330-23-KM	☆	4.5	.175	14.5	.570	142°
	23.40	.9213		870-2340-23-KM	☆	4.5	.175	14.5	.570	142°
	23.50	.9252		870-2350-23-KM	☆	4.5	.176	14.5	.570	142°
	23.60	.9291		870-2360-23-KM	☆	4.5	.177	14.5	.570	142°
	23.70	.9331		870-2370-23-KM	☆	4.5	.177	14.5	.570	142°
	23.80	.9370		870-2380-23-KM	☆	4.5	.178	14.5	.570	142°
	23.81	.9374		870-2381-23-KM	☆	4.5	.178	14.5	.570	142°
	23.90	.9409		870-2390-23-KM	☆	4.6	.179	14.5	.570	142°
	24.00	.9449	24	870-2400-24-KM	☆	4.6	.182	15.0	.590	142°
	24.10	.9488		870-2410-24-KM	☆	4.7	.183	15.0	.590	142°
	24.20	.9528		870-2420-24-KM	☆	4.7	.183	15.0	.590	142°

Q5 K170 K254 Q1 Q29

Punta de broca CoroDrill® 870



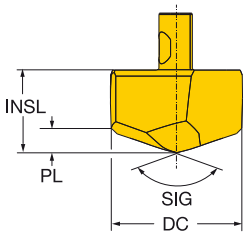

	DC	DC"		Código de pedido	K 3234	PL	PL"	INSL	INSL"	SIG
						Dimensiones, mm, pulg.				
	24.30	.9567	24	870-2430-24-KM	☆	4.7	.184	15.0	.590	142°
	24.40	.9606		870-2440-24-KM	☆	4.7	.185	15.0	.590	142°
	24.50	.9646		870-2450-24-KM	☆	4.7	.185	15.0	.590	142°
	24.60	.9685		870-2460-24-KM	☆	4.7	.186	15.0	.590	142°
	24.70	.9724		870-2470-24-KM	☆	4.8	.187	15.0	.590	142°
	24.80	.9764		870-2480-24-KM	☆	4.8	.187	15.0	.590	142°
	24.90	.9803		870-2490-24-KM	☆	4.8	.188	15.0	.590	142°
	25.00	.9843	25	870-2500-25-KM	☆	4.8	.187	15.7	.618	142°
	25.10	.9882		870-2510-25-KM	☆	4.8	.188	15.7	.618	142°
	25.20	.9921		870-2520-25-KM	☆	4.8	.188	15.7	.618	142°
	25.30	.9961		870-2530-25-KM	☆	4.8	.189	15.7	.618	142°
	25.40	1.0000		870-2540-25-KM	☆	4.8	.190	15.7	.618	142°
	25.50	1.0039		870-2550-25-KM	☆	4.9	.190	15.7	.618	142°
	25.60	1.0079		870-2560-25-KM	☆	4.9	.191	15.7	.618	142°
	25.70	1.0118		870-2570-25-KM	☆	4.9	.192	15.7	.618	142°
	25.80	1.0158		870-2580-25-KM	☆	4.9	.192	15.7	.618	142°
	25.90	1.0197		870-2590-25-KM	☆	4.9	.193	15.7	.618	142°
	26.00	1.0236	26	870-2600-26-KM	☆	5.0	.196	16.4	.645	142°
	26.50	1.0433		870-2650-26-KM	☆	5.1	.199	16.4	.645	142°
	26.65	1.0492		870-2665-26-KM	☆	5.1	.201	16.4	.645	142°
	27.00	1.0630	27	870-2700-27-KM	☆	5.2	.205	17.0	.669	142°
	27.50	1.0827		870-2750-27-KM	☆	5.3	.208	17.0	.669	142°
	28.00	1.1024	28	870-2800-28-KM	☆	5.4	.211	17.6	.692	142°
	28.50	1.1221		870-2850-28-KM	☆	5.5	.214	17.6	.692	142°
	28.58	1.1252		870-2858-28-KM	☆	5.5	.215	17.6	.692	142°
	29.00	1.1417	29	870-2900-29-KM	☆	5.6	.220	18.3	.720	142°
	29.50	1.1614		870-2950-29-KM	☆	5.7	.223	18.3	.720	142°
	29.65	1.1673		870-2965-29-KM	☆	5.7	.224	18.3	.720	142°
	30.00	1.1811	30	870-3000-30-KM	☆	5.8	.228	18.9	.744	142°
	30.50	1.2008		870-3050-30-KM	☆	5.9	.232	18.9	.744	142°
	31.00	1.2205	31	870-3100-31-KM	☆	6.1	.240	19.5	.767	142°
	31.50	1.2402		870-3150-31-KM	☆	6.2	.243	19.5	.767	142°
	31.75	1.2500		870-3175-31-KM	☆	6.2	.245	19.5	.767	142°
	32.00	1.2598		870-3200-31-KM	☆	6.3	.246	19.5	.767	142°
	32.15	1.2658		870-3215-31-KM	☆	6.3	.249	19.5	.767	142°
	32.50	1.2795		870-3250-31-KM	☆	6.4	.251	19.5	.767	142°
	33.00	1.2992		870-3300-31-KM	☆	6.5	.256	19.5	.767	142°

Q5 K170 K254 Q1 Q29

Punta de broca CoroDrill® 870

Para agujeros guía



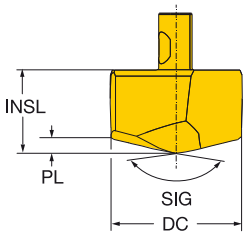

DC	DC"		Código de pedido	P 4234	M 4234	K 4234	Dimensiones, mm, pulg. PL	PL"	INSL	INSL"	SIG
10.00	.3937	6	870-1000-6-GP	☆	☆	☆	1.1	.042	5.7	.224	152°
10.10	.3976		870-1010-6-GP	☆	☆	☆	1.1	.043	5.7	.224	152°
10.20	.4016		870-1020-6-GP	☆	☆	☆	1.1	.044	5.7	.224	152°
10.30	.4055		870-1030-6-GP	☆	☆	☆	1.1	.044	5.7	.224	152°
10.40	.4094		870-1040-6-GP	☆	☆	☆	1.1	.044	5.7	.224	152°
10.50	.4134	7	870-1050-7-GP	☆	☆	☆	1.2	.045	5.7	.224	152°
10.60	.4173		870-1060-7-GP	☆	☆	☆	1.2	.045	5.7	.224	152°
10.70	.4213		870-1070-7-GP	☆	☆	☆	1.2	.045	5.7	.224	152°
10.80	.4252		870-1080-7-GP	☆	☆	☆	1.2	.046	5.7	.224	152°
10.90	.4291		870-1090-7-GP	☆	☆	☆	1.2	.046	5.7	.224	152°
11.00	.4331	8	870-1100-8-GP	☆	☆	☆	1.2	.046	6.4	.251	152°
11.10	.4370		870-1110-8-GP	☆	☆	☆	1.2	.046	6.4	.251	152°
11.11	.4374		870-1111-8-GP	☆	☆	☆	1.2	.047	6.4	.251	152°
11.20	.4409		870-1120-8-GP	☆	☆	☆	1.2	.047	6.4	.251	152°
11.30	.4449		870-1130-8-GP	☆	☆	☆	1.2	.048	6.4	.251	152°
11.40	.4488		870-1140-8-GP	☆	☆	☆	1.2	.048	6.4	.251	152°
11.50	.4528	9	870-1150-9-GP	☆	☆	☆	1.2	.048	6.4	.251	152°
11.60	.4567		870-1160-9-GP	☆	☆	☆	1.3	.049	6.4	.251	152°
11.70	.4606		870-1170-9-GP	☆	☆	☆	1.3	.049	6.4	.251	152°
11.80	.4646		870-1180-9-GP	☆	☆	☆	1.3	.050	6.4	.251	152°
11.90	.4685		870-1190-9-GP	☆	☆	☆	1.3	.050	6.4	.251	152°
12.00	.4724	10	870-1200-10-GP	☆	☆	☆	1.3	.050	7.0	.275	152°
12.10	.4764		870-1210-10-GP	☆	☆	☆	1.3	.051	7.0	.275	152°
12.20	.4803		870-1220-10-GP	☆	☆	☆	1.3	.051	7.0	.275	152°
12.30	.4843		870-1230-10-GP	☆	☆	☆	1.3	.051	7.0	.275	152°
12.40	.4882		870-1240-10-GP	☆	☆	☆	1.3	.052	7.0	.275	152°
12.50	.4921	11	870-1250-11-GP	☆	☆	☆	1.3	.052	7.0	.275	152°
12.60	.4961		870-1260-11-GP	☆	☆	☆	1.4	.053	7.0	.275	152°
12.70	.5000		870-1270-11-GP	☆	☆	☆	1.4	.053	7.0	.275	152°
12.80	.5039		870-1280-11-GP	☆	☆	☆	1.4	.054	7.0	.275	152°
12.90	.5079		870-1290-11-GP	☆	☆	☆	1.4	.054	7.0	.275	152°
13.00	.5118	12	870-1300-12-GP	☆	☆	☆	1.4	.055	7.5	.295	152°
13.10	.5157		870-1310-12-GP	☆	☆	☆	1.4	.055	7.5	.295	152°
13.20	.5197		870-1320-12-GP	☆	☆	☆	1.4	.055	7.5	.295	152°
13.30	.5236		870-1330-12-GP	☆	☆	☆	1.4	.056	7.5	.295	152°
13.40	.5276		870-1340-12-GP	☆	☆	☆	1.4	.056	7.5	.295	152°
13.50	.5315	13	870-1350-13-GP	☆	☆	☆	1.5	.057	7.5	.295	152°
13.60	.5354		870-1360-13-GP	☆	☆	☆	1.5	.057	7.5	.295	152°
13.70	.5394		870-1370-13-GP	☆	☆	☆	1.5	.057	7.5	.295	152°
13.80	.5433		870-1380-13-GP	☆	☆	☆	1.5	.058	7.5	.295	152°
13.90	.5472		870-1390-13-GP	☆	☆	☆	1.5	.058	7.5	.295	152°
14.00	.5512	14	870-1400-14-GP	☆	☆	☆	1.5	.058	8.2	.322	152°
14.10	.5551		870-1410-14-GP	☆	☆	☆	1.5	.059	8.2	.322	152°
14.20	.5591		870-1420-14-GP	☆	☆	☆	1.5	.059	8.2	.322	152°
14.29	.5626		870-1429-14-GP	☆	☆	☆	1.5	.059	8.2	.322	152°
14.30	.5630		870-1430-14-GP	☆	☆	☆	1.5	.060	8.2	.322	152°
14.40	.5669		870-1440-14-GP	☆	☆	☆	1.5	.060	8.2	.322	152°
14.50	.5709		870-1450-14-GP	☆	☆	☆	1.6	.061	8.2	.322	152°
14.60	.5748		870-1460-14-GP	☆	☆	☆	1.6	.061	8.2	.322	152°
14.70	.5787		870-1470-14-GP	☆	☆	☆	1.6	.061	8.2	.322	152°
14.80	.5827		870-1480-14-GP	☆	☆	☆	1.6	.062	8.2	.322	152°

Q5 K170 K254 Q1 Q29

SANDVIK Coromant

Punta de broca CoroDrill® 870

Para agujeros guía



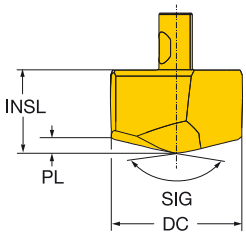

	DC	DC"		Código de pedido	P 4234	M 4234	K 4234	Dimensiones, mm, pulg. PL	PL"	INSL	INSL"	SIG
	14.90	.5866	14	870-1490-14-GP	☆	☆	☆	1.6	.062	8.2	.322	152°
	15.00	.5906	15	870-1500-15-GP	☆	☆	☆	1.6	.062	8.8	.346	152°
	15.10	.5945		870-1510-15-GP	☆	☆	☆	1.6	.062	8.8	.346	152°
	15.20	.5984		870-1520-15-GP	☆	☆	☆	1.6	.063	8.8	.346	152°
	15.30	.6024		870-1530-15-GP	☆	☆	☆	1.6	.064	8.8	.346	152°
	15.40	.6063		870-1540-15-GP	☆	☆	☆	1.6	.064	8.8	.346	152°
	15.50	.6102		870-1550-15-GP	☆	☆	☆	1.7	.064	8.8	.346	152°
	15.60	.6142		870-1560-15-GP	☆	☆	☆	1.7	.065	8.8	.346	152°
	15.70	.6181		870-1570-15-GP	☆	☆	☆	1.7	.065	8.8	.346	152°
	15.80	.6220		870-1580-15-GP	☆	☆	☆	1.7	.065	8.8	.346	152°
	15.88	.6252		870-1588-15-GP	☆	☆	☆	1.7	.066	8.8	.346	152°
	15.90	.6260		870-1590-15-GP	☆	☆	☆	1.7	.066	8.8	.346	152°
	16.00	.6299	16	870-1600-16-GP	☆	☆	☆	1.7	.066	9.5	.374	152°
	16.10	.6339		870-1610-16-GP	☆	☆	☆	1.7	.066	9.5	.374	152°
	16.13	.6350		870-1613-16-GP	☆	☆	☆	1.7	.067	9.5	.374	152°
	16.20	.6378		870-1620-16-GP	☆	☆	☆	1.7	.067	9.5	.374	152°
	16.30	.6417		870-1630-16-GP	☆	☆	☆	1.7	.068	9.5	.374	152°
	16.40	.6457		870-1640-16-GP	☆	☆	☆	1.7	.068	9.5	.374	152°
	16.50	.6496		870-1650-16-GP	☆	☆	☆	1.8	.068	9.5	.374	152°
	16.60	.6535		870-1660-16-GP	☆	☆	☆	1.8	.069	9.5	.374	152°
	16.70	.6575		870-1670-16-GP	☆	☆	☆	1.8	.069	9.5	.374	152°
	16.80	.6614		870-1680-16-GP	☆	☆	☆	1.8	.069	9.5	.374	152°
	16.90	.6654		870-1690-16-GP	☆	☆	☆	1.8	.070	9.5	.374	152°
	17.00	.6693	17	870-1700-17-GP	☆	☆	☆	1.8	.070	10.0	.393	152°
	17.10	.6732		870-1710-17-GP	☆	☆	☆	1.8	.070	10.0	.393	152°
	17.20	.6772		870-1720-17-GP	☆	☆	☆	1.8	.071	10.0	.393	152°
	17.30	.6811		870-1730-17-GP	☆	☆	☆	1.8	.071	10.0	.393	152°
	17.40	.6850		870-1740-17-GP	☆	☆	☆	1.8	.072	10.0	.393	152°
	17.46	.6874		870-1746-17-GP	☆	☆	☆	1.8	.072	10.0	.393	152°
	17.50	.6890		870-1750-17-GP	☆	☆	☆	1.9	.072	10.0	.393	152°
	17.60	.6929		870-1760-17-GP	☆	☆	☆	1.9	.073	10.0	.393	152°
	17.70	.6969		870-1770-17-GP	☆	☆	☆	1.9	.073	10.0	.393	152°
	17.80	.7008		870-1780-17-GP	☆	☆	☆	1.9	.074	10.0	.393	152°
	17.90	.7047		870-1790-17-GP	☆	☆	☆	1.9	.074	10.0	.393	152°
	18.00	.7087	18	870-1800-18-GP	☆	☆	☆	1.9	.074	10.7	.421	152°
	18.10	.7126		870-1810-18-GP	☆	☆	☆	1.9	.074	10.7	.421	152°
	18.20	.7165		870-1820-18-GP	☆	☆	☆	1.9	.075	10.7	.421	152°
	18.30	.7205		870-1830-18-GP	☆	☆	☆	1.9	.075	10.7	.421	152°
	18.40	.7244		870-1840-18-GP	☆	☆	☆	1.9	.075	10.7	.421	152°
	18.50	.7283		870-1850-18-GP	☆	☆	☆	1.9	.076	10.7	.421	152°
	18.60	.7323		870-1860-18-GP	☆	☆	☆	2.0	.076	10.7	.421	152°
	18.70	.7362		870-1870-18-GP	☆	☆	☆	2.0	.077	10.7	.421	152°
	18.80	.7402		870-1880-18-GP	☆	☆	☆	2.0	.077	10.7	.421	152°
	18.90	.7441		870-1890-18-GP	☆	☆	☆	2.0	.077	10.7	.421	152°
	19.00	.7480	19	870-1900-19-GP	☆	☆	☆	2.0	.078	11.2	.440	152°
	19.05	.7500		870-1905-19-GP	☆	☆	☆	2.0	.078	11.2	.440	152°
	19.10	.7520		870-1910-19-GP	☆	☆	☆	2.0	.078	11.2	.440	152°
	19.20	.7559		870-1920-19-GP	☆	☆	☆	2.0	.079	11.2	.440	152°
	19.25	.7579		870-1925-19-GP	☆	☆	☆	2.0	.079	11.2	.440	152°
	19.30	.7598		870-1930-19-GP	☆	☆	☆	2.0	.079	11.2	.440	152°
	19.40	.7638		870-1940-19-GP	☆	☆	☆	2.0	.080	11.2	.440	152°

Q5 K170 K254 Q1 Q29

Punta de broca CoroDrill® 870

Para agujeros guía



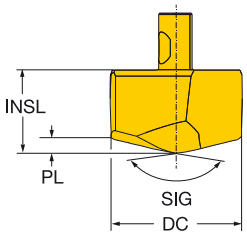

	DC	DC"		Código de pedido	P 4234	M 4234	K 4234	Dimensiones, mm, pulg. PL	PL"	INSL	INSL"	SIG
	19.50	.7677	19	870-1950-19-GP	☆	☆	☆	2.1	.080	11.2	.440	152°
	19.60	.7717		870-1960-19-GP	☆	☆	☆	2.1	.081	11.2	.440	152°
	19.70	.7756		870-1970-19-GP	☆	☆	☆	2.1	.081	11.2	.440	152°
	19.80	.7795		870-1980-19-GP	☆	☆	☆	2.1	.081	11.2	.440	152°
	19.90	.7835		870-1990-19-GP	☆	☆	☆	2.1	.081	11.2	.440	152°
	20.00	.7874	20	870-2000-20-GP	☆	☆	☆	2.1	.082	11.8	.464	152°
	20.10	.7913		870-2010-20-GP	☆	☆	☆	2.1	.082	11.8	.464	152°
	20.20	.7953		870-2020-20-GP	☆	☆	☆	2.1	.083	11.8	.464	152°
	20.30	.7992		870-2030-20-GP	☆	☆	☆	2.1	.083	11.8	.464	152°
	20.40	.8032		870-2040-20-GP	☆	☆	☆	2.1	.084	11.8	.464	152°
	20.50	.8071		870-2050-20-GP	☆	☆	☆	2.2	.084	11.8	.464	152°
	20.60	.8110		870-2060-20-GP	☆	☆	☆	2.2	.084	11.8	.464	152°
	20.64	.8126		870-2064-20-GP	☆	☆	☆	2.2	.085	11.8	.464	152°
	20.70	.8150		870-2070-20-GP	☆	☆	☆	2.2	.085	11.8	.464	152°
	20.80	.8189		870-2080-20-GP	☆	☆	☆	2.2	.085	11.8	.464	152°
	20.90	.8228		870-2090-20-GP	☆	☆	☆	2.2	.086	11.8	.464	152°
	21.00	.8268	21	870-2100-21-GP	☆	☆	☆	2.2	.086	12.5	.492	152°
	21.10	.8307		870-2110-21-GP	☆	☆	☆	2.2	.086	12.5	.492	152°
	21.20	.8346		870-2120-21-GP	☆	☆	☆	2.2	.087	12.5	.492	152°
	21.30	.8386		870-2130-21-GP	☆	☆	☆	2.2	.087	12.5	.492	152°
	21.40	.8425		870-2140-21-GP	☆	☆	☆	2.2	.087	12.5	.492	152°
	21.50	.8465		870-2150-21-GP	☆	☆	☆	2.2	.088	12.5	.492	152°
	21.60	.8504		870-2160-21-GP	☆	☆	☆	2.3	.088	12.5	.492	152°
	21.70	.8543		870-2170-21-GP	☆	☆	☆	2.3	.088	12.5	.492	152°
	21.80	.8583		870-2180-21-GP	☆	☆	☆	2.3	.089	12.5	.492	152°
	21.90	.8622		870-2190-21-GP	☆	☆	☆	2.3	.089	12.5	.492	152°
	22.00	.8661	22	870-2200-22-GP	☆	☆	☆	2.3	.090	13.1	.515	152°
	22.10	.8701		870-2210-22-GP	☆	☆	☆	2.3	.090	13.1	.515	152°
	22.20	.8740		870-2220-22-GP	☆	☆	☆	2.3	.090	13.1	.515	152°
	22.23	.8752		870-2223-22-GP	☆	☆	☆	2.3	.091	13.1	.515	152°
	22.30	.8780		870-2230-22-GP	☆	☆	☆	2.3	.091	13.1	.515	152°
	22.40	.8819		870-2240-22-GP	☆	☆	☆	2.3	.092	13.1	.515	152°
	22.50	.8858		870-2250-22-GP	☆	☆	☆	2.4	.092	13.1	.515	152°
	22.60	.8898		870-2260-22-GP	☆	☆	☆	2.4	.092	13.1	.515	152°
	22.70	.8937		870-2270-22-GP	☆	☆	☆	2.4	.092	13.1	.515	152°
	22.80	.8976		870-2280-22-GP	☆	☆	☆	2.4	.093	13.1	.515	152°
	22.90	.9016		870-2290-22-GP	☆	☆	☆	2.4	.093	13.1	.515	152°
	23.00	.9055	23	870-2300-23-GP	☆	☆	☆	2.4	.093	13.8	.543	152°
	23.10	.9094		870-2310-23-GP	☆	☆	☆	2.4	.094	13.8	.543	152°
	23.20	.9134		870-2320-23-GP	☆	☆	☆	2.4	.094	13.8	.543	152°
	23.30	.9173		870-2330-23-GP	☆	☆	☆	2.4	.095	13.8	.543	152°
	23.40	.9213		870-2340-23-GP	☆	☆	☆	2.4	.095	13.8	.543	152°
	23.50	.9252		870-2350-23-GP	☆	☆	☆	2.4	.096	13.8	.543	152°
	23.60	.9291		870-2360-23-GP	☆	☆	☆	2.4	.096	13.8	.543	152°
	23.70	.9331		870-2370-23-GP	☆	☆	☆	2.5	.096	13.8	.543	152°
	23.80	.9370		870-2380-23-GP	☆	☆	☆	2.5	.096	13.8	.543	152°
	23.81	.9374		870-2381-23-GP	☆	☆	☆	2.5	.097	13.8	.543	152°
	23.90	.9409		870-2390-23-GP	☆	☆	☆	2.5	.097	13.8	.543	152°
	24.00	.9449	24	870-2400-24-GP	☆	☆	☆	2.5	.098	14.3	.562	152°
	24.10	.9488		870-2410-24-GP	☆	☆	☆	2.5	.098	14.3	.562	152°
	24.20	.9528		870-2420-24-GP	☆	☆	☆	2.5	.099	14.3	.562	152°

Q5 K170 K254 Q1 Q29

Punta de broca CoroDrill® 870

Para agujeros guía



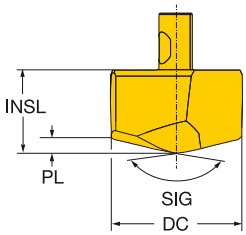

	DC	DC"		Código de pedido	P 4234	M 4234	K 4234	Dimensiones, mm, pulg. PL	PL"	INSL	INSL"	SIG
	24.30	.9567	24	870-2430-24-GP	☆	☆	☆	2.5	.100	14.3	.562	152°
	24.40	.9606		870-2440-24-GP	☆	☆	☆	2.6	.100	14.3	.562	152°
	24.50	.9646		870-2450-24-GP	☆	☆	☆	2.6	.100	14.3	.562	152°
	24.60	.9685		870-2460-24-GP	☆	☆	☆	2.6	.101	14.3	.562	152°
	24.70	.9724		870-2470-24-GP	☆	☆	☆	2.6	.101	14.3	.562	152°
	24.80	.9764		870-2480-24-GP	☆	☆	☆	2.6	.102	14.3	.562	152°
	24.90	.9803		870-2490-24-GP	☆	☆	☆	2.6	.103	14.3	.562	152°
	25.00	.9843	25	870-2500-25-GP	☆	☆	☆	2.6	.103	14.9	.586	152°
	25.10	.9882		870-2510-25-GP	☆	☆	☆	2.7	.104	14.9	.586	152°
	25.20	.9921		870-2520-25-GP	☆	☆	☆	2.7	.105	14.9	.586	152°
	25.30	.9961		870-2530-25-GP	☆	☆	☆	2.7	.105	14.9	.586	152°
	25.40	1.0000		870-2540-25-GP	☆	☆	☆	2.7	.106	14.9	.586	152°
	25.50	1.0039		870-2550-25-GP	☆	☆	☆	2.7	.106	14.9	.586	152°
	25.60	1.0079		870-2560-25-GP	☆	☆	☆	2.7	.107	14.9	.586	152°
	25.70	1.0118		870-2570-25-GP	☆	☆	☆	2.7	.107	14.9	.586	152°
	25.80	1.0158		870-2580-25-GP	☆	☆	☆	2.8	.108	14.9	.586	152°
	25.90	1.0197		870-2590-25-GP	☆	☆	☆	2.8	.109	14.9	.586	152°
	26.00	1.0236	26	870-2600-26-GP	☆	☆	☆	2.7	.107	15.6	.614	152°
	26.50	1.0433		870-2650-26-GP	☆	☆	☆	2.8	.109	15.6	.614	152°
	26.65	1.0492		870-2665-26-GP	☆	☆	☆	2.8	.110	15.6	.614	152°
	27.00	1.0630	27	870-2700-27-GP	☆	☆	☆	2.8	.111	16.1	.633	152°
	27.50	1.0827		870-2750-27-GP	☆	☆	☆	2.9	.113	16.1	.633	152°
	28.00	1.1024	28	870-2800-28-GP	☆	☆	☆	2.9	.115	16.7	.657	152°
	28.50	1.1221		870-2850-28-GP	☆	☆	☆	3.0	.117	16.7	.657	152°
	28.58	1.1252		870-2858-28-GP	☆	☆	☆	3.0	.118	16.7	.657	152°
	29.00	1.1417	29	870-2900-29-GP	☆	☆	☆	3.0	.119	17.3	.681	152°
	29.50	1.1614		870-2950-29-GP	☆	☆	☆	3.1	.122	17.3	.681	152°
	29.65	1.1673		870-2965-29-GP	☆	☆	☆	3.1	.122	17.3	.681	152°
	30.00	1.1811	30	870-3000-30-GP	☆	☆	☆	3.2	.124	17.8	.700	152°
	30.50	1.2008		870-3050-30-GP	☆	☆	☆	3.2	.126	17.8	.700	152°
	31.00	1.2205	31	870-3100-31-GP	☆	☆	☆	3.3	.131	18.4	.724	152°
	31.50	1.2402		870-3150-31-GP	☆	☆	☆	3.4	.133	18.4	.724	152°
	31.75	1.2500		870-3175-31-GP	☆	☆	☆	3.4	.134	18.4	.724	152°
	32.00	1.2598		870-3200-31-GP	☆	☆	☆	3.4	.135	18.4	.724	152°
	32.15	1.2658		870-3215-31-GP	☆	☆	☆	3.5	.136	18.4	.724	152°
	32.50	1.2795		870-3250-31-GP	☆	☆	☆	3.5	.137	18.4	.724	152°
	33.00	1.2992		870-3300-31-GP	☆	☆	☆	3.6	.140	18.4	.724	152°

Q5 K170 K254 Q1 Q29

Broca de punta intercambiable CoroDrill® 870

Cuerpos de broca

Mango cilíndrico con plano de apriete, según ISO 9766

CNSC 1

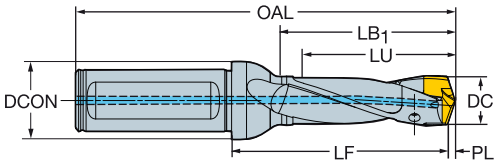

Diseño métrico

DCN	DCX		LU	CZC$_{MS}$	TCHA	Código de pedido	Dimensiones, mm DCON	LF	OAL	LB$_1$	PL	Kg	CP Bar	RPMX	MIID ISO
10.00	10.49	6	33.09	16	H9	870-1000-6L16-3	16.00	46.40	96.00	35.00	1.60	0.10	10	33000	870-1040-6-PM
10.00	10.49		54.07	16	H9	870-1000-6L16-5	16.00	67.40	117.00	56.00	1.60	0.10	10	15000	870-1040-6-PM
10.00	10.49		85.54	16	H9	870-1000-6L16-8	16.00	99.40	149.00	88.00	1.60	0.10	15	12000	870-1040-6-PM
10.00	10.49		106.52	16	H10	870-1000-6L16-10	16.00	120.40	170.00	109.00	1.60	0.10	30	9000	870-1040-6-PM
10.50	10.99	7	34.67	16	H9	870-1050-7L16-3	16.00	47.31	97.00	36.00	1.69	0.10	10	33000	870-1090-7-PM
10.50	10.99		56.65	16	H9	870-1050-7L16-5	16.00	69.31	119.00	58.00	1.69	0.10	10	15000	870-1090-7-PM
10.50	10.99		89.62	16	H9	870-1050-7L16-8	16.00	102.31	152.00	91.00	1.69	0.10	15	12000	870-1090-7-PM
10.50	10.99		111.60	16	H10	870-1050-7L16-10	16.00	124.31	174.00	113.00	1.69	0.10	30	9000	870-1090-7-PM
11.00	11.49	8	36.23	16	H9	870-1100-8L16-3	16.00	49.25	99.00	38.00	1.75	0.10	10	33000	870-1140-8-PM
11.00	11.49		59.21	16	H9	870-1100-8L16-5	16.00	72.25	122.00	61.00	1.75	0.10	10	15000	870-1140-8-PM
11.00	11.49		93.68	16	H9	870-1100-8L16-8	16.00	107.25	157.00	96.00	1.75	0.10	15	12000	870-1140-8-PM
11.00	11.49		116.66	16	H10	870-1100-8L16-10	16.00	130.25	180.00	119.00	1.75	0.10	30	9000	870-1140-8-PM
11.50	11.99	9	37.82	16	H9	870-1150-9L16-3	16.00	51.17	101.00	40.00	1.83	0.10	10	33000	870-1190-8-PM
11.50	11.99		61.80	16	H9	870-1150-9L16-5	16.00	75.17	125.00	64.00	1.83	0.10	10	15000	870-1190-8-PM
11.50	11.99		97.77	16	H9	870-1150-9L16-8	16.00	111.17	161.00	100.00	1.83	0.10	15	12000	870-1190-8-PM
11.50	11.99		121.75	16	H10	870-1150-9L16-10	16.00	135.17	185.00	124.00	1.83	0.10	30	9000	870-1190-8-PM
12.00	12.49	10	39.38	16	H9	870-1200-10L16-3	16.00	53.10	103.00	42.00	1.90	0.10	10	33000	870-1240-10-PM
12.00	12.49		64.36	16	H9	870-1200-10L16-5	16.00	77.10	127.00	66.00	1.90	0.10	10	15000	870-1240-10-PM
12.00	12.49		101.83	16	H9	870-1200-10L16-8	16.00	116.10	166.00	105.00	1.90	0.10	15	12000	870-1240-10-PM
12.00	12.49		126.81	16	H10	870-1200-10L16-10	16.00	141.10	191.00	130.00	1.90	0.10	30	7000	870-1240-10-PM
12.50	12.99	11	40.97	16	H9	870-1250-11L16-3	16.00	54.02	104.00	43.00	1.98	0.10	10	33000	870-1290-11-PM
12.50	12.99		66.95	16	H9	870-1250-11L16-5	16.00	80.02	130.00	69.00	1.98	0.10	10	15000	870-1290-11-PM
12.50	12.99		105.92	16	H9	870-1250-11L16-8	16.00	119.02	169.00	108.00	1.98	0.10	15	10000	870-1290-11-PM
12.50	12.99		131.90	16	H10	870-1250-11L16-10	16.00	145.02	195.00	134.00	1.98	0.10	30	7000	870-1290-11-PM
13.00	13.49	12	42.54	16	H9	870-1300-12L16-3	16.00	55.94	106.00	45.00	2.06	0.10	10	33000	870-1340-12-PM
13.00	13.49		69.52	16	H9	870-1300-12L16-5	16.00	82.94	133.00	72.00	2.06	0.10	10	15000	870-1340-12-PM
13.00	13.49		109.99	16	H9	870-1300-12L16-8	16.00	123.94	174.00	113.00	2.06	0.10	15	9500	870-1340-12-PM
13.00	13.49		136.97	16	H10	870-1300-12L16-10	16.00	150.94	201.00	140.00	2.06	0.20	30	6500	870-1340-12-PM
13.50	13.99	13	44.13	16	H9	870-1350-13L16-3	16.00	57.86	108.00	47.00	2.14	0.10	10	33000	870-1390-13-PM
13.50	13.99		72.11	16	H9	870-1350-13L16-5	16.00	84.86	135.00	74.00	2.14	0.10	10	15000	870-1390-13-PM
13.50	13.99		114.08	16	H9	870-1350-13L16-8	16.00	127.86	178.00	117.00	2.14	0.20	15	9500	870-1390-13-PM
13.50	13.99		142.06	16	H10	870-1350-13L16-10	16.00	155.86	206.00	145.00	2.14	0.20	30	6500	870-1390-13-PM
14.00	14.99	14	47.27	20	H9	870-1400-14L20-3	20.00	63.72	116.00	50.00	2.28	0.20	10	33000	870-1490-14-PM
14.00	14.99		77.25	20	H9	870-1400-14L20-5	20.00	93.72	146.00	80.00	2.28	0.20	10	15000	870-1490-14-PM
14.00	14.99		122.22	20	H9	870-1400-14L20-8	20.00	138.72	191.00	125.00	2.28	0.20	15	9500	870-1490-14-PM
14.00	14.99		152.20	20	H10	870-1400-14L20-10	20.00	168.72	221.00	155.00	2.28	0.30	30	6500	870-1490-14-PM
15.00	15.99	15	50.42	20	H9	870-1500-15L20-3	20.00	66.56	119.00	53.00	2.44	0.20	10	33000	870-1590-15-PM
15.00	15.99		82.40	20	H9	870-1500-15L20-5	20.00	98.56	151.00	85.00	2.44	0.20	10	15000	870-1590-15-PM
15.00	15.99		130.37	20	H9	870-1500-15L20-8	20.00	146.56	199.00	133.00	2.44	0.30	15	8000	870-1590-15-PM
15.00	15.99		162.35	20	H10	870-1500-15L20-10	20.00	178.56	231.00	165.00	2.44	0.30	30	5000	870-1590-15-PM
16.00	16.99	16	53.56	20	H9	870-1600-16L20-3	20.00	69.42	122.00	56.00	2.58	0.20	10	33000	870-1690-16-PM
16.00	16.99		87.54	20	H9	870-1600-16L20-5	20.00	103.42	156.00	90.00	2.58	0.20	10	15000	870-1690-16-PM
16.00	16.99		138.51	20	H9	870-1600-16L20-8	20.00	154.42	207.00	141.00	2.58	0.30	15	8000	870-1690-16-PM
16.00	16.99		172.49	20	H10	870-1600-16L20-10	20.00	188.42	241.00	175.00	2.58	0.30	30	5000	870-1690-16-PM
17.00	17.99	17	56.71	20	H9	870-1700-17L20-3	20.00	73.27	126.00	59.00	2.73	0.20	10	30000	870-1790-17-PM
17.00	17.99		92.69	20	H9	870-1700-17L20-5	20.00	109.27	162.00	95.00	2.73	0.20	10	13500	870-1790-17-PM
17.00	17.99		146.66	20	H9	870-1700-17L20-8	20.00	163.27	216.00	149.00	2.73	0.30	15	8000	870-1790-17-PM
17.00	17.99		182.64	20	H10	870-1700-17L20-10	20.00	199.27	252.00	185.00	2.73	0.30	30	5000	870-1790-17-PM

K18

O5

Q5

ISO 13399 Q1

CNSC CXSC Q35

C3 - DC Q29

SANDVIK Coromant

Broca de punta intercambiable CoroDrill® 870

Cuerpos de broca

Mango cilíndrico con plano de apriete, según ISO 9766

CNSC 1

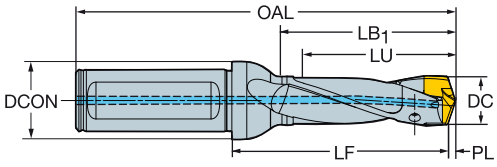

Diseño métrico

DCN	DCX		LU	CZC$_{MS}$	TCHA	Código de pedido	Dimensiones, mm DCON	LF	OAL	LB$_1$	PL	Kg	CP Bar	RPMX	MIID ISO
18.00	18.99	18	59.86	20	H9	870-1800-18L20-3	20.00	76.13	129.00	62.00	2.87	0.20	10	30000	870-1890-18-PM
18.00	18.99		97.84	20	H9	870-1800-18L20-5	20.00	113.13	166.00	100.00	2.87	0.30	10	13500	870-1890-18-PM
18.00	18.99		154.81	20	H9	870-1800-18L20-8	20.00	171.13	224.00	157.00	2.87	0.50	15	8000	870-1890-18-PM
18.00	18.99		192.79	20	H10	870-1800-18L20-10	20.00	209.13	262.00	195.00	2.87	0.30	30	5000	870-1890-18-PM
19.00	19.99	19	63.01	25	H9	870-1900-19L25-3	25.00	82.98	142.00	66.00	3.02	0.30	10	30000	870-1990-19-PM
19.00	19.99		102.99	25	H9	870-1900-19L25-5	25.00	122.98	182.00	106.00	3.02	0.40	10	13500	870-1990-19-PM
19.00	19.99		162.96	25	H9	870-1900-19L25-8	25.00	182.98	242.00	166.00	3.02	0.50	15	7000	870-1990-19-PM
19.00	19.99		202.94	25	H10	870-1900-19L25-10	25.00	222.98	282.00	206.00	3.02	0.50	30	4500	870-1990-19-PM
20.00	20.99	20	66.16	25	H9	870-2000-20L25-3	25.00	86.83	146.00	69.00	3.17	0.30	10	21500	870-2090-20-PM
20.00	20.99		108.14	25	H9	870-2000-20L25-5	25.00	128.83	188.00	111.00	3.17	0.40	10	12000	870-2090-20-PM
20.00	20.99		171.11	25	H9	870-2000-20L25-8	25.00	191.83	251.00	174.00	3.17	0.50	15	7000	870-2090-20-PM
20.00	20.99		213.09	25	H10	870-2000-20L25-10	25.00	233.83	293.00	216.00	3.17	0.50	30	4500	870-2090-20-PM
21.00	21.99	21	69.30	25	H9	870-2100-21L25-3	25.00	89.68	149.00	72.00	3.32	0.37	10	21500	870-2190-21-PM
21.00	21.99		113.28	25	H9	870-2100-21L25-5	25.00	133.68	193.00	116.00	3.32	0.43	10	12000	870-2190-21-PM
21.00	21.99		179.25	25	H9	870-2100-21L25-8	25.00	199.68	259.00	182.00	3.32	0.51	15	7000	870-2190-21-PM
21.00	21.99		223.23	25	H10	870-2100-21L25-10	25.00	243.68	303.00	226.00	3.32	0.50	30	4500	870-2190-21-PM
22.00	22.99	22	72.45	25	H9	870-2200-22L25-3	25.00	93.53	153.00	76.00	3.47	0.39	10	21500	870-2290-22-PM
22.00	22.99		118.43	25	H9	870-2200-22L25-5	25.00	139.53	199.00	122.00	3.47	0.46	10	12000	870-2290-22-PM
22.00	22.99		187.40	25	H9	870-2200-22L25-8	25.00	208.53	268.00	191.00	3.47	0.56	15	7000	870-2290-22-PM
22.00	22.99		233.38	25	H10	870-2200-22L25-10	25.00	253.53	313.00	236.00	3.47	0.60	30	4500	870-2290-22-PM
23.00	23.99	23	75.59	25	H9	870-2300-23L25-3	25.00	97.39	157.00	79.00	3.61	0.41	10	21500	870-2390-23-PM
23.00	23.99		123.57	25	H9	870-2300-23L25-5	25.00	145.39	205.00	127.00	3.61	0.49	10	21500	870-2390-23-PM
23.00	23.99		195.54	25	H9	870-2300-23L25-8	25.00	217.39	277.00	199.00	3.61	0.60	15	6000	870-2390-23-PM
23.00	23.99		243.52	25	H10	870-2300-23L25-10	25.00	265.39	325.00	247.00	3.61	0.70	30	4000	870-2390-23-PM
24.00	24.99	24	78.75	32	H9	870-2400-24L32-3	32.00	104.23	168.00	82.00	3.77	0.66	10	16000	870-2490-24-PM
24.00	24.99		128.73	32	H9	870-2400-24L32-5	32.00	155.23	219.00	132.00	3.77	0.76	10	10500	870-2490-24-PM
24.00	24.99		203.70	32	H9	870-2400-24L32-8	32.00	229.23	293.00	207.00	3.77	0.88	15	6000	870-2490-24-PM
24.00	24.99		253.68	32	H10	870-2400-24L32-10	32.00	275.23	339.00	257.00	3.77	1.00	30	4000	870-2490-24-PM
25.00	25.99	25	81.90	32	H9	870-2500-25L32-3	32.00	107.09	171.00	85.00	3.91	0.68	10	16000	870-2590-25-PM
25.00	25.99		133.88	32	H9	870-2500-25L32-5	32.00	159.09	223.00	137.00	3.91	0.79	10	10500	870-2590-25-PM
25.00	25.99		211.85	32	H9	870-2500-25L32-8	32.00	237.09	301.00	215.00	3.91	0.94	15	6000	870-2590-25-PM
25.00	25.99		263.83	32	H10	870-2500-25L32-10	32.00	289.09	353.00	267.00	3.91	1.00	30	4000	870-2590-25-PM
26.00	26.99	26	85.05	32	H9	870-2600-26L32-3	32.00	111.97	176.00	89.00	4.03	0.70	10	16000	870-2665-26-PM
26.00	26.99		139.03	32	H9	870-2600-26L32-5	32.00	165.97	230.00	143.00	4.03	0.80	10	10500	870-2665-26-PM
26.00	26.99		220.00	32	H9	870-2600-26L32-8	32.00	245.97	310.00	223.00	4.03	1.00	15	6000	870-2665-26-PM
26.00	26.99		273.98	32	H10	870-2600-26L32-10	32.00	299.97	364.00	277.00	4.03	1.10	10	3500	870-2665-26-PM
27.00	27.99	27	88.21	32	H9	870-2700-27L32-3	32.00	113.86	178.00	92.00	4.14	0.70	10	16000	870-2750-27-PM
27.00	27.99		144.19	32	H9	870-2700-27L32-5	32.00	170.86	235.00	148.00	4.14	0.90	10	10500	870-2750-27-PM
27.00	27.99		228.16	32	H9	870-2700-27L32-8	32.00	253.86	318.00	232.00	4.14	1.00	10	5000	870-2750-27-PM
28.00	28.99	28	91.36	32	H9	870-2800-28L32-3	32.00	116.68	181.00	95.00	4.32	0.80	10	16000	870-2858-28-PM
28.00	28.99		149.34	32	H9	870-2800-28L32-5	32.00	174.68	239.00	153.00	4.32	0.90	10	10500	870-2858-28-PM
28.00	28.99		236.31	32	H9	870-2800-28L32-8	32.00	261.68	326.00	240.00	4.32	1.10	10	5000	870-2858-28-PM
29.00	29.99	29	94.50	32	H9	870-2900-29L32-3	32.00	119.52	184.00	98.00	4.48	0.80	10	16000	870-2965-29-PM
29.00	29.99		154.48	32	H9	870-2900-29L32-5	32.00	180.52	245.00	158.00	4.48	0.90	10	10500	870-2965-29-PM
29.00	29.99		244.45	32	H9	870-2900-29L32-8	32.00	269.52	334.00	248.00	4.48	1.20	10	5000	870-2965-29-PM
30.00	30.99	30	97.65	32	H9	870-3000-30L32-3	32.00	123.40	188.00	102.00	4.60	0.80	10	16000	870-3050-30-PM
30.00	30.99		159.63	32	H9	870-3000-30L32-5	32.00	186.40	251.00	164.00	4.60	1.00	10	9500	870-3050-30-PM
30.00	30.99		252.60	32	H9	870-3000-30L32-8	32.00	277.40	342.00	256.00	4.60	1.30	10	4000	870-3050-30-PM
31.00	33.00	31	104.09	32	H9	870-3100-31L32-3	32.00	128.92	194.00	108.00	5.08	0.90	10	16000	870-3300-31-PM
31.00	33.00		170.09	32	H9	870-3100-31L32-5	32.00	194.92	260.00	174.00	5.08	1.10	10	9500	870-3300-31-PM
31.00	33.00		269.09	32	H9	870-3100-31L32-8	32.00	293.92	359.00	273.00	5.08	1.40	10	4000	870-3300-31-PM

K18

O5

Q5

Q1

Q35

Q29

Broca de punta intercambiable CoroDrill® 870

Cuerpos de broca

Mango cilíndrico con plano de apriete, según ISO 9766

CNSC 1

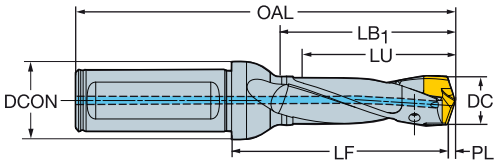

Diseño en pulgadas

DCN	DCX		LU	CZC$_{MS}$	TCHA	Código de pedido	Dimensiones, pulg. DCON	LF	OAL	LB$_1$	PL	lbs	CP PSI	RPMX	MIID ISO
.393	.412	6	1.302	5/8	H9	870-1000-6LX063-3	.625	1.826	3.779	1.377	.062	.220	145	33000	870-1040-6-PM
.393	.412		2.128	5/8	H9	870-1000-6LX063-5	.625	2.653	4.606	2.204	.062	.220	145	15000	870-1040-6-PM
.393	.412		3.367	5/8	H9	870-1000-6LX063-8	.625	3.913	5.866	3.464	.062	.220	217	12000	870-1040-6-PM
.393	.412		4.193	5/8	H10	870-1000-6LX063-10	.625	4.740	6.692	4.291	.062	.220	435	9000	870-1040-6-PM
.413	.432	7	1.364	5/8	H9	870-1050-7LX063-3	.625	1.862	3.818	1.417	.066	.220	145	33000	870-1090-7-PM
.413	.432		2.230	5/8	H9	870-1050-7LX063-5	.625	2.728	4.685	2.283	.066	.220	145	15000	870-1090-7-PM
.413	.432		3.528	5/8	H9	870-1050-7LX063-8	.625	4.027	5.984	3.582	.066	.220	217	12000	870-1090-7-PM
.413	.432		4.393	5/8	H10	870-1050-7LX063-10	.625	4.894	6.850	4.448	.066	.220	435	9000	870-1090-7-PM
.433	.452	8	1.426	5/8	H9	870-1100-8LX063-3	.625	1.938	3.897	1.496	.068	.220	145	33000	870-1140-8-PM
.433	.452		2.331	5/8	H9	870-1100-8LX063-5	.625	2.844	4.803	2.401	.068	.220	145	15000	870-1140-8-PM
.433	.452		3.688	5/8	H9	870-1100-8LX063-8	.625	4.222	6.181	3.779	.068	.220	217	12000	870-1140-8-PM
.433	.452		4.592	5/8	H10	870-1100-8LX063-10	.625	5.127	7.086	4.685	.068	.220	435	9000	870-1140-8-PM
.452	.472	9	1.488	5/8	H9	870-1150-9LX063-3	.625	2.014	3.976	1.574	.072	.220	145	33000	870-1190-8-PM
.452	.472		2.433	5/8	H9	870-1150-9LX063-5	.625	2.959	4.921	2.519	.072	.220	145	15000	870-1190-8-PM
.452	.472		3.849	5/8	H9	870-1150-9LX063-8	.625	4.376	6.338	3.937	.072	.220	217	12000	870-1190-8-PM
.452	.472		4.793	5/8	H10	870-1150-9LX063-10	.625	5.321	7.283	4.881	.072	.220	435	9000	870-1190-8-PM
.472	.491	10	1.550	5/8	H9	870-1200-10LX063-3	.625	2.090	4.055	1.653	.074	.220	145	33000	870-1240-10-PM
.472	.491		2.533	5/8	H9	870-1200-10LX063-5	.625	3.035	5.000	2.598	.074	.220	145	15000	870-1240-10-PM
.472	.491		4.009	5/8	H9	870-1200-10LX063-8	.625	4.570	6.535	4.133	.074	.220	217	10000	870-1240-10-PM
.472	.491		4.992	5/8	H10	870-1200-10LX063-10	.625	5.555	7.519	5.118	.074	.220	435	7000	870-1240-10-PM
.492	.511	11	1.612	5/8	H9	870-1250-11LX063-3	.625	2.126	4.094	1.692	.077	.220	145	33000	870-1290-11-PM
.492	.511		2.635	5/8	H9	870-1250-11LX063-5	.625	3.150	5.118	2.716	.077	.220	145	15000	870-1290-11-PM
.492	.511		4.170	5/8	H9	870-1250-11LX063-8	.625	4.685	6.653	4.251	.077	.220	217	10000	870-1290-11-PM
.492	.511		5.192	5/8	H10	870-1250-11LX063-10	.625	5.709	7.677	5.275	.077	.220	435	7000	870-1290-11-PM
.511	.531	12	1.674	5/8	H9	870-1300-12LX063-3	.625	2.202	4.173	1.771	.081	.220	145	33000	870-1340-12-PM
.511	.531		2.737	5/8	H9	870-1300-12LX063-5	.625	3.265	5.236	2.834	.081	.220	145	15000	870-1340-12-PM
.511	.531		4.330	5/8	H9	870-1300-12LX063-8	.625	4.879	6.850	4.448	.081	.220	217	9500	870-1340-12-PM
.511	.531		5.392	5/8	H10	870-1300-12LX063-10	.625	5.942	7.913	5.511	.081	.440	435	6500	870-1340-12-PM
.531	.550	13	1.737	5/8	H9	870-1350-13LX063-3	.625	2.277	4.251	1.850	.084	.220	145	33000	870-1390-13-PM
.531	.550		2.838	5/8	H9	870-1350-13LX063-5	.625	3.340	5.314	2.913	.084	.220	145	15000	870-1390-13-PM
.531	.550		4.491	5/8	H9	870-1350-13LX063-8	.625	5.033	7.007	4.606	.084	.440	217	9500	870-1390-13-PM
.531	.550		5.592	5/8	H10	870-1350-13LX063-10	.625	6.136	8.110	5.708	.084	.440	435	6500	870-1390-13-PM
.551	.590	14	1.861	3/4	H9	870-1400-14LX075-3	.750	2.508	4.566	1.968	.089	.440	145	33000	870-1490-14-PM
.551	.590		3.041	3/4	H9	870-1400-14LX075-5	.750	3.689	5.748	3.149	.089	.440	145	15000	870-1490-14-PM
.551	.590		4.811	3/4	H9	870-1400-14LX075-8	.750	5.461	7.519	4.921	.089	.440	217	9500	870-1490-14-PM
.551	.590		5.992	3/4	H10	870-1400-14LX075-10	.750	6.642	8.700	6.102	.089	.660	435	6500	870-1490-14-PM
.590	.629	15	1.985	3/4	H9	870-1500-15LX075-3	.750	2.620	4.685	2.086	.096	.440	145	33000	870-1590-15-PM
.590	.629		3.244	3/4	H9	870-1500-15LX075-5	.750	3.880	5.944	3.346	.096	.440	145	15000	870-1590-15-PM
.590	.629		5.132	3/4	H9	870-1500-15LX075-8	.750	5.770	7.834	5.236	.096	.660	217	8000	870-1590-15-PM
.590	.629		6.391	3/4	H10	870-1500-15LX075-10	.750	7.029	9.094	6.496	.096	.660	435	5000	870-1590-15-PM
.629	.668	16	2.108	3/4	H9	870-1600-16LX075-3	.750	2.733	4.803	2.204	.101	.440	145	33000	870-1690-16-PM
.629	.668		3.446	3/4	H9	870-1600-16LX075-5	.750	4.071	6.141	3.543	.101	.440	145	15000	870-1690-16-PM
.629	.668		5.453	3/4	H9	870-1600-16LX075-8	.750	6.079	8.149	5.551	.101	.660	217	8000	870-1690-16-PM
.629	.668		6.790	3/4	H10	870-1600-16LX075-10	.750	7.418	9.488	6.889	.101	.660	435	5000	870-1690-16-PM
.669	.708	17	2.232	3/4	H9	870-1700-17LX075-3	.750	2.884	4.960	2.322	.107	.440	145	30000	870-1790-17-PM
.669	.708		3.649	3/4	H9	870-1700-17LX075-5	.750	4.301	6.377	3.740	.107	.440	145	13500	870-1790-17-PM
.669	.708		5.774	3/4	H9	870-1700-17LX075-8	.750	6.427	8.503	5.866	.107	.660	217	8000	870-1790-17-PM
.669	.708		7.190	3/4	H10	870-1700-17LX075-10	.750	7.845	9.921	7.283	.107	.660	435	5000	870-1790-17-PM

K18 O5 Q5 Q1 Q35 Q29

Broca de punta intercambiable CoroDrill® 870

Cuerpos de broca

Mango cilíndrico con plano de apriete, según ISO 9766

CNSC 1

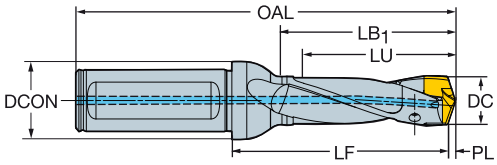

Diseño en pulgadas

DCN	DCX		LU	CZC$_{MS}$	TCHA	Código de pedido	Dimensiones, pulg. DCON	LF	OAL	LB$_1$	PL	lbs	CP PSI	RPMX	MIID ISO
.708	.747	18	2.356	3/4	H9	870-1800-18LX075-3	.750	2.997	5.078	2.440	.112	.440	145	30000	870-1890-18-PM
.708	.747		3.851	3/4	H9	870-1800-18LX075-5	.750	4.453	6.535	3.937	.112	.660	145	13500	870-1890-18-PM
.708	.747		6.094	3/4	H9	870-1800-18LX075-8	.750	6.737	8.818	6.181	.112	1.100	217	8000	870-1890-18-PM
.708	.747		7.590	3/4	H10	870-1800-18LX075-10	.750	8.233	10.315	7.677	.112	.660	435	5000	870-1890-18-PM
.748	.787	19	2.480	1	H9	870-1900-19LX1-3	1.000	3.266	5.590	2.598	.118	.660	145	30000	870-1990-19-PM
.748	.787		4.054	1	H9	870-1900-19LX1-5	1.000	4.841	7.165	4.173	.118	.880	145	13500	870-1990-19-PM
.748	.787		6.415	1	H9	870-1900-19LX1-8	1.000	7.203	9.527	6.535	.118	1.100	217	7000	870-1990-19-PM
.748	.787		7.989	1	H10	870-1900-19LX1-10	1.000	8.778	11.102	8.110	.118	1.100	435	4500	870-1990-19-PM
.787	.826	20	2.604	1	H9	870-2000-20LX1-3	1.000	3.418	5.748	2.716	.124	.660	145	21500	870-2090-20-PM
.787	.826		4.257	1	H9	870-2000-20LX1-5	1.000	5.072	7.401	4.370	.124	.880	145	12000	870-2090-20-PM
.787	.826		6.736	1	H9	870-2000-20LX1-8	1.000	7.552	9.881	6.850	.124	1.100	217	7000	870-2090-20-PM
.787	.826		8.389	1	H10	870-2000-20LX1-10	1.000	9.205	11.535	8.503	.124	1.100	435	4500	870-2090-20-PM
.826	.865	21	2.728	1	H9	870-2100-21LX1-3	1.000	3.530	5.866	2.834	.130	.814	145	21500	870-2190-21-PM
.826	.865		4.459	1	H9	870-2100-21LX1-5	1.000	5.262	7.598	4.566	.130	.946	145	12000	870-2190-21-PM
.826	.865		7.057	1	H9	870-2100-21LX1-8	1.000	7.861	10.196	7.165	.130	1.137	217	7000	870-2190-21-PM
.826	.865		8.788	1	H10	870-2100-21LX1-10	1.000	9.593	11.929	8.897	.130	1.100	435	4500	870-2190-21-PM
.866	.905	22	2.852	1	H9	870-2200-22LX1-3	1.000	3.682	6.023	2.992	.136	.858	145	16000	870-2290-22-PM
.866	.905		4.662	1	H9	870-2200-22LX1-5	1.000	5.493	7.834	4.803	.136	1.012	145	12000	870-2290-22-PM
.866	.905		7.377	1	H9	870-2200-22LX1-8	1.000	8.209	10.551	7.519	.136	1.236	217	7000	870-2290-22-PM
.866	.905		9.188	1	H10	870-2200-22LX1-10	1.000	9.981	12.322	9.291	.136	1.320	435	4500	870-2290-22-PM
.905	.944	23	2.975	1	H9	870-2300-23LX1-3	1.000	3.834	6.181	3.110	.142	.902	145	21500	870-2390-23-PM
.905	.944		4.864	1	H9	870-2300-23LX1-5	1.000	5.724	8.070	5.000	.142	1.078	145	12000	870-2390-23-PM
.905	.944		7.698	1	H9	870-2300-23LX1-8	1.000	8.558	10.905	7.834	.142	1.326	217	6000	870-2390-23-PM
.905	.944		9.587	1	H10	870-2300-23LX1-10	1.000	10.448	12.795	9.724	.142	1.540	435	4000	870-2390-23-PM
.944	.983	24	3.100	1 1/4	H9	870-2400-24LX125-3	1.250	4.103	6.614	3.228	.148	1.452	145	16000	870-2490-24-PM
.944	.983		5.068	1 1/4	H9	870-2400-24LX125-5	1.250	6.111	8.622	5.196	.148	1.672	145	10500	870-2490-24-PM
.944	.983		8.019	1 1/4	H9	870-2400-24LX125-8	1.250	9.024	11.535	8.149	.148	1.947	217	6000	870-2490-24-PM
.944	.983		9.987	1 1/4	H10	870-2400-24LX125-10	1.250	10.835	13.346	10.118	.148	2.200	435	4000	870-2490-24-PM
.984	1.023	25	3.224	1 1/4	H9	870-2500-25LX125-3	1.250	4.216	6.732	3.346	.153	1.496	145	16000	870-2590-25-PM
.984	1.023		5.270	1 1/4	H9	870-2500-25LX125-5	1.250	6.263	8.779	5.393	.153	1.738	145	10500	870-2590-25-PM
.984	1.023		8.340	1 1/4	H9	870-2500-25LX125-8	1.250	9.334	11.850	8.464	.153	2.074	217	6000	870-2590-25-PM
.984	1.023		10.387	1 1/4	H10	870-2500-25LX125-10	1.250	11.381	13.897	10.511	.153	2.200	435	4000	870-2590-25-PM
1.023	1.062	26	3.348	1 1/4	H9	870-2600-26LX125-3	1.250	4.408	6.929	3.503	.158	1.540	145	16000	870-2665-26-PM
1.023	1.062		5.473	1 1/4	H9	870-2600-26LX125-5	1.250	6.534	9.055	5.629	.158	1.760	145	10500	870-2665-26-PM
1.023	1.062		8.661	1 1/4	H9	870-2600-26LX125-8	1.250	9.683	12.204	8.779	.158	2.200	217	6000	870-2665-26-PM
1.023	1.062		10.786	1 1/4	H10	870-2600-26LX125-10	1.250	11.809	14.330	10.905	.158	2.420	145	3500	870-2665-26-PM
1.062	1.101	27	3.472	1 1/4	H9	870-2700-27LX125-3	1.250	4.482	7.007	3.622	.162	1.540	145	16000	870-2750-27-PM
1.062	1.101		5.676	1 1/4	H9	870-2700-27LX125-5	1.250	6.726	9.251	5.826	.162	1.980	145	10500	870-2750-27-PM
1.062	1.101		8.982	1 1/4	H9	870-2700-27LX125-8	1.250	9.994	12.519	9.133	.162	2.200	145	5000	870-2750-27-PM
1.102	1.141	28	3.596	1 1/4	H9	870-2800-28LX125-3	1.250	4.593	7.125	3.740	.170	1.760	145	16000	870-2858-28-PM
1.102	1.141		5.879	1 1/4	H9	870-2800-28LX125-5	1.250	6.877	9.409	6.023	.170	1.980	145	10500	870-2858-28-PM
1.102	1.141		9.303	1 1/4	H9	870-2800-28LX125-8	1.250	10.302	12.834	9.448	.170	2.420	145	5000	870-2858-28-PM
1.141	1.180	29	3.720	1 1/4	H9	870-2900-29LX125-3	1.250	4.705	7.244	3.858	.176	1.760	145	16000	870-2965-29-PM
1.141	1.180		6.081	1 1/4	H9	870-2900-29LX125-5	1.250	7.107	9.645	6.220	.176	1.980	145	10500	870-2965-29-PM
1.141	1.180		9.624	1 1/4	H9	870-2900-29LX125-8	1.250	10.611	13.149	9.763	.176	2.640	145	5000	870-2965-29-PM
1.181	1.220	30	3.844	1 1/4	H9	870-3000-30LX125-3	1.250	4.858	7.401	4.015	.181	1.760	145	16000	870-3050-30-PM
1.181	1.220		6.284	1 1/4	H9	870-3000-30LX125-5	1.250	7.338	9.881	6.456	.181	2.200	145	9500	870-3050-30-PM
1.181	1.220		9.944	1 1/4	H9	870-3000-30LX125-8	1.250	10.921	13.464	10.078	.181	2.860	145	4000	870-3050-30-PM
1.220	1.299	31	4.098	1 1/4	H9	870-3100-31LX125-3	1.250	5.075	7.637	4.251	.200	1.980	145	16000	870-3300-31-PM
1.220	1.299		6.696	1 1/4	H9	870-3100-31LX125-5	1.250	7.674	10.236	6.850	.200	2.420	145	9500	870-3300-31-PM
1.220	1.299		10.594	1 1/4	H9	870-3100-31LX125-8	1.250	11.571	14.133	10.748	.200	3.080	145	4000	870-3300-31-PM

K18

O5

Q5

Q1

Q35

Q29

Plaquita CoroDrill® 880 para taladrado

Plaquita central



880

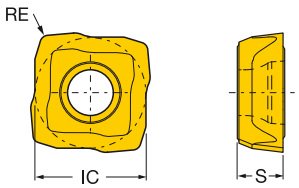

880-01

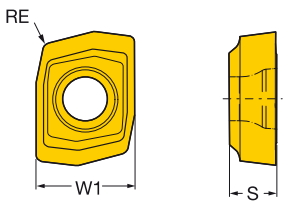

Avance medio

	Código de pedido	INSUC	P	M		K	N		S			H	Dimensiones, mm, pulg.							
			1044	1044	1144	1044	1044	H13A	1044	1144	H13A	1044	S	S"	RE	RE"	IC	IC"	W1	W1"
01C	880-01 02 03H-C-LM	C	☆	☆	☆	☆	☆		☆	☆		☆	2.20	.086	0.30	.011			4.80	.188
02C	880-02 02 04H-C-GM	C	☆	☆		☆	☆		☆			☆	2.40	.094	0.40	.015	4.90	.192		
	880-02 02 04H-C-LM	C	☆	☆	☆		☆		☆	☆			2.40	.094	0.40	.015	4.90	.192		
03C	880-03 03 05H-C-GM	C	☆	☆		☆	☆		☆			☆	2.60	.102	0.50	.019	5.70	.224		
	880-03 03 05H-C-LM	C	☆	☆	☆		☆	☆	☆	☆	☆		2.60	.102	0.50	.019	5.70	.224		
04C	880-04 03 05H-C-GM	C	☆	☆		☆	☆		☆			☆	2.80	.110	0.50	.019	6.80	.267		
	880-04 03 05H-C-LM	C	☆	☆	☆		☆	☆	☆	☆	☆		2.80	.110	0.50	.019	6.80	.267		
05C	880-05 03 05H-C-GM	C	☆	☆		☆	☆		☆			☆	3.00	.118	0.50	.019	8.40	.330		
	880-05 03 05H-C-LM	C	☆	☆	☆		☆	☆	☆	☆	☆		3.00	.118	0.50	.019	8.40	.330		
06C	880-06 04 06H-C-GM	C	☆	☆		☆	☆		☆			☆	3.50	.137	0.60	.023	10.20	.401		
	880-06 04 06H-C-LM	C	☆	☆	☆		☆	☆	☆	☆	☆		3.50	.137	0.60	.023	10.20	.401		
07C	880-07 04 06H-C-GM	C	☆	☆		☆	☆		☆			☆	4.00	.157	0.60	.023	12.35	.486		
	880-07 04 06H-C-LM	C	☆	☆	☆		☆	☆	☆	☆	☆		4.00	.157	0.60	.023	12.35	.486		
08C	880-08 05 08H-C-GM	C	☆	☆		☆	☆		☆			☆	4.50	.177	0.80	.031	14.85	.584		
	880-08 05 08H-C-LM	C	☆	☆	☆		☆	☆	☆	☆	☆		4.50	.177	0.80	.031	14.85	.584		
09C	880-09 06 08H-C-GM	C	☆	☆		☆	☆		☆			☆	5.50	.216	0.80	.031	17.90	.704		
	880-09 06 08H-C-LM	C	☆	☆	☆		☆	☆	☆	☆	☆		5.50	.216	0.80	.031	17.90	.704		

Avance elevado

	Código de pedido	INSUC	P	M	K	N	S	H	Dimensiones, mm, pulg.							
			1044	1044	1044	1044	1044	1044	S	S"	RE	RE"	IC	IC"	W1	W1"
01C	880-01 02 03H-C-GR	C	☆	☆	☆	☆	☆	☆	2.20	.086	0.30	.011			4.80	.188
02C	880-02 02 04H-C-GR	C	☆		☆				2.40	.094	0.40	.015	4.90	.192		
03C	880-03 03 05H-C-GR	C	☆		☆				2.60	.102	0.50	.019	5.70	.224		
04C	880-04 03 05H-C-GR	C	☆		☆				2.80	.110	0.50	.019	6.80	.267		
05C	880-05 03 05H-C-GR	C	☆		☆				3.00	.118	0.50	.019	8.40	.330		
06C	880-06 04 06H-C-GR	C	☆		☆				3.50	.137	0.60	.023	10.20	.401		
07C	880-07 04 06H-C-GR	C	☆		☆				4.00	.157	0.60	.023	12.35	.486		
08C	880-08 05 08H-C-GR	C	☆		☆				4.50	.177	0.80	.031	14.85	.584		
09C	880-09 06 08H-C-GR	C	☆		☆				5.50	.216	0.80	.031	17.90	.704		

K178 K254 Q1 Q29

Plaquita CoroDrill® 880 para taladrado

Plaquita periférica

880

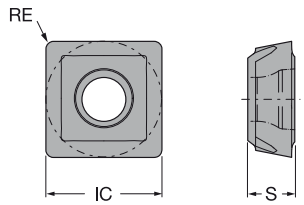

880-01

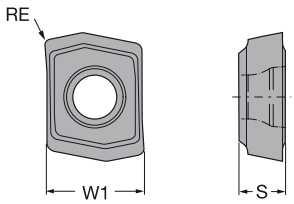

Avance medio

	Código de pedido	INSUC	P				M					K			N				S					H			Dimensiones, mm, pulg.							
			4044	4324	4334	H13A	2044	4044	4324	4334	H13A	4044	4324	4334	4044	4324	4334	H13A	2044	4044	4324	4334	H13A	4044	4324	4334	S	S"	RE	RE"	IC	IC"	W1	W1"
01P	880-01 02 W04H-P-LM	P	☆	☆	☆			☆	☆	☆					☆	☆	☆			☆	☆	☆					2.20	.086	0.40	.015			4.80	.188
	880-01 02 W04H-P-MS	P					☆												☆								2.20	.086	0.40	.015			4.80	.188
02P	880-02 02 W04H-P-GM	P	☆	☆	☆			☆	☆	☆		☆	☆	☆	☆					☆				☆	☆	☆	2.40	.094	0.40	.015	5.10	.200		
	880-02 02 W05H-P-LM	P	☆	☆	☆			☆	☆	☆					☆	☆	☆			☆	☆	☆					2.40	.094	0.50	.019	5.10	.200		
	880-02 02 W05H-P-MS	P					☆												☆								2.40	.094	0.50	.019	5.10	.200		
03P	880-03 03 W05H-P-GM	P	☆	☆	☆			☆	☆	☆		☆	☆	☆	☆					☆				☆	☆	☆	2.60	.102	0.50	.019	6.00	.236		
	880-03 03 W06H-P-LM	P	☆	☆	☆	☆		☆	☆	☆	☆				☆	☆	☆	☆		☆	☆	☆	☆				2.60	.102	0.60	.023	6.00	.236		
	880-03 03 W06H-P-MS	P					☆												☆								2.60	.102	0.60	.023	6.00	.236		
04P	880-04 03 W05H-P-GM	P	☆	☆	☆			☆	☆	☆		☆	☆	☆	☆					☆				☆	☆	☆	2.80	.110	0.50	.019	7.40	.291		
	880-04 03 W07H-P-LM	P	☆	☆	☆	☆		☆	☆	☆	☆				☆	☆	☆	☆		☆	☆	☆	☆				2.80	.110	0.70	.027	7.40	.291		
	880-04 03 W07H-P-MS	P					☆												☆								2.80	.110	0.70	.027	7.40	.291		
05P	880-05 03 W05H-P-GM	P	☆	☆	☆			☆	☆	☆		☆	☆	☆	☆					☆				☆	☆	☆	3.00	.118	0.50	.019	8.90	.350		
	880-05 03 W08H-P-LM	P	☆	☆	☆	☆		☆	☆	☆	☆				☆	☆	☆	☆		☆	☆	☆	☆				3.00	.118	0.80	.031	8.90	.350		
	880-05 03 W08H-P-MS	P					☆												☆								3.00	.118	0.80	.031	8.90	.350		
06P	880-06 04 W06H-P-GM	P	☆	☆	☆			☆	☆	☆		☆	☆	☆	☆					☆				☆	☆	☆	3.50	.137	0.60	.023	10.65	.419		
	880-06 04 W08H-P-LM	P	☆	☆	☆	☆		☆	☆	☆	☆				☆	☆	☆	☆		☆	☆	☆	☆				3.50	.137	0.80	.031	10.65	.419		
	880-06 04 W08H-P-MS	P					☆												☆								3.50	.137	0.80	.031	10.65	.419		
07P	880-07 04 W06H-P-GM	P	☆	☆	☆			☆	☆	☆		☆	☆	☆	☆					☆				☆	☆	☆	4.00	.157	0.60	.023	12.65	.498		
	880-07 04 W10H-P-LM	P	☆	☆	☆	☆		☆	☆	☆	☆				☆	☆	☆	☆		☆	☆	☆	☆				4.00	.157	1.00	.039	12.65	.498		
	880-07 04 W10H-P-MS	P					☆												☆								4.00	.157	1.00	.039	12.65	.498		
08P	880-08 05 W08H-P-GM	P	☆	☆	☆			☆	☆	☆		☆	☆	☆	☆					☆				☆	☆	☆	4.50	.177	0.80	.031	15.45	.608		
	880-08 05 W10H-P-LM	P	☆	☆	☆	☆		☆	☆	☆	☆				☆	☆	☆	☆		☆	☆	☆	☆				4.50	.177	1.00	.039	15.45	.608		
	880-08 05 W10H-P-MS	P					☆												☆								4.50	.177	1.00	.039	15.45	.608		
09P	880-09 06 W08H-P-GM	P	☆	☆	☆			☆	☆	☆		☆	☆	☆	☆					☆				☆	☆	☆	5.50	.216	0.80	.031	18.60	.732		
	880-09 06 W10H-P-LM	P	☆	☆	☆	☆		☆	☆	☆	☆				☆	☆	☆	☆		☆	☆	☆	☆				5.50	.216	1.00	.039	18.60	.732		
	880-09 06 W10H-P-MS	P					☆												☆								5.50	.216	1.00	.039	18.60	.732		

Avance elevado

	Código de pedido	INSUC	P			M			K			N			S			H			Dimensiones, mm, pulg.							
			4044	4324	4334	4044	4324	4334	4044	4324	4334	4044	4324	4334	4044	4324	4334	4044	4324	4334	S	S"	RE	RE"	IC	IC"	W1	W1"
01P	880-01 02 W04H-P-GR	P	☆	☆	☆	☆	☆	☆	☆	☆	☆	☆	☆	☆	☆	☆	☆	☆	☆	☆	2.20	.086	0.40	.015			4.80	.188
02P	880-02 02 W05H-P-GR	P	☆	☆	☆				☆	☆	☆										2.40	.094	0.50	.019	5.10	.200		
	880-02 02 W05H-P-GT	P	☆	☆	☆	☆	☆	☆	☆	☆	☆	☆	☆	☆	☆	☆	☆	☆	☆	☆	2.40	.094	0.50	.019	5.10	.200		
03P	880-03 03 W06H-P-GR	P	☆	☆	☆				☆	☆	☆										2.60	.102	0.60	.023	6.00	.236		
	880-03 03 W06H-P-GT	P	☆	☆	☆	☆	☆	☆	☆	☆	☆	☆	☆	☆	☆	☆	☆	☆	☆	☆	2.60	.102	0.60	.023	6.00	.236		
04P	880-04 03 W07H-P-GR	P	☆	☆	☆				☆	☆	☆										2.80	.110	0.70	.027	7.40	.291		
	880-04 03 W07H-P-GT	P	☆	☆	☆	☆	☆	☆	☆	☆	☆	☆	☆	☆	☆	☆	☆	☆	☆	☆	2.80	.110	0.70	.027	7.40	.291		
05P	880-05 03 W08H-P-GR	P	☆	☆	☆				☆	☆	☆										3.00	.118	0.80	.031	8.90	.350		
	880-05 03 W08H-P-GT	P	☆	☆	☆	☆	☆	☆	☆	☆	☆	☆	☆	☆	☆	☆	☆	☆	☆	☆	3.00	.118	0.80	.031	8.90	.350		
06P	880-06 04 W10H-P-GR	P	☆	☆	☆				☆	☆	☆										3.50	.137	1.00	.039	10.65	.419		
	880-06 04 W10H-P-GT	P		☆	☆		☆	☆		☆	☆		☆	☆		☆	☆		☆	☆	3.50	.137	1.00	.039	10.65	.419		
07P	880-07 04 W12H-P-GR	P	☆	☆	☆				☆	☆	☆										4.00	.157	1.20	.047	12.65	.498		
	880-07 04 W12H-P-GT	P		☆	☆		☆	☆		☆	☆		☆	☆		☆	☆		☆	☆	4.00	.157	1.20	.047	12.65	.498		
08P	880-08 05 W12H-P-GR	P	☆	☆	☆				☆	☆	☆										4.50	.177	1.20	.047	15.45	.608		
	880-08 05 W12H-P-GT	P		☆	☆		☆	☆		☆	☆		☆	☆		☆	☆		☆	☆	4.50	.177	1.20	.047	15.45	.608		
09P	880-09 06 W12H-P-GR	P	☆	☆	☆				☆	☆	☆										5.50	.216	1.20	.047	18.60	.732		
	880-09 06 W12H-P-GT	P		☆	☆		☆	☆		☆	☆		☆	☆		☆	☆		☆	☆	5.50	.216	1.20	.047	18.60	.732		

K178 K254 Q1

Broca de plaquita intercambiable CoroDrill® 880

Coromant Capto®

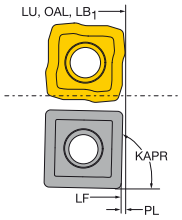

CNSC	1	1
DSGN	1	2

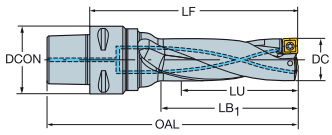

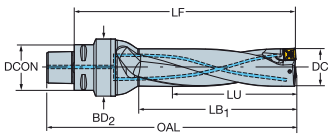

Diseño métrico

DC	C	P	LU	CZC$_{MS}$	ADJLX	TCHAL	TCHAU	DSGN	Código de pedido	Dimensiones, mm DCON	LF	OAL	LB$_1$	BD2	PL	KAPR	CP Bar	Kg	RPMX	MIID$_P$
12.00	01C	01P	38.40	C4	0.25	0.00	0.25	1	880-D1200C4-03	40.00	68.60	95.00	39.00		2.40	79°	10	0.3	33000	880-0102W04-P-GR
			38.40	C5	0.25	0.00	0.25	1	880-D1200C5-03	50.00	68.60	101.00	39.00		2.40	79°	10	0.5	33000	
			38.40	C6	0.25	0.00	0.25	1	880-D1200C6-03	63.00	70.60	111.00	39.00		2.40	79°	10	0.9	33000	
			50.40	C4	0.25	0.00	0.40	1	880-D1200C4-04	40.00	80.60	107.00	51.00		2.40	79°	10	0.3	22000	
			50.40	C5	0.25	0.00	0.40	1	880-D1200C5-04	50.00	80.60	113.00	51.00		2.40	79°	10	0.5	22000	
			50.40	C6	0.25	0.00	0.40	1	880-D1200C6-04	63.00	82.60	123.00	51.00		2.40	79°	10	0.9	22000	
12.50	01C	01P	40.50	C4	0.25	0.00	0.25	1	880-D1250C4-03	40.00	70.50	97.00	40.00		2.50	79°	10	0.3	33000	880-0102W04-P-GR
			40.50	C5	0.25	0.00	0.25	1	880-D1250C5-03	50.00	70.50	103.00	40.00		2.50	79°	10	0.5	33000	
			40.50	C6	0.25	0.00	0.25	1	880-D1250C6-03	63.00	72.50	113.00	40.00		2.50	79°	10	0.9	33000	
			52.50	C4	0.25	0.00	0.40	1	880-D1250C4-04	40.00	83.50	110.00	53.00		2.50	79°	10	0.3	22000	
			52.50	C5	0.25	0.00	0.40	1	880-D1250C5-04	50.00	83.50	116.00	53.00		2.50	79°	10	0.5	22000	
			52.50	C6	0.25	0.00	0.40	1	880-D1250C6-04	63.00	85.50	126.00	53.00		2.50	79°	10	0.9	22000	
12.70	01C	01P	40.54	C4	0.25	0.00	0.25	1	880-D1270C4-03	40.00	71.46	98.00	41.00		2.54	79°	10	0.3	33000	880-0102W04-P-GR
			40.54	C5	0.25	0.00	0.25	1	880-D1270C5-03	50.00	71.46	104.00	41.00		2.54	79°	10	0.5	33000	
			40.54	C6	0.25	0.00	0.25	1	880-D1270C6-03	63.00	73.46	114.00	41.00		2.54	79°	10	0.9	33000	
			53.54	C4	0.25	0.00	0.40	1	880-D1270C4-04	40.00	83.46	110.00	53.00		2.54	79°	10	0.3	22000	
			53.54	C5	0.25	0.00	0.40	1	880-D1270C5-04	50.00	83.46	116.00	53.00		2.54	79°	10	0.5	22000	
			53.54	C6	0.25	0.00	0.40	1	880-D1270C6-04	63.00	85.46	126.00	53.00		2.54	79°	10	0.9	22000	
13.00	01C	01P	41.60	C4	0.25	0.00	0.25	1	880-D1300C4-03	40.00	72.40	99.00	42.00		2.60	79°	10	0.3	33000	880-0102W04-P-GR
			41.60	C5	0.25	0.00	0.25	1	880-D1300C5-03	50.00	72.40	105.00	42.00		2.60	79°	10	0.5	33000	
			41.60	C6	0.25	0.00	0.25	1	880-D1300C6-03	63.00	74.40	115.00	42.00		2.60	79°	10	0.9	33000	
			54.60	C4	0.25	0.00	0.40	1	880-D1300C4-04	40.00	85.40	112.00	55.00		2.60	79°	10	0.3	22000	
			54.60	C5	0.25	0.00	0.40	1	880-D1300C5-04	50.00	85.40	118.00	55.00		2.60	79°	10	0.5	22000	
			54.60	C6	0.25	0.00	0.40	1	880-D1300C6-04	63.00	87.40	128.00	55.00		2.60	79°	10	0.9	22000	
13.50	01C	01P	43.70	C4	0.25	0.00	0.25	1	880-D1350C4-03	40.00	74.30	101.00	44.00		2.70	79°	10	0.3	33000	880-0102W04-P-GR
			43.70	C5	0.25	0.00	0.25	1	880-D1350C5-03	50.00	74.30	107.00	44.00		2.70	79°	10	0.5	33000	
			43.70	C6	0.25	0.00	0.25	1	880-D1350C6-03	63.00	76.30	117.00	44.00		2.70	79°	10	0.9	33000	
			56.70	C4	0.25	0.00	0.40	1	880-D1350C4-04	40.00	87.30	114.00	57.00		2.70	79°	10	0.3	22000	
			56.70	C5	0.25	0.00	0.40	1	880-D1350C5-04	50.00	87.30	120.00	57.00		2.70	79°	10	0.5	22000	
			56.70	C6	0.25	0.00	0.40	1	880-D1350C6-04	63.00	89.30	130.00	57.00		2.70	79°	10	0.9	22000	
14.00	02C	02P	44.80	C4	0.50	0.00	0.25	1	880-D1400C4-03	40.00	75.20	102.00	45.00		2.80	88°	10	0.3	33000	880-0202W04H-P-GM
			44.80	C5	0.50	0.00	0.25	1	880-D1400C5-03	50.00	75.20	108.00	45.00		2.80	88°	10	0.5	33000	
			44.80	C6	0.50	0.00	0.25	1	880-D1400C6-03	63.00	77.20	118.00	45.00		2.80	88°	10	0.9	33000	
			58.80	C4	0.50	0.00	0.40	1	880-D1400C4-04	40.00	89.20	116.00	59.00		2.80	88°	10	0.3	22000	
			58.80	C5	0.50	0.00	0.40	1	880-D1400C5-04	50.00	89.20	122.00	59.00		2.80	88°	10	0.5	22000	
			58.80	C6	0.50	0.00	0.40	1	880-D1400C6-04	63.00	91.20	132.00	59.00		2.80	88°	10	0.9	22000	
14.50	02C	02P	46.90	C4	0.45	0.00	0.25	1	880-D1450C4-03	40.00	77.10	104.00	46.00		2.90	88°	10	0.3	33000	880-0202W04H-P-GM
			46.90	C5	0.45	0.00	0.25	1	880-D1450C5-03	50.00	77.10	110.00	46.00		2.90	88°	10	0.5	33000	
			46.90	C6	0.45	0.00	0.25	1	880-D1450C6-03	63.00	79.10	120.00	46.00		2.90	88°	10	0.9	33000	
			60.90	C4	0.45	0.00	0.40	1	880-D1450C4-04	40.00	92.10	119.00	61.00		2.90	88°	10	0.3	22000	
			60.90	C5	0.45	0.00	0.40	1	880-D1450C5-04	50.00	92.10	125.00	61.00		2.90	88°	10	0.5	22000	
			60.90	C6	0.45	0.00	0.40	1	880-D1450C6-04	63.00	94.10	135.00	61.00		2.90	88°	10	0.9	22000	
15.00	02C	02P	48.00	C4	0.40	0.00	0.25	1	880-D1500C4-03	40.00	79.00	106.00	48.00		3.00	88°	10	0.3	33000	880-0202W04H-P-GM
			48.00	C5	0.40	0.00	0.25	1	880-D1500C5-03	50.00	79.00	112.00	48.00		3.00	88°	10	0.5	33000	
			48.00	C6	0.40	0.00	0.25	1	880-D1500C6-03	63.00	81.00	122.00	48.00		3.00	88°	10	0.9	33000	
			63.00	C4	0.40	0.00	0.40	1	880-D1500C4-04	40.00	94.00	121.00	63.00		3.00	88°	10	0.3	22000	
			63.00	C5	0.40	0.00	0.40	1	880-D1500C5-04	50.00	94.00	127.00	63.00		3.00	88°	10	0.5	22000	
			63.00	C6	0.40	0.00	0.40	1	880-D1500C6-04	63.00	96.00	137.00	63.00		3.00	88°	10	0.9	22000	

K38

O5

Q5

ISO 13399 Q1

CNSC CXSC Q35

SANDVIK Coromant

Broca de plaquita intercambiable CoroDrill® 880

Coromant Capto®

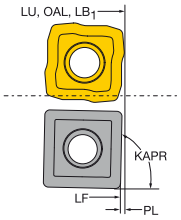

CNSC	1	1
DSGN	1	2

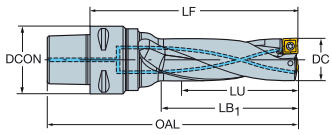

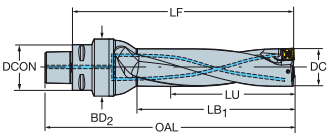

Diseño métrico

DC	C	P	LU	CZC_{MS}	ADJLX	TCHAL	TCHAU	DSGN	Código de pedido	Dimensiones, mm DCON	LF	OAL	LB_1	BD2	PL	KAPR	CP Bar	Kg	RPMX	$MIID_P$
15.50	02C	02P	50.10	C4	0.30	0.00	0.25	1	880-D1550C4-03	40.00	80.90	108.00	50.00		3.10	88°	10	0.3	33000	880-0202W04H-P-GM
			50.10	C5	0.30	0.00	0.25	1	880-D1550C5-03	50.00	80.90	114.00	50.00		3.10	88°	10	0.5	33000	
			50.10	C6	0.30	0.00	0.25	1	880-D1550C6-03	63.00	82.90	124.00	50.00		3.10	88°	10	0.9	33000	
			65.10	C4	0.30	0.00	0.40	1	880-D1550C4-04	40.00	95.90	123.00	65.00		3.10	88°	10	0.3	22000	
			65.10	C5	0.30	0.00	0.40	1	880-D1550C5-04	50.00	95.90	129.00	65.00		3.10	88°	10	0.5	22000	
			65.10	C6	0.30	0.00	0.40	1	880-D1550C6-04	63.00	97.90	139.00	65.00		3.10	88°	10	0.9	22000	
16.00	02C	02P	51.20	C4	0.30	0.00	0.25	1	880-D1600C4-03	40.00	82.80	110.00	51.00		3.20	88°	10	0.3	33000	880-0202W04H-P-GM
			51.20	C5	0.30	0.00	0.25	1	880-D1600C5-03	50.00	82.80	116.00	51.00		3.20	88°	10	0.5	33000	
			51.20	C6	0.30	0.00	0.25	1	880-D1600C6-03	63.00	84.80	126.00	51.00		3.20	88°	10	0.9	33000	
			67.20	C4	0.30	0.00	0.40	1	880-D1600C4-04	40.00	98.80	126.00	67.00		3.20	88°	10	0.3	22000	
			67.20	C5	0.30	0.00	0.40	1	880-D1600C5-04	50.00	98.80	132.00	67.00		3.20	88°	10	0.5	22000	
			67.20	C6	0.30	0.00	0.40	1	880-D1600C6-04	63.00	100.80	142.00	67.00		3.20	88°	10	0.9	22000	
16.50	03C	03P	53.30	C4	0.60	0.00	0.25	1	880-D1650C4-03	40.00	84.70	112.00	53.00		3.30	88°	10	0.3	30000	880-0303W05H-P-GM
			53.30	C5	0.60	0.00	0.25	1	880-D1650C5-03	50.00	84.70	118.00	53.00		3.30	88°	10	0.5	30000	
			53.30	C6	0.60	0.00	0.25	1	880-D1650C6-03	63.00	86.70	128.00	53.00		3.30	88°	10	0.9	30000	
			69.30	C4	0.60	0.00	0.40	1	880-D1650C4-04	40.00	100.70	128.00	69.00		3.30	88°	10	0.4	19000	
			69.30	C5	0.60	0.00	0.40	1	880-D1650C5-04	50.00	100.70	134.00	69.00		3.30	88°	10	0.5	19000	
			69.30	C6	0.60	0.00	0.40	1	880-D1650C6-04	63.00	102.70	144.00	69.00		3.30	88°	10	0.9	19000	
17.00	03C	03P	54.40	C4	0.60	0.00	0.25	1	880-D1700C4-03	40.00	85.60	113.00	54.00		3.40	88°	10	0.3	30000	880-0303W05H-P-GM
			54.40	C5	0.60	0.00	0.25	1	880-D1700C5-03	50.00	85.60	119.00	54.00		3.40	88°	10	0.5	30000	
			54.40	C6	0.60	0.00	0.25	1	880-D1700C6-03	63.00	87.60	129.00	54.00		3.40	88°	10	0.9	30000	
			71.40	C4	0.60	0.00	0.40	1	880-D1700C4-04	40.00	102.60	130.00	71.00		3.40	88°	10	0.3	19000	
			71.40	C5	0.60	0.00	0.40	1	880-D1700C5-04	50.00	102.60	136.00	71.00		3.40	88°	10	0.5	19000	
			71.40	C6	0.60	0.00	0.40	1	880-D1700C6-04	63.00	104.60	146.00	71.00		3.40	88°	10	1.0	19000	
17.50	03C	03P	56.15	C4	0.50	0.00	0.25	1	880-D1750C4-03	40.00	88.85	116.00	56.00		3.15	88°	10	0.3	30000	880-0303W05H-P-GM
			56.15	C5	0.50	0.00	0.25	1	880-D1750C5-03	50.00	88.85	122.00	56.00		3.15	88°	10	0.5	30000	
			56.15	C6	0.50	0.00	0.25	1	880-D1750C6-03	63.00	90.85	132.00	56.00		3.15	88°	10	0.9	30000	
			73.15	C4	0.50	0.00	0.40	1	880-D1750C4-04	40.00	105.85	133.00	73.00		3.15	88°	10	0.4	19000	
			73.15	C5	0.50	0.00	0.40	1	880-D1750C5-04	50.00	105.85	139.00	73.00		3.15	88°	10	0.6	19000	
			73.15	C6	0.50	0.00	0.40	1	880-D1750C6-04	63.00	107.85	149.00	73.00		3.15	88°	10	1.0	19000	
18.00	03C	03P	57.24	C4	0.40	0.00	0.25	1	880-D1800C4-03	40.00	89.76	117.00	57.00		3.24	88°	10	0.3	30000	880-0303W05H-P-GM
			57.24	C5	0.40	0.00	0.25	1	880-D1800C5-03	50.00	89.76	123.00	57.00		3.24	88°	10	0.5	30000	
			57.24	C6	0.40	0.00	0.25	1	880-D1800C6-03	63.00	91.76	133.00	57.00		3.24	88°	10	1.0	30000	
			75.24	C4	0.40	0.00	0.40	1	880-D1800C4-04	40.00	107.76	135.00	75.00		3.24	88°	10	0.4	19000	
			75.24	C5	0.40	0.00	0.40	1	880-D1800C5-04	50.00	107.76	141.00	75.00		3.24	88°	10	0.6	19000	
			75.24	C6	0.40	0.00	0.40	1	880-D1800C6-04	63.00	109.76	151.00	75.00		3.24	88°	10	1.0	19000	
18.50	03C	03P	59.33	C4	0.40	0.00	0.25	1	880-D1850C4-03	40.00	91.67	119.00	59.00		3.33	88°	10	0.4	30000	880-0303W05H-P-GM
			59.33	C5	0.40	0.00	0.25	1	880-D1850C5-03	50.00	91.67	125.00	59.00		3.33	88°	10	0.6	30000	
			59.33	C6	0.40	0.00	0.25	1	880-D1850C6-03	63.00	93.67	135.00	59.00		3.33	88°	10	1.0	30000	
			77.33	C4	0.40	0.00	0.40	1	880-D1850C4-04	40.00	109.67	137.00	77.00		3.33	88°	10	0.4	19000	
			77.33	C5	0.40	0.00	0.40	1	880-D1850C5-04	50.00	109.67	143.00	77.00		3.33	88°	10	0.6	19000	
			77.33	C6	0.40	0.00	0.40	1	880-D1850C6-04	63.00	111.67	153.00	77.00		3.33	88°	10	1.0	19000	
19.00	03C	03P	60.42	C4	0.30	0.00	0.25	1	880-D1900C4-03	40.00	92.58	120.00	60.00		3.42	88°	10	0.4	30000	880-0303W05H-P-GM
			60.42	C5	0.30	0.00	0.25	1	880-D1900C5-03	50.00	92.58	126.00	60.00		3.42	88°	10	0.6	30000	
			60.42	C6	0.30	0.00	0.25	1	880-D1900C6-03	63.00	94.58	136.00	60.00		3.42	88°	10	1.0	30000	
			79.42	C4	0.30	0.00	0.40	1	880-D1900C4-04	40.00	111.58	139.00	79.00		3.42	88°	10	0.4	19000	
			79.42	C5	0.30	0.00	0.40	1	880-D1900C5-04	50.00	111.58	145.00	79.00		3.42	88°	10	0.6	19000	
			79.42	C6	0.30	0.00	0.40	1	880-D1900C6-04	63.00	113.58	155.00	79.00		3.42	88°	10	1.0	19000	

K38

O5

Q5

Q1

Q35

Broca de plaquita intercambiable CoroDrill® 880

Coromant Capto®

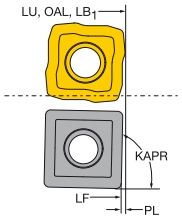

CNSC	1	1
DSGN	1	2

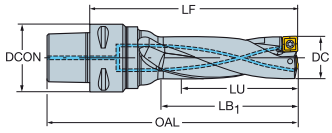

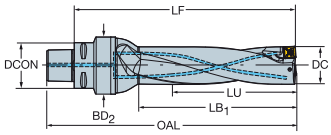

Diseño métrico

DC	C	P	LU	CZC$_{MS}$	ADJLX	TCHAL	TCHAU	DSGN	Código de pedido	Dimensiones, mm DCON	LF	OAL	LB$_1$	BD2	PL	KAPR	CP Bar	Kg	RPMX	MIID$_P$
19.50	03C	03P	62.51	C4	0.30	0.00	0.25	1	880-D1950C4-03	40.00	95.49	123.00	62.00		3.51	88°	10	0.4	30000	880-0303W05H-P-GM
			62.51	C5	0.30	0.00	0.25	1	880-D1950C5-03	50.00	95.49	129.00	62.00		3.51	88°	10	0.6	30000	
			62.51	C6	0.30	0.00	0.25	1	880-D1950C6-03	63.00	97.49	139.00	62.00		3.51	88°	10	1.0	30000	
			81.51	C4	0.30	0.00	0.40	1	880-D1950C4-04	40.00	115.49	143.00	82.00		3.51	88°	10	0.4	19000	
			81.51	C5	0.30	0.00	0.40	1	880-D1950C5-04	50.00	115.49	149.00	82.00		3.51	88°	10	0.6	19000	
			81.51	C6	0.30	0.00	0.40	1	880-D1950C6-04	63.00	117.49	159.00	82.00		3.51	88°	10	1.0	19000	
20.00	04C	04P	63.60	C4	0.90	0.00	0.25	1	880-D2000C4-03	40.00	97.40	125.00	64.00		3.60	88°	10	0.4	21500	880-0403W05H-P-GM
			63.60	C5	0.90	0.00	0.25	1	880-D2000C5-03	50.00	97.40	131.00	64.00		3.60	88°	10	0.6	21500	
			63.60	C6	0.90	0.00	0.25	1	880-D2000C6-03	63.00	99.40	141.00	64.00		3.60	88°	10	1.0	21500	
			83.60	C4	0.90	0.00	0.40	1	880-D2000C4-04	40.00	117.40	145.00	84.00		3.60	88°	10	0.4	17500	
			83.60	C5	0.90	0.00	0.40	1	880-D2000C5-04	50.00	117.40	151.00	84.00		3.60	88°	10	0.6	17500	
			83.60	C6	0.90	0.00	0.40	1	880-D2000C6-04	63.00	119.40	161.00	84.00		3.60	88°	10	1.0	17500	
21.00	04C	04P	66.15	C4	0.80	0.00	0.25	1	880-D2100C4-03	40.00	100.85	128.00	66.00		3.15	88°	10	0.4	21500	880-0403W05H-P-GM
			66.15	C5	0.80	0.00	0.25	1	880-D2100C5-03	50.00	100.85	134.00	66.00		3.15	88°	10	0.6	21500	
			66.15	C6	0.80	0.00	0.25	1	880-D2100C6-03	63.00	102.85	144.00	66.00		3.15	88°	10	1.0	21500	
			87.15	C4	0.80	0.00	0.40	1	880-D2100C4-04	40.00	121.85	149.00	87.00		3.15	88°	10	0.4	17500	
			87.15	C5	0.80	0.00	0.40	1	880-D2100C5-04	50.00	121.85	155.00	87.00		3.15	88°	10	0.6	17500	
			87.15	C6	0.80	0.00	0.40	1	880-D2100C6-04	63.00	123.85	165.00	87.00		3.15	88°	10	1.0	17500	
22.00	04C	04P	69.30	C4	0.60	0.00	0.25	1	880-D2200C4-03	40.00	103.70	131.00	69.00		3.30	88°	10	0.4	21500	880-0403W05H-P-GM
			69.30	C5	0.60	0.00	0.25	1	880-D2200C5-03	50.00	103.70	137.00	69.00		3.30	88°	10	0.6	21500	
			69.30	C6	0.60	0.00	0.25	1	880-D2200C6-03	63.00	105.70	147.00	69.00		3.30	88°	10	1.0	21500	
			91.30	C4	0.60	0.00	0.40	1	880-D2200C4-04	40.00	125.70	153.00	91.00		3.30	88°	10	0.4	17500	
			91.30	C5	0.60	0.00	0.40	1	880-D2200C5-04	50.00	125.70	159.00	91.00		3.30	88°	10	0.6	17500	
			91.30	C6	0.60	0.00	0.40	1	880-D2200C6-04	63.00	127.70	169.00	91.00		3.30	88°	10	1.0	17500	
23.00	04C	04P	72.45	C4	0.50	0.00	0.25	1	880-D2300C4-03	40.00	107.55	135.00	72.00		3.45	88°	10	0.4	21500	880-0403W05H-P-GM
			72.45	C5	0.50	0.00	0.25	1	880-D2300C5-03	50.00	107.55	141.00	72.00		3.45	88°	10	0.6	21500	
			72.45	C6	0.50	0.00	0.25	1	880-D2300C6-03	63.00	109.55	151.00	72.00		3.45	88°	10	1.1	21500	
			94.76	C4	0.50	0.00	0.40	1	880-D2300C4-04	40.00	131.24	158.00	95.00		2.76	88°	10	0.5	17500	
			95.45	C5	0.50	0.00	0.40	1	880-D2300C5-04	50.00	130.55	164.00	95.00		3.45	88°	10	0.7	17500	
			95.45	C6	0.50	0.00	0.40	1	880-D2300C6-04	63.00	132.55	174.00	95.00		3.45	88°	10	1.1	17500	
24.00	05C	05P	75.60	C4	1.10	0.00	0.25	1	880-D2400C4-03	40.00	111.40	139.00	76.00		3.60	88°	10	0.4	16000	880-0503W05H-P-GM
			75.60	C5	1.10	0.00	0.25	1	880-D2400C5-03	50.00	111.40	145.00	76.00		3.60	88°	10	0.6	16000	
			75.60	C6	1.10	0.00	0.25	1	880-D2400C6-03	63.00	113.40	155.00	76.00		3.60	88°	10	1.0	16000	
			99.60	C4	1.10	0.00	0.40	1	880-D2400C4-04	40.00	135.40	163.00	100.00		3.60	88°	10	0.5	15500	
			99.60	C5	1.10	0.00	0.40	1	880-D2400C5-04	50.00	135.40	169.00	100.00		3.60	88°	10	0.7	15500	
			99.60	C6	1.10	0.00	0.40	1	880-D2400C6-04	63.00	137.40	179.00	100.00		3.60	88°	10	1.1	15500	
25.00	05C	05P	78.75	C4	1.00	0.00	0.25	1	880-D2500C4-03	40.00	115.25	143.00	79.00		3.75	88°	10	0.5	16000	880-0503W05H-P-GM
			78.75	C5	1.00	0.00	0.25	1	880-D2500C5-03	50.00	115.25	149.00	79.00		3.75	88°	10	0.7	16000	
			78.75	C6	1.00	0.00	0.25	1	880-D2500C6-03	63.00	117.25	159.00	79.00		3.75	88°	10	1.1	16000	
			103.75	C4	1.00	0.00	0.40	1	880-D2500C4-04	40.00	140.25	168.00	104.00		3.75	88°	10	0.5	15500	
			103.75	C5	1.00	0.00	0.40	1	880-D2500C5-04	50.00	140.25	174.00	104.00		3.75	88°	10	0.7	15500	
			103.75	C6	1.00	0.00	0.40	1	880-D2500C6-04	63.00	142.25	184.00	104.00		3.75	88°	10	1.1	15500	
26.00	05C	05P	81.12	C4	0.90	0.00	0.25	1	880-D2600C4-03	40.00	118.88	146.00	81.00		3.12	88°	10	0.5	16000	880-0503W05H-P-GM
			81.12	C5	0.90	0.00	0.25	1	880-D2600C5-03	50.00	118.88	152.00	81.00		3.12	88°	10	0.7	16000	
			81.12	C6	0.90	0.00	0.25	1	880-D2600C6-03	63.00	120.88	162.00	81.00		3.12	88°	10	1.1	16000	
			107.12	C4	0.90	0.00	0.40	1	880-D2600C4-04	40.00	144.88	172.00	107.00		3.12	88°	10	0.6	15500	
			107.12	C5	0.90	0.00	0.40	1	880-D2600C5-04	50.00	144.88	178.00	107.00		3.12	88°	10	0.8	15500	
			107.12	C6	0.90	0.00	0.40	1	880-D2600C6-04	63.00	146.88	188.00	107.00		3.12	88°	10	1.2	15500	

K38

O5

Q5

ISO 13399
Q1

CNSC CXSC
Q35

SANDVIK Coromant

Broca de plaquita intercambiable CoroDrill® 880

Coromant Capto®

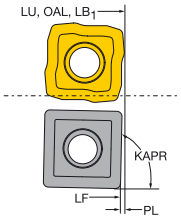

CNSC	1	1
DSGN	1	2

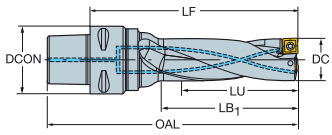

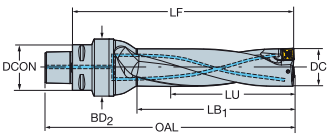

Diseño métrico

DC	C	P	LU	CZC_{MS}	ADJLX	TCHAL	TCHAU	DSGN	Código de pedido	Dimensiones, mm DCON	LF	OAL	LB_1	BD2	PL	KAPR	CP Bar	Kg	RPMX	$MIID_P$
27.00	05C	05P	84.24	C4	0.70	0.00	0.25	1	880-D2700C4-03	40.00	121.76	149.00	84.00		3.24	88°	10	0.5	16000	880-0503W05H-P-GM
			84.24	C5	0.70	0.00	0.25	1	880-D2700C5-03	50.00	121.76	155.00	84.00		3.24	88°	10	0.8	16000	
			84.24	C6	0.70	0.00	0.25	1	880-D2700C6-03	63.00	123.76	165.00	84.00		3.24	88°	10	1.2	16000	
			111.24	C4	0.70	0.00	0.40	1	880-D2700C4-04	40.00	148.76	176.00	111.00		3.24	88°	10	0.6	15500	
			111.24	C5	0.70	0.00	0.40	1	880-D2700C5-04	50.00	148.76	182.00	111.00		3.24	88°	10	0.8	15500	
			111.24	C6	0.70	0.00	0.40	1	880-D2700C6-04	63.00	150.76	192.00	111.00		3.24	88°	10	1.2	15500	
28.00	05C	05P	87.36	C4	0.60	0.00	0.25	1	880-D2800C4-03	40.00	125.64	153.00	87.00		3.36	88°	10	0.5	16000	880-0503W05H-P-GM
			87.36	C5	0.60	0.00	0.25	1	880-D2800C5-03	50.00	125.64	159.00	87.00		3.36	88°	10	0.8	16000	
			87.36	C6	0.60	0.00	0.25	1	880-D2800C6-03	63.00	127.64	169.00	87.00		3.36	88°	10	1.2	16000	
			115.36	C4	0.60	0.00	0.40	1	880-D2800C4-04	40.00	153.64	181.00	115.00		3.36	88°	10	0.6	15500	
			115.36	C5	0.60	0.00	0.40	1	880-D2800C5-04	50.00	153.64	187.00	115.00		3.36	88°	10	0.8	15500	
			115.36	C6	0.60	0.00	0.40	1	880-D2800C6-04	63.00	155.64	197.00	115.00		3.36	88°	10	1.2	15500	
29.00	05C	05P	90.48	C4	0.50	0.00	0.25	1	880-D2900C4-03	40.00	128.52	156.00	90.00		3.48	88°	10	0.6	16000	880-0503W05H-P-GM
			90.48	C5	0.50	0.00	0.25	1	880-D2900C5-03	50.00	128.52	162.00	90.00		3.48	88°	10	0.8	16000	
			90.48	C6	0.50	0.00	0.25	1	880-D2900C6-03	63.00	130.52	172.00	90.00		3.48	88°	10	1.2	16000	
			119.48	C4	0.50	0.00	0.40	1	880-D2900C4-04	40.00	157.52	185.00	119.00		3.48	88°	10	0.7	15500	
			119.48	C5	0.50	0.00	0.40	1	880-D2900C5-04	50.00	157.52	191.00	119.00		3.48	88°	10	0.9	15500	
			119.48	C6	0.50	0.00	0.40	1	880-D2900C6-04	63.00	159.52	201.00	119.00		3.48	88°	10	1.3	15500	
30.00	06C	06P	93.60	C4	1.12	0.00	0.25	1	880-D3000C4-03	40.00	133.40	161.00	94.00		3.60	88°	10	0.6	16000	880-0604W06H-P-GM
			93.60	C5	1.12	0.00	0.25	1	880-D3000C5-03	50.00	133.40	167.00	94.00		3.60	88°	10	0.8	16000	
			93.60	C6	1.12	0.00	0.25	1	880-D3000C6-03	63.00	135.40	177.00	94.00		3.60	88°	10	1.2	16000	
			123.60	C4	1.12	0.00	0.40	1	880-D3000C4-04	40.00	163.40	191.00	124.00		3.60	88°	10	0.7	14000	
			123.60	C5	1.12	0.00	0.40	1	880-D3000C5-04	50.00	163.40	197.00	124.00		3.60	88°	10	0.9	14000	
			123.60	C6	1.12	0.00	0.40	1	880-D3000C6-04	63.00	165.40	207.00	124.00		3.60	88°	10	1.3	14000	
31.00	06C	06P	96.72	C5	0.99	0.00	0.25	1	880-D3100C5-03	50.00	137.28	171.00	97.00		3.72	88°	10	0.9	16000	880-0604W06H-P-GM
			96.72	C6	0.99	0.00	0.25	1	880-D3100C6-03	63.00	139.28	181.00	97.00		3.72	88°	10	1.3	16000	
			127.72	C5	0.99	0.00	0.40	1	880-D3100C5-04	50.00	168.28	202.00	128.00		3.72	88°	10	1.0	14000	
			127.72	C6	0.99	0.00	0.40	1	880-D3100C6-04	63.00	170.28	212.00	128.00		3.72	88°	10	1.4	14000	
32.00	06C	06P	99.84	C5	0.87	0.00	0.25	1	880-D3200C5-03	50.00	140.16	174.00	100.00		3.84	88°	10	0.9	16000	880-0604W06H-P-GM
			99.84	C6	0.87	0.00	0.25	1	880-D3200C6-03	63.00	142.16	184.00	100.00		3.84	88°	10	1.3	16000	
			131.84	C5	0.87	0.00	0.40	1	880-D3200C5-04	50.00	172.16	206.00	132.00		3.84	88°	10	1.0	14000	
			131.84	C6	0.87	0.00	0.40	1	880-D3200C6-04	63.00	174.16	216.00	132.00		3.84	88°	10	1.4	14000	
33.00	06C	06P	102.96	C5	0.75	0.00	0.25	1	880-D3300C5-03	50.00	144.04	178.00	103.00		3.96	88°	10	1.0	16000	880-0604W06H-P-GM
			102.96	C6	0.75	0.00	0.25	1	880-D3300C6-03	63.00	146.04	188.00	103.00		3.96	88°	10	1.4	16000	
			135.96	C5	0.75	0.00	0.40	1	880-D3300C5-04	50.00	177.04	211.00	136.00		3.96	88°	10	1.1	14000	
			135.96	C6	0.75	0.00	0.40	1	880-D3300C6-04	63.00	179.04	221.00	136.00		3.96	88°	10	1.5	14000	
34.00	06C	06P	106.08	C5	0.62	0.00	0.25	1	880-D3400C5-03	50.00	146.92	181.00	106.00		4.08	88°	10	1.0	16000	880-0604W06H-P-GM
			106.08	C6	0.62	0.00	0.25	1	880-D3400C6-03	63.00	148.92	191.00	106.00		4.08	88°	10	1.4	16000	
			140.08	C5	0.62	0.00	0.40	1	880-D3400C5-04	50.00	180.92	215.00	140.00		4.08	88°	10	1.1	14000	
			140.08	C6	0.62	0.00	0.40	1	880-D3400C6-04	63.00	182.92	225.00	140.00		4.08	88°	10	1.5	14000	
35.00	06C	06P	109.20	C5	0.50	0.00	0.25	1	880-D3500C5-03	50.00	150.80	185.00	109.00		4.20	88°	10	1.1	16000	880-0604W06H-P-GM
			109.20	C6	0.50	0.00	0.25	1	880-D3500C6-03	63.00	152.80	195.00	109.00		4.20	88°	10	1.5	16000	
			144.20	C5	0.50	0.00	0.40	1	880-D3500C5-04	50.00	185.80	220.00	144.00		4.20	88°	10	1.2	14000	
			144.20	C6	0.50	0.00	0.40	1	880-D3500C6-04	63.00	187.80	230.00	144.00		4.20	88°	10	1.6	14000	
36.00	07C	07P	111.60	C5	1.38	0.00	0.25	1	880-D3600C5-03	50.00	155.40	189.00	112.00		3.60	88°	10	1.1	16000	880-0704W06H-P-GM
			111.60	C6	1.38	0.00	0.25	1	880-D3600C6-03	63.00	157.40	199.00	112.00		3.60	88°	10	1.5	16000	
			147.60	C5	1.38	0.00	0.40	1	880-D3600C5-04	50.00	191.40	225.00	148.00		3.60	88°	10	1.2	11000	
			147.60	C6	1.38	0.00	0.40	1	880-D3600C6-04	63.00	193.40	235.00	148.00		3.60	88°	10	1.6	11000	

K38

O5

Q5

ISO 13399 Q1

CNSC CXSC Q35

Broca de plaquita intercambiable CoroDrill® 880

Coromant Capto®

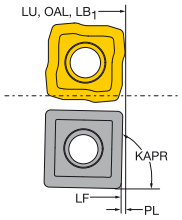

CNSC	1	1
DSGN	1	2

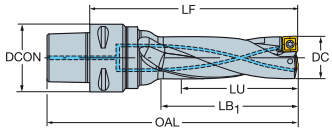

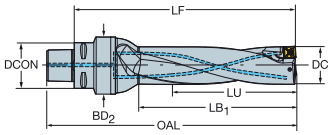

Diseño métrico

DC	C	P	LU	CZC$_{MS}$	ADJLX	TCHAL	TCHAU	DSGN	Código de pedido	Dimensiones, mm DCON	LF	OAL	LB$_1$	BD2	PL	KAPR	CP Bar	Kg	RPMX	MIID$_P$
37.00	07C	07P	114.70	C5	1.25	0.00	0.25	1	880-D3700C5-03	50.00	158.30	192.00	115.00		3.70	88°	10	1.1	16000	880-0704W06H-P-GM
			114.70	C6	1.25	0.00	0.25	1	880-D3700C6-03	63.00	160.30	202.00	115.00		3.70	88°	10	1.5	16000	
			151.70	C5	1.25	0.00	0.40	1	880-D3700C5-04	50.00	195.30	229.00	152.00		3.70	88°	10	1.3	11000	
			151.70	C6	1.25	0.00	0.40	1	880-D3700C6-04	63.00	197.30	239.00	152.00		3.70	88°	10	1.7	11000	
38.00	07C	07P	117.80	C5	1.13	0.00	0.25	1	880-D3800C5-03	50.00	162.20	196.00	118.00		3.80	88°	10	1.2	16000	880-0704W06H-P-GM
			117.80	C6	1.13	0.00	0.25	1	880-D3800C6-03	63.00	164.20	206.00	118.00		3.80	88°	10	1.6	16000	
			155.80	C5	1.13	0.00	0.40	1	880-D3800C5-04	50.00	200.20	234.00	156.00		3.80	88°	10	1.4	11000	
			155.80	C6	1.13	0.00	0.40	1	880-D3800C6-04	63.00	202.20	244.00	156.00		3.80	88°	10	1.8	11000	
39.00	07C	07P	120.90	C5	1.00	0.00	0.25	1	880-D3900C5-03	50.00	165.10	199.00	121.00		3.90	88°	10	1.2	16000	880-0704W06H-P-GM
			120.90	C6	1.00	0.00	0.25	1	880-D3900C6-03	63.00	167.10	209.00	121.00		3.90	88°	10	1.6	16000	
			159.90	C5	1.00	0.00	0.40	1	880-D3900C5-04	50.00	204.10	238.00	160.00		3.90	88°	10	1.4	11000	
			159.90	C6	1.00	0.00	0.40	1	880-D3900C6-04	63.00	206.10	248.00	160.00		3.90	88°	10	1.8	11000	
40.00	07C	07P	124.00	C5	0.88	0.00	0.25	1	880-D4000C5-03	50.00	169.00	203.00	124.00		4.00	88°	10	1.3	16000	880-0704W06H-P-GM
			124.00	C6	0.88	0.00	0.25	1	880-D4000C6-03	63.00	171.00	213.00	124.00		4.00	88°	10	1.7	16000	
			164.00	C5	0.88	0.00	0.40	1	880-D4000C5-04	50.00	209.00	243.00	164.00		4.00	88°	10	1.5	11000	
			164.00	C6	0.88	0.00	0.40	1	880-D4000C6-04	63.00	211.00	253.00	164.00		4.00	88°	10	1.9	11000	
41.00	07C	07P	127.10	C5	0.75	0.00	0.25	1	880-D4100C5-03	50.00	172.90	207.00	127.00		4.10	88°	10	1.3	16000	880-0704W06H-P-GM
			127.10	C6	0.75	0.00	0.25	1	880-D4100C6-03	63.00	174.90	217.00	127.00		4.10	88°	10	1.7	16000	
			168.10	C5	0.75	0.00	0.40	1	880-D4100C5-04	50.00	213.90	248.00	168.00		4.10	88°	10	1.6	11000	
			168.10	C6	0.75	0.00	0.40	1	880-D4100C6-04	63.00	215.90	258.00	168.00		4.10	88°	10	2.0	11000	
42.00	07C	07P	130.20	C5	0.63	0.00	0.25	2	880-D4200C5-03M1	50.00	195.80	230.00	130.00	62.50	4.20	88°	10	1.6	16000	880-0704W06H-P-GM
			130.20	C6	0.63	0.00	0.25	1	880-D4200C6-03M1	63.00	195.80	238.00	130.00		4.20	88°	10	1.9	16000	
			172.20	C5	0.63	0.00	0.40	2	880-D4200C5-04M1	50.00	237.80	272.00	172.00	62.50	4.20	88°	10	1.8	11000	
			172.20	C6	0.63	0.00	0.40	1	880-D4200C6-04M1	63.00	237.80	280.00	172.00		4.20	88°	10	2.1	11000	
43.00	07C	07P	133.30	C5	0.50	0.00	0.25	2	880-D4300C5-03M1	50.00	199.70	234.00	133.00	62.50	4.30	88°	10	1.7	16000	880-0704W06H-P-GM
			133.30	C6	0.50	0.00	0.25	1	880-D4300C6-03M1	63.00	199.70	242.00	133.00		4.30	88°	10	2.0	16000	
			176.30	C5	0.50	0.00	0.40	2	880-D4300C5-04M1	50.00	242.70	277.00	176.00	62.50	4.30	88°	10	1.9	11000	
			176.30	C6	0.50	0.00	0.40	1	880-D4300C6-04M1	63.00	242.70	285.00	176.00		4.30	88°	10	2.2	11000	

K38

O5

Q5

ISO 13399 Q1

CNSC CXSC Q35

SANDVIK Coromant

Broca de plaquita intercambiable CoroDrill® 880

Coromant Capto®

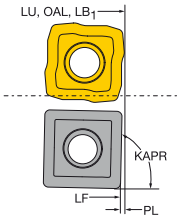

CNSC	1	1
DSGN	1	2

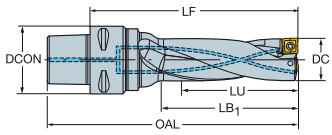

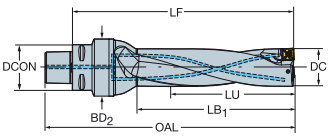

Diseño en pulgadas

DC	C	P	LU	CZC_{MS}	ADJLX	TCHAL	TCHAU	DSGN	Código de pedido	Dimensiones, pulg. DCON	LF	OAL	LB_1	BD2	PL	KAPR	CP PSI	lbs	RPMX	$MIID_P$
.500	01C	01P	1.600	C4	.009	0	.009	1	A880-D0500C4-03	1.574	2.769	3.813	1.600		.100	79°	145	0.6	33000	880-0102W04-P-GR
			1.600	C5	.009	0	.009	1	A880-D0500C5-03	1.968	2.769	4.050	1.600		.100	79°	145	1.1	33000	
			1.600	C6	.009	0	.009	1	A880-D0500C6-03	2.480	2.847	4.443	1.600		.100	79°	145	1.9	33000	
			2.100	C4	.009	0	.009	1	A880-D0500C4-04	1.574	3.269	4.313	2.100		.100	79°	145	0.6	22000	
			2.100	C5	.009	0	.009	1	A880-D0500C5-04	1.968	3.269	4.550	2.100		.100	79°	145	1.1	22000	
			2.100	C6	.009	0	.009	1	A880-D0500C6-04	2.480	3.347	4.943	2.100		.100	79°	145	1.9	22000	
.530	01C	01P	1.699	C4	.009	0	.009	1	A880-D0531C4-03	1.574	2.881	3.932	1.699		.106	79°	145	0.6	33000	880-0102W04-P-GR
			1.699	C5	.009	0	.009	1	A880-D0531C5-03	1.968	2.881	4.169	1.699		.106	79°	145	1.1	33000	
			1.699	C6	.009	0	.009	1	A880-D0531C6-03	2.480	2.958	4.561	1.699		.106	79°	145	1.9	33000	
			2.230	C4	.009	0	.015	1	A880-D0531C4-04	1.574	3.412	4.463	2.230		.106	79°	145	0.6	22000	
			2.230	C5	.009	0	.015	1	A880-D0531C5-04	1.968	3.412	4.700	2.230		.106	79°	145	1.1	22000	
			2.230	C6	.009	0	.015	1	A880-D0531C6-04	2.480	3.489	5.092	2.230		.106	79°	145	1.9	22000	
.562	02C	02P	1.798	C4	.017	0	.009	1	A880-D0562C4-03	1.574	3.004	4.061	1.810		.112	88°	145	0.6	33000	880-0202W04H-P-GM
			1.798	C5	.017	0	.009	1	A880-D0562C5-03	1.968	3.004	4.298	1.810		.112	88°	145	1.1	33000	
			1.798	C6	.017	0	.009	1	A880-D0562C6-03	2.480	3.083	4.692	1.810		.112	88°	145	1.9	33000	
			2.360	C4	.017	0	.015	1	A880-D0562C4-04	1.574	3.555	4.612	2.362		.112	88°	145	0.6	22000	
			2.360	C5	.017	0	.015	1	A880-D0562C5-04	1.968	3.555	4.849	2.362		.112	88°	145	1.1	22000	
			2.360	C6	.017	0	.015	1	A880-D0562C6-04	2.480	3.634	5.243	2.362		.112	88°	145	1.9	22000	
.625	02C	02P	2.000	C4	.009	0	.009	1	A880-D0625C4-03	1.574	3.227	4.296	2.007		.125	88°	145	0.6	33000	880-0202W04H-P-GM
			2.000	C5	.009	0	.009	1	A880-D0625C5-03	1.968	3.227	4.533	2.007		.125	88°	145	1.1	33000	
			2.000	C6	.009	0	.009	1	A880-D0625C6-03	2.480	3.305	4.927	2.007		.125	88°	145	1.9	33000	
			2.628	C4	.009	0	.015	1	A880-D0625C4-04	1.574	3.857	4.926	2.637		.125	88°	145	0.6	22000	
			2.628	C5	.009	0	.015	1	A880-D0625C5-04	1.968	3.857	5.163	2.637		.125	88°	145	1.1	22000	
			2.628	C6	.009	0	.015	1	A880-D0625C6-04	2.480	3.935	5.557	2.637		.125	88°	145	1.9	22000	
.655	03C	03P	2.099	C4	.022	0	.009	1	A880-D0656C4-03	1.574	3.356	4.432	2.087		.131	88°	145	0.6	30000	880-0303W05H-P-GM
			2.099	C5	.022	0	.009	1	A880-D0656C5-03	1.968	3.356	4.669	2.087		.131	88°	145	1.1	30000	
			2.099	C6	.022	0	.009	1	A880-D0656C6-03	2.480	3.396	5.024	2.087		.131	88°	145	1.9	30000	
			2.755	C4	.022	0	.015	1	A880-D0656C4-04	1.574	3.987	5.063	2.755		.131	88°	145	0.8	19000	
			2.755	C5	.022	0	.015	1	A880-D0656C5-04	1.968	3.987	5.300	2.755		.131	88°	145	1.1	19000	
			2.755	C6	.022	0	.015	1	A880-D0656C6-04	2.480	4.065	5.693	2.755		.131	88°	145	1.9	19000	
.687	03C	03P	2.184	C4	.020	0	.009	1	A880-D0687C4-03	1.574	3.462	4.530	2.205		.123	88°	145	0.8	30000	880-0303W05H-P-GM
			2.184	C5	.020	0	.009	1	A880-D0687C5-03	1.968	3.462	4.767	2.205		.123	88°	145	1.1	30000	
			2.184	C6	.020	0	.009	1	A880-D0687C6-03	2.480	3.541	5.161	2.205		.123	88°	145	1.9	30000	
			2.871	C4	.020	0	.015	1	A880-D0687C4-04	1.574	4.131	5.199	2.874		.123	88°	145	0.8	19000	
			2.871	C5	.020	0	.015	1	A880-D0687C5-04	1.968	4.131	5.436	2.874		.123	88°	145	1.1	19000	
			2.871	C6	.020	0	.015	1	A880-D0687C6-04	2.480	4.210	5.830	2.874		.123	88°	145	2.2	19000	
.750	03C	03P	2.385	C4	.009	0	.009	1	A880-D0750C4-03	1.574	3.685	4.765	2.402		.135	88°	145	0.8	30000	880-0303W05H-P-GM
			2.385	C5	.009	0	.009	1	A880-D0750C5-03	1.968	3.685	5.002	2.402		.135	88°	145	1.3	30000	
			2.385	C6	.009	0	.009	1	A880-D0750C6-03	2.480	3.765	5.396	2.402		.135	88°	145	2.2	30000	
			3.135	C4	.009	0	.015	1	A880-D0750C4-04	1.574	4.432	5.512	3.149		.135	88°	145	0.8	19000	
			3.135	C5	.009	0	.015	1	A880-D0750C5-04	1.968	4.432	5.749	3.149		.135	88°	145	1.3	19000	
			3.135	C6	.009	0	.015	1	A880-D0750C6-04	2.480	4.512	6.143	3.149		.135	88°	145	2.2	19000	
.812	04C	04P	2.582	C4	.031	0	.009	1	A880-D0812C4-03	1.574	3.907	4.998	2.597		.146	88°	145	0.8	21500	880-0403W05H-P-GM
			2.582	C5	.031	0	.009	1	A880-D0812C5-03	1.968	3.907	5.235	2.597		.146	88°	145	1.3	21500	
			2.582	C6	.031	0	.009	1	A880-D0812C6-03	2.480	3.986	5.628	2.597		.146	88°	145	2.2	21500	
			3.394	C4	.031	0	.015	1	A880-D0812C4-04	1.574	4.694	5.785	3.385		.146	88°	145	0.8	17500	
			3.394	C5	.031	0	.015	1	A880-D0812C5-04	1.968	4.694	6.022	3.385		.146	88°	145	1.3	17500	
			3.394	C6	.031	0	.015	1	A880-D0812C6-04	2.480	4.773	6.416	3.385		.146	88°	145	2.2	17500	

K38

O5

Q5

ISO 13399 Q1

CNSC CXSC Q35

Broca de plaquita intercambiable CoroDrill® 880

Coromant Capto®

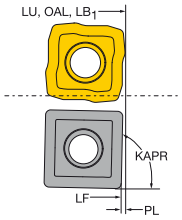

CNSC	1	1
DSGN	1	2

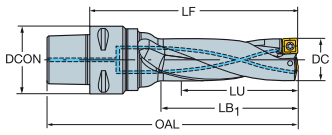

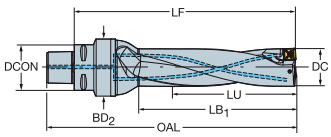

Diseño en pulgadas

DC	C	P	LU	CZC$_{MS}$	ADJLX	TCHAL	TCHAU	DSGN	Código de pedido	Dimensiones, pulg. DCON	LF	OAL	LB$_1$	BD2	PL	KAPR	CP PSI	lbs	RPMX	MIID$_P$
.875	04C	04P	2.756	C4	.022	0	.009	1	A880-D0875C4-03	1.574	4.118	5.194	2.755		.131	88°	145	0.8	21500	880-0403W05H-P-GM
			2.756	C5	.022	0	.009	1	A880-D0875C5-03	1.968	4.118	5.431	2.755		.131	88°	145	1.3	21500	
			2.756	C6	.022	0	.009	1	A880-D0875C6-03	2.480	4.197	5.825	2.755		.131	88°	145	2.2	21500	
			3.631	C4	.022	0	.015	1	A880-D0875C4-04	1.574	4.984	6.060	3.622		.131	88°	145	0.8	17500	
			3.631	C5	.022	0	.015	1	A880-D0875C5-04	1.968	4.984	6.297	3.622		.131	88°	145	1.3	17500	
			3.631	C6	.022	0	.015	1	A880-D0875C6-04	2.480	5.063	6.691	3.622		.131	88°	145	2.2	17500	
.937	04C	04P	2.951	C4	.013	0	.009	1	A880-D0937C4-03	1.574	4.343	5.428	2.952		.140	88°	145	0.8	21500	880-0403W05H-P-GM
			2.951	C5	.013	0	.009	1	A880-D0937C5-03	1.968	4.343	5.665	2.952		.140	88°	145	1.3	21500	
			2.951	C6	.013	0	.009	1	A880-D0937C6-03	2.480	4.422	6.059	2.952		.140	88°	145	2.4	21500	
			3.888	C4	.013	0	.015	1	A880-D0937C4-04	1.574	5.248	6.333	3.857		.140	88°	145	1.1	17500	
			3.888	C5	.013	0	.015	1	A880-D0937C5-04	1.968	5.248	6.570	3.857		.140	88°	145	1.5	17500	
			3.888	C6	.013	0	.015	1	A880-D0937C6-04	2.480	5.327	6.964	3.857		.140	88°	145	2.4	17500	
1.000	05C	05P	3.150	C4	.037	0	.009	1	A880-D1000C4-03	1.574	4.569	5.663	3.150		.150	88°	145	1.1	16000	880-0503W05H-P-GM
			3.150	C5	.037	0	.009	1	A880-D1000C5-03	1.968	4.569	5.900	3.150		.150	88°	145	1.5	16000	
			3.150	C6	.037	0	.009	1	A880-D1000C6-03	2.480	4.647	6.294	3.150		.150	88°	145	2.4	16000	
			4.150	C4	.037	0	.015	1	A880-D1000C4-04	1.574	5.552	6.646	4.132		.150	88°	145	1.1	15500	
			4.150	C5	.037	0	.015	1	A880-D1000C5-04	1.968	5.552	6.883	4.132		.150	88°	145	1.5	15500	
			4.150	C6	.037	0	.015	1	A880-D1000C6-04	2.480	5.630	7.277	4.132		.150	88°	145	2.4	15500	
1.062	05C	05P	3.313	C4	.029	0	.009	1	A880-D1062C4-03	1.574	4.823	5.895	3.307		.127	88°	145	1.1	16000	880-0503W05H-P-GM
			3.313	C5	.029	0	.009	1	A880-D1062C5-03	1.968	4.823	6.132	3.307		.127	88°	145	1.7	16000	
			3.313	C6	.029	0	.009	1	A880-D1062C6-03	2.480	4.864	6.488	3.307		.127	88°	145	2.6	16000	
			4.375	C4	.029	0	.015	1	A880-D1062C4-04	1.574	5.848	6.920	4.370		.127	88°	145	1.3	15500	
			4.375	C5	.029	0	.015	1	A880-D1062C5-04	1.968	5.848	7.157	4.370		.127	88°	145	1.7	15500	
			4.375	C6	.029	0	.015	1	A880-D1062C6-04	2.480	5.927	7.551	4.370		.127	88°	145	2.6	15500	
1.125	05C	05P	3.510	C4	.019	0	.009	1	A880-D1125C4-03	1.574	5.052	6.132	3.504		.135	88°	145	1.1	16000	880-0503W05H-P-GM
			3.510	C5	.019	0	.009	1	A880-D1125C5-03	1.968	5.052	6.369	3.504		.135	88°	145	1.7	16000	
			3.510	C6	.019	0	.009	1	A880-D1125C6-03	2.480	5.092	6.723	3.504		.135	88°	145	2.6	16000	
			4.635	C4	.019	0	.015	1	A880-D1125C4-04	1.574	6.154	7.233	4.645		.135	88°	145	1.3	15500	
			4.635	C5	.019	0	.015	1	A880-D1125C5-04	1.968	6.154	7.470	4.645		.135	88°	145	1.7	15500	
			4.635	C6	.019	0	.015	1	A880-D1125C6-04	2.480	6.232	7.864	4.645		.135	88°	145	2.8	15500	
1.187	06C	06P	3.703	C4	.043	0	.009	1	A880-D1187C4-03	1.574	5.242	6.329	3.700		.142	88°	145	1.3	16000	880-0604W06H-P-GM
			3.703	C5	.043	0	.009	1	A880-D1187C5-03	1.968	5.242	6.566	3.700		.142	88°	145	1.7	16000	
			3.703	C6	.043	0	.009	1	A880-D1187C6-03	2.480	5.317	6.956	3.700		.142	88°	145	2.6	16000	
			4.890	C4	.043	0	.015	1	A880-D1187C4-04	1.574	6.419	7.506	4.880		.142	88°	145	1.5	14000	
			4.890	C5	.043	0	.015	1	A880-D1187C5-04	1.968	6.419	7.743	4.880		.142	88°	145	1.9	14000	
			4.890	C6	.043	0	.015	1	A880-D1187C6-04	2.480	6.498	8.137	4.880		.142	88°	145	2.8	14000	
1.250	06C	06P	3.900	C5	.035	0	.009	1	A880-D1250C5-03	1.968	5.467	6.798	3.897		.150	88°	145	1.9	16000	880-0604W06H-P-GM
			3.900	C6	.035	0	.009	1	A880-D1250C6-03	2.480	5.545	7.192	3.897		.150	88°	145	2.8	16000	
			5.150	C5	.035	0	.015	1	A880-D1250C5-04	1.968	6.725	8.057	5.157		.150	88°	145	2.2	14000	
			5.150	C6	.035	0	.015	1	A880-D1250C6-04	2.480	6.805	8.451	5.157		.150	88°	145	3.0	14000	
1.312	06C	06P	4.093	C5	.027	0	.009	1	A880-D1312C5-03	1.968	5.693	7.032	4.095		.157	88°	145	2.2	16000	880-0604W06H-P-GM
			4.093	C6	.027	0	.009	1	A880-D1312C6-03	2.480	5.772	7.426	4.095		.157	88°	145	3.0	16000	
			5.405	C5	.027	0	.015	1	A880-D1312C5-04	1.968	7.031	8.370	5.392		.157	88°	145	2.4	14000	
			5.405	C6	.027	0	.015	1	A880-D1312C6-04	2.480	7.110	8.764	5.392		.157	88°	145	3.3	14000	
1.375	06C	06P	4.290	C5	.020	0	.009	1	A880-D1375C5-03	1.968	5.920	7.266	4.290		.165	88°	145	2.4	16000	880-0604W06H-P-GM
			4.290	C6	.020	0	.009	1	A880-D1375C6-03	2.480	5.999	7.660	4.290		.165	88°	145	3.3	16000	
			5.665	C5	.020	0	.015	1	A880-D1375C5-04	1.968	7.294	8.640	5.665		.165	88°	145	2.6	14000	
			5.665	C6	.020	0	.015	1	A880-D1375C6-04	2.480	7.372	9.034	5.665		.165	88°	145	3.5	14000	

K38 O5 Q5 Q1 Q35

Broca de plaquita intercambiable CoroDrill® 880

Coromant Capto®

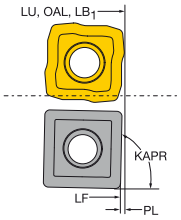

CNSC	1	1
DSGN	1	2

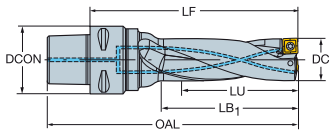

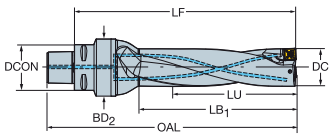

Diseño en pulgadas

DC	C	P	LU	CZC_{MS}	ADJLX	TCHAL	TCHAU	DSGN	Código de pedido	Dimensiones, pulg. DCON	LF	OAL	LB_1	BD2	PL	KAPR	CP PSI	lbs	RPMX	$MIID_P$
1.437	07C	07P	4.454	C5	.051	0	.009	1	A880-D1437C5-03	1.968	6.175	7.500	4.487		.143	88°	145	2.4	16000	880-0704W06H-P-GM
			4.454	C6	.051	0	.009	1	A880-D1437C6-03	2.480	6.254	7.894	4.487		.143	88°	145	3.3	16000	
			5.891	C5	.051	0	.015	1	A880-D1437C5-04	1.968	7.592	8.917	5.905		.143	88°	145	2.6	11000	
			5.891	C6	.051	0	.015	1	A880-D1437C6-04	2.480	7.671	9.311	5.905		.143	88°	145	3.5	11000	
1.500	07C	07P	4.650	C5	.043	0	.009	1	A880-D1500C5-03	1.968	6.365	7.696	4.645		.150	88°	145	2.6	16000	880-0704W06H-P-GM
			4.650	C6	.043	0	.009	1	A880-D1500C6-03	2.480	6.444	8.090	4.645		.150	88°	145	3.5	16000	
			6.150	C5	.043	0	.015	1	A880-D1500C5-04	1.968	7.860	9.192	6.142		.150	88°	145	3.0	11000	
			6.150	C6	.043	0	.015	1	A880-D1500C6-04	2.480	7.940	9.586	6.142		.150	88°	145	3.9	11000	
1.562	07C	07P	4.842	C5	.036	0	.009	1	A880-D1562C5-03	1.968	6.592	7.930	4.842		.156	88°	145	2.6	16000	880-0704W06H-P-GM
			4.842	C6	.036	0	.009	1	A880-D1562C6-03	2.480	6.671	8.324	4.842		.156	88°	145	3.7	16000	
			6.404	C5	.036	0	.015	1	A880-D1562C5-04	1.968	8.166	9.504	6.417		.156	88°	145	3.3	11000	
			6.404	C6	.036	0	.015	1	A880-D1562C6-04	2.480	8.245	9.898	6.417		.156	88°	145	4.1	11000	
1.625	07C	07P	5.037	C5	.028	0	.009	1	A880-D1625C5-03	1.968	6.820	8.164	5.039		.162	88°	145	2.8	16000	880-0704W06H-P-GM
			5.037	C6	.028	0	.009	1	A880-D1625C6-03	2.480	6.899	8.558	5.039		.162	88°	145	3.7	16000	
			6.662	C5	.028	0	.015	1	A880-D1625C5-04	1.968	8.435	9.779	6.654		.162	88°	145	3.5	11000	
			6.662	C6	.028	0	.015	1	A880-D1625C6-04	2.480	8.514	10.173	6.654		.162	88°	145	4.4	11000	
1.687	07C	07P	5.229	C5	.020	0	.009	2	A880-D1687C5-03	1.968	7.836	9.186	5.235	2.46	.168	88°	145	3.5	16000	880-0704W06H-P-GM
			5.229	C6	.020	0	.009	1	A880-D1687C6-03	2.480	7.836	9.501	5.235		.168	88°	145	4.4	16000	
			6.916	C5	.020	0	.015	2	A880-D1687C5-04	1.968	9.516	10.866	6.915	2.46	.168	88°	145	4.1	11000	
			6.916	C6	.020	0	.015	1	A880-D1687C6-04	2.480	9.516	11.181	6.915		.168	88°	145	4.8	11000	

K38

O5

Q5

Q1

Q35

Broca de plaquita intercambiable CoroDrill® 880

Mango cilíndrico con plano de apriete, según ISO 9766

CNSC 1

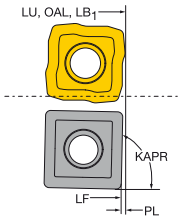

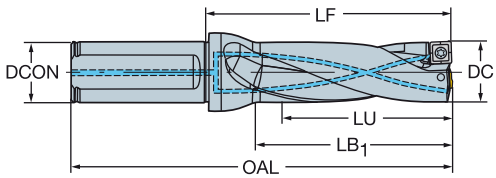

Diseño métrico

DC	C	P	LU	CZC$_{MS}$	ADJLX	TCHAL	TCHAU	Código de pedido	Dimensiones, mm DCON	LF	OAL	LB$_1$	PL	KAPR	CP Bar	Kg	RPMX	MIID$_P$
12.00	01C	01P	26.40	20	0.25	0.00	0.25	880-D1200L20-02	20.00	36.60	89.00	27.00	2.40	79°	10	0.2	33000	880-0102W04-P-GR
			38.40	20	0.25	0.00	0.25	880-D1200L20-03	20.00	48.60	101.00	39.00	2.40	79°	10	0.2	33000	
			50.40	20	0.25	0.00	0.40	880-D1200L20-04	20.00	60.60	113.00	51.00	2.40	79°	10	0.2	22000	
			62.40	20	0.25	0.00	0.40	880-D1200L20-05	20.00	72.60	125.00	63.00	2.40	79°	10	0.2	15000	
12.50	01C	01P	27.50	20	0.25	0.00	0.25	880-D1250L20-02	20.00	38.50	91.00	28.00	2.50	79°	10	0.2	33000	880-0102W04-P-GR
			40.50	20	0.25	0.00	0.25	880-D1250L20-03	20.00	50.50	103.00	40.00	2.50	79°	10	0.2	33000	
			52.50	20	0.25	0.00	0.40	880-D1250L20-04	20.00	63.50	116.00	53.00	2.50	79°	10	0.2	22000	
			65.50	20	0.25	0.00	0.40	880-D1250L20-05	20.00	75.50	128.00	65.00	2.50	79°	10	0.2	15000	
12.70	01C	01P	27.54	20	0.25	0.00	0.25	880-D1270L20-02	20.00	38.46	91.00	28.00	2.54	79°	10	0.2	33000	880-0102W04-P-GR
			40.54	20	0.25	0.00	0.25	880-D1270L20-03	20.00	51.46	104.00	41.00	2.54	79°	10	0.2	33000	
			53.54	20	0.25	0.00	0.40	880-D1270L20-04	20.00	63.46	116.00	53.00	2.54	79°	10	0.2	22000	
			66.54	20	0.25	0.00	0.40	880-D1270L20-05	20.00	76.46	129.00	66.00	2.54	79°	10	0.2	15000	
13.00	01C	01P	28.60	20	0.25	0.00	0.25	880-D1300L20-02	20.00	39.40	92.00	29.00	2.60	79°	10	0.2	33000	880-0102W04-P-GR
			41.60	20	0.25	0.00	0.25	880-D1300L20-03	20.00	52.40	105.00	42.00	2.60	79°	10	0.2	33000	
			54.60	20	0.25	0.00	0.40	880-D1300L20-04	20.00	65.40	118.00	55.00	2.60	79°	10	0.2	22000	
			67.60	20	0.25	0.00	0.40	880-D1300L20-05	20.00	78.40	131.00	68.00	2.60	79°	10	0.2	15000	
13.50	01C	01P	29.70	20	0.25	0.00	0.25	880-D1350L20-02	20.00	40.30	93.00	30.00	2.70	79°	10	0.2	33000	880-0102W04-P-GR
			43.70	20	0.25	0.00	0.25	880-D1350L20-03	20.00	53.30	106.00	43.00	2.70	79°	10	0.2	33000	
			56.70	20	0.25	0.00	0.40	880-D1350L20-04	20.00	67.30	120.00	57.00	2.70	79°	10	0.2	22000	
			70.70	20	0.25	0.00	0.40	880-D1350L20-05	20.00	81.30	134.00	71.00	2.70	79°	10	0.2	15000	
14.00	02C	02P	30.80	20	0.50	0.00	0.25	880-D1400L20-02	20.00	41.20	94.00	31.00	2.80	88°	10	0.2	33000	880-0202W04H-P-GM
			44.80	20	0.50	0.00	0.25	880-D1400L20-03	20.00	55.20	108.00	45.00	2.80	88°	10	0.2	33000	
			58.80	20	0.50	0.00	0.40	880-D1400L20-04	20.00	69.20	122.00	59.00	2.80	88°	10	0.2	22000	
			72.80	20	0.50	0.00	0.40	880-D1400L20-05	20.00	83.20	136.00	73.00	2.80	88°	10	0.2	15000	
14.50	02C	02P	31.90	20	0.45	0.00	0.25	880-D1450L20-02	20.00	43.10	96.00	32.00	2.90	88°	10	0.2	33000	880-0202W04H-P-GM
			46.90	20	0.45	0.00	0.25	880-D1450L20-03	20.00	57.10	110.00	46.00	2.90	88°	10	0.2	33000	
			60.90	20	0.45	0.00	0.40	880-D1450L20-04	20.00	72.10	125.00	61.00	2.90	88°	10	0.2	22000	
			74.90	20	0.45	0.00	0.40	880-D1450L20-05	20.00	86.10	139.00	75.00	2.90	88°	10	0.2	15000	
15.00	02C	02P	33.00	20	0.40	0.00	0.25	880-D1500L20-02	20.00	44.00	97.00	33.00	3.00	88°	10	0.2	33000	880-0202W04H-P-GM
			48.00	20	0.40	0.00	0.25	880-D1500L20-03	20.00	59.00	112.00	48.00	3.00	88°	10	0.2	33000	
			63.00	20	0.40	0.00	0.40	880-D1500L20-04	20.00	74.00	127.00	63.00	3.00	88°	10	0.2	22000	
			78.00	20	0.40	0.00	0.40	880-D1500L20-05	20.00	89.00	142.00	78.00	3.00	88°	10	0.2	15000	
15.50	02C	02P	34.10	20	0.30	0.00	0.25	880-D1550L20-02	20.00	45.90	99.00	35.00	3.10	88°	10	0.2	33000	880-0202W04H-P-GM
			50.10	20	0.30	0.00	0.25	880-D1550L20-03	20.00	60.90	114.00	50.00	3.10	88°	10	0.2	33000	
			65.10	20	0.30	0.00	0.40	880-D1550L20-04	20.00	75.90	129.00	65.00	3.10	88°	10	0.2	22000	
			81.10	20	0.30	0.00	0.40	880-D1550L20-05	20.00	91.90	145.00	81.00	3.10	88°	10	0.2	15000	
16.00	02C	02P	35.20	20	0.30	0.00	0.25	880-D1600L20-02	20.00	47.80	101.00	36.00	3.20	88°	10	0.2	33000	880-0202W04H-P-GM
			51.20	20	0.30	0.00	0.25	880-D1600L20-03	20.00	62.80	116.00	51.00	3.20	88°	10	0.2	33000	
			67.20	20	0.30	0.00	0.40	880-D1600L20-04	20.00	78.80	132.00	67.00	3.20	88°	10	0.2	22000	
			83.20	20	0.30	0.00	0.40	880-D1600L20-05	20.00	94.80	148.00	83.00	3.20	88°	10	0.2	15000	
16.50	03C	03P	36.30	20	0.60	0.00	0.25	880-D1650L20-02	20.00	48.70	102.00	37.00	3.30	88°	10	0.2	33000	880-0303W05H-P-GM
			53.30	20	0.60	0.00	0.25	880-D1650L20-03	20.00	64.70	118.00	53.00	3.30	88°	10	0.2	30000	
			69.30	20	0.60	0.00	0.40	880-D1650L20-04	20.00	80.70	134.00	69.00	3.30	88°	10	0.2	19000	
			86.30	20	0.60	0.00	0.40	880-D1650L20-05	20.00	97.70	151.00	86.00	3.30	88°	10	0.2	13500	
17.00	03C	03P	37.40	20	0.60	0.00	0.25	880-D1700L20-02	20.00	49.60	103.00	38.00	3.40	88°	10	0.2	33000	880-0303W05H-P-GM
			54.40	20	0.60	0.00	0.25	880-D1700L20-03	20.00	65.60	119.00	54.00	3.40	88°	10	0.2	30000	
			71.40	20	0.60	0.00	0.40	880-D1700L20-04	20.00	82.60	136.00	71.00	3.40	88°	10	0.2	19000	
			88.40	20	0.60	0.00	0.40	880-D1700L20-05	20.00	99.60	153.00	88.00	3.40	88°	10	0.2	13500	

K38 O5 Q5 Q1 Q35

Broca de plaquita intercambiable CoroDrill® 880

Mango cilíndrico con plano de apriete, según ISO 9766

CNSC 1

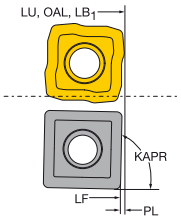

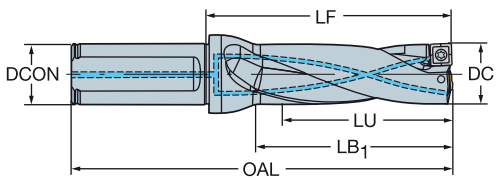

Diseño métrico

DC	C	P	LU	CZC_{MS}	ADJLX	TCHAL	TCHAU	Código de pedido	Dimensiones, mm DCON	LF	OAL	LB_1	PL	KAPR	CP Bar	Kg	RPMX	$MIID_P$
17.50	03C	03P	38.15	25	0.50	0.00	0.25	880-D1750L25-02	25.00	51.85	111.00	39.00	3.15	88°	10	0.3	33000	880-0303W05H-P-GM
			56.15	25	0.50	0.00	0.25	880-D1750L25-03	25.00	68.85	128.00	56.00	3.15	88°	10	0.3	30000	
			73.15	25	0.50	0.00	0.40	880-D1750L25-04	25.00	85.85	145.00	73.00	3.15	88°	10	0.3	19000	
			91.15	25	0.50	0.00	0.40	880-D1750L25-05	25.00	103.85	163.00	91.00	3.15	88°	10	0.3	13500	
18.00	03C	03P	39.24	25	0.40	0.00	0.25	880-D1800L25-02	25.00	52.76	112.00	40.00	3.24	88°	10	0.3	33000	880-0303W05H-P-GM
			57.24	25	0.40	0.00	0.25	880-D1800L25-03	25.00	69.76	129.00	57.00	3.24	88°	10	0.3	30000	
			75.24	25	0.40	0.00	0.40	880-D1800L25-04	25.00	87.76	147.00	75.00	3.24	88°	10	0.3	19000	
			93.24	25	0.40	0.00	0.40	880-D1800L25-05	25.00	105.76	165.00	93.00	3.24	88°	10	0.3	13500	
18.50	03C	03P	40.33	25	0.40	0.00	0.25	880-D1850L25-02	25.00	53.67	113.00	41.00	3.33	88°	10	0.3	33000	880-0303W05H-P-GM
			59.33	25	0.40	0.00	0.25	880-D1850L25-03	25.00	71.67	131.00	59.00	3.33	88°	10	0.3	30000	
			77.33	25	0.40	0.00	0.40	880-D1850L25-04	25.00	89.67	149.00	77.00	3.33	88°	10	0.3	19000	
			96.33	25	0.40	0.00	0.40	880-D1850L25-05	25.00	108.67	168.00	96.00	3.33	88°	10	0.3	13500	
19.00	03C	03P	41.42	25	0.30	0.00	0.25	880-D1900L25-02	25.00	54.58	114.00	42.00	3.42	88°	10	0.3	33000	880-0303W05H-P-GM
			60.42	25	0.30	0.00	0.25	880-D1900L25-03	25.00	72.58	132.00	60.00	3.42	88°	10	0.3	30000	
			79.42	25	0.30	0.00	0.40	880-D1900L25-04	25.00	91.58	151.00	79.00	3.42	88°	10	0.3	19000	
			98.42	25	0.30	0.00	0.40	880-D1900L25-05	25.00	110.58	170.00	98.00	3.42	88°	10	0.3	13500	
19.50	03C	03P	42.51	25	0.30	0.00	0.25	880-D1950L25-02	25.00	56.49	116.00	43.00	3.51	88°	10	0.3	33000	880-0303W05H-P-GM
			62.51	25	0.30	0.00	0.25	880-D1950L25-03	25.00	75.49	135.00	62.00	3.51	88°	10	0.3	30000	
			81.51	25	0.30	0.00	0.40	880-D1950L25-04	25.00	95.49	155.00	82.00	3.51	88°	10	0.3	19000	
			100.51	25	0.30	0.00	0.40	880-D1950L25-05	25.00	114.49	174.00	101.00	3.51	88°	10	0.4	13500	
20.00	04C	04P	43.60	25	0.90	0.00	0.25	880-D2000L25-02	25.00	57.40	117.00	44.00	3.60	88°	10	0.3	21500	880-0403W05H-P-GM
			63.60	25	0.90	0.00	0.25	880-D2000L25-03	25.00	77.40	137.00	64.00	3.60	88°	10	0.3	21500	
			83.60	25	0.90	0.00	0.40	880-D2000L25-04	25.00	97.40	157.00	84.00	3.60	88°	10	0.3	17500	
			103.60	25	0.90	0.00	0.40	880-D2000L25-05	25.00	117.40	177.00	104.00	3.60	88°	10	0.4	12000	
20.50	04C	04P	64.46	25	0.80	0.00	0.25	880-D2050L25-03	25.00	79.54	138.00	65.00	2.46	88°	10	0.3	21500	880-0403W05H-P-GM
20.90	04C	04P	66.76	25	0.80	0.00	0.25	880-D2090L25-03	25.00	80.23	140.00	66.00	3.76	88°	10	0.3	21500	880-0403W05H-P-GM
21.00	04C	04P	45.15	25	0.80	0.00	0.25	880-D2100L25-02	25.00	60.85	120.00	46.00	3.15	88°	10	0.3	21500	880-0403W05H-P-GM
			66.15	25	0.80	0.00	0.25	880-D2100L25-03	25.00	80.85	140.00	66.00	3.15	88°	10	0.3	21500	
			87.15	25	0.80	0.00	0.40	880-D2100L25-04	25.00	101.85	161.00	87.00	3.15	88°	10	0.3	17500	
			108.15	25	0.80	0.00	0.40	880-D2100L25-05	25.00	122.85	182.00	108.00	3.15	88°	10	0.4	12000	
21.50	04C	04P	67.58	25	0.70	0.00	0.25	880-D2150L25-03	25.00	83.42	142.00	68.00	2.58	88°	10	0.3	21500	880-0403W05H-P-GM
22.00	04C	04P	47.30	25	0.60	0.00	0.25	880-D2200L25-02	25.00	62.70	122.00	48.00	3.30	88°	10	0.3	21500	880-0403W05H-P-GM
			69.30	25	0.60	0.00	0.25	880-D2200L25-03	25.00	83.70	143.00	69.00	3.30	88°	10	0.3	21500	
			91.30	25	0.60	0.00	0.40	880-D2200L25-04	25.00	105.70	165.00	91.00	3.30	88°	10	0.3	17500	
			113.30	25	0.60	0.00	0.40	880-D2200L25-05	25.00	127.70	187.00	113.00	3.30	88°	10	0.4	12000	
22.50	04C	04P	70.70	25	0.50	0.00	0.25	880-D2250L25-03	25.00	87.30	146.00	71.00	2.70	88°	10	0.3	21500	880-0403W05H-P-GM
23.00	04C	04P	49.45	25	0.50	0.00	0.25	880-D2300L25-02	25.00	65.55	125.00	50.00	3.45	88°	10	0.3	21500	880-0403W05H-P-GM
			72.45	25	0.50	0.00	0.25	880-D2300L25-03	25.00	87.55	147.00	72.00	3.45	88°	10	0.3	21500	
			95.45	25	0.50	0.00	0.40	880-D2300L25-04	25.00	110.55	170.00	95.00	3.45	88°	10	0.3	17500	
			119.45	25	0.50	0.00	0.40	880-D2300L25-05	25.00	134.55	194.00	119.00	3.45	88°	10	0.4	12000	
23.50	04C	04P	73.82	25	0.40	0.00	0.25	880-D2350L25-03	25.00	90.18	149.00	74.00	2.82	88°	10	0.3	21500	880-0403W05H-P-GM
23.90	04C	04P	75.58	25	0.30	0.00	0.25	880-D2390L25-03	25.00	91.41	151.00	76.00	3.58	88°	10	0.3	21500	880-0403W05H-P-GM
24.00	05C	05P	51.60	25	1.10	0.00	0.25	880-D2400L25-02	25.00	67.40	127.00	52.00	3.60	88°	10	0.4	16000	880-0503W05H-P-GM
			75.60	25	1.10	0.00	0.25	880-D2400L25-03	25.00	91.40	151.00	76.00	3.60	88°	10	0.4	16000	
			99.60	25	1.10	0.00	0.40	880-D2400L25-04	25.00	115.40	175.00	100.00	3.60	88°	10	0.4	15500	
			123.60	25	1.10	0.00	0.40	880-D2400L25-05	25.00	139.40	199.00	124.00	3.60	88°	10	0.5	10500	
24.50	05C	05P	76.94	25	1.00	0.00	0.25	880-D2450L25-03	25.00	94.06	153.00	77.00	2.94	88°	10	0.4	16000	880-0503W05H-P-GM
25.00	05C	05P	53.75	25	1.00	0.00	0.25	880-D2500L25-02	25.00	70.25	130.00	54.00	3.75	88°	10	0.4	16000	880-0503W05H-P-GM
			78.75	25	1.00	0.00	0.25	880-D2500L25-03	25.00	95.25	155.00	79.00	3.75	88°	10	0.4	16000	
			103.75	25	1.00	0.00	0.40	880-D2500L25-04	25.00	120.25	180.00	104.00	3.75	88°	10	0.4	15500	
			128.75	25	1.00	0.00	0.40	880-D2500L25-05	25.00	145.25	205.00	129.00	3.75	88°	10	0.5	10500	

K38

O5

Q5

Q1

Q35

Broca de plaquita intercambiable CoroDrill® 880

Mango cilíndrico con plano de apriete, según ISO 9766

CNSC 1

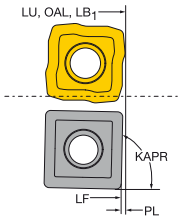

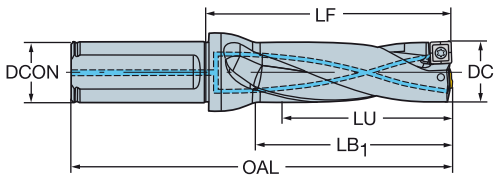

Diseño métrico

DC	C	P	LU	CZC_{MS}	ADJLX	TCHAL	TCHAU	Código de pedido	Dimensiones, mm DCON	LF	OAL	LB_1	PL	KAPR	CP Bar	Kg	RPMX	$MIID_P$
25.50	05C	05P	80.06	25	0.90	0.00	0.25	880-D2550L25-03	25.00	96.94	156.00	80.00	3.06	88°	10	0.4	16000	880-0503W05H-P-GM
26.00	05C	05P	55.12	32	0.90	0.00	0.25	880-D2600L32-02	32.00	73.88	137.00	56.00	3.12	88°	10	0.5	16000	880-0503W05H-P-GM
			81.12	32	0.90	0.00	0.25	880-D2600L32-03	32.00	98.88	162.00	81.00	3.12	88°	10	0.5	16000	
			107.12	32	0.90	0.00	0.40	880-D2600L32-04	32.00	124.88	188.00	107.00	3.12	88°	10	0.5	15500	
			133.12	32	0.90	0.00	0.40	880-D2600L32-05	32.00	150.88	214.00	133.00	3.12	88°	10	0.7	10500	
26.40	05C	05P	82.16	32	0.80	0.00	0.25	880-D2640L32-03	32.00	100.83	164.00	83.00	3.16	88°	10	0.5	16000	880-0503W05H-P-GM
26.50	05C	05P	83.18	32	0.80	0.00	0.25	880-D2650L32-03	32.00	100.82	164.00	83.00	3.18	88°	10	0.5	16000	880-0503W05H-P-GM
27.00	05C	05P	57.24	32	0.70	0.00	0.25	880-D2700L32-02	32.00	75.76	139.00	58.00	3.24	88°	10	0.5	16000	880-0503W05H-P-GM
			84.24	32	0.70	0.00	0.25	880-D2700L32-03	32.00	101.76	165.00	84.00	3.24	88°	10	0.5	16000	
			111.24	32	0.70	0.00	0.40	880-D2700L32-04	32.00	128.76	192.00	111.00	3.24	88°	10	0.5	15500	
			138.24	32	0.70	0.00	0.40	880-D2700L32-05	32.00	155.76	219.00	138.00	3.24	88°	10	0.7	10500	
27.50	05C	05P	86.30	32	0.60	0.00	0.25	880-D2750L32-03	32.00	104.70	168.00	86.00	3.30	88°	10	0.5	16000	880-0503W05H-P-GM
28.00	05C	05P	59.36	32	0.60	0.00	0.25	880-D2800L32-02	32.00	78.64	142.00	60.00	3.36	88°	10	0.6	16000	880-0503W05H-P-GM
			87.36	32	0.60	0.00	0.25	880-D2800L32-03	32.00	105.64	169.00	87.00	3.36	88°	10	0.6	16000	
			115.36	32	0.60	0.00	0.40	880-D2800L32-04	32.00	133.64	197.00	115.00	3.36	88°	10	0.6	15500	
			143.36	32	0.60	0.00	0.40	880-D2800L32-05	32.00	161.64	225.00	143.00	3.36	88°	10	0.8	10500	
28.50	05C	05P	89.42	32	0.50	0.00	0.25	880-D2850L32-03	32.00	107.58	171.00	89.00	3.42	88°	10	0.6	16000	880-0503W05H-P-GM
29.00	05C	05P	61.48	32	0.50	0.00	0.25	880-D2900L32-02	32.00	80.52	144.00	62.00	3.48	88°	10	0.6	16000	880-0503W05H-P-GM
			90.48	32	0.50	0.00	0.25	880-D2900L32-03	32.00	108.52	172.00	90.00	3.48	88°	10	0.6	16000	
			119.48	32	0.50	0.00	0.40	880-D2900L32-04	32.00	137.52	201.00	119.00	3.48	88°	10	0.6	15500	
			149.48	32	0.50	0.00	0.40	880-D2900L32-05	32.00	167.52	231.00	149.00	3.48	88°	10	0.8	10500	
29.40	05C	05P	91.52	32	0.40	0.00	0.25	880-D2940L32-03	32.00	111.47	175.00	92.00	3.52	88°	10	0.6	16000	880-0503W05H-P-GM
29.50	05C	05P	92.54	32	0.40	0.00	0.25	880-D2950L32-03	32.00	111.46	175.00	92.00	3.54	88°	10	0.6	16000	880-0503W05H-P-GM
30.00	06C	06P	63.60	32	1.12	0.00	0.25	880-D3000L32-02	32.00	83.40	147.00	64.00	3.60	88°	10	0.6	16000	880-0604W06H-P-GM
			93.60	32	1.12	0.00	0.25	880-D3000L32-03	32.00	113.40	177.00	94.00	3.60	88°	10	0.7	16000	
			123.60	32	1.12	0.00	0.40	880-D3000L32-04	32.00	143.40	207.00	124.00	3.60	88°	10	0.8	14000	
			153.60	32	1.12	0.00	0.40	880-D3000L32-05	32.00	173.40	237.00	154.00	3.60	88°	10	0.9	9500	
30.50	06C	06P	95.66	32	1.05	0.00	0.25	880-D3050L32-03	32.00	114.34	178.00	95.00	3.66	88°	10	0.7	16000	880-0604W06H-P-GM
31.00	06C	06P	65.72	40	0.99	0.00	0.25	880-D3100L40-02	40.00	86.28	160.00	66.00	3.72	88°	10	1.0	16000	880-0604W06H-P-GM
			96.72	40	0.99	0.00	0.25	880-D3100L40-03	40.00	117.28	191.00	97.00	3.72	88°	10	1.1	16000	
			127.72	40	0.99	0.00	0.40	880-D3100L40-04	40.00	148.28	222.00	128.00	3.72	88°	10	1.2	14000	
			158.72	40	0.99	0.00	0.40	880-D3100L40-05	40.00	179.28	253.00	159.00	3.72	88°	10	1.3	9500	
31.50	06C	06P	98.78	40	0.93	0.00	0.25	880-D3150L40-03	40.00	118.22	192.00	98.00	3.78	88°	10	1.1	16000	880-0604W06H-P-GM
32.00	06C	06P	67.84	40	0.87	0.00	0.25	880-D3200L40-02	40.00	88.16	162.00	68.00	3.84	88°	10	1.0	16000	880-0604W06H-P-GM
			99.84	40	0.87	0.00	0.25	880-D3200L40-03	40.00	120.16	194.00	100.00	3.84	88°	10	1.1	16000	
			131.84	40	0.87	0.00	0.40	880-D3200L40-04	40.00	152.16	226.00	132.00	3.84	88°	10	1.2	14000	
			163.84	40	0.87	0.00	0.40	880-D3200L40-05	40.00	184.16	258.00	164.00	3.84	88°	10	1.3	9500	
32.50	06C	06P	101.90	40	0.81	0.00	0.25	880-D3250L40-03	40.00	122.10	196.00	101.00	3.90	88°	10	1.1	16000	880-0604W06H-P-GM
33.00	06C	06P	69.96	40	0.75	0.00	0.25	880-D3300L40-02	40.00	91.04	165.00	70.00	3.96	88°	10	1.1	16000	880-0604W06H-P-GM
			102.96	40	0.75	0.00	0.25	880-D3300L40-03	40.00	124.04	198.00	103.00	3.96	88°	10	1.2	16000	
			135.96	40	0.75	0.00	0.40	880-D3300L40-04	40.00	157.04	231.00	136.00	3.96	88°	10	1.3	14000	
			168.96	40	0.75	0.00	0.40	880-D3300L40-05	40.00	190.04	264.00	169.00	3.96	88°	10	1.4	9500	
33.50	06C	06P	105.02	40	0.68	0.00	0.25	880-D3350L40-03	40.00	125.98	200.00	105.00	4.02	88°	10	1.2	16000	880-0604W06H-P-GM
34.00	06C	06P	72.08	40	0.62	0.00	0.25	880-D3400L40-02	40.00	93.92	168.00	73.00	4.08	88°	10	1.1	16000	880-0604W06H-P-GM
			106.08	40	0.62	0.00	0.25	880-D3400L40-03	40.00	126.92	201.00	106.00	4.08	88°	10	1.2	16000	
			140.08	40	0.62	0.00	0.40	880-D3400L40-04	40.00	160.92	235.00	140.00	4.08	88°	10	1.3	14000	
			174.08	40	0.62	0.00	0.40	880-D3400L40-05	40.00	195.92	270.00	175.00	4.08	88°	10	1.4	9500	
34.50	06C	06P	108.14	40	0.56	0.00	0.25	880-D3450L40-03	40.00	129.86	204.00	108.00	4.14	88°	10	1.2	16000	880-0604W06H-P-GM
35.00	06C	06P	74.20	40	0.50	0.00	0.25	880-D3500L40-02	40.00	96.80	171.00	75.00	4.20	88°	10	1.1	16000	880-0604W06H-P-GM
			109.20	40	0.50	0.00	0.25	880-D3500L40-03	40.00	130.80	205.00	109.00	4.20	88°	10	1.2	16000	
			144.20	40	0.50	0.00	0.40	880-D3500L40-04	40.00	165.80	240.00	144.00	4.20	88°	10	1.4	14000	
			179.20	40	0.50	0.00	0.40	880-D3500L40-05	40.00	201.80	276.00	180.00	4.20	88°	10	1.5	9500	

K38

O5

Q5

ISO 13399 Q1

CNSC CXSC Q35

SANDVIK Coromant

Broca de plaquita intercambiable CoroDrill® 880

Mango cilíndrico con plano de apriete, según ISO 9766

CNSC 1

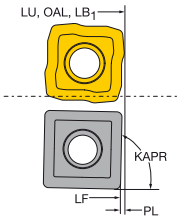

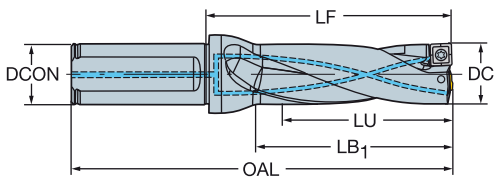

Diseño métrico

									Dimensiones, mm									
DC	C	P	LU	CZC_{MS}	ADJLX	TCHAL	TCHAU	Código de pedido	DCON	LF	OAL	LB_1	PL	KAPR	CP Bar	Kg	RPMX	$MIID_P$
35.50	06C	06P	111.26	40	0.44	0.00	0.25	880-D3550L40-03	40.00	132.74	207.00	111.00	4.26	88°	10	1.3	16000	880-0604W06H-P-GM
36.00	07C	07P	76.32	40	1.38	0.00	0.25	880-D3600L40-02	40.00	99.68	174.00	77.00	4.32	88°	10	1.2	16000	880-0704W06H-P-GM
			111.60	40	1.38	0.00	0.25	880-D3600L40-03	40.00	135.40	209.00	112.00	3.60	88°	10	1.3	16000	
			147.60	40	1.38	0.00	0.40	880-D3600L40-04	40.00	171.40	245.00	148.00	3.60	88°	10	1.4	11000	
			183.60	40	1.38	0.00	0.40	880-D3600L40-05	40.00	208.40	282.00	185.00	3.60	88°	10	1.5	7500	
37.00	07C	07P	77.70	40	1.25	0.00	0.25	880-D3700L40-02	40.00	101.30	175.00	78.00	3.70	88°	10	1.2	16000	880-0704W06H-P-GM
			114.70	40	1.25	0.00	0.25	880-D3700L40-03	40.00	138.30	212.00	115.00	3.70	88°	10	1.3	16000	
			151.70	40	1.25	0.00	0.40	880-D3700L40-04	40.00	175.30	249.00	152.00	3.70	88°	10	1.5	11000	
			188.70	40	1.25	0.00	0.40	880-D3700L40-05	40.00	212.30	286.00	189.00	3.70	88°	10	1.6	7500	
38.00	07C	07P	79.80	40	1.13	0.00	0.25	880-D3800L40-02	40.00	104.20	178.00	80.00	3.80	88°	10	1.2	16000	880-0704W06H-P-GM
			117.80	40	1.13	0.00	0.25	880-D3800L40-03	40.00	142.20	216.00	118.00	3.80	88°	10	1.4	16000	
			155.80	40	1.13	0.00	0.40	880-D3800L40-04	40.00	180.20	254.00	156.00	3.80	88°	10	1.5	11000	
			193.80	40	1.13	0.00	0.40	880-D3800L40-05	40.00	218.20	292.00	194.00	3.80	88°	10	1.7	7500	
39.00	07C	07P	81.90	40	1.00	0.00	0.25	880-D3900L40-02	40.00	106.10	180.00	82.00	3.90	88°	10	1.2	16000	880-0704W06H-P-GM
			120.90	40	1.00	0.00	0.25	880-D3900L40-03	40.00	145.10	219.00	121.00	3.90	88°	10	1.4	16000	
			159.90	40	1.00	0.00	0.40	880-D3900L40-04	40.00	184.10	258.00	160.00	3.90	88°	10	1.6	11000	
			198.90	40	1.00	0.00	0.40	880-D3900L40-05	40.00	224.10	298.00	200.00	3.90	88°	10	1.7	7500	
40.00	07C	07P	84.00	40	0.88	0.00	0.25	880-D4000L40-02	40.00	109.00	183.00	84.00	4.00	88°	10	1.3	16000	880-0704W06H-P-GM
			124.00	40	0.88	0.00	0.25	880-D4000L40-03	40.00	149.00	223.00	124.00	4.00	88°	10	1.5	16000	
			164.00	40	0.88	0.00	0.40	880-D4000L40-04	40.00	189.00	263.00	164.00	4.00	88°	10	1.7	11000	
			204.00	40	0.88	0.00	0.40	880-D4000L40-05	40.00	230.00	304.00	205.00	4.00	88°	10	1.8	7500	
41.00	07C	07P	86.10	40	0.75	0.00	0.25	880-D4100L40-02	40.00	112.90	187.00	87.00	4.10	88°	10	1.3	16000	880-0704W06H-P-GM
			127.10	40	0.75	0.00	0.25	880-D4100L40-03	40.00	152.90	227.00	127.00	4.10	88°	10	1.5	16000	
			168.10	40	0.75	0.00	0.40	880-D4100L40-04	40.00	193.90	268.00	168.00	4.10	88°	10	1.7	11000	
			209.10	40	0.75	0.00	0.40	880-D4100L40-05	40.00	235.90	310.00	210.00	4.10	88°	10	1.9	7500	
42.00	07C	07P	88.20	40	0.63	0.00	0.25	880-D4200L40-02	40.00	114.80	189.00	89.00	4.20	88°	10	1.4	16000	880-0704W06H-P-GM
			130.20	40	0.63	0.00	0.25	880-D4200L40-03	40.00	155.80	230.00	130.00	4.20	88°	10	1.6	16000	
			172.20	50	0.63	0.00	0.40	880-D4200L50-04	50.00	197.80	282.00	172.00	4.20	88°	10	2.4	11000	
			214.20	50	0.63	0.00	0.40	880-D4200L50-05	50.00	240.80	325.00	215.00	4.20	88°	10	2.6	7500	
43.00	07C	07P	90.30	40	0.50	0.00	0.25	880-D4300L40-02	40.00	117.70	192.00	91.00	4.30	88°	10	1.4	16000	880-0704W06H-P-GM
			133.30	40	0.50	0.00	0.25	880-D4300L40-03	40.00	159.70	234.00	133.00	4.30	88°	10	1.6	16000	
			176.30	50	0.50	0.00	0.40	880-D4300L50-04	50.00	202.70	287.00	176.00	4.30	88°	10	2.5	11000	
			219.30	50	0.50	0.00	0.40	880-D4300L50-05	50.00	246.70	331.00	220.00	4.30	88°	10	2.7	7500	
44.00	08C	08P	92.40	40	1.50	0.00	0.28	880-D4400L40-02	40.00	119.60	194.00	93.00	4.40	88°	10	1.4	15000	880-0805W08H-P-GM
			136.40	40	1.50	0.00	0.28	880-D4400L40-03	40.00	162.60	237.00	136.00	4.40	88°	10	1.7	15000	
			180.40	50	1.50	0.00	0.43	880-D4400L50-04	50.00	206.60	291.00	180.00	4.40	88°	10	2.6	9000	
45.00	08C	08P	94.50	40	1.40	0.00	0.28	880-D4500L40-02	40.00	122.50	197.00	95.00	4.50	88°	10	1.5	15000	880-0805W08H-P-GM
			139.50	40	1.40	0.00	0.28	880-D4500L40-03	40.00	167.50	242.00	140.00	4.50	88°	10	1.7	15000	
			184.50	50	1.40	0.00	0.43	880-D4500L50-04	50.00	212.50	297.00	185.00	4.50	88°	10	2.6	9000	
46.00	08C	08P	96.60	40	1.30	0.00	0.28	880-D4600L40-02	40.00	125.40	200.00	97.00	4.60	88°	10	1.5	15000	880-0805W08H-P-GM
			142.60	40	1.30	0.00	0.28	880-D4600L40-03	40.00	171.40	246.00	143.00	4.60	88°	10	1.8	15000	
			188.60	50	1.30	0.00	0.43	880-D4600L50-04	50.00	217.40	302.00	189.00	4.60	88°	10	2.7	9000	
47.00	08C	08P	98.70	40	1.10	0.00	0.28	880-D4700L40-02	40.00	127.30	202.00	99.00	4.70	88°	10	1.8	15000	880-0805W08H-P-GM
			145.70	40	1.10	0.00	0.28	880-D4700L40-03	40.00	174.30	249.00	146.00	4.70	88°	10	2.1	15000	
			192.70	50	1.10	0.00	0.43	880-D4700L50-04	50.00	221.30	306.00	193.00	4.70	88°	10	2.8	9000	
48.00	08C	08P	100.80	40	1.00	0.00	0.28	880-D4800L40-02	40.00	130.20	205.00	101.00	4.80	88°	10	1.9	15000	880-0805W08H-P-GM
			148.80	40	1.00	0.00	0.28	880-D4800L40-03	40.00	178.20	253.00	149.00	4.80	88°	10	2.2	15000	
			196.80	50	1.00	0.00	0.43	880-D4800L50-04	50.00	226.20	311.00	197.00	4.80	88°	10	2.9	9000	
49.00	08C	08P	102.90	40	0.90	0.00	0.28	880-D4900L40-02	40.00	132.10	207.00	103.00	4.90	88°	10	1.9	15000	880-0805W08H-P-GM
			151.90	40	0.90	0.00	0.28	880-D4900L40-03	40.00	181.10	256.00	152.00	4.90	88°	10	2.3	15000	
			200.90	50	0.90	0.00	0.43	880-D4900L50-04	50.00	230.10	315.00	201.00	4.90	88°	10	3.0	9000	

K38

O5

Q5

Q1

Q35

Broca de plaquita intercambiable CoroDrill® 880

Mango cilíndrico con plano de apriete, según ISO 9766

CNSC 1

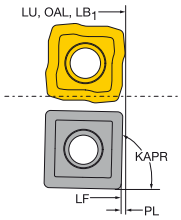

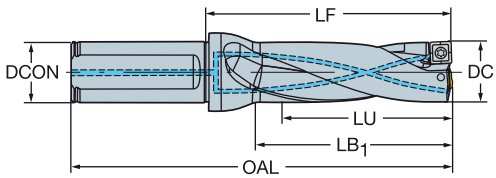

Diseño métrico

DC	C	P	LU	CZC$_{MS}$	ADJLX	TCHAL	TCHAU	Código de pedido	Dimensiones, mm DCON	LF	OAL	LB$_1$	PL	KAPR	CP Bar	Kg	RPMX	MIID$_P$
50.00	08C	08P	105.00	40	0.80	0.00	0.28	880-D5000L40-02	40.00	135.00	210.00	105.00	5.00	88°	10	2.0	15000	880-0805W08H-P-GM
			155.00	40	0.80	0.00	0.28	880-D5000L40-03	40.00	185.00	260.00	155.00	5.00	88°	10	2.3	15000	
			205.00	50	0.80	0.00	0.43	880-D5000L50-04	50.00	235.00	320.00	205.00	5.00	88°	10	3.1	9000	
51.00	08C	08P	107.10	40	0.60	0.00	0.28	880-D5100L40-02	40.00	138.90	214.00	108.00	5.10	88°	10	2.1	15000	880-0805W08H-P-GM
			158.10	40	0.60	0.00	0.28	880-D5100L40-03	40.00	188.90	264.00	158.00	5.10	88°	10	2.4	15000	
			209.10	50	0.60	0.00	0.43	880-D5100L50-04	50.00	239.90	325.00	209.00	5.10	88°	10	3.2	9000	
52.00	08C	08P	109.20	40	0.50	0.00	0.28	880-D5200L40-02	40.00	140.80	216.00	110.00	5.20	88°	10	2.1	15000	880-0805W08H-P-GM
			161.20	40	0.50	0.00	0.28	880-D5200L40-03	40.00	191.80	267.00	161.00	5.20	88°	10	2.5	15000	
			213.20	50	0.50	0.00	0.43	880-D5200L50-04	50.00	243.80	329.00	213.00	5.20	88°	10	3.3	9000	
53.00	09C	09P	111.30	40	2.00	0.00	0.30	880-D5300L40-02	40.00	143.70	219.00	112.00	5.30	88°	10	2.2	5000	880-0906W08H-P-GM
			164.30	40	2.00	0.00	0.30	880-D5300L40-03	40.00	195.70	271.00	164.00	5.30	88°	10	2.6	5000	
			217.30	50	2.00	0.00	0.45	880-D5300L50-04	50.00	248.70	334.00	217.00	5.30	88°	10	3.4	5000	
54.00	09C	09P	113.40	40	1.90	0.00	0.30	880-D5400L40-02	40.00	145.60	221.00	114.00	5.40	88°	10	2.2	5000	880-0906W08H-P-GM
			167.40	40	1.90	0.00	0.30	880-D5400L40-03	40.00	198.60	274.00	167.00	5.40	88°	10	2.7	5000	
			221.40	50	1.90	0.00	0.45	880-D5400L50-04	50.00	252.60	338.00	221.00	5.40	88°	10	3.5	5000	
55.00	09C	09P	115.50	40	1.70	0.00	0.30	880-D5500L40-02	40.00	148.50	224.00	116.00	5.50	88°	10	2.3	5000	880-0906W08H-P-GM
			170.50	40	1.70	0.00	0.30	880-D5500L40-03	40.00	203.50	279.00	171.00	5.50	88°	10	2.8	5000	
			225.50	50	1.70	0.00	0.45	880-D5500L50-04	50.00	258.50	344.00	226.00	5.50	88°	10	3.7	5000	
56.00	09C	09P	117.60	40	1.60	0.00	0.30	880-D5600L40-02	40.00	151.40	227.00	118.00	5.60	88°	10	2.4	5000	880-0906W08H-P-GM
			173.60	40	1.60	0.00	0.30	880-D5600L40-03	40.00	207.40	283.00	174.00	5.60	88°	10	2.9	5000	
			229.60	50	1.60	0.00	0.45	880-D5600L50-04	50.00	263.40	349.00	230.00	5.60	88°	10	3.8	5000	
57.00	09C	09P	119.70	40	1.50	0.00	0.30	880-D5700L40-02	40.00	153.30	229.00	120.00	5.70	88°	10	2.4	5000	880-0906W08H-P-GM
			176.70	40	1.50	0.00	0.30	880-D5700L40-03	40.00	210.30	286.00	177.00	5.70	88°	10	3.0	5000	
			233.70	50	1.50	0.00	0.45	880-D5700L50-04	50.00	267.30	353.00	234.00	5.70	88°	10	3.9	5000	
58.00	09C	09P	121.80	40	1.40	0.00	0.30	880-D5800L40-02	40.00	156.20	232.00	122.00	5.80	88°	10	2.9	5000	880-0906W08H-P-GM
			179.80	40	1.40	0.00	0.30	880-D5800L40-03	40.00	214.20	290.00	180.00	5.80	88°	10	3.1	5000	
			237.80	50	1.40	0.00	0.45	880-D5800L50-04	50.00	272.20	358.00	238.00	5.80	88°	10	4.0	5000	
59.00	09C	09P	123.90	40	1.20	0.00	0.30	880-D5900L40-02	40.00	158.10	234.00	124.00	5.90	88°	10	2.6	5000	880-0906W08H-P-GM
			182.90	40	1.20	0.00	0.30	880-D5900L40-03	40.00	217.10	293.00	183.00	5.90	88°	10	3.2	5000	
60.00	09C	09P	126.00	40	1.10	0.00	0.30	880-D6000L40-02	40.00	161.00	237.00	126.00	6.00	88°	10	2.7	5000	880-0906W08H-P-GM
			186.00	40	1.10	0.00	0.30	880-D6000L40-03	40.00	221.00	297.00	186.00	6.00	88°	10	3.3	5000	
61.00	09C	09P	128.10	40	1.00	0.00	0.30	880-D6100L40-02	40.00	164.90	241.00	129.00	6.10	88°	10	2.8	5000	880-0906W08H-P-GM
			189.10	40	1.00	0.00	0.30	880-D6100L40-03	40.00	225.90	302.00	190.00	6.10	88°	10	3.4	5000	
62.00	09C	09P	130.20	40	0.80	0.00	0.30	880-D6200L40-02	40.00	166.80	243.00	131.00	6.20	88°	10	2.8	5000	880-0906W08H-P-GM
			192.20	40	0.80	0.00	0.30	880-D6200L40-03	40.00	228.80	305.00	193.00	6.20	88°	10	3.5	5000	
63.00	09C	09P	132.30	40	0.70	0.00	0.30	880-D6300L40-02	40.00	169.70	246.00	133.00	6.30	88°	10	2.9	5000	880-0906W08H-P-GM
			195.30	40	0.70	0.00	0.30	880-D6300L40-03	40.00	232.70	309.00	196.00	6.30	88°	10	3.6	5000	

K38 O5 Q5 Q1 Q35

Broca de plaquita intercambiable CoroDrill® 880

Mango cilíndrico con plano de apriete, según ISO 9766

CNSC 1

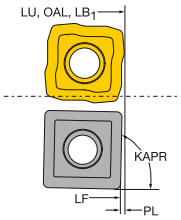

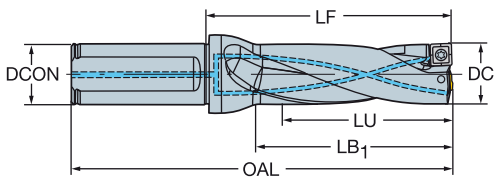

Diseño en pulgadas

DC	C	P	LU	CZC_{MS}	ADJLX	TCHAL	TCHAU	Código de pedido	Dimensiones, pulg. DCON	LF	OAL	LB_1	PL	KAPR	CP PSI	Lbs	RPMX	$MIID_P$
.500	01C	01P	1.100	3/4	.009	0	.009	A880-D0500LX19-02	.750	1.482	3.550	1.100	.100	79°	145	0.4	33000	880-0102W04-P-GR
			1.600	3/4	.009	0	.009	A880-D0500LX19-03	.750	1.982	4.050	1.600	.100	79°	145	0.4	33000	
			2.100	3/4	.009	0	.015	A880-D0500LX19-04	.750	2.482	4.550	2.100	.100	79°	145	0.4	22000	
			2.600	3/4	.009	0	.015	A880-D0500LX19-05	.750	2.982	5.050	2.600	.100	79°	145	0.4	15000	
.530	01C	01P	1.168	3/4	.009	0	.009	A880-D0531LX19-02	.750	1.561	3.636	1.167	.106	79°	145	0.4	33000	880-0102W04-P-GR
			1.699	3/4	.009	0	.009	A880-D0531LX19-03	.750	2.092	4.167	1.699	.106	79°	145	0.4	33000	
			2.230	3/4	.009	0	.015	A880-D0531LX19-04	.750	2.613	4.688	2.230	.106	79°	145	0.4	22000	
			2.761	3/4	.009	0	.015	A880-D0531LX19-05	.750	3.148	5.223	2.755	.106	79°	145	0.4	15000	
.562	02C	02P	1.236	3/4	.017	0	.009	A880-D0562LX19-02	.750	1.643	3.724	1.237	.112	88°	145	0.4	33000	880-0202W04H-P-GM
			1.798	3/4	.017	0	.009	A880-D0562LX19-03	.750	2.217	4.298	1.810	.112	88°	145	0.4	33000	
			2.360	3/4	.017	0	.015	A880-D0562LX19-04	.750	2.768	4.849	2.362	.112	88°	145	0.4	22000	
			2.922	3/4	.017	0	.015	A880-D0562LX19-05	.750	3.328	5.409	2.922	.112	88°	145	0.4	15000	
.625	02C	02P	1.375	3/4	.009	0	.009	A880-D0625LX19-02	.750	1.807	3.900	1.375	.125	88°	145	0.4	33000	880-0202W04H-P-GM
			2.000	3/4	.009	0	.009	A880-D0625LX19-03	.750	2.440	4.533	2.007	.125	88°	145	0.4	33000	
			2.625	3/4	.010	0	.015	A880-D0625LX19-04	.750	3.070	5.163	2.637	.125	88°	145	0.4	22000	
			3.250	3/4	.010	0	.015	A880-D0625LX19-05	.750	3.682	5.775	3.250	.125	88°	145	0.4	15000	
.655	03C	03P	1.443	3/4	.022	0	.009	A880-D0656LX19-02	.750	1.886	3.986	1.442	.131	88°	145	0.4	33000	880-0303W05H-P-GM
			2.099	3/4	.022	0	.009	A880-D0656LX19-03	.750	2.569	4.669	2.125	.131	88°	145	0.4	30000	
			2.755	3/4	.023	0	.015	A880-D0656LX19-04	.750	3.199	5.299	2.755	.131	88°	145	0.4	19000	
			3.411	3/4	.023	0	.015	A880-D0656LX19-05	.750	3.854	5.954	3.410	.131	88°	145	0.4	13500	
.687	03C	03P	1.497	1	.020	0	.009	A880-D0687LX25-02	1.000	1.968	4.296	1.497	.123	88°	145	0.6	33000	880-0303W05H-P-GM
			2.184	1	.020	0	.009	A880-D0687LX25-03	1.000	2.675	5.003	2.205	.123	88°	145	0.6	30000	
			2.871	1	.020	0	.015	A880-D0687LX25-04	1.000	3.344	5.672	2.874	.123	88°	145	0.6	19000	
			3.558	1	.020	0	.015	A880-D0687LX25-05	1.000	4.042	6.370	3.572	.123	88°	145	0.6	13500	
.750	03C	03P	1.635	1	.009	0	.009	A880-D0750LX25-02	1.000	2.132	4.471	1.635	.135	88°	145	0.6	33000	880-0303W05H-P-GM
			2.385	1	.009	0	.009	A880-D0750LX25-03	1.000	2.899	5.238	2.402	.135	88°	145	0.6	30000	
			3.135	1	.009	0	.015	A880-D0750LX25-04	1.000	3.645	5.985	3.149	.135	88°	145	0.6	19000	
			3.885	1	.009	0	.015	A880-D0750LX25-05	1.000	4.382	6.721	3.884	.135	88°	145	0.6	13500	
.812	04C	04P	1.770	1	.031	0	.009	A880-D0812LX25-02	1.000	2.292	4.643	1.770	.146	88°	145	0.6	21500	880-0403W05H-P-GM
			2.582	1	.031	0	.009	A880-D0812LX25-03	1.000	3.120	5.471	2.597	.146	88°	145	0.6	21500	
			3.394	1	.031	0	.015	A880-D0812LX25-04	1.000	3.907	6.258	3.385	.146	88°	145	0.7	17500	
			4.206	1	.031	0	.015	A880-D0812LX25-05	1.000	4.728	7.079	4.205	.146	88°	145	0.7	12000	
.875	04C	04P	1.881	1	.022	0	.009	A880-D0875LX25-02	1.000	2.504	4.840	1.929	.131	88°	145	0.6	21500	880-0403W05H-P-GM
			2.756	1	.022	0	.009	A880-D0875LX25-03	1.000	3.331	5.667	2.755	.131	88°	145	0.6	21500	
			3.657	1	.022	0	.015	A880-D0875LX25-04	1.000	4.171	6.533	3.622	.157	88°	145	0.7	17500	
			4.506	1	.022	0	.015	A880-D0875LX25-05	1.000	5.081	7.417	4.505	.131	88°	145	0.7	12000	
.937	04C	04P	2.014	1	.013	0	.009	A880-D0937LX25-02	1.000	2.646	4.991	2.042	.140	88°	145	0.6	21500	880-0403W05H-P-GM
			2.951	1	.013	0	.009	A880-D0937LX25-03	1.000	3.556	5.901	2.952	.140	88°	145	0.6	21500	
			3.888	1	.013	0	.015	A880-D0937LX25-04	1.000	4.461	6.806	3.857	.140	88°	145	0.7	17500	
			4.825	1	.013	0	.015	A880-D0937LX25-05	1.000	5.428	7.773	4.825	.140	88°	145	1.1	12000	
1.000	05C	05P	2.150	1	.037	0	.009	A880-D1000LX25-02	1.000	2.812	5.166	2.180	.150	88°	145	0.7	16000	880-0503W05H-P-GM
			3.150	1	.037	0	.009	A880-D1000LX25-03	1.000	3.782	6.136	3.150	.150	88°	145	0.7	16000	
			4.150	1	.037	0	.015	A880-D1000LX25-04	1.000	4.765	7.119	4.132	.150	88°	145	1.1	15500	
			5.150	1	.037	0	.015	A880-D1000LX25-05	1.000	5.782	8.136	5.150	.150	88°	145	1.2	10500	

Broca de plaquita intercambiable CoroDrill® 880

Mango cilíndrico con plano de apriete, según ISO 9766

CNSC 1

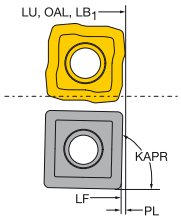

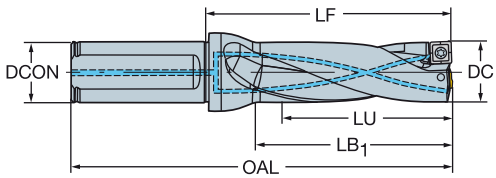

Diseño en pulgadas

DC	C	P	LU	CZC_{MS}	ADJLX	TCHAL	TCHAU	Código de pedido	Dimensiones, pulg. DCON	LF	OAL	LB_1	PL	KAPR	CP PSI	Lbs	RPMX	$MIID_P$
1.062	05C	05P	2.251	1 1/4	.029	0	.009	A880-D1062LX31-02	1.250	2.974	5.464	2.282	.127	88°	145	0.7	16000	880-0503W05H-P-GM
			3.313	1 1/4	.029	0	.009	A880-D1062LX31-03	1.250	4.036	6.526	3.345	.127	88°	145	0.7	16000	
			4.375	1 1/4	.029	0	.015	A880-D1062LX31-04	1.250	5.061	7.551	4.370	.127	88°	145	1.5	15500	
			5.437	1 1/4	.029	0	.015	A880-D1062LX31-05	1.250	6.128	8.618	5.437	.127	88°	145	1.5	10500	
1.125	05C	05P	2.385	1 1/4	.019	0	.009	A880-D1125LX31-02	1.250	3.162	5.659	2.440	.135	88°	145	0.7	16000	880-0503W05H-P-GM
			3.510	1 1/4	.019	0	.009	A880-D1125LX31-03	1.250	4.265	6.763	3.544	.135	88°	145	0.7	16000	
			4.635	1 1/4	.019	0	.015	A880-D1125LX31-04	1.250	5.367	7.864	4.645	.135	88°	145	1.5	15500	
			5.760	1 1/4	.019	0	.015	A880-D1125LX31-05	1.250	6.482	8.979	5.760	.135	88°	145	1.5	10500	
1.187	06C	06P	2.516	1 1/4	.043	0	.009	A880-D1187LX31-02	1.250	3.268	5.773	2.517	.142	88°	145	1.2	16000	880-0604W06H-P-GM
			3.703	1 1/4	.043	0	.009	A880-D1187LX31-03	1.250	4.455	6.960	3.704	.142	88°	145	1.5	16000	
			4.890	1 1/4	.043	0	.015	A880-D1187LX31-04	1.250	5.642	8.147	4.890	.142	88°	145	1.5	14000	
			6.077	1 1/4	.043	0	.015	A880-D1187LX31-05	1.250	6.828	9.333	6.077	.142	88°	145	1.8	10500	
1.250	06C	06P	2.650	1 1/2	.035	0	.009	A880-D1250LX38-02	1.500	3.432	6.337	2.650	.150	88°	145	1.8	16000	880-0604W06H-P-GM
			3.900	1 1/2	.035	0	.009	A880-D1250LX38-03	1.500	4.682	7.587	3.900	.150	88°	145	2.3	16000	
			5.150	1 1/2	.035	0	.015	A880-D1250LX38-04	1.500	5.932	8.837	5.150	.150	88°	145	2.3	14000	
			6.400	1 1/2	.035	0	.015	A880-D1250LX38-05	1.500	7.182	10.087	6.400	.150	88°	145	2.3	10500	
1.312	06C	06P	2.781	1 1/2	.027	0	.009	A880-D1312LX38-02	1.500	3.593	6.506	2.782	.157	88°	145	1.8	16000	880-0604W06H-P-GM
			4.093	1 1/2	.027	0	.009	A880-D1312LX38-03	1.500	4.905	7.818	4.094	.157	88°	145	2.3	16000	
			5.405	1 1/2	.027	0	.015	A880-D1312LX38-04	1.500	6.217	9.130	5.405	.157	88°	145	2.3	14000	
			6.717	1 1/2	.027	0	.015	A880-D1312LX38-05	1.500	7.528	10.441	6.717	.157	88°	145	2.8	10500	
1.375	06C	06P	2.915	1 1/2	.020	0	.009	A880-D1375LX38-02	1.500	3.757	6.677	2.915	.165	88°	145	2.3	16000	880-0604W06H-P-GM
			4.290	1 1/2	.020	0	.009	A880-D1375LX38-03	1.500	5.132	8.052	4.290	.165	88°	145	2.3	16000	
			5.665	1 1/2	.020	0	.015	A880-D1375LX38-04	1.500	6.507	9.427	5.665	.165	88°	145	2.8	14000	
			7.040	1 1/2	.020	0	.015	A880-D1375LX38-05	1.500	7.882	10.802	7.040	.165	88°	145	2.8	10500	
1.437	07C	07P	3.017	1 1/2	.051	0	.009	A880-D1437LX38-02	1.500	3.947	6.846	3.047	.143	88°	145	2.3	16000	880-0704W06H-P-GM
			4.454	1 1/2	.051	0	.009	A880-D1437LX38-03	1.500	5.383	8.282	4.482	.143	88°	145	2.8	16000	
			5.891	1 1/2	.051	0	.015	A880-D1437LX38-04	1.500	6.820	9.719	5.920	.143	88°	145	2.8	11000	
			7.357	1 1/2	.051	0	.015	A880-D1437LX38-05	1.500	8.228	11.156	7.357	.172	88°	145	2.8	7500	
1.500	07C	07P	3.150	1 1/2	.043	0	.009	A880-D1500LX38-02	1.500	4.082	6.987	3.150	.150	88°	145	2.3	16000	880-0704W06H-P-GM
			4.650	1 1/2	.043	0	.009	A880-D1500LX38-03	1.500	5.582	8.487	4.650	.150	88°	145	2.8	16000	
			6.150	1 1/2	.043	0	.015	A880-D1500LX38-04	1.500	7.082	9.987	6.150	.150	88°	145	2.8	11000	
			7.650	1 1/2	.043	0	.015	A880-D1500LX38-05	1.500	8.582	11.487	7.650	.150	88°	145	3.5	7500	
1.562	07C	07P	3.280	1 1/2	.036	0	.009	A880-D1562LX38-02	1.500	4.242	7.154	3.280	.156	88°	145	2.3	16000	880-0704W06H-P-GM
			4.842	1 1/2	.036	0	.009	A880-D1562LX38-03	1.500	5.804	8.716	4.842	.156	88°	145	2.3	16000	
			6.404	1 1/2	.036	0	.015	A880-D1562LX38-04	1.500	7.366	10.278	6.404	.156	88°	145	3.5	11000	
			7.966	1 1/2	.036	0	.015	A880-D1562LX38-05	1.500	8.928	11.840	7.965	.156	88°	145	3.5	7500	
1.625	07C	07P	3.412	1 1/2	.028	0	.009	A880-D1625LX38-02	1.500	4.407	7.325	3.412	.162	88°	145	2.8	16000	880-0704W06H-P-GM
			5.037	1 1/2	.028	0	.009	A880-D1625LX38-03	1.500	6.031	8.949	5.037	.162	88°	145	2.8	16000	
			6.662	1 1/2	.028	0	.015	A880-D1625LX38-04	1.500	7.656	10.574	6.662	.162	88°	145	3.5	11000	
			8.287	1 1/2	.028	0	.015	A880-D1625LX38-05	1.500	9.282	12.200	8.287	.162	88°	145	3.5	7500	
1.687	07C	07P	3.542	1 1/2	.020	0	.009	A880-D1687LX38-02	1.500	4.568	7.492	3.542	.168	88°	145	2.8	16000	880-0704W06H-P-GM
			5.229	1 1/2	.020	0	.009	A880-D1687LX38-03	1.500	6.254	9.178	5.229	.168	88°	145	3.5	16000	
			6.916	1 1/2	.020	0	.015	A880-D1687LX38-04	1.500	7.941	10.865	6.915	.168	88°	145	3.5	11000	
			8.603	1 1/2	.020	0	.015	A880-D1687LX38-05	1.500	9.629	12.553	8.604	.168	88°	145	3.5	7500	

K38

O5

Q5

ISO 13399 Q1

CNSC CXSC Q35

SANDVIK Coromant

Broca de plaquita intercambiable CoroDrill® 880

Mango cilíndrico con plano de apriete, según ISO 9766

CNSC 1

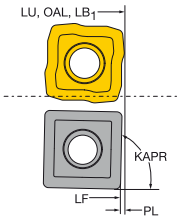

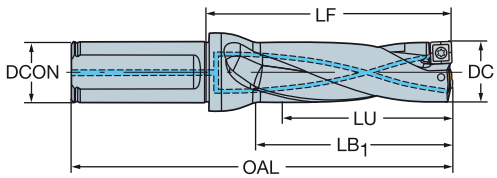

Diseño en pulgadas

DC	C	P	LU	CZC_{MS}	ADJLX	TCHAL	TCHAU	Código de pedido	Dimensiones, pulg. DCON	LF	OAL	LB_1	PL	KAPR	CP PSI	Lbs	RPMX	$MIID_P$
1.750	08C	08P	3.675	1 1/2	.056	0	.011	A880-D1750LX38-02	1.500	4.732	7.662	3.675	.175	88°	145	2.8	15000	880-0805W08H-P-GM
			5.425	1 1/2	.056	0	.011	A880-D1750LX38-03	1.500	6.482	9.412	5.425	.175	88°	145	3.5	15000	
			7.175	1 1/2	.056	0	.016	A880-D1750LX38-04	1.500	8.232	11.162	7.175	.175	88°	145	3.5	9000	
1.875	08C	08P	3.937	1 1/2	.041	0	.011	A880-D1875LX38-02	1.500	5.057	8.000	3.937	.187	88°	145	3.5	15000	880-0805W08H-P-GM
			5.812	1 1/2	.041	0	.011	A880-D1875LX38-03	1.500	6.932	9.875	5.812	.187	88°	145	3.5	15000	
			7.687	1 1/2	.041	0	.016	A880-D1875LX38-04	1.500	8.805	11.748	7.685	.187	88°	145	4.8	9000	
2.000	08C	08P	4.200	1 1/2	.025	0	.011	A880-D2000LX38-02	1.500	5.382	8.337	4.200	.200	88°	145	3.5	15000	880-0805W08H-P-GM
			6.200	1 1/2	.025	0	.011	A880-D2000LX38-03	1.500	7.382	10.337	6.200	.200	88°	145	4.8	15000	
			8.200	1 1/2	.025	0	.016	A880-D2000LX38-04	1.500	9.382	12.337	8.200	.200	88°	145	4.8	9000	
2.125	09C	09P	4.462	1 1/2	.073	0	.011	A880-D2125LX38-02	1.500	5.707	8.675	4.462	.212	88°	145	4.8	5000	880-0906W08H-P-GM
			6.587	1 1/2	.073	0	.011	A880-D2125LX38-03	1.500	7.832	10.800	6.587	.212	88°	145	4.8	5000	
			8.712	1 1/2	.073	0	.017	A880-D2125LX38-04	1.500	9.957	12.925	8.712	.212	88°	145	6.9	5000	
2.250	09C	09P	4.725	1 1/2	.060	0	.011	A880-D2250LX38-02	1.500	6.032	9.012	4.725	.225	88°	145	4.8	5000	880-0906W08H-P-GM
			6.975	1 1/2	.060	0	.011	A880-D2250LX38-03	1.500	8.282	11.262	6.975	.225	88°	145	4.8	5000	
			9.225	1 1/2	.060	0	.017	A880-D2250LX38-04	1.500	10.532	13.512	9.225	.225	88°	145	6.9	5000	
2.375	09C	09P	4.987	1 1/2	.041	0	.011	A880-D2375LX38-02	1.500	6.357	9.350	4.987	.237	88°	145	4.8	5000	880-0906W08H-P-GM
			7.362	1 1/2	.041	0	.011	A880-D2375LX38-03	1.500	8.732	11.725	7.362	.237	88°	145	6.8	5000	
2.500	09C	09P	5.250	1 1/2	.025	0	.011	A880-D2500LX38-02	1.500	6.682	9.687	5.250	.250	88°	145	4.8	5000	880-0906W08H-P-GM
			7.750	1 1/2	.025	0	.011	A880-D2500LX38-03	1.500	9.182	12.187	7.750	.250	88°	145	6.8	5000	

K38

O5

Q5

Q1

Q35

Broca de plaquita intercambiable CoroDrill® 880

Mango cilíndrico con mango aplanado US P

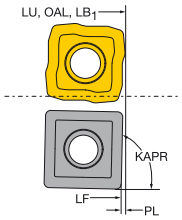

CNSC 7

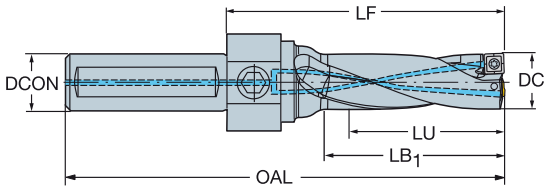

Diseño en pulgadas

									Dimensiones, pulg.									
DC	C	P	LU	CZC_{MS}	ADJLX	TCHAL	TCHAU	Código de pedido	DCON	LF	OAL	LB_1	PL	KAPR	CP PSI	Lbs	RPMX	$MIID_P$
.500	01C	01P	1.600	3/4	.009	0	.009	A880-D0500P19-03	.750	3.162	6.262	1.600	.100	79°	145	0.6	33000	880-0102W04-P-GR
			2.100	3/4	.009	0	.015	A880-D0500P19-04	.750	3.662	6.762	2.100	.100	79°	145	0.6	22000	
.530	01C	01P	1.699	3/4	.009	0	.009	A880-D0531P19-03	.750	3.273	6.380	1.699	.106	79°	145	0.6	33000	880-0102W04-P-GR
			2.230	3/4	.009	0	.015	A880-D0531P19-04	.750	3.804	6.910	2.230	.106	79°	145	0.6	22000	
.562	02C	02P	1.798	3/4	.017	0	.009	A880-D0562P19-03	.750	3.398	6.510	1.810	.112	88°	145	0.8	33000	880-0202W04H-P-GM
			2.360	3/4	.017	0	.015	A880-D0562P19-04	.750	3.949	7.062	2.362	.112	88°	145	0.7	22000	
.625	02C	02P	2.000	3/4	.009	0	.009	A880-D0625P19-03	.750	3.620	6.745	2.007	.125	88°	145	0.8	33000	880-0202W04H-P-GM
			2.625	3/4	.009	0	.015	A880-D0625P19-04	.750	4.250	7.375	2.637	.125	88°	145	0.8	22000	
.655	03C	03P	2.099	3/4	.022	0	.009	A880-D0656P19-03	.750	3.711	6.842	2.125	.131	88°	145	0.8	30000	880-0303W05H-P-GM
			2.755	3/4	.022	0	.015	A880-D0656P19-04	.750	4.380	7.512	2.755	.131	88°	145	0.7	19000	
.687	03C	03P	2.184	1	.020	0	.009	A880-D0687P25-03	1.000	3.935	7.059	2.205	.123	88°	145	1.5	30000	880-0303W05H-P-GM
			2.871	1	.020	0	.015	A880-D0687P25-04	1.000	4.604	7.727	2.874	.123	88°	145	1.5	19000	
.750	03C	03P	2.385	1	.009	0	.009	A880-D0750P25-03	1.000	4.157	7.292	2.402	.135	88°	145	1.5	30000	880-0303W05H-P-GM
			3.135	1	.009	0	.015	A880-D0750P25-04	1.000	4.905	8.040	3.149	.135	88°	145	1.5	19000	
.812	04C	04P	2.582	1	.031	0	.009	A880-D0812P25-03	1.000	4.380	7.527	2.597	.146	88°	145	1.5	21500	880-0403W05H-P-GM
			3.394	1	.031	0	.015	A880-D0812P25-04	1.000	5.167	8.314	3.385	.146	88°	145	1.5	17500	
.875	04C	04P	2.756	1 1/4	.022	0	.009	A880-D0875P31-03	1.250	4.590	7.722	2.755	.131	88°	145	1.8	21500	880-0403W05H-P-GM
			3.631	1 1/4	.022	0	.015	A880-D0875P31-04	1.250	5.456	8.587	3.622	.131	88°	145	1.8	17500	
.937	04C	04P	2.951	1 1/4	.013	0	.009	A880-D0937P31-03	1.250	4.816	7.957	2.952	.140	88°	145	1.8	21500	880-0403W05H-P-GM
			3.888	1 1/4	.013	0	.015	A880-D0937P31-04	1.250	5.721	8.862	3.857	.140	88°	145	1.8	17500	
1.000	05C	05P	3.150	1 1/4	.037	0	.009	A880-D1000P31-03	1.250	5.040	8.190	3.150	.150	88°	145	1.8	16000	880-0503W05H-P-GM
			4.150	1 1/4	.037	0	.015	A880-D1000P31-04	1.250	6.024	9.174	4.132	.150	88°	145	1.8	15500	
1.062	05C	05P	3.313	1 1/4	.029	0	.009	A880-D1062P31-03	1.250	5.258	8.385	3.345	.127	88°	145	2.3	16000	880-0503W05H-P-GM
			4.375	1 1/4	.029	0	.015	A880-D1062P31-04	1.250	6.321	9.449	4.370	.127	88°	145	2.3	15500	
1.125	05C	05P	3.510	1 1/4	.019	0	.009	A880-D1125P31-03	1.250	5.485	8.620	3.544	.135	88°	145	2.3	16000	880-0503W05H-P-GM
			4.635	1 1/4	.019	0	.015	A880-D1125P31-04	1.250	6.625	9.760	4.645	.135	88°	145	2.3	15500	
1.187	06C	06P	3.703	1 1/4	.043	0	.009	A880-D1187P31-03	1.250	5.711	8.854	3.700	.142	88°	145	2.3	16000	880-0604W06H-P-GM
			4.890	1 1/4	.043	0	.015	A880-D1187P31-04	1.250	6.892	10.035	4.880	.142	88°	145	2.3	14000	
1.250	06C	06P	3.900	1 1/2	.035	0	.009	A880-D1250P38-03	1.500	5.939	9.089	3.897	.150	88°	145	3.5	16000	880-0604W06H-P-GM
			5.150	1 1/2	.035	0	.015	A880-D1250P38-04	1.500	7.197	10.348	5.157	.150	88°	145	3.5	14000	
1.312	06C	06P	4.093	1 1/2	.027	0	.009	A880-D1312P38-03	1.500	6.166	9.324	4.095	.157	88°	145	3.5	16000	880-0604W06H-P-GM
			5.405	1 1/2	.027	0	.015	A880-D1312P38-04	1.500	7.464	10.622	5.392	.157	88°	145	3.5	14000	
1.375	06C	06P	4.290	1 1/2	.020	0	.009	A880-D1375P38-03	1.500	6.392	9.557	4.290	.165	88°	145	3.5	16000	880-0604W06H-P-GM
			5.665	1 1/2	.020	0	.015	A880-D1375P38-04	1.500	7.765	10.931	5.665	.165	88°	145	3.5	14000	
1.437	07C	07P	4.454	1 1/2	.051	0	.009	A880-D1437P38-03	1.500	6.648	9.792	4.487	.143	88°	145	3.5	16000	880-0704W06H-P-GM
			5.891	1 1/2	.051	0	.015	A880-D1437P38-04	1.500	8.065	11.209	5.905	.143	88°	145	3.5	11000	
1.500	07C	07P	4.650	1 1/2	.043	0	.009	A880-D1500P38-03	1.500	6.837	9.987	4.645	.150	88°	145	3.5	16000	880-0704W06H-P-GM
			6.150	1 1/2	.043	0	.015	A880-D1500P38-04	1.500	8.332	11.483	6.142	.150	88°	145	3.5	11000	
1.562	07C	07P	4.842	1 1/2	.036	0	.009	A880-D1562P38-03	1.500	7.065	10.222	4.842	.156	88°	145	3.5	16000	880-0704W06H-P-GM
			6.404	1 1/2	.036	0	.015	A880-D1562P38-04	1.500	8.639	11.796	6.417	.156	88°	145	3.5	11000	
1.625	07C	07P	5.037	1 1/2	.028	0	.009	A880-D1625P38-03	1.500	7.292	10.455	5.039	.162	88°	145	3.5	16000	880-0704W06H-P-GM
			6.662	1 1/2	.028	0	.015	A880-D1625P38-04	1.500	8.907	12.070	6.654	.162	88°	145	4.8	11000	
1.687	07C	07P	5.229	1 1/2	.020	0	.009	A880-D1687P38-03	1.500	7.717	10.886	5.235	.168	88°	145	3.5	16000	880-0704W06H-P-GM
			6.916	1 1/2	.020	0	.015	A880-D1687P38-04	1.500	9.410	12.579	6.929	.168	88°	145	4.8	11000	

K38

O5

Q5

ISO 13399 Q1

CNSC CXSC Q35

SANDVIK Coromant

Broca de plaquita intercambiable CoroDrill® 880

Mango cilíndrico con mango aplanado US P

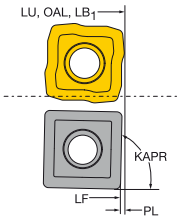

CNSC 7

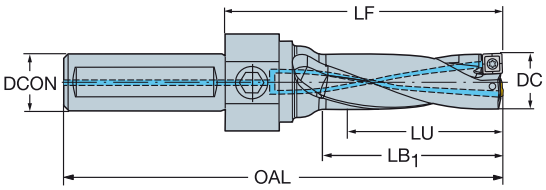

Diseño en pulgadas

DC	C	P	LU	CZC_{MS}	ADJLX	TCHAL	TCHAU	Código de pedido	Dimensiones, pulg. DCON	LF	OAL	LB_1	PL	KAPR	CP PSI	Lbs	RPMX	$MIID_P$
1.750	08C	08P	5.425	1 1/2	.056	0	.011	A880-D1750P38-03	1.500	7.945	11.121	5.432	.175	88°	145	4.8	15000	880-0805W08H-P-GM
			7.175	1 1/2	.056	0	.016	A880-D1750P38-04	1.500	9.677	12.853	7.165	.175	88°	145	4.8	9000	
1.875	08C	08P	5.812	1 1/2	.041	0	.011	A880-D1875P38-03	1.500	8.402	11.590	5.827	.187	88°	145	4.8	15000	880-0805W08H-P-GM
			7.687	1 1/2	.041	0	.016	A880-D1875P38-04	1.500	10.252	13.440	7.677	.187	88°	145	6.9	9000	
2.000	08C	08P	6.200	1 1/2	.025	0	.011	A880-D2000P38-03	1.500	8.857	12.058	6.220	.200	88°	145	6.9	15000	880-0805W08H-P-GM
			8.200	1 1/2	.025	0	.016	A880-D2000P38-04	1.500	10.827	14.027	8.189	.200	88°	145	6.9	9000	
2.125	09C	09P	6.587	1 1/2	.073	0	.011	A880-D2125P38-03	1.500	9.275	12.488	6.575	.212	88°	145	6.9	5000	880-0906W08H-P-GM
			8.712	1 1/2	.073	0	.017	A880-D2125P38-04	1.500	11.401	14.614	8.700	.212	88°	145	6.9	5000	
2.250	09C	09P	6.975	1 1/2	.060	0	.011	A880-D2250P38-03	1.500	9.732	12.957	6.969	.225	88°	145	6.9	5000	880-0906W08H-P-GM
			9.225	1 1/2	.060	0	.017	A880-D2250P38-04	1.500	11.976	15.201	9.212	.225	88°	145	6.8	5000	
2.375	09C	09P	7.362	1 1/2	.041	0	.011	A880-D2375P38-03	1.500	10.188	13.426	7.362	.237	88°	145	6.8	5000	880-0906W08H-P-GM
2.500	09C	09P	7.750	1 1/2	.025	0	.011	A880-D2500P38-03	1.500	10.638	13.888	7.750	.250	88°	145	6.9	5000	880-0906W08H-P-GM

Broca de plaquita intercambiable CoroDrill® 880

Mango cilíndrico con plano de apriete, según ISO 9766

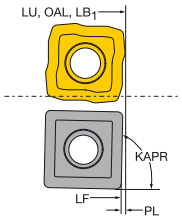

CNSC 1

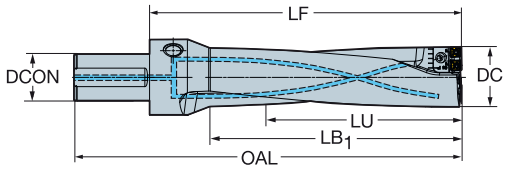

Diseño métrico

DC	C	I	I	P	LU	CZC_{MS}	Código de pedido	Dimensiones, mm DCON	LF	OAL	LB_1	PL	KAPR	CP Bar	Kg	RPMX	$MIID_P$
65.00	06C	06P	06P	06P	207.00	50	880-D0650L50-03	50.00	275.70	357.00	212.77	2.00	88°	10	7.2	5000	880-0604W06H-P-GM
					276.00	50	880-D0650L50-04	50.00	344.70	426.00	281.77	2.00	88°	10	7.9	5000	
66.00	06C	06P	06P	06P	207.00	50	880-D0660L50-03	50.00	275.70	357.00	212.77	2.00	88°	10	7.2	5000	880-0604W06H-P-GM
					276.00	50	880-D0660L50-04	50.00	344.70	426.00	281.77	2.00	88°	10	7.9	5000	
67.00	06C	06P	06P	06P	207.00	50	880-D0670L50-03	50.00	275.70	357.00	212.77	2.00	88°	10	7.2	5000	880-0604W06H-P-GM
					276.00	50	880-D0670L50-04	50.00	344.70	426.00	281.77	2.00	88°	10	7.9	5000	
68.00	06C	06P	06P	06P	207.00	50	880-D0680L50-03	50.00	275.70	357.00	212.77	2.00	88°	10	7.2	5000	880-0604W06H-P-GM
					276.00	50	880-D0680L50-04	50.00	344.70	426.00	281.77	2.00	88°	10	7.9	5000	
69.00	06C	06P	06P	06P	207.00	50	880-D0690L50-03	50.00	275.70	357.00	212.77	2.00	88°	10	7.2	5000	880-0604W06H-P-GM
					276.00	50	880-D0690L50-04	50.00	344.70	426.00	281.77	2.00	88°	10	7.9	5000	
70.00	06C	06P	06P	06P	222.00	50	880-D0700L50-03	50.00	300.60	382.00	249.63	2.00	88°	10	8.9	5000	880-0604W06H-P-GM
					296.00	50	880-D0700L50-04	50.00	374.60	456.00	323.63	2.00	88°	10	10.2	5000	
71.00	06C	06P	06P	06P	222.00	50	880-D0710L50-03	50.00	300.60	382.00	249.63	2.00	88°	10	8.9	5000	880-0604W06H-P-GM
					296.00	50	880-D0710L50-04	50.00	374.60	456.00	323.63	2.00	88°	10	10.2	5000	
72.00	06C	06P	06P	06P	222.00	50	880-D0720L50-03	50.00	300.60	382.00	249.63	2.00	88°	10	8.9	5000	880-0604W06H-P-GM
					296.00	50	880-D0720L50-04	50.00	374.60	456.00	323.63	2.00	88°	10	10.2	5000	
73.00	06C	06P	06P	06P	222.00	50	880-D0730L50-03	50.00	300.60	382.00	249.63	2.00	88°	10	8.9	5000	880-0604W06H-P-GM
					296.00	50	880-D0730L50-04	50.00	374.60	456.00	323.63	2.00	88°	10	10.2	5000	
74.00	06C	07P	06P	07P	222.00	50	880-D0740L50-03	50.00	300.60	382.00	249.63	2.00	88°	10	8.9	5000	880-0704W06H-P-GM
					296.00	50	880-D0740L50-04	50.00	374.60	456.00	323.63	2.00	88°	10	10.2	5000	
75.00	07C	07P	07P	07P	237.00	50	880-D0750L50-03	50.00	305.60	387.00	255.15	2.00	88°	10	10.7	5000	880-0704W06H-P-GM
					316.00	50	880-D0750L50-04	50.00	384.60	466.00	334.15	2.00	88°	10	12.7	5000	
76.00	07C	07P	07P	07P	237.00	50	880-D0760L50-03	50.00	305.60	387.00	255.15	2.00	88°	10	10.7	5000	880-0704W06H-P-GM
					316.00	50	880-D0760L50-04	50.00	384.60	466.00	334.15	2.00	88°	10	12.7	5000	
77.00	07C	07P	07P	07P	237.00	50	880-D0770L50-03	50.00	305.60	387.00	255.15	2.00	88°	10	10.7	5000	880-0704W06H-P-GM
					316.00	50	880-D0770L50-04	50.00	384.60	466.00	334.15	2.00	88°	10	12.7	5000	
78.00	07C	07P	07P	07P	237.00	50	880-D0780L50-03	50.00	305.60	387.00	255.15	2.00	88°	10	10.7	5000	880-0704W06H-P-GM
					316.00	50	880-D0780L50-04	50.00	384.60	466.00	334.15	2.00	88°	10	12.7	5000	
79.00	07C	07P	07P	07P	237.00	50	880-D0790L50-03	50.00	305.60	387.00	255.15	2.00	88°	10	10.7	5000	880-0704W06H-P-GM
					316.00	50	880-D0790L50-04	50.00	384.60	466.00	334.15	2.00	88°	10	12.7	5000	

Los cartuchos están incluidos, las plaquitas se venden por separado

K198 K38 O5 Q5 Q1 Q35

SANDVIK Coromant

Broca de plaquita intercambiable CoroDrill® 880

Adaptador del lado de la máquina VL

CNSC 1

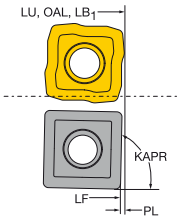

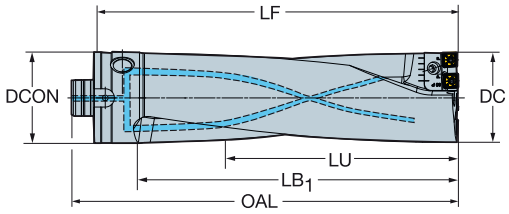

Diseño métrico

DC	C	I	I	P	LU	CZC_{MS}	Código de pedido	Dimensiones, mm DCON	LF	OAL	LB_1	PL	KAPR	CP Bar	Kg	RPMX	$MIID_P$
80.00	07C	07P	07P	07P	252.00	80	880-D0800V80-03	80.00	330.50	350.00	287.61	2.00	88°	10	12.7	5000	880-0704W06H-P-GM
					336.00	80	880-D0800V80-04	80.00	414.50	434.00	371.61	2.00	88°	10	15.1	5000	
81.00	07C	07P	07P	07P	252.00	80	880-D0810V80-03	80.00	330.50	350.00	287.61	2.00	88°	10	12.7	5000	880-0704W06H-P-GM
					336.00	80	880-D0810V80-04	80.00	414.50	434.00	371.61	2.00	88°	10	15.1	5000	
82.00	07C	07P	07P	07P	252.00	80	880-D0820V80-03	80.00	330.50	350.00	287.61	2.00	88°	10	12.7	5000	880-0704W06H-P-GM
					336.00	80	880-D0820V80-04	80.00	414.50	434.00	371.61	2.00	88°	10	15.1	5000	
83.00	07C	07P	07P	07P	252.00	80	880-D0830V80-03	80.00	330.50	350.00	287.61	2.00	88°	10	12.7	5000	880-0704W06H-P-GM
					336.00	80	880-D0830V80-04	80.00	414.50	434.00	371.61	2.00	88°	10	15.1	5000	
84.00	07C	07P	07P	07P	252.00	80	880-D0840V80-03	80.00	330.50	350.00	287.61	2.00	88°	10	12.7	5000	880-0704W06H-P-GM
					336.00	80	880-D0840V80-04	80.00	414.50	434.00	371.61	2.00	88°	10	15.1	5000	

Los cartuchos están incluidos, las plaquitas se venden por separado

K198 K38 O5 Q5 Q1 Q35

Broca de plaquita intercambiable CoroDrill® 880

Mango cilíndrico con plano de apriete, según ISO 9766

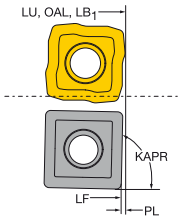

CNSC 1

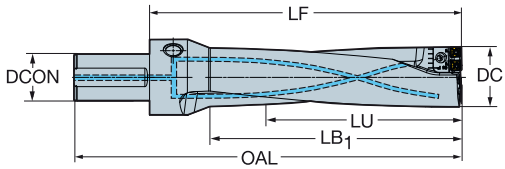

Diseño en pulgadas

DC	CIIP	LU	CZC_{MS}	Código de pedido	Dimensiones, pulg. DCON	LF	OAL	LB_1	PL	KAPR	CP PSI	Lbs	RPMX	$MIID_P$
2.559	06C 06P 06P 06P	8.149	2	880-D0650LX50-03	2.000	10.854	14.055	8.376	.078	88°	145	15.8	5000	880-0604W06H-P-GM
		10.866	2	880-D0650LX50-04	2.000	13.570	16.771	11.093	.078	88°	145	17.3	5000	
2.598	06C 06P 06P 06P	8.149	2	880-D0660LX50-03	2.000	10.854	14.055	8.376	.078	88°	145	15.8	5000	880-0604W06H-P-GM
		10.866	2	880-D0660LX50-04	2.000	13.570	16.771	11.093	.078	88°	145	17.3	5000	
2.637	06C 06P 06P 06P	8.149	2	880-D0670LX50-03	2.000	10.854	14.055	8.376	.078	88°	145	15.8	5000	880-0604W06H-P-GM
		10.866	2	880-D0670LX50-04	2.000	13.570	16.771	11.093	.078	88°	145	17.3	5000	
2.677	06C 06P 06P 06P	8.149	2	880-D0680LX50-03	2.000	10.854	14.055	8.376	.078	88°	145	15.8	5000	880-0604W06H-P-GM
		10.866	2	880-D0680LX50-04	2.000	13.570	16.771	11.093	.078	88°	145	17.3	5000	
2.716	06C 06P 06P 06P	8.149	2	880-D0690LX50-03	2.000	10.854	14.055	8.376	.078	88°	145	15.8	5000	880-0604W06H-P-GM
		10.866	2	880-D0690LX50-04	2.000	13.570	16.771	11.093	.078	88°	145	17.3	5000	
2.755	06C 06P 06P 06P	8.740	2	880-D0700LX50-03	2.000	11.834	15.039	9.827	.078	88°	145	19.5	5000	880-0604W06H-P-GM
		11.653	2	880-D0700LX50-04	2.000	14.748	17.952	12.741	.078	88°	145	22.4	5000	
2.795	06C 06P 06P 06P	8.740	2	880-D0710LX50-03	2.000	11.834	15.039	9.827	.078	88°	145	19.5	5000	880-0604W06H-P-GM
		11.653	2	880-D0710LX50-04	2.000	14.748	17.952	12.741	.078	88°	145	22.4	5000	
2.834	06C 06P 06P 06P	8.740	2	880-D0720LX50-03	2.000	11.834	15.039	9.827	.078	88°	145	19.5	5000	880-0604W06H-P-GM
		11.653	2	880-D0720LX50-04	2.000	14.748	17.952	12.741	.078	88°	145	22.4	5000	
2.874	06C 06P 06P 06P	8.740	2	880-D0730LX50-03	2.000	11.834	15.039	9.827	.078	88°	145	19.5	5000	880-0604W06H-P-GM
		11.653	2	880-D0730LX50-04	2.000	14.748	17.952	12.741	.078	88°	145	22.4	5000	
2.913	06C 07P 06P 07P	8.740	2	880-D0740LX50-03	2.000	11.834	15.039	9.827	.078	88°	145	19.5	5000	880-0704W06H-P-GM
		11.653	2	880-D0740LX50-04	2.000	14.748	17.952	12.741	.078	88°	145	22.4	5000	
2.952	07C 07P 07P 07P	9.330	2	880-D0750LX50-03	2.000	12.031	15.236	10.045	.078	88°	145	23.5	5000	880-0704W06H-P-GM
		12.440	2	880-D0750LX50-04	2.000	15.141	18.346	13.155	.078	88°	145	27.9	5000	
2.992	07C 07P 07P 07P	9.330	2	880-D0760LX50-03	2.000	12.031	15.236	10.045	.078	88°	145	23.5	5000	880-0704W06H-P-GM
		12.440	2	880-D0760LX50-04	2.000	15.141	18.346	13.155	.078	88°	145	27.9	5000	
3.031	07C 07P 07P 07P	9.330	2	880-D0770LX50-03	2.000	12.031	15.236	10.045	.078	88°	145	23.5	5000	880-0704W06H-P-GM
		12.440	2	880-D0770LX50-04	2.000	15.141	18.346	13.155	.078	88°	145	27.9	5000	
3.070	07C 07P 07P 07P	9.330	2	880-D0780LX50-03	2.000	12.031	15.236	10.045	.078	88°	145	23.5	5000	880-0704W06H-P-GM
		12.440	2	880-D0780LX50-04	2.000	15.141	18.346	13.155	.078	88°	145	27.9	5000	
3.110	07C 07P 07P 07P	9.330	2	880-D0790LX50-03	2.000	12.031	15.236	10.045	.078	88°	145	23.5	5000	880-0704W06H-P-GM
		12.440	2	880-D0790LX50-04	2.000	15.141	18.346	13.155	.078	88°	145	27.9	5000	
3.149	07C 07P 07P 07P	9.921	2	880-D0800LX63-03	2.500	13.011	17.070	11.323	.078	88°	145	27.9	5000	880-0704W06H-P-GM
		13.228	2	880-D0800LX63-04	2.500	16.318	20.378	14.630	.078	88°	145	33.2	5000	
3.188	07C 07P 07P 07P	9.921	2	880-D0810LX63-03	2.500	13.011	17.070	11.323	.078	88°	145	27.9	5000	880-0704W06H-P-GM
		13.228	2	880-D0810LX63-04	2.500	16.318	20.378	14.630	.078	88°	145	33.2	5000	
3.228	07C 07P 07P 07P	9.921	2	880-D0820LX63-03	2.500	13.011	17.070	11.323	.078	88°	145	27.9	5000	880-0704W06H-P-GM
		13.228	2	880-D0820LX63-04	2.500	16.318	20.378	14.630	.078	88°	145	33.2	5000	
3.267	07C 07P 07P 07P	9.921	2	880-D0830LX63-03	2.500	13.011	17.070	11.323	.078	88°	145	27.9	5000	880-0704W06H-P-GM
		13.228	2	880-D0830LX63-04	2.500	16.318	20.378	14.630	.078	88°	145	33.2	5000	
3.307	07C 07P 07P 07P	9.921	2	880-D0840LX63-03	2.500	13.011	17.070	11.323	.078	88°	145	27.9	5000	880-0704W06H-P-GM
		13.228	2	880-D0840LX63-04	2.500	16.318	20.378	14.630	.078	88°	145	33.2	5000	

Los cartuchos están incluidos, las plaquitas se venden por separado

K198 K38 O5 Q5 Q1 Q35

Manguito excéntrico

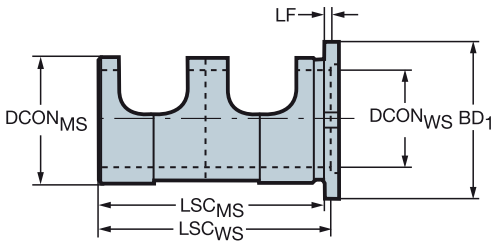

Versión métrica

CZC$_{MS}$	CZC$_{WS}$	ADJLN	ADJLX	Código de pedido	Dimensiones, mm DCON$_{MS}$	DCON$_{WS}$	DCON_WS	LF	BD$_1$
25	20	-0.30	0.30	**416.2-L20-25**	25.00	20.00	55.00	2.50	33.00
32	25	-0.30	0.30	**416.2-L25-32**	32.00	25.00	60.00	3.50	40.00
40	32	-0.30	0.30	**416.2-L32-40**	40.00	32.00	70.00	2.50	50.00
50	40	-0.30	0.30	**416.2-L40-50**	50.00	40.00	80.00	2.50	60.00

Versión en pulgadas

CZC$_{MS}$	CZC$_{WS}$	ADJLN	ADJLX	Código de pedido	Dimensiones, pulg. DCON$_{MS}$	DCON$_{WS}$	DCON_WS"	LF	BD$_1$
1	3/4	-.011	.011	**A416.2-LX19-25**	1.000	.750	2.165	.098	1.299
1 1/2	1 1/4	-.011	.011	**A416.2-LX31-38**	1.500	1.250	2.362	.137	1.968
1 1/4	1	-.011	.011	**A416.2-LX25-32**	1.250	1.000	2.756	.098	1.574
2	1 1/2	-.011	.011	**A416.2-LX38-51**	2.000	1.500	3.150	.098	2.362

ISO 13399 Q1 CNSC CXSC Q35

Plaquita para taladrado CoroDrill® 881

881..P

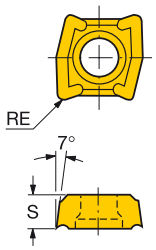

881..C

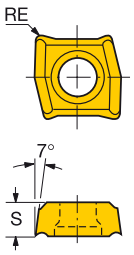

Plaquita central

	Código de pedido	INSUC	P	M		K	N	S		H	Dimensiones, mm, pulg.			
			1044	1044	1144	1044	1044	1044	1144	1044	S	S"	RE	RE"
02	881-02 02 04M-C-GM1	C	☆	☆	☆	☆	☆	☆	☆	☆	2.38	.093	0.40	.015
03	881-03 03 08M-C-GM1	C	☆	☆	☆	☆	☆	☆	☆	☆	3.17	.125	0.80	.031
04	881-04 03 08M-C-GM1	C	☆	☆	☆	☆	☆	☆	☆	☆	3.17	.125	0.80	.031

Plaquita periférica

	Código de pedido	INSUC	P		M			K		N	S		H		Dimensiones, mm, pulg.			
			4024	4044	2044	4024	4044	4024	4044	4044	2044	4044	4024	4044	S	S"	RE	RE"
02	881-02 02 04M-P-GM1	P	☆	☆	☆	☆	☆	☆	☆	☆	☆	☆	☆	☆	2.38	.093	0.40	.015
03	881-03 03 08M-P-GM1	P	☆	☆	☆	☆	☆	☆	☆	☆	☆	☆	☆	☆	3.17	.125	0.80	.031
04	881-04 03 08M-P-GM1	P	☆	☆	☆	☆	☆	☆	☆	☆	☆	☆	☆	☆	3.17	.125	0.80	.031

K199 K254 Q1

Broca de plaquita intercambiable CoroDrill® 881

Coromant Capto®

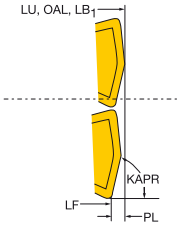

CNSC 1

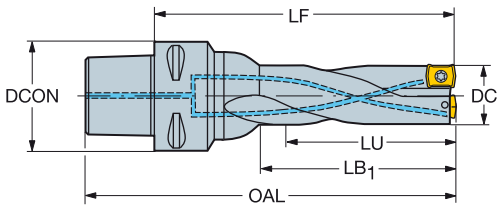

Diseño métrico

DC	C	P	LU	CZC_{MS}	ADJLX	TCHAL	TCHAU	Código de pedido	Dimensiones, mm DCON	LF	OAL	LB_1	PL	KAPR	CP Bar	Kg	RPMX	$MIID_P$
14.00	02	02	42.64	C4	1.00	-0.10	0.30	881-D1400C4-03	40.00	83.00	107.00	45.00	0.64	78°	10	0.3	30000	881-02 02 04M-P-GM1
			42.64	C5	1.00	-0.10	0.30	881-D1400C5-03	50.00	83.00	113.00	45.00	0.64	78°	10	0.3	30000	
			42.64	C6	1.00	-0.10	0.30	881-D1400C6-03	63.00	88.00	126.00	45.00	0.64	78°	10	1.1	30000	
			56.64	C4	1.00	-0.10	0.40	881-D1400C4-04	40.00	97.00	121.00	59.00	0.64	78°	10	0.3	19000	
			56.64	C5	1.00	-0.10	0.40	881-D1400C5-04	50.00	97.00	127.00	59.00	0.64	78°	10	0.6	19000	
			56.64	C6	1.00	-0.10	0.40	881-D1400C6-04	63.00	102.00	140.00	59.00	0.64	78°	10	1.1	19000	
14.50	02	02	44.64	C4	0.90	-0.10	0.30	881-D1450C4-03	40.00	85.00	109.00	46.00	0.64	78°	10	0.3	30000	881-02 02 04M-P-GM1
			44.64	C5	0.90	-0.10	0.30	881-D1450C5-03	50.00	85.00	115.00	46.00	0.64	78°	10	0.6	30000	
			44.64	C6	0.90	-0.10	0.30	881-D1450C6-03	63.00	90.00	128.00	46.00	0.64	78°	10	1.1	30000	
			58.64	C4	0.90	-0.10	0.40	881-D1450C4-04	40.00	100.00	124.00	61.00	0.64	78°	10	0.3	19000	
			58.64	C5	0.90	-0.10	0.40	881-D1450C5-04	50.00	100.00	130.00	61.00	0.64	78°	10	0.6	19000	
			58.64	C6	0.90	-0.10	0.40	881-D1450C6-04	63.00	105.00	143.00	61.00	0.64	78°	10	1.1	19000	
15.00	02	02	45.64	C4	0.85	-0.10	0.30	881-D1500C4-03	40.00	87.00	111.00	48.00	0.64	78°	10	0.4	30000	881-02 02 04M-P-GM1
			45.64	C5	0.85	-0.10	0.30	881-D1500C5-03	50.00	87.00	117.00	48.00	0.64	78°	10	0.6	30000	
			45.64	C6	0.85	-0.10	0.30	881-D1500C6-03	63.00	92.00	130.00	48.00	0.64	78°	10	1.1	30000	
			60.64	C4	0.85	-0.10	0.40	881-D1500C4-04	40.00	102.00	126.00	63.00	0.64	78°	10	0.4	19000	
			60.64	C5	0.85	-0.10	0.40	881-D1500C5-04	50.00	102.00	132.00	63.00	0.64	78°	10	0.6	19000	
			60.64	C6	0.85	-0.10	0.40	881-D1500C6-04	63.00	107.00	145.00	63.00	0.64	78°	10	1.1	19000	
15.50	02	02	47.64	C4	0.75	-0.10	0.30	881-D1550C4-03	40.00	89.00	113.00	50.00	0.64	78°	10	0.4	30000	881-02 02 04M-P-GM1
			47.64	C5	0.75	-0.10	0.30	881-D1550C5-03	50.00	89.00	119.00	50.00	0.64	78°	10	0.6	30000	
			47.64	C6	0.75	-0.10	0.30	881-D1550C6-03	63.00	94.00	132.00	50.00	0.64	78°	10	1.1	30000	
			62.64	C4	0.75	-0.10	0.40	881-D1550C4-04	40.00	104.00	128.00	65.00	0.64	78°	10	0.4	19000	
			62.64	C5	0.75	-0.10	0.40	881-D1550C5-04	50.00	104.00	134.00	65.00	0.64	78°	10	0.6	19000	
			62.64	C6	0.75	-0.10	0.40	881-D1550C6-04	63.00	109.00	147.00	65.00	0.64	78°	10	1.1	19000	
16.00	02	02	48.64	C4	0.70	-0.10	0.30	881-D1600C4-03	40.00	91.00	115.00	51.00	0.64	78°	10	0.4	30000	881-02 02 04M-P-GM1
			48.64	C5	0.70	-0.10	0.30	881-D1600C5-03	50.00	91.00	121.00	51.00	0.64	78°	10	0.6	30000	
			48.64	C6	0.70	-0.10	0.30	881-D1600C6-03	63.00	96.00	134.00	51.00	0.64	78°	10	1.1	30000	
			64.64	C4	0.70	-0.10	0.40	881-D1600C4-04	40.00	107.00	131.00	67.00	0.64	78°	10	0.4	19000	
			64.64	C5	0.70	-0.10	0.40	881-D1600C5-04	50.00	107.00	137.00	67.00	0.64	78°	10	0.6	19000	
			64.64	C6	0.70	-0.10	0.40	881-D1600C6-04	63.00	112.00	150.00	67.00	0.64	78°	10	1.1	19000	
16.50	02	02	50.64	C4	0.60	-0.10	0.30	881-D1650C4-03	40.00	93.00	117.00	53.00	0.64	78°	10	0.4	30000	881-02 02 04M-P-GM1
			50.64	C5	0.60	-0.10	0.30	881-D1650C5-03	50.00	93.00	123.00	53.00	0.64	78°	10	0.6	30000	
			50.64	C6	0.60	-0.10	0.30	881-D1650C6-03	63.00	98.00	136.00	53.00	0.64	78°	10	1.1	30000	
			66.64	C4	0.60	-0.10	0.40	881-D1650C4-04	40.00	109.00	133.00	69.00	0.64	78°	10	0.4	19000	
			66.64	C5	0.60	-0.10	0.40	881-D1650C5-04	50.00	109.00	139.00	69.00	0.64	78°	10	0.6	19000	
			66.64	C6	0.60	-0.10	0.40	881-D1650C6-04	63.00	114.00	152.00	69.00	0.64	78°	10	1.1	19000	
17.00	02	02	51.64	C4	0.50	-0.10	0.30	881-D1700C4-03	40.00	94.00	118.00	54.00	0.64	78°	10	0.4	30000	881-02 02 04M-P-GM1
			51.64	C5	0.50	-0.10	0.30	881-D1700C5-03	50.00	94.00	124.00	54.00	0.64	78°	10	0.6	30000	
			51.64	C6	0.50	-0.10	0.30	881-D1700C6-03	63.00	99.00	137.00	54.00	0.64	78°	10	1.1	30000	
			68.64	C4	0.50	-0.10	0.40	881-D1700C4-04	40.00	111.00	135.00	71.00	0.64	78°	10	0.4	19000	
			68.64	C5	0.50	-0.10	0.40	881-D1700C5-04	50.00	111.00	141.00	71.00	0.64	78°	10	0.6	19000	
			68.64	C6	0.50	-0.10	0.40	881-D1700C6-04	63.00	116.00	154.00	71.00	0.64	78°	10	1.1	19000	
17.50	03	03	54.38	C4	1.00	-0.10	0.30	881-D1750C4-03	40.00	102.00	126.00	56.00	1.38	79°	10	0.4	21500	881-03 03 08M-P-GM1
			54.38	C5	1.00	-0.10	0.30	881-D1750C5-03	50.00	102.00	132.00	56.00	1.38	79°	10	0.6	21500	
			54.38	C6	1.00	-0.10	0.30	881-D1750C6-03	63.00	107.00	145.00	56.00	1.38	79°	10	1.2	21500	
			71.38	C4	1.00	-0.10	0.40	881-D1750C4-04	40.00	119.00	143.00	73.00	1.38	79°	10	0.4	17500	
			71.38	C5	1.00	-0.10	0.40	881-D1750C5-04	50.00	119.00	149.00	73.00	1.38	79°	10	0.7	17500	
			71.38	C6	1.00	-0.10	0.40	881-D1750C6-04	63.00	124.00	162.00	73.00	1.38	79°	10	1.2	17500	

K62 O5 Q5 Q1 Q35

Broca de plaquita intercambiable CoroDrill® 881

Coromant Capto®

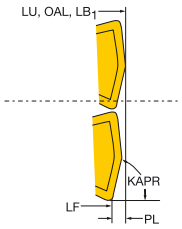

CNSC 1

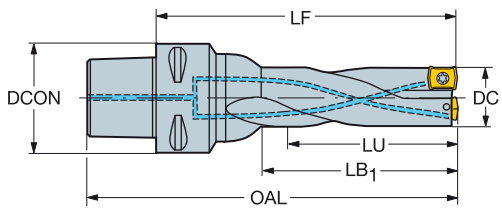

Diseño métrico

DC	C	P	LU	CZC$_{MS}$	ADJLX	TCHAL	TCHAU	Código de pedido	Dimensiones, mm DCON	LF	OAL	LB$_1$	PL	KAPR	CP Bar	Kg	RPMX	MIID$_P$
18.00	03	03	55.38	C4	0.90	-0.10	0.30	881-D1800C4-03	40.00	103.00	127.00	57.00	1.38	79°	10	0.4	21500	881-03 03 08M-P-GM1
			55.38	C5	0.90	-0.10	0.30	881-D1800C5-03	50.00	103.00	133.00	57.00	1.38	79°	10	0.7	21500	
			55.38	C6	0.90	-0.10	0.30	881-D1800C6-03	63.00	108.00	146.00	57.00	1.38	79°	10	1.2	21500	
			73.38	C4	0.90	-0.10	0.40	881-D1800C4-04	40.00	121.00	145.00	75.00	1.38	79°	10	0.4	17500	
			73.38	C5	0.90	-0.10	0.40	881-D1800C5-04	50.00	121.00	151.00	75.00	1.38	79°	10	0.7	17500	
			73.38	C6	0.90	-0.10	0.40	881-D1800C6-04	63.00	126.00	164.00	75.00	1.38	79°	10	1.2	17500	
18.50	03	03	57.38	C4	0.85	-0.10	0.30	881-D1850C4-03	40.00	105.00	129.00	59.00	1.38	79°	10	0.4	21500	881-03 03 08M-P-GM1
			57.38	C5	0.85	-0.10	0.30	881-D1850C5-03	50.00	105.00	135.00	59.00	1.38	79°	10	0.7	21500	
			57.38	C6	0.85	-0.10	0.30	881-D1850C6-03	63.00	110.00	148.00	59.00	1.38	79°	10	1.2	21500	
			75.38	C4	0.85	-0.10	0.40	881-D1850C4-04	40.00	123.00	147.00	77.00	1.38	79°	10	0.4	17500	
			75.38	C5	0.85	-0.10	0.40	881-D1850C5-04	50.00	123.00	153.00	77.00	1.38	79°	10	0.7	17500	
			75.38	C6	0.85	-0.10	0.40	881-D1850C6-04	63.00	128.00	166.00	77.00	1.38	79°	10	1.3	17500	
19.00	03	03	58.38	C4	0.80	-0.10	0.30	881-D1900C4-03	40.00	106.00	130.00	60.00	1.38	79°	10	0.4	21500	881-03 03 08M-P-GM1
			58.38	C5	0.80	-0.10	0.30	881-D1900C5-03	50.00	106.00	136.00	60.00	1.38	79°	10	0.7	21500	
			58.38	C6	0.80	-0.10	0.30	881-D1900C6-03	63.00	111.00	149.00	60.00	1.38	79°	10	1.2	21500	
			77.38	C4	0.80	-0.10	0.40	881-D1900C4-04	40.00	125.00	149.00	79.00	1.38	79°	10	0.4	17500	
			77.38	C5	0.80	-0.10	0.40	881-D1900C5-04	50.00	125.00	155.00	79.00	1.38	79°	10	0.7	17500	
			77.38	C6	0.80	-0.10	0.40	881-D1900C6-04	63.00	130.00	168.00	79.00	1.38	79°	10	1.3	17500	
19.50	03	03	60.38	C4	0.75	-0.10	0.30	881-D1950C4-03	40.00	109.00	133.00	62.00	1.38	79°	10	0.4	21500	881-03 03 08M-P-GM1
			60.38	C5	0.75	-0.10	0.30	881-D1950C5-03	50.00	109.00	139.00	62.00	1.38	79°	10	0.7	21500	
			60.38	C6	0.75	-0.10	0.30	881-D1950C6-03	63.00	114.00	152.00	62.00	1.38	79°	10	1.2	21500	
			79.38	C4	0.75	-0.10	0.40	881-D1950C4-04	40.00	129.00	153.00	82.00	1.38	79°	10	0.4	17500	
			79.38	C5	0.75	-0.10	0.40	881-D1950C5-04	50.00	129.00	159.00	82.00	1.38	79°	10	0.7	17500	
			79.38	C6	0.75	-0.10	0.40	881-D1950C6-04	63.00	134.00	172.00	82.00	1.38	79°	10	1.3	17500	
20.00	03	03	61.38	C4	0.75	-0.10	0.30	881-D2000C4-03	40.00	111.00	135.00	64.00	1.38	79°	10	0.4	21500	881-03 03 08M-P-GM1
			61.38	C5	0.75	-0.10	0.30	881-D2000C5-03	50.00	111.00	141.00	64.00	1.38	79°	10	0.7	21500	
			61.38	C6	0.75	-0.10	0.30	881-D2000C6-03	63.00	111.00	149.00	64.00	1.38	79°	10	1.2	21500	
			81.38	C4	0.75	-0.10	0.40	881-D2000C4-04	40.00	131.00	155.00	84.00	1.38	79°	10	0.4	17500	
			81.38	C5	0.75	-0.10	0.40	881-D2000C5-04	50.00	131.00	161.00	84.00	1.38	79°	10	0.7	17500	
			81.38	C6	0.75	-0.10	0.40	881-D2000C6-04	63.00	136.00	174.00	84.00	1.38	79°	10	1.3	17500	
21.00	04	04	64.53	C4	1.50	-0.10	0.30	881-D2100C4-03	40.00	114.00	138.00	66.00	1.53	79°	10	0.5	16000	881-04 03 08M-P-GM1
			64.53	C5	1.50	-0.10	0.30	881-D2100C5-03	50.00	114.00	144.00	66.00	1.53	79°	10	0.7	16000	
			64.53	C6	1.50	-0.10	0.30	881-D2100C6-03	63.00	119.00	157.00	66.00	1.53	79°	10	1.3	16000	
			85.53	C4	1.50	-0.10	0.40	881-D2100C4-04	40.00	135.00	159.00	87.00	1.53	79°	10	0.5	15500	
			85.53	C5	1.50	-0.10	0.40	881-D2100C5-04	50.00	135.00	165.00	87.00	1.53	79°	10	0.7	15500	
			85.53	C6	1.50	-0.10	0.40	881-D2100C6-04	63.00	140.00	178.00	87.00	1.53	79°	10	1.3	15500	
22.00	04	04	67.53	C4	1.25	-0.10	0.30	881-D2200C4-03	40.00	117.00	141.00	69.00	1.53	79°	10	0.5	16000	881-04 03 08M-P-GM1
			67.53	C5	1.25	-0.10	0.30	881-D2200C5-03	50.00	117.00	147.00	69.00	1.53	79°	10	0.7	16000	
			67.53	C6	1.25	-0.10	0.30	881-D2200C6-03	63.00	122.00	160.00	69.00	1.53	79°	10	1.3	16000	
			89.53	C4	1.25	-0.10	0.40	881-D2200C4-04	40.00	139.00	163.00	91.00	1.53	79°	10	0.5	15500	
			89.53	C5	1.25	-0.10	0.40	881-D2200C5-04	50.00	139.00	169.00	91.00	1.53	79°	10	0.8	15500	
			89.53	C6	1.25	-0.10	0.40	881-D2200C6-04	63.00	144.00	182.00	91.00	1.53	79°	10	1.3	15500	
23.00	04	04	70.53	C4	1.00	-0.10	0.30	881-D2300C4-03	40.00	126.00	150.00	72.00	1.53	79°	10	0.5	16000	881-04 03 08M-P-GM1
			70.53	C5	1.00	-0.10	0.30	881-D2300C5-03	50.00	121.00	151.00	72.00	1.53	79°	10	0.7	16000	
			70.53	C6	1.00	-0.10	0.30	881-D2300C6-03	63.00	126.00	164.00	72.00	1.53	79°	10	1.3	16000	
			93.53	C4	1.00	-0.10	0.40	881-D2300C4-04	40.00	144.00	168.00	95.00	1.53	79°	10	0.5	15500	
			93.53	C5	1.00	-0.10	0.40	881-D2300C5-04	50.00	144.00	174.00	95.00	1.53	79°	10	0.8	15500	
			93.53	C6	1.00	-0.10	0.40	881-D2300C6-04	63.00	149.00	187.00	95.00	1.53	79°	10	1.3	15500	

K62

O5

Q5

ISO 13399 Q1

CNSC CXSC Q35

SANDVIK Coromant

Broca de plaquita intercambiable CoroDrill® 881

Mango cilíndrico con plano de apriete, según ISO 9766

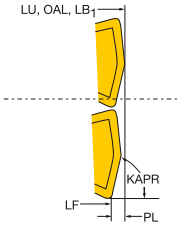

CNSC 1

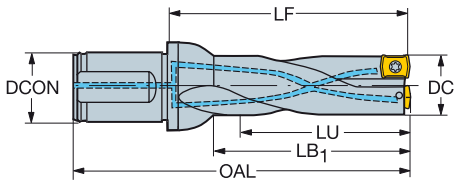

Diseño métrico

DC	C	P	LU	CZC_{MS}	ADJLX	TCHAL	TCHAU	Código de pedido	Dimensiones, mm DCON	LF	OAL	LB_1	PL	KAPR	CP Bar	Kg	RPMX	$MIID_P$
14.00	02	02	28.64	20	1.00	-0.10	0.30	881-D1400L20-02	20.00	44.00	94.00	31.00	0.64	78°	10	0.2	33000	881-02 02 04M-P-GM1
			42.64	20	1.00	-0.10	0.30	881-D1400L20-03	20.00	58.00	108.00	45.00	0.64	78°	10	0.2	30000	
			56.64	20	1.00	-0.10	0.40	881-D1400L20-04	20.00	72.00	122.00	59.00	0.64	78°	10	0.2	19000	
			70.64	20	1.00	-0.10	0.40	881-D1400L20-05	20.00	86.00	136.00	73.00	0.64	78°	10	0.2	13500	
14.50	02	02	29.64	20	0.90	-0.10	0.30	881-D1450L20-02	20.00	46.00	96.00	32.00	0.64	78°	10	0.2	33000	881-02 02 04M-P-GM1
			44.64	20	0.90	-0.10	0.30	881-D1450L20-03	20.00	60.00	110.00	46.00	0.64	78°	10	0.2	30000	
			58.64	20	0.90	-0.10	0.40	881-D1450L20-04	20.00	75.00	125.00	61.00	0.64	78°	10	0.2	19000	
			72.64	20	0.90	-0.10	0.40	881-D1450L20-05	20.00	89.00	139.00	75.00	0.64	78°	10	0.2	13500	
15.00	02	02	30.64	20	0.85	-0.10	0.30	881-D1500L20-02	20.00	47.00	97.00	33.00	0.64	78°	10	0.2	33000	881-02 02 04M-P-GM1
			45.64	20	0.85	-0.10	0.30	881-D1500L20-03	20.00	62.00	112.00	48.00	0.64	78°	10	0.2	30000	
			60.64	20	0.85	-0.10	0.40	881-D1500L20-04	20.00	77.00	127.00	63.00	0.64	78°	10	0.2	19000	
			75.64	20	0.85	-0.10	0.40	881-D1500L20-05	20.00	92.00	142.00	78.00	0.64	78°	10	0.2	13500	
15.50	02	02	31.64	20	0.75	-0.10	0.30	881-D1550L20-02	20.00	49.00	99.00	35.00	0.64	78°	10	0.2	33000	881-02 02 04M-P-GM1
			47.64	20	0.75	-0.10	0.30	881-D1550L20-03	20.00	64.00	114.00	50.00	0.64	78°	10	0.2	30000	
			62.64	20	0.75	-0.10	0.40	881-D1550L20-04	20.00	79.00	129.00	65.00	0.64	78°	10	0.2	19000	
			78.64	20	0.75	-0.10	0.40	881-D1550L20-05	20.00	95.00	145.00	81.00	0.64	78°	10	0.2	13500	
16.00	02	02	32.64	20	0.70	-0.10	0.30	881-D1600L20-02	20.00	51.00	101.00	36.00	0.64	78°	10	0.2	33000	881-02 02 04M-P-GM1
			48.64	20	0.70	-0.10	0.30	881-D1600L20-03	20.00	66.00	116.00	51.00	0.64	78°	10	0.2	30000	
			64.64	20	0.70	-0.10	0.40	881-D1600L20-04	20.00	82.00	132.00	67.00	0.64	78°	10	0.2	19000	
			80.64	20	0.70	-0.10	0.40	881-D1600L20-05	20.00	98.00	148.00	83.00	0.64	78°	10	0.2	13500	
16.50	02	02	33.64	20	0.60	-0.10	0.30	881-D1650L20-02	20.00	52.00	102.00	37.00	0.64	78°	10	0.2	33000	881-02 02 04M-P-GM1
			50.64	20	0.60	-0.10	0.30	881-D1650L20-03	20.00	68.00	118.00	53.00	0.64	78°	10	0.2	30000	
			66.64	20	0.60	-0.10	0.40	881-D1650L20-04	20.00	84.00	134.00	69.00	0.64	78°	10	0.2	19000	
			83.64	20	0.60	-0.10	0.40	881-D1650L20-05	20.00	101.00	151.00	86.00	0.64	78°	10	0.2	13500	
17.00	02	02	34.64	20	0.50	-0.10	0.30	881-D1700L20-02	20.00	53.00	103.00	38.00	0.64	78°	10	0.2	33000	881-02 02 04M-P-GM1
			51.64	20	0.50	-0.10	0.30	881-D1700L20-03	20.00	69.00	119.00	54.00	0.64	78°	10	0.2	30000	
			68.64	20	0.50	-0.10	0.40	881-D1700L20-04	20.00	86.00	136.00	71.00	0.64	78°	10	0.2	19000	
			85.64	20	0.50	-0.10	0.40	881-D1700L20-05	20.00	103.00	153.00	88.00	0.64	78°	10	0.2	13500	
17.50	03	03	36.38	25	1.00	-0.10	0.30	881-D1750L25-02	25.00	55.00	111.00	39.00	1.38	79°	10	0.3	21500	881-03 03 08M-P-GM1
			54.38	25	1.00	-0.10	0.30	881-D1750L25-03	25.00	72.00	128.00	56.00	1.38	79°	10	0.3	21500	
			71.38	25	1.00	-0.10	0.40	881-D1750L25-04	25.00	89.00	145.00	73.00	1.38	79°	10	0.3	17500	
			89.38	25	1.00	-0.10	0.40	881-D1750L25-05	25.00	107.00	163.00	91.00	1.38	79°	10	0.3	12000	
18.00	03	03	37.38	25	0.90	-0.10	0.30	881-D1800L25-02	25.00	56.00	112.00	40.00	1.38	79°	10	0.3	21500	881-03 03 08M-P-GM1
			55.38	25	0.90	-0.10	0.30	881-D1800L25-03	25.00	73.00	129.00	57.00	1.38	79°	10	0.3	21500	
			73.38	25	0.90	-0.10	0.40	881-D1800L25-04	25.00	91.00	147.00	75.00	1.38	79°	10	0.3	17500	
			91.38	25	0.90	-0.10	0.40	881-D1800L25-05	25.00	109.00	165.00	93.00	1.38	79°	10	0.3	12000	
18.50	03	03	38.38	25	0.85	-0.10	0.30	881-D1850L25-02	25.00	57.00	113.00	41.00	1.38	79°	10	0.3	21500	881-03 03 08M-P-GM1
			57.38	25	0.85	-0.10	0.30	881-D1850L25-03	25.00	75.00	131.00	60.00	1.38	79°	10	0.3	21500	
			75.38	25	0.85	-0.10	0.40	881-D1850L25-04	25.00	93.00	149.00	77.00	1.38	79°	10	0.3	17500	
			94.38	25	0.85	-0.10	0.40	881-D1850L25-05	25.00	112.00	168.00	96.00	1.38	79°	10	0.3	12000	
19.00	03	03	39.38	25	0.80	-0.10	0.30	881-D1900L25-02	25.00	58.00	114.00	42.00	1.38	79°	10	0.3	21500	881-03 03 08M-P-GM1
			58.38	25	0.80	-0.10	0.30	881-D1900L25-03	25.00	76.00	132.00	60.00	1.38	79°	10	0.3	21500	
			77.38	25	0.80	-0.10	0.40	881-D1900L25-04	25.00	95.00	151.00	79.00	1.38	79°	10	0.3	17500	
			96.38	25	0.80	-0.10	0.40	881-D1900L25-05	25.00	114.00	170.00	98.00	1.38	79°	10	0.3	12000	
19.50	03	03	40.38	25	0.75	-0.10	0.30	881-D1950L25-02	25.00	60.00	116.00	43.00	1.38	79°	10	0.3	21500	881-03 03 08M-P-GM1
			60.38	25	0.75	-0.10	0.30	881-D1950L25-03	25.00	79.00	135.00	62.00	1.38	79°	10	0.3	21500	
			79.38	25	0.75	-0.10	0.40	881-D1950L25-04	25.00	99.00	155.00	82.00	1.38	79°	10	0.3	17500	
			98.38	25	0.75	-0.10	0.40	881-D1950L25-05	25.00	118.00	174.00	101.00	1.38	79°	10	0.3	12000	

K62

O5

Q5

Q1

Q35

Broca de plaquita intercambiable CoroDrill® 881

Mango cilíndrico con plano de apriete, según ISO 9766

CNSC 1

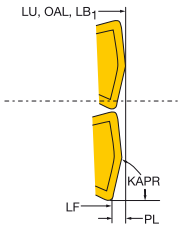

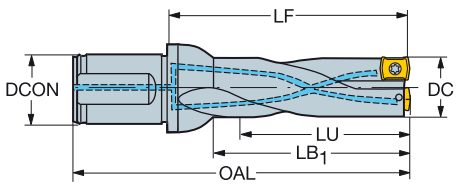

Diseño métrico

DC	C	P	LU	CZC$_{MS}$	ADJLX	TCHAL	TCHAU	Código de pedido	Dimensiones, mm DCON	LF	OAL	LB$_1$	PL	KAPR	CP Bar	Kg	RPMX	MIID$_P$
20.00	03	03	41.38	25	0.75	-0.10	0.30	881-D2000L25-02	25.00	61.00	117.00	44.00	1.38	79°	10	0.3	21500	881-03 03 08M-P-GM1
			61.38	25	0.75	-0.10	0.30	881-D2000L25-03	25.00	81.00	137.00	64.00	1.38	79°	10	0.3	21500	
			81.38	25	0.75	-0.10	0.40	881-D2000L25-04	25.00	101.00	157.00	84.00	1.38	79°	10	0.3	17500	
			101.38	25	0.75	-0.10	0.40	881-D2000L25-05	25.00	121.00	177.00	104.00	1.38	79°	10	0.3	12000	
20.50	03	03	63.38	25	0.70	-0.10	0.30	881-D2050L25-03	25.00	83.00	139.00	66.00	1.38	79°	10	0.3	21500	881-03 03 08M-P-GM1
21.00	04	04	43.53	25	1.50	-0.10	0.30	881-D2100L25-02	25.00	64.00	120.00	46.00	1.53	79°	10	0.3	16000	881-04 03 08M-P-GM1
			64.53	25	1.50	-0.10	0.30	881-D2100L25-03	25.00	84.00	140.00	66.00	1.53	79°	10	0.3	16000	
			85.53	25	1.50	-0.10	0.40	881-D2100L25-04	25.00	105.00	161.00	87.00	1.53	79°	10	0.3	15500	
			106.53	25	1.50	-0.10	0.40	881-D2100L25-05	25.00	126.00	182.00	108.00	1.53	79°	10	0.3	10500	
21.50	04	04	66.53	25	1.30	-0.10	0.30	881-D2150L25-03	25.00	86.00	142.00	68.00	1.53	79°	10	0.3	16000	881-04 03 08M-P-GM1
22.00	04	04	45.53	25	1.25	-0.10	0.30	881-D2200L25-02	25.00	66.00	122.00	48.00	1.53	79°	10	0.3	16000	881-04 03 08M-P-GM1
			67.53	25	1.25	-0.10	0.30	881-D2200L25-03	25.00	87.00	143.00	69.00	1.53	79°	10	0.3	16000	
			89.53	25	1.25	-0.10	0.40	881-D2200L25-04	25.00	109.00	165.00	91.00	1.53	79°	10	0.3	15500	
			111.53	25	1.25	-0.10	0.40	881-D2200L25-05	25.00	131.00	187.00	113.00	1.53	79°	10	0.3	10500	
22.50	04	04	69.53	25	1.10	-0.10	0.30	881-D2250L25-03	25.00	90.00	146.00	71.00	1.53	79°	10	0.3	16000	881-04 03 08M-P-GM1
23.00	04	04	47.53	25	1.00	-0.10	0.30	881-D2300L25-02	25.00	69.00	125.00	50.00	1.53	79°	10	0.3	16000	881-04 03 08M-P-GM1
			70.53	25	1.00	-0.10	0.30	881-D2300L25-03	25.00	91.00	147.00	72.00	1.53	79°	10	0.3	16000	
			93.53	25	1.00	-0.10	0.40	881-D2300L25-04	25.00	113.00	169.00	95.00	1.53	79°	10	0.4	15500	
			117.53	25	1.00	-0.10	0.40	881-D2300L25-05	25.00	138.00	194.00	119.00	1.53	79°	10	0.4	10500	
23.50	04	04	72.53	25	0.70	-0.10	0.30	881-D2350L25-03	25.00	93.00	149.00	74.00	1.53	79°	10	0.4	16000	881-04 03 08M-P-GM1

K62

O5

Q5

ISO 13399 Q1

CNSC CXSC Q35

SANDVIK Coromant

Broca de plaquita intercambiable CoroDrill® 881

Mango cilíndrico con plano de apriete, según ISO 9766

CNSC 1

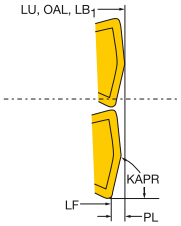

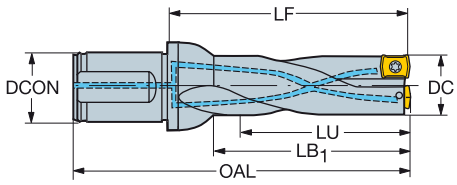

Diseño en pulgadas

DC	C	P	LU	CZC_{MS}	ADJLX	TCHAL	TCHAU	Código de pedido	Dimensiones, pulg. DCON	LF	OAL	LB_1	PL	KAPR	CP PSI	Lbs	RPMX	$MIID_P$
.562	02	02	1.149	3/4	.035	-0	.011	A881-D0562LX19-02	.750	1.787	3.756	1.237	.025	84°	145	0.4	33000	881-02 02 04M-P-GM1
			1.711	3/4	.035	-0	.011	A881-D0562LX19-03	.750	2.204	4.173	1.810	.025	84°	145	0.4	30000	
			2.273	3/4	.035	-0	.015	A881-D0562LX19-04	.750	2.912	4.881	2.362	.025	84°	145	0.4	19000	
			2.835	3/4	.035	-0	.015	A881-D0562LX19-05	.750	3.472	5.441	2.922	.025	84°	145	0.4	13500	
.625	02	02	1.275	3/4	.027	-0	.011	A881-D0625LX19-02	.750	1.965	3.933	1.375	.025	84°	145	0.4	33000	881-02 02 04M-P-GM1
			1.900	3/4	.027	-0	.011	A881-D0625LX19-03	.750	2.597	4.566	2.007	.025	84°	145	0.4	30000	
			2.525	3/4	.027	-0	.015	A881-D0625LX19-04	.750	3.227	5.196	2.637	.025	84°	145	0.4	19000	
			3.150	3/4	.027	-0	.015	A881-D0625LX19-05	.750	3.840	5.808	3.250	.025	84°	145	0.4	13500	
.655	02	02	1.337	3/4	.022	-0	.011	A881-D0656LX19-02	.750	2.034	4.002	1.444	.025	84°	145	0.4	33000	881-02 02 04M-P-GM1
			1.993	3/4	.022	-0	.011	A881-D0656LX19-03	.750	2.715	4.684	2.125	.025	84°	145	0.4	30000	
			2.649	3/4	.022	-0	.015	A881-D0656LX19-04	.750	3.345	5.314	2.755	.025	84°	145	0.4	19000	
			3.305	3/4	.022	-0	.015	A881-D0656LX19-05	.750	4.000	5.969	3.410	.025	84°	145	0.4	13500	
.687	03	03	1.428	1	.039	-0	.011	A881-D0687LX25-02	1.000	2.087	4.292	1.497	.054	84°	145	0.6	21500	881-03 03 08M-P-GM1
			2.115	1	.039	-0	.011	A881-D0687LX25-03	1.000	2.795	4.999	2.205	.054	84°	145	0.6	21500	
			2.802	1	.039	-0	.015	A881-D0687LX25-04	1.000	3.464	5.668	2.874	.054	84°	145	0.6	17500	
			3.489	1	.039	-0	.015	A881-D0687LX25-05	1.000	4.162	6.366	3.572	.054	84°	145	0.6	1200	
.750	03	03	1.554	1	.030	-0	.011	A881-D0750LX25-02	1.000	2.304	4.508	1.635	.054	84°	145	0.6	21500	881-03 03 08M-P-GM1
			2.304	1	.030	-0	.011	A881-D0750LX25-03	1.000	3.070	5.275	2.402	.054	84°	145	0.6	21500	
			3.054	1	.030	-0	.015	A881-D0750LX25-04	1.000	3.817	6.022	3.149	.054	84°	145	0.6	17500	
			3.804	1	.030	-0	.015	A881-D0750LX25-05	1.000	4.554	6.758	3.885	.054	84°	145	0.6	1200	
.812	03	03	1.678	1	.029	-0	.011	A881-D0812LX25-02	1.000	2.440	4.644	1.770	.054	84°	145	0.6	21500	881-03 03 08M-P-GM1
			2.490	1	.029	-0	.011	A881-D0812LX25-03	1.000	3.267	5.471	2.597	.054	84°	145	0.6	21500	
			3.302	1	.029	-0	.015	A881-D0812LX25-04	1.000	4.054	6.258	3.385	.054	84°	145	0.6	17500	
			4.114	1	.029	-0	.015	A881-D0812LX25-05	1.000	4.875	7.079	4.205	.054	84°	145	0.6	1200	
.875	04	04	1.810	1	.047	-0	.011	A881-D0875LX25-02	1.000	2.630	4.834	1.882	.060	84°	145	0.6	16000	881-04 03 08M-P-GM1
			2.685	1	.047	-0	.011	A881-D0875LX25-03	1.000	3.504	5.708	2.755	.060	84°	145	0.6	16000	
			3.560	1	.047	-0	.015	A881-D0875LX25-04	1.000	4.370	6.574	3.622	.060	84°	145	0.6	15500	
			4.435	1	.047	-0	.015	A881-D0875LX25-05	1.000	5.254	7.458	4.505	.060	84°	145	0.6	10500	
.937	04	04	1.934	1	.029	-0	.011	A881-D0937LX25-02	1.000	2.762	4.967	2.015	.060	84°	145	0.6	16000	881-04 03 08M-P-GM1
			2.871	1	.029	-0	.011	A881-D0937LX25-03	1.000	3.700	5.905	2.952	.060	84°	145	0.6	16000	
			3.808	1	.029	-0	.015	A881-D0937LX25-04	1.000	4.605	6.810	3.857	.060	84°	145	0.6	15500	
			4.745	1	.029	-0	.015	A881-D0937LX25-05	1.000	5.572	7.777	4.824	.060	84°	145	0.6	10500	

K62

O5

Q5

ISO 13399 Q1

CNSC CXSC Q35

Broca de plaquita intercambiable CoroDrill® 881

Mango cilíndrico con mango aplanado US P

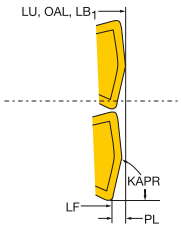

CNSC 7

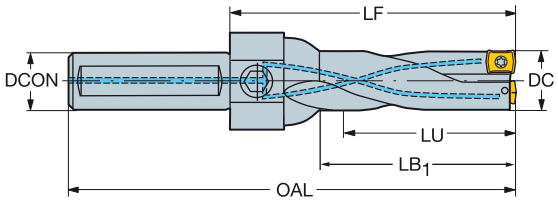

Diseño en pulgadas

DC	C	P	LU	CZC$_{MS}$	ADJLX	TCHAL	TCHAU	Código de pedido	Dimensiones, pulg. DCON	LF	OAL	LB$_1$	PL	KAPR	CP PSI	Lbs	RPMX	MIID$_P$
.562	02	02	1.711	3/4	.035	-0	.011	A881-D0562P19-03	.750	3.149	5.117	1.810	.025	84°	145	0.4	30000	881-02 02 04M-P-GM1
			2.273	3/4	.035	-0	.015	A881-D0562P19-04	.750	3.700	5.668	2.362	.025	84°	145	0.4	19000	
.625	02	02	1.900	3/4	.027	-0	.011	A881-D0625P19-03	.750	3.385	5.354	2.007	.025	84°	145	0.4	30000	881-02 02 04M-P-GM1
			2.525	3/4	.027	-0	.015	A881-D0625P19-04	.750	4.015	5.984	2.637	.025	84°	145	0.4	19000	
.655	02	02	1.993	3/4	.022	-0	.011	A881-D0656P19-03	.750	3.465	5.433	2.087	.025	84°	145	0.4	30000	881-02 02 04M-P-GM1
			2.649	3/4	.022	-0	.015	A881-D0656P19-04	.750	4.134	6.102	2.755	.025	84°	145	0.4	19000	
.687	03	03	2.115	1	.039	-0	.011	A881-D0687P25-03	1.000	3.622	5.826	2.205	.054	84°	145	0.6	21500	881-03 03 08M-P-GM1
			2.802	1	.039	-0	.015	A881-D0687P25-04	1.000	4.290	7.291	2.874	.054	84°	145	0.6	19000	
.750	03	03	2.304	1	.030	-0	.011	A881-D0750P25-03	1.000	3.857	6.062	2.402	.054	84°	145	0.6	21500	881-03 03 08M-P-GM1
			3.054	1	.030	-0	.015	A881-D0750P25-04	1.000	4.605	6.809	3.149	.054	84°	145	0.6	17500	
.812	03	03	2.490	1	.029	-0	.011	A881-D0812P25-03	1.000	4.094	6.298	2.597	.054	84°	145	0.6	21500	881-03 03 08M-P-GM1
			3.302	1	.029	-0	.015	A881-D0812P25-04	1.000	4.880	7.085	3.385	.054	84°	145	0.6	17500	
.875	04	04	2.685	1 1/4	.047	-0	.011	A881-D0875P31-03	1.250	4.290	6.653	2.755	.060	84°	145	0.6	16000	881-04 03 08M-P-GM1
			3.560	1 1/4	.047	-0	.015	A881-D0875P31-04	1.250	5.157	7.519	3.622	.060	84°	145	0.6	15500	
.937	04	04	2.871	1 1/4	.029	-0	.011	A881-D0937P31-03	1.250	4.527	6.890	2.952	.060	84°	145	0.6	16000	881-04 03 08M-P-GM1
			3.808	1 1/4	.029	-0	.015	A881-D0937P31-04	1.250	5.432	7.795	3.857	.060	84°	145	0.6	15500	

K62

O5

Q5

ISO 13399 Q1

CNSC CXSC Q35

SANDVIK Coromant

Plaquita Coromant U para taladrado



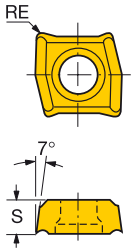

	Código de pedido	INSUC	P				M					K			N			S			H		Dimensiones, mm, pulg.					
			1020	1120	235	3040	1020	1120	235	3040	H13A	1020	3040	H13A	1020	1120	H13A	1020	1120	H13A	1020	1120	S	S"	RE	RE"		
02	LCMX 02 02 04C-53	C	☆				☆					☆			☆			☆			☆		2.38	.093	0.40	.015		
	LCMX 02 02 04P-53	P		☆		☆		☆		☆			☆			☆			☆			☆	2.38	.093	0.40	.015		
	LCMX 02 02 04TC-53	C	☆									☆											2.38	.093	0.40	.015		
03	LCMX 03 03 04-58	P			☆	☆			☆	☆													3.17	.125	0.40	.015		
	LCMX 03 03 04R-WM	P	☆			☆	☆			☆		☆	☆										3.17	.125	0.45	.017		
	LCMX 03 03 08-53	P+C	☆		☆	☆	☆		☆	☆	☆	☆		☆			☆	☆			☆		3.17	.125	0.80	.031		
	LCMX 03 03 08T-53	P+C	☆									☆									☆		3.17	.125	0.80	.031		
04	LCMX 04 03 04-58	P			☆	☆			☆	☆													3.17	.125	0.40	.015		
	LCMX 04 03 04R-WM	P	☆			☆	☆			☆		☆	☆										3.17	.125	0.40	.015		
	LCMX 04 03 08-53	P+C	☆		☆	☆	☆		☆		☆	☆	☆	☆			☆	☆		☆	☆		3.17	.125	0.80	.031		
	LCMX 04 03 08T-53	P+C	☆				☆					☆									☆		3.17	.125	0.80	.031		



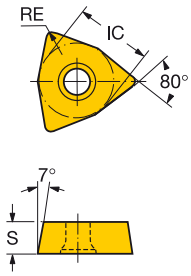

	Código de pedido	INSUC	P								M						K									N			S		H	Dimensiones, mm, pulg.						
			1020	1025	1125	235	3040	4125	4235	H13A	1020	1025	235	3040	4235	H13A	1020	1025	1105	1125	235	3040	4125	4235	H13A	1020	1105	H13A	1020	H13A	1020	S	S"	RE	RE"	IC	IC"
05	WCMX 05 03 04R-WM	P	☆				☆				☆			☆			☆					☆										3.17	.125	0.40	.015	7.93	.312
	WCMX 05 03 08 R-51	P				☆							☆			☆									☆							3.17	.125	0.80	.031	7.93	.312
	WCMX 05 03 08 R-53	P+C	☆				☆				☆		☆			☆	☆				☆	☆				☆		☆	☆	☆	☆	3.17	.125	0.80	.031	7.93	.312
	WCMX 05 03 08 T-53	P+C	☆														☆														3.17	.125	0.80	.031	7.93	.312
	WCMX 05 03 08-54	P+C				☆							☆																		3.17	.125	0.80	.031	7.93	.312
	WCMX 05 03 08-56	P				☆							☆																		3.17	.125	0.80	.031	7.93	.312
	WCMX 05 03 08-58	P				☆	☆						☆	☆																	3.17	.125	0.80	.031	7.93	.312
	WCMX 05 03 S R-54	C				☆							☆																		3.17	.125	0.40	.015	7.93	.312
06	WCMX 06 T3 04R-WM	P	☆				☆				☆						☆					☆										3.96	.156	0.40	.015	9.52	.375
	WCMX 06 T3 08 T-53	P+C	☆														☆													☆	3.96	.156	0.80	.031	9.52	.375
	WCMX 06 T3 08-GM	P+C		☆	☆			☆	☆	☆		☆			☆			☆	☆	☆			☆	☆	☆		☆			☆		3.96	.156	0.80	.031	9.52	.375
	WCMX 06 T3 S R-56	C				☆							☆																		3.96	.156	0.80	.031	9.52	.375
08	WCMX 08 04 12 R-51	P				☆							☆			☆									☆						4.76	.187	1.20	.047	12.70	.500
	WCMX 08 04 12 R-53	P+C	☆			☆	☆				☆		☆	☆		☆	☆				☆	☆			☆	☆			☆	☆	☆	4.76	.187	1.20	.047	12.70	.500
	WCMX 08 04 12 T-53	P+C	☆														☆														☆	4.76	.187	1.20	.047	12.70	.500
	WCMX 08 04 12-56	P				☆							☆																		4.76	.187	1.20	.047	12.70	.500
	WCMX 08 04 12-58	P				☆	☆						☆	☆																	4.76	.187	1.20	.047	12.70	.500
	WCMX 08 04 12-GM	P+C		☆	☆			☆	☆	☆		☆			☆			☆	☆	☆			☆	☆	☆		☆			☆		4.76	.187	1.20	.047	12.70	.500
	WCMX 08 04 S R-56	C				☆							☆																		4.76	.187	0.40	.015	12.70	.500

K203 K254 Q1

Broca de taladrado a media caña Coromant U con plaquita intercambiable

Mango cilíndrico con plano de apriete, según ISO 9766

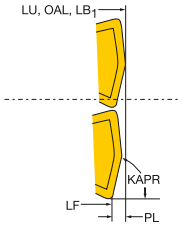

CNSC 1

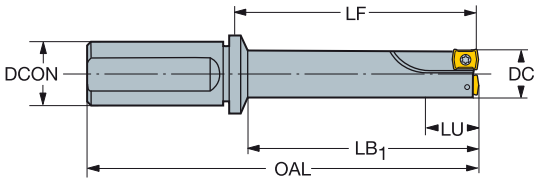

Diseño métrico

DC	C	P	LU	CZC_{MS}	TCHAL	TCHAU	Código de pedido	Dimensiones, mm DCON	LF	OAL	LB_1	PL	KAPR	CP Bar	Kg	RPMX	$MIID_P$
12.70	02	02	15.24	20	-0.20	0.20	**R416.22-0127L20-41**	20.00	60.46	113.00	53.00	2.54	84°	10	0.2	22000	LCMX 02..P
16.00	02	02	19.20	20	-0.20	0.20	**R416.22-0160L20-41**	20.00	73.80	127.00	67.00	3.20	84°	10	0.2	22000	LCMX 02..P
19.00	03	03	22.42	25	-0.20	0.20	**R416.22-0190L25-41**	25.00	85.58	145.00	79.00	3.42	79°	10	0.3	19000	LCMX 03..
25.00	04	04	28.75	25	-0.20	0.20	**R416.22-0250L25-41**	25.00	110.25	170.00	104.00	3.75	79°	10	0.4	15500	LCMX 04..
35.00	06	06	39.20	40	-0.20	0.20	**R416.22-0350L40-41**	40.00	149.80	224.00	144.00	4.20	80°	10	1.5	14000	WCMX 06..

En opciones de fabricación especial, se debe indicar la gama de diámetros 12.7-58 mm, 2-6 x D_c.

K69

O5

Q5

ISO 13399 Q1

CNSC CXSC Q35

SANDVIK Coromant

Plaquitas de trepanado



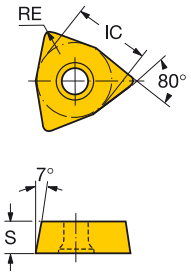

	Código de pedido	INSUC	P								M						K										N			S		H	Dimensiones, mm, pulg.					
			1020	1025	1125	235	3040	4125	4235	H13A	1020	1025	235	3040	4235	H13A	1020	1025	1105	1125	235	3040	4125	4235	H13A	1020	1105	H13A	1020	H13A	1020	S	S"	RE	RE"	IC	IC"
06	**WCMX 06 T3 08 R-51**	P				☆							☆			☆									☆								3.96	.156	0.80	.031	9.52	.375
	WCMX 06 T3 08 R-53	P+C	☆			☆	☆				☆		☆			☆	☆				☆	☆			☆	☆		☆	☆	☆	☆		3.96	.156	0.80	.031	9.52	.375
	WCMX 06 T3 08-56	P				☆							☆																				3.96	.156	0.80	.031	9.52	.375
	WCMX 06 T3 08-58	P				☆	☆						☆	☆																			3.96	.156	0.80	.031	9.52	.375
	WCMX 06 T3 08-GM	P+C		☆	☆			☆	☆	☆		☆			☆			☆	☆	☆			☆	☆	☆		☆			☆		3.96	.156	0.80	.031	9.52	.375
08	**WCMX 08 04 12-GM**	P+C		☆	☆			☆	☆	☆		☆			☆			☆	☆	☆			☆	☆	☆		☆			☆		4.76	.187	1.20	.047	12.70	.500

K207 K254 Q1

Herramienta de trepanado

Adaptador del lado de la máquina VL

CNSC 0

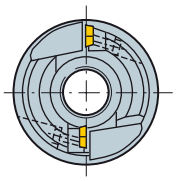

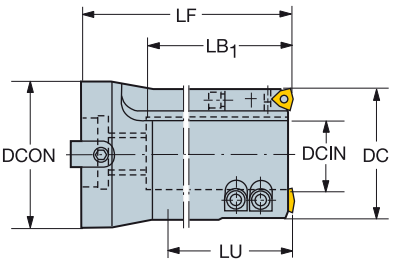

DC	DC"	DCIN	DCIN"			LU	LU"	CZC_{MS}	TCHAL	TCHAU	Código de pedido	Dimensiones, mm, pulg. DCON	DCON"	LF	LF"	KAPR	CP Bar	Kg	$MIID_P$
60.00	2.362	24.00	.944	06	06	150.00	5.905	80	-0.20	0.20	**R416.7-0600-25-01**	80.00	3.149	195.00	7.677	85°	20	2.72	WCMX 06..
65.00	2.559	29.00	1.141	06	06	165.00	6.496	80	-0.20	0.20	**R416.7-0650-25-01**	80.00	3.149	210.00	8.267	85°	20	4.10	WCMX 06..
70.00	2.755	34.00	1.338	06	06	175.00	6.889	80	-0.20	0.20	**R416.7-0700-25-01**	80.00	3.149	220.00	8.661	85°	20	4.10	WCMX 06..
75.00	2.952	39.00	1.535	06	06	190.00	7.480	80	-0.20	0.20	**R416.7-0750-25-01**	80.00	3.149	235.00	9.251	85°	20	4.10	WCMX 06..
80.00	3.149	44.00	1.732	06	06	200.00	7.874	80	-0.20	0.20	**R416.7-0800-25-01**	80.00	3.149	245.00	9.645	85°	20	12.20	WCMX 06..
85.00	3.346	49.00	1.929	06	06	215.00	8.464	80	-0.20	0.20	**R416.7-0850-25-01**	80.00	3.149	260.00	10.236	85°	20	12.20	WCMX 06..
90.00	3.543	54.00	2.125	06	06	225.00	8.858	80	-0.20	0.20	**R416.7-0900-25-01**	80.00	3.149	270.00	10.629	85°	20	12.20	WCMX 06..
95.00	3.740	59.00	2.322	06	06	240.00	9.448	80	-0.20	0.20	**R416.7-0950-25-01**	80.00	3.149	285.00	11.220	85°	20	12.20	WCMX 06..
100.00	3.937	64.00	2.519	06	06	250.00	9.842	80	-0.20	0.20	**R416.7-1000-25-01**	80.00	3.149	295.00	11.614	85°	20	12.20	WCMX 06..
110.00	4.330	74.00	2.913	06	06	275.00	10.826	80	-0.20	0.20	**R416.7-1100-25-01**	80.00	3.149	320.00	12.598	85°	20	38.00	WCMX 06..

Para ver la información de montaje, consulte la página P42

Accesorios

Cartucho para herramienta de trepanado

Interior	Plaquita	**Periférica**	Plaquita
L430.23-1117-06	WCMX 06	R430.26-1114-06	WCMX 06

Cartucho para taladrado de paquetes con herramienta de trepanado

Interior	**Plaquita**	**Periférica**	**Plaquita**
L430.23-1117-06SD	WCMX 06	R430.26-1114-06SD	WCMX 06

Los accesorios deben pedirse por separado

K71

O5

ISO 13399 Q1

CNSC CXSC Q35

SANDVIK Coromant

Broca de metal duro integral CoroDrill® 860

Mango HA

Suministro de refrigerante interior



TCHA H8
CNSC 1

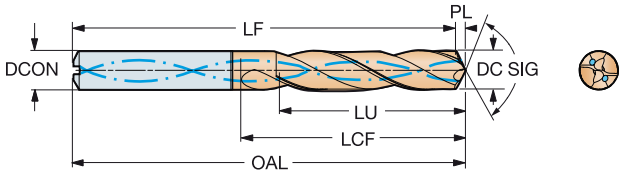

DC	DC"	LU	LU"	ULDR	CZC_{MS}	Código de pedido	P 4234	DCON	DCON"	OAL	OAL"	LCF	LCF"	PL	PL"	SIG	BSG
								Dimensiones, mm, pulg.									
3.00	.118	9.50	.374	3	6	860.1-0300-016A1-PM	☆	6.00	.236	62.00	2.440	20.00	.787	0.51	.020	142°	DIN 6537 K
3.00	.118	15.50	.610	5	6	860.1-0300-021A1-PM	☆	6.00	.236	66.00	2.598	28.00	1.102	0.51	.020	142°	DIN 6537 L
3.00	.118	24.50	.965	8	6	860.1-0300-029A1-PM	☆	6.00	.236	74.00	2.913	34.00	1.338	0.51	.020	142°	COROMANT
3.10	.122	9.80	.386	3	6	860.1-0310-016A1-PM	☆	6.00	.236	62.00	2.440	20.00	.787	0.52	.020	142°	DIN 6537 K
3.10	.122	16.00	.630	5	6	860.1-0310-021A1-PM	☆	6.00	.236	66.00	2.598	28.00	1.102	0.52	.020	142°	DIN 6537 L
3.10	.122	25.30	.996	8	6	860.1-0310-029A1-PM	☆	6.00	.236	74.00	2.913	34.00	1.338	0.52	.020	142°	COROMANT
3.17	.125	10.00	.394	3	6	860.1-0317-016A1-PM	☆	6.00	.236	62.00	2.440	20.00	.787	0.53	.020	143°	DIN 6537 K
3.17	.125	16.40	.646	5	6	860.1-0317-021A1-PM	☆	6.00	.236	66.00	2.598	28.00	1.102	0.53	.020	143°	DIN 6537 L
3.17	.125	25.90	1.020	8	6	860.1-0317-029A1-PM	☆	6.00	.236	74.00	2.913	34.00	1.338	0.53	.020	143°	COROMANT
3.20	.126	10.10	.398	3	6	860.1-0320-016A1-PM	☆	6.00	.236	62.00	2.440	20.00	.787	0.54	.021	142°	DIN 6537 K
3.20	.126	16.50	.650	5	6	860.1-0320-021A1-PM	☆	6.00	.236	66.00	2.598	28.00	1.102	0.54	.021	142°	DIN 6537 L
3.20	.126	26.10	1.028	8	6	860.1-0320-029A1-PM	☆	6.00	.236	74.00	2.913	34.00	1.338	0.54	.021	142°	COROMANT
3.30	.130	10.40	.409	3	6	860.1-0330-016A1-PM	☆	6.00	.236	62.00	2.440	20.00	.787	0.55	.021	143°	DIN 6537 K
3.30	.130	17.00	.669	5	6	860.1-0330-021A1-PM	☆	6.00	.236	66.00	2.598	28.00	1.102	0.55	.021	143°	DIN 6537 L
3.30	.130	26.90	1.059	8	6	860.1-0330-029A1-PM	☆	6.00	.236	74.00	2.913	35.00	1.377	0.55	.021	143°	COROMANT
3.40	.134	10.80	.425	3	6	860.1-0340-016A1-PM	☆	6.00	.236	62.00	2.440	20.00	.787	0.57	.022	142°	DIN 6537 K
3.40	.134	17.60	.693	5	6	860.1-0340-021A1-PM	☆	6.00	.236	66.00	2.598	28.00	1.102	0.57	.022	142°	DIN 6537 L
3.40	.134	27.80	1.094	8	6	860.1-0340-029A1-PM	☆	6.00	.236	74.00	2.913	35.00	1.377	0.57	.022	142°	COROMANT
3.45	.136	10.90	.429	3	6	860.1-0345-016A1-PM	☆	6.00	.236	62.00	2.440	20.00	.787	0.58	.022	142°	DIN 6537 K
3.45	.136	17.80	.701	5	6	860.1-0345-021A1-PM	☆	6.00	.236	66.00	2.598	28.00	1.102	0.58	.022	142°	DIN 6537 L
3.45	.136	28.20	1.110	8	6	860.1-0345-029A1-PM	☆	6.00	.236	74.00	2.913	35.00	1.377	0.58	.022	142°	COROMANT
3.50	.138	11.10	.437	3	6	860.1-0350-016A1-PM	☆	6.00	.236	62.00	2.440	20.00	.787	0.59	.023	142°	DIN 6537 K
3.50	.138	18.10	.713	5	6	860.1-0350-021A1-PM	☆	6.00	.236	66.00	2.598	28.00	1.102	0.59	.023	142°	DIN 6537 L
3.50	.138	28.60	1.126	8	6	860.1-0350-029A1-PM	☆	6.00	.236	74.00	2.913	35.00	1.377	0.59	.023	142°	COROMANT
3.55	.140	11.20	.441	3	6	860.1-0355-016A1-PM	☆	6.00	.236	62.00	2.440	20.00	.787	0.59	.023	143°	DIN 6537 K
3.57	.141	11.30	.445	3	6	860.1-0357-016A1-PM	☆	6.00	.236	62.00	2.440	20.00	.787	0.60	.023	142°	DIN 6537 K
3.57	.141	18.50	.728	5	6	860.1-0357-021A1-PM	☆	6.00	.236	66.00	2.598	28.00	1.102	0.60	.023	142°	DIN 6537 L
3.57	.141	29.20	1.150	8	6	860.1-0357-029A1-PM	☆	6.00	.236	74.00	2.913	35.00	1.377	0.60	.023	142°	COROMANT
3.60	.142	11.40	.449	3	6	860.1-0360-016A1-PM	☆	6.00	.236	62.00	2.440	20.00	.787	0.60	.023	143°	DIN 6537 K
3.60	.142	18.60	.732	5	6	860.1-0360-021A1-PM	☆	6.00	.236	66.00	2.598	28.00	1.102	0.60	.023	143°	DIN 6537 L
3.60	.142	29.40	1.157	8	6	860.1-0360-029A1-PM	☆	6.00	.236	74.00	2.913	35.00	1.377	0.60	.023	143°	COROMANT
3.70	.146	11.70	.461	3	6	860.1-0370-016A1-PM	☆	6.00	.236	62.00	2.440	20.00	.787	0.62	.024	142°	DIN 6537 K
3.70	.146	19.10	.752	5	6	860.1-0370-021A1-PM	☆	6.00	.236	66.00	2.598	28.00	1.102	0.62	.024	142°	DIN 6537 L
3.70	.146	30.20	1.189	8	6	860.1-0370-029A1-PM	☆	6.00	.236	74.00	2.913	36.00	1.417	0.62	.024	142°	COROMANT
3.80	.150	12.10	.476	3	6	860.1-0380-018A1-PM	☆	6.00	.236	66.00	2.598	24.00	.944	0.67	.026	141°	DIN 6537 K
3.80	.150	19.70	.776	5	6	860.1-0380-027A1-PM	☆	6.00	.236	74.00	2.913	36.00	1.417	0.67	.026	141°	DIN 6537 L
3.80	.150	31.10	1.224	8	6	860.1-0380-037A1-PM	☆	6.00	.236	85.00	3.346	44.00	1.732	0.67	.026	141°	COROMANT
3.90	.154	12.40	.488	3	6	860.1-0390-018A1-PM	☆	6.00	.236	66.00	2.598	24.00	.944	0.69	.027	141°	DIN 6537 K
3.90	.154	20.20	.795	5	6	860.1-0390-027A1-PM	☆	6.00	.236	74.00	2.913	36.00	1.417	0.69	.027	141°	DIN 6537 L
3.90	.154	31.90	1.256	8	6	860.1-0390-037A1-PM	☆	6.00	.236	85.00	3.346	44.00	1.732	0.69	.027	141°	COROMANT
3.97	.156	12.60	.496	3	6	860.1-0397-018A1-PM	☆	6.00	.236	66.00	2.598	24.00	.944	0.70	.027	141°	DIN 6537 K
3.97	.156	20.60	.811	5	6	860.1-0397-027A1-PM	☆	6.00	.236	74.00	2.913	36.00	1.417	0.70	.027	141°	DIN 6537 L
3.97	.156	32.50	1.280	8	6	860.1-0397-037A1-PM	☆	6.00	.236	85.00	3.346	44.00	1.732	0.70	.027	141°	COROMANT
4.00	.157	12.70	.500	3	6	860.1-0400-018A1-PM	☆	6.00	.236	66.00	2.598	24.00	.944	0.70	.027	141°	DIN 6537 K
4.00	.157	20.70	.815	5	6	860.1-0400-027A1-PM	☆	6.00	.236	74.00	2.913	36.00	1.417	0.70	.027	141°	DIN 6537 L
4.00	.157	32.70	1.287	8	6	860.1-0400-037A1-PM	☆	6.00	.236	85.00	3.346	44.00	1.732	0.70	.027	141°	COROMANT
4.10	.161	13.00	.512	3	6	860.1-0410-018A1-PM	☆	6.00	.236	66.00	2.598	24.00	.944	0.72	.028	141°	DIN 6537 K
4.10	.161	21.20	.835	5	6	860.1-0410-027A1-PM	☆	6.00	.236	74.00	2.913	36.00	1.417	0.72	.028	141°	DIN 6537 L
4.10	.161	33.50	1.319	8	6	860.1-0410-037A1-PM	☆	6.00	.236	85.00	3.346	45.00	1.771	0.72	.028	141°	COROMANT

O5 Q5 K208 K252 Q1 Q35

Broca de metal duro integral CoroDrill® 860

Mango HA

Suministro de refrigerante interior



TCHA H8
CNSC 1

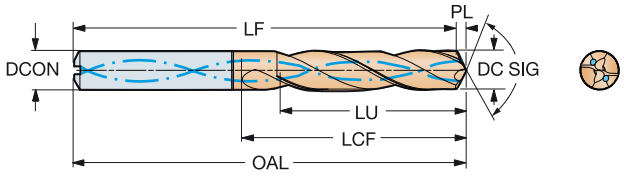

DC	DC"	LU	LU"	ULDR	CZC_{MS}	Código de pedido	P 4234	DCON	DCON"	OAL	OAL"	LCF	LCF"	PL	PL"	SIG	BSG
								Dimensiones, mm, pulg.									
4.20	.165	13.30	.524	3	6	860.1-0420-018A1-PM	☆	6.00	.236	66.00	2.598	24.00	.944	0.74	.029	141°	DIN 6537 K
4.20	.165	21.70	.854	5	6	860.1-0420-027A1-PM	☆	6.00	.236	74.00	2.913	36.00	1.417	0.74	.029	141°	DIN 6537 L
4.20	.165	34.30	1.350	8	6	860.1-0420-037A1-PM	☆	6.00	.236	85.00	3.346	45.00	1.771	0.74	.029	141°	COROMANT
4.30	.169	13.70	.539	3	6	860.1-0430-018A1-PM	☆	6.00	.236	66.00	2.598	24.00	.944	0.75	.029	141°	DIN 6537 K
4.30	.169	22.30	.878	5	6	860.1-0430-027A1-PM	☆	6.00	.236	74.00	2.913	36.00	1.417	0.75	.029	141°	DIN 6537 L
4.30	.169	35.20	1.386	8	6	860.1-0430-037A1-PM	☆	6.00	.236	85.00	3.346	45.00	1.771	0.75	.029	141°	COROMANT
4.36	.172	13.80	.543	3	6	860.1-0436-018A1-PM	☆	6.00	.236	66.00	2.598	24.00	.944	0.76	.029	141°	DIN 6537 K
4.36	.172	22.60	.890	5	6	860.1-0436-027A1-PM	☆	6.00	.236	74.00	2.913	36.00	1.417	0.76	.029	141°	DIN 6537 L
4.36	.172	35.60	1.402	8	6	860.1-0436-037A1-PM	☆	6.00	.236	85.00	3.346	45.00	1.771	0.76	.029	141°	COROMANT
4.40	.173	14.00	.551	3	6	860.1-0440-018A1-PM	☆	6.00	.236	66.00	2.598	24.00	.944	0.77	.030	141°	DIN 6537 K
4.40	.173	22.80	.898	5	6	860.1-0440-027A1-PM	☆	6.00	.236	74.00	2.913	36.00	1.417	0.77	.030	141°	DIN 6537 L
4.40	.173	36.00	1.417	8	6	860.1-0440-037A1-PM	☆	6.00	.236	85.00	3.346	45.00	1.771	0.77	.030	141°	COROMANT
4.50	.177	14.30	.563	3	6	860.1-0450-018A1-PM	☆	6.00	.236	66.00	2.598	24.00	.944	0.78	.030	141°	DIN 6537 K
4.50	.177	23.30	.917	5	6	860.1-0450-027A1-PM	☆	6.00	.236	74.00	2.913	36.00	1.417	0.78	.030	141°	DIN 6537 L
4.50	.177	36.80	1.449	8	6	860.1-0450-037A1-PM	☆	6.00	.236	85.00	3.346	46.00	1.811	0.78	.030	141°	COROMANT
4.55	.179	14.40	.567	3	6	860.1-0455-018A1-PM	☆	6.00	.236	66.00	2.598	24.00	.944	0.79	.031	141°	DIN 6537 K
4.55	.179	23.50	.925	5	6	860.1-0455-027A1-PM	☆	6.00	.236	74.00	2.913	36.00	1.417	0.79	.031	141°	DIN 6537 L
4.60	.181	14.60	.575	3	6	860.1-0460-018A1-PM	☆	6.00	.236	66.00	2.598	24.00	.944	0.80	.031	141°	DIN 6537 K
4.60	.181	23.80	.937	5	6	860.1-0460-027A1-PM	☆	6.00	.236	74.00	2.913	36.00	1.417	0.80	.031	141°	DIN 6537 L
4.60	.181	37.60	1.480	8	6	860.1-0460-037A1-PM	☆	6.00	.236	85.00	3.346	46.00	1.811	0.80	.031	141°	COROMANT
4.70	.185	14.90	.587	3	6	860.1-0470-018A1-PM	☆	6.00	.236	66.00	2.598	24.00	.944	0.82	.032	141°	DIN 6537 K
4.70	.185	24.30	.957	5	6	860.1-0470-027A1-PM	☆	6.00	.236	74.00	2.913	36.00	1.417	0.82	.032	141°	DIN 6537 L
4.70	.185	38.40	1.512	8	6	860.1-0470-037A1-PM	☆	6.00	.236	85.00	3.346	46.00	1.811	0.82	.032	141°	COROMANT
4.76	.187	15.00	.591	3	6	860.1-0476-019A1-PM	☆	6.00	.236	66.00	2.598	28.00	1.102	0.75	.029	145°	DIN 6537 K
4.76	.187	38.80	1.528	8	6	860.1-0476-037A1-PM	☆	6.00	.236	85.00	3.346	46.00	1.811	0.75	.029	145°	COROMANT
4.76	.187	38.80	1.528	8	6	860.1-0476-047A1-PM	☆	6.00	.236	85.00	3.346	56.00	2.204	0.75	.029	145°	COROMANT
4.80	.189	15.20	.598	3	6	860.1-0480-019A1-PM	☆	6.00	.236	66.00	2.598	28.00	1.102	0.76	.029	144°	DIN 6537 K
4.80	.189	24.80	.976	5	6	860.1-0480-037A1-PM	☆	6.00	.236	82.00	3.228	44.00	1.732	0.76	.029	144°	DIN 6537 L
4.80	.189	39.20	1.543	8	6	860.1-0480-047A1-PM	☆	6.00	.236	97.00	3.818	56.00	2.204	0.76	.029	144°	COROMANT
4.90	.193	15.50	.610	3	6	860.1-0490-019A1-PM	☆	6.00	.236	66.00	2.598	28.00	1.102	0.77	.030	145°	DIN 6537 K
4.90	.193	25.30	.996	5	6	860.1-0490-037A1-PM	☆	6.00	.236	82.00	3.228	44.00	1.732	0.77	.030	145°	DIN 6537 L
4.90	.193	40.00	1.575	8	6	860.1-0490-047A1-PM	☆	6.00	.236	97.00	3.818	56.00	2.204	0.77	.030	145°	COROMANT
5.00	.197	15.80	.622	3	6	860.1-0500-019A1-PM	☆	6.00	.236	66.00	2.598	28.00	1.102	0.79	.031	144°	DIN 6537 K
5.00	.197	25.80	1.016	5	6	860.1-0500-037A1-PM	☆	6.00	.236	82.00	3.228	44.00	1.732	0.79	.031	144°	DIN 6537 L
5.00	.197	40.80	1.606	8	6	860.1-0500-047A1-PM	☆	6.00	.236	97.00	3.818	57.00	2.244	0.79	.031	144°	COROMANT
5.10	.201	16.10	.634	3	6	860.1-0510-019A1-PM	☆	6.00	.236	66.00	2.598	28.00	1.102	0.80	.031	145°	DIN 6537 K
5.10	.201	26.30	1.035	5	6	860.1-0510-037A1-PM	☆	6.00	.236	82.00	3.228	44.00	1.732	0.80	.031	145°	DIN 6537 L
5.10	.201	41.60	1.638	8	6	860.1-0510-047A1-PM	☆	6.00	.236	97.00	3.818	57.00	2.244	0.80	.031	145°	COROMANT
5.16	.203	16.30	.642	3	6	860.1-0516-019A1-PM	☆	6.00	.236	66.00	2.598	28.00	1.102	0.81	.031	145°	DIN 6537 K
5.16	.203	26.60	1.047	5	6	860.1-0516-037A1-PM	☆	6.00	.236	82.00	3.228	44.00	1.732	0.81	.031	145°	DIN 6537 L
5.16	.203	42.10	1.657	8	6	860.1-0516-047A1-PM	☆	6.00	.236	97.00	3.818	57.00	2.244	0.81	.031	145°	COROMANT
5.20	.205	16.40	.646	3	6	860.1-0520-019A1-PM	☆	6.00	.236	66.00	2.598	28.00	1.102	0.82	.032	144°	DIN 6537 K
5.20	.205	26.80	1.055	5	6	860.1-0520-037A1-PM	☆	6.00	.236	82.00	3.228	44.00	1.732	0.82	.032	144°	DIN 6537 L
5.20	.205	42.40	1.669	8	6	860.1-0520-047A1-PM	☆	6.00	.236	97.00	3.818	57.00	2.244	0.82	.032	144°	COROMANT
5.25	.207	27.10	1.067	5	6	860.1-0525-037A1-PM	☆	6.00	.236	82.00	3.228	44.00	1.732	0.83	.032	144°	DIN 6537 L
5.30	.209	16.70	.657	3	6	860.1-0530-019A1-PM	☆	6.00	.236	66.00	2.598	28.00	1.102	0.83	.032	145°	DIN 6537 K
5.30	.209	27.30	1.075	5	6	860.1-0530-037A1-PM	☆	6.00	.236	82.00	3.228	44.00	1.732	0.83	.032	145°	DIN 6537 L
5.30	.209	43.20	1.701	8	6	860.1-0530-047A1-PM	☆	6.00	.236	97.00	3.818	57.00	2.244	0.83	.032	145°	COROMANT

O5 Q5 K208 K252 Q1 Q35

Broca de metal duro integral CoroDrill® 860

Mango HA

Suministro de refrigerante interior



TCHA H8
CNSC 1

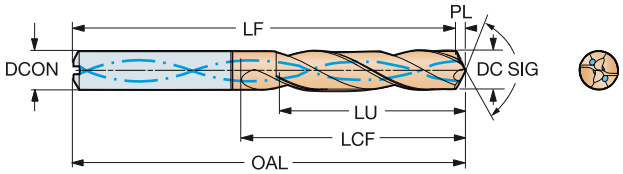

DC	DC"	LU	LU"	ULDR	CZC_{MS}	Código de pedido	P 4234	DCON	DCON"	OAL	OAL"	LCF	LCF"	PL	PL"	SIG	BSG
								Dimensiones, mm, pulg.									
5.40	.213	17.10	.673	3	6	860.1-0540-019A1-PM	☆	6.00	.236	66.00	2.598	28.00	1.102	0.85	.033	145°	DIN 6537 K
5.40	.213	27.90	1.098	5	6	860.1-0540-037A1-PM	☆	6.00	.236	82.00	3.228	44.00	1.732	0.85	.033	145°	DIN 6537 L
5.40	.213	44.10	1.736	8	6	860.1-0540-047A1-PM	☆	6.00	.236	97.00	3.818	57.00	2.244	0.85	.033	145°	COROMANT
5.50	.217	17.40	.685	3	6	860.1-0550-019A1-PM	☆	6.00	.236	66.00	2.598	28.00	1.102	0.86	.033	145°	DIN 6537 K
5.50	.217	28.40	1.118	5	6	860.1-0550-037A1-PM	☆	6.00	.236	82.00	3.228	44.00	1.732	0.86	.033	145°	DIN 6537 L
5.50	.217	44.90	1.768	8	6	860.1-0550-047A1-PM	☆	6.00	.236	97.00	3.818	57.00	2.244	0.86	.033	145°	COROMANT
5.55	.219	28.60	1.126	5	6	860.1-0555-037A1-PM	☆	6.00	.236	82.00	3.228	44.00	1.732	0.87	.034	145°	DIN 6537 L
5.56	.219	17.60	.693	3	6	860.1-0556-019A1-PM	☆	6.00	.236	66.00	2.598	28.00	1.102	0.87	.034	145°	DIN 6537 K
5.56	.219	28.70	1.130	5	6	860.1-0556-037A1-PM	☆	6.00	.236	82.00	3.228	44.00	1.732	0.87	.034	145°	DIN 6537 L
5.56	.219	45.40	1.787	8	6	860.1-0556-047A1-PM	☆	6.00	.236	97.00	3.818	58.00	2.283	0.87	.034	145°	COROMANT
5.60	.220	17.70	.697	3	6	860.1-0560-019A1-PM	☆	6.00	.236	66.00	2.598	28.00	1.102	0.88	.034	145°	DIN 6537 K
5.60	.220	28.90	1.138	5	6	860.1-0560-037A1-PM	☆	6.00	.236	82.00	3.228	44.00	1.732	0.88	.034	145°	DIN 6537 L
5.60	.220	45.70	1.799	8	6	860.1-0560-047A1-PM	☆	6.00	.236	97.00	3.818	58.00	2.283	0.88	.034	145°	COROMANT
5.70	.224	18.00	.709	3	6	860.1-0570-019A1-PM	☆	6.00	.236	66.00	2.598	28.00	1.102	0.89	.035	145°	DIN 6537 K
5.70	.224	29.40	1.157	5	6	860.1-0570-037A1-PM	☆	6.00	.236	82.00	3.228	44.00	1.732	0.89	.035	145°	DIN 6537 L
5.70	.224	46.50	1.831	8	6	860.1-0570-047A1-PM	☆	6.00	.236	97.00	3.818	58.00	2.283	0.89	.035	145°	COROMANT
5.80	.228	18.30	.720	3	6	860.1-0580-019A1-PM	☆	6.00	.236	66.00	2.598	28.00	1.102	0.91	.035	145°	DIN 6537 K
5.80	.228	29.90	1.177	5	6	860.1-0580-037A1-PM	☆	6.00	.236	82.00	3.228	44.00	1.732	0.91	.035	145°	DIN 6537 L
5.80	.228	47.30	1.862	8	6	860.1-0580-047A1-PM	☆	6.00	.236	97.00	3.818	58.00	2.283	0.91	.035	145°	COROMANT
5.90	.232	18.60	.732	3	6	860.1-0590-019A1-PM	☆	6.00	.236	66.00	2.598	28.00	1.102	0.92	.036	145°	DIN 6537 K
5.90	.232	30.40	1.197	5	6	860.1-0590-037A1-PM	☆	6.00	.236	82.00	3.228	44.00	1.732	0.92	.036	145°	DIN 6537 L
5.90	.232	48.10	1.894	8	6	860.1-0590-047A1-PM	☆	6.00	.236	97.00	3.818	58.00	2.283	0.92	.036	145°	COROMANT
5.95	.234	18.80	.740	3	6	860.1-0595-019A1-PM	☆	6.00	.236	66.00	2.598	28.00	1.102	0.93	.036	145°	DIN 6537 K
5.95	.234	30.70	1.209	5	6	860.1-0595-037A1-PM	☆	6.00	.236	82.00	3.228	44.00	1.732	0.93	.036	145°	DIN 6537 L
5.95	.234	48.50	1.909	8	6	860.1-0595-047A1-PM	☆	6.00	.236	97.00	3.818	58.00	2.283	0.93	.036	145°	COROMANT
6.00	.236	18.90	.744	3	6	860.1-0600-019A1-PM	☆	6.00	.236	66.00	2.598	28.00	1.102	0.94	.037	145°	DIN 6537 K
6.00	.236	30.90	1.217	5	6	860.1-0600-037A1-PM	☆	6.00	.236	82.00	3.228	44.00	1.732	0.94	.037	145°	DIN 6537 L
6.00	.236	48.90	1.925	8	6	860.1-0600-047A1-PM	☆	6.00	.236	97.00	3.818	58.00	2.283	0.94	.037	145°	COROMANT
6.10	.240	19.30	.760	3	8	860.1-0610-024A1-PM	☆	8.00	.314	79.00	3.110	34.00	1.338	1.01	.039	143°	DIN 6537 K
6.10	.240	31.50	1.240	5	8	860.1-0610-040A1-PM	☆	8.00	.314	91.00	3.582	53.00	2.086	1.01	.039	143°	DIN 6537 L
6.10	.240	49.80	1.961	8	8	860.1-0610-055A1-PM	☆	8.00	.314	106.00	4.173	66.00	2.598	1.01	.039	143°	COROMANT
6.20	.244	19.60	.772	3	8	860.1-0620-024A1-PM	☆	8.00	.314	79.00	3.110	34.00	1.338	1.02	.040	143°	DIN 6537 K
6.20	.244	32.00	1.260	5	8	860.1-0620-040A1-PM	☆	8.00	.314	91.00	3.582	53.00	2.086	1.02	.040	143°	DIN 6537 L
6.20	.244	50.60	1.992	8	8	860.1-0620-055A1-PM	☆	8.00	.314	106.00	4.173	67.00	2.637	1.02	.040	143°	COROMANT
6.30	.248	19.90	.783	3	8	860.1-0630-024A1-PM	☆	8.00	.314	79.00	3.110	34.00	1.338	1.03	.040	143°	DIN 6537 K
6.30	.248	32.50	1.280	5	8	860.1-0630-040A1-PM	☆	8.00	.314	91.00	3.582	53.00	2.086	1.03	.040	143°	DIN 6537 L
6.30	.248	51.40	2.024	8	8	860.1-0630-055A1-PM	☆	8.00	.314	106.00	4.173	67.00	2.637	1.03	.040	143°	COROMANT
6.35	.250	20.10	.791	3	8	860.1-0635-024A1-PM	☆	8.00	.314	79.00	3.110	34.00	1.338	1.04	.040	143°	DIN 6537 K
6.35	.250	32.80	1.291	5	8	860.1-0635-040A1-PM	☆	8.00	.314	91.00	3.582	53.00	2.086	1.04	.040	143°	DIN 6537 L
6.35	.250	51.80	2.039	8	8	860.1-0635-055A1-PM	☆	8.00	.314	106.00	4.173	67.00	2.637	1.04	.040	143°	COROMANT
6.40	.252	20.30	.799	3	8	860.1-0640-024A1-PM	☆	8.00	.314	79.00	3.110	34.00	1.338	1.05	.041	143°	DIN 6537 K
6.40	.252	33.10	1.303	5	8	860.1-0640-040A1-PM	☆	8.00	.314	91.00	3.582	53.00	2.086	1.05	.041	143°	DIN 6537 L
6.40	.252	52.30	2.059	8	8	860.1-0640-055A1-PM	☆	8.00	.314	106.00	4.173	67.00	2.637	1.05	.041	143°	COROMANT
6.50	.256	20.60	.811	3	8	860.1-0650-024A1-PM	☆	8.00	.314	79.00	3.110	34.00	1.338	1.06	.041	143°	DIN 6537 K
6.50	.256	33.60	1.323	5	8	860.1-0650-040A1-PM	☆	8.00	.314	91.00	3.582	53.00	2.086	1.06	.041	143°	DIN 6537 L
6.50	.256	53.10	2.091	8	8	860.1-0650-055A1-PM	☆	8.00	.314	106.00	4.173	67.00	2.637	1.06	.041	143°	COROMANT
6.60	.260	20.90	.823	3	8	860.1-0660-024A1-PM	☆	8.00	.314	79.00	3.110	34.00	1.338	1.08	.042	143°	DIN 6537 K
6.60	.260	34.10	1.343	5	8	860.1-0660-040A1-PM	☆	8.00	.314	91.00	3.582	53.00	2.086	1.08	.042	143°	DIN 6537 L
6.60	.260	53.90	2.122	8	8	860.1-0660-055A1-PM	☆	8.00	.314	106.00	4.173	67.00	2.637	1.08	.042	143°	COROMANT

O5

Q5

K208

K252

Q1

Q35

Broca de metal duro integral CoroDrill® 860

Mango HA

Suministro de refrigerante interior



TCHA H8
CNSC 1

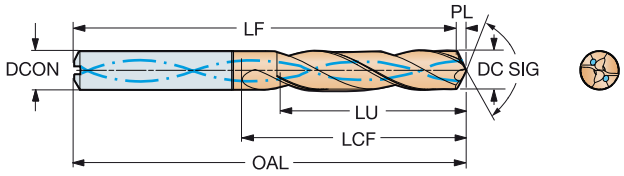

DC	DC"	LU	LU"	ULDR	CZC_{MS}	Código de pedido	P 4234	DCON	DCON"	OAL	OAL"	LCF	LCF"	PL	PL"	SIG	BSG
								Dimensiones, mm, pulg.									
6.70	.264	21.20	.835	3	8	860.1-0670-024A1-PM	☆	8.00	.314	79.00	3.110	34.00	1.338	1.09	.042	143°	DIN 6537 K
6.70	.264	34.60	1.362	5	8	860.1-0670-040A1-PM	☆	8.00	.314	91.00	3.582	53.00	2.086	1.09	.042	143°	DIN 6537 L
6.70	.264	54.70	2.154	8	8	860.1-0670-055A1-PM	☆	8.00	.314	106.00	4.173	67.00	2.637	1.09	.042	143°	COROMANT
6.75	.266	21.40	.843	3	8	860.1-0675-024A1-PM	☆	8.00	.314	79.00	3.110	34.00	1.338	1.10	.043	143°	DIN 6537 K
6.75	.266	34.90	1.374	5	8	860.1-0675-040A1-PM	☆	8.00	.314	91.00	3.582	53.00	2.086	1.10	.043	143°	DIN 6537 L
6.75	.266	55.10	2.169	8	8	860.1-0675-055A1-PM	☆	8.00	.314	106.00	4.173	67.00	2.637	1.10	.043	143°	COROMANT
6.80	.268	21.50	.846	3	8	860.1-0680-024A1-PM	☆	8.00	.314	79.00	3.110	34.00	1.338	1.11	.043	143°	DIN 6537 K
6.80	.268	35.10	1.382	5	8	860.1-0680-040A1-PM	☆	8.00	.314	91.00	3.582	53.00	2.086	1.11	.043	143°	DIN 6537 L
6.80	.268	55.50	2.185	8	8	860.1-0680-055A1-PM	☆	8.00	.314	106.00	4.173	67.00	2.637	1.11	.043	143°	COROMANT
6.90	.272	21.80	.858	3	8	860.1-0690-024A1-PM	☆	8.00	.314	79.00	3.110	34.00	1.338	1.12	.044	144°	DIN 6537 K
6.90	.272	35.60	1.402	5	8	860.1-0690-040A1-PM	☆	8.00	.314	91.00	3.582	53.00	2.086	1.12	.044	144°	DIN 6537 L
6.90	.272	56.30	2.217	8	8	860.1-0690-055A1-PM	☆	8.00	.314	106.00	4.173	68.00	2.677	1.12	.044	144°	COROMANT
7.00	.276	22.10	.870	3	8	860.1-0700-024A1-PM	☆	8.00	.314	79.00	3.110	34.00	1.338	1.14	.044	143°	DIN 6537 K
7.00	.276	36.10	1.421	5	8	860.1-0700-040A1-PM	☆	8.00	.314	91.00	3.582	53.00	2.086	1.14	.044	143°	DIN 6537 L
7.00	.276	57.10	2.248	8	8	860.1-0700-055A1-PM	☆	8.00	.314	106.00	4.173	68.00	2.677	1.14	.044	143°	COROMANT
7.10	.280	22.50	.886	3	8	860.1-0710-028A1-PM	☆	8.00	.314	79.00	3.110	41.00	1.614	1.15	.045	144°	DIN 6537 K
7.10	.280	36.70	1.445	5	8	860.1-0710-040A1-PM	☆	8.00	.314	91.00	3.582	53.00	2.086	1.15	.045	144°	DIN 6537 L
7.10	.280	58.00	2.283	8	8	860.1-0710-064A1-PM	☆	8.00	.314	116.00	4.566	77.00	3.031	1.15	.045	144°	COROMANT
7.14	.281	22.60	.890	3	8	860.1-0714-028A1-PM	☆	8.00	.314	79.00	3.110	41.00	1.614	1.16	.045	143°	DIN 6537 K
7.14	.281	36.90	1.453	5	8	860.1-0714-040A1-PM	☆	8.00	.314	91.00	3.582	53.00	2.086	1.16	.045	143°	DIN 6537 L
7.14	.281	58.30	2.295	8	8	860.1-0714-064A1-PM	☆	8.00	.314	116.00	4.566	77.00	3.031	1.16	.045	143°	COROMANT
7.20	.283	22.80	.898	3	8	860.1-0720-028A1-PM	☆	8.00	.314	79.00	3.110	41.00	1.614	1.16	.045	144°	DIN 6537 K
7.20	.283	37.20	1.465	5	8	860.1-0720-040A1-PM	☆	8.00	.314	91.00	3.582	53.00	2.086	1.16	.045	144°	DIN 6537 L
7.20	.283	58.80	2.315	8	8	860.1-0720-064A1-PM	☆	8.00	.314	116.00	4.566	77.00	3.031	1.16	.045	144°	COROMANT
7.30	.287	23.10	.909	3	8	860.1-0730-028A1-PM	☆	8.00	.314	79.00	3.110	41.00	1.614	1.18	.046	144°	DIN 6537 K
7.30	.287	37.70	1.484	5	8	860.1-0730-040A1-PM	☆	8.00	.314	91.00	3.582	53.00	2.086	1.18	.046	144°	DIN 6537 L
7.30	.287	59.60	2.346	8	8	860.1-0730-064A1-PM	☆	8.00	.314	116.00	4.566	77.00	3.031	1.18	.046	144°	COROMANT
7.40	.291	23.40	.921	3	8	860.1-0740-028A1-PM	☆	8.00	.314	79.00	3.110	41.00	1.614	1.19	.046	144°	DIN 6537 K
7.40	.291	38.20	1.504	5	8	860.1-0740-040A1-PM	☆	8.00	.314	91.00	3.582	53.00	2.086	1.19	.046	144°	DIN 6537 L
7.40	.291	60.40	2.378	8	8	860.1-0740-064A1-PM	☆	8.00	.314	116.00	4.566	77.00	3.031	1.19	.046	144°	COROMANT
7.50	.295	23.70	.933	3	8	860.1-0750-028A1-PM	☆	8.00	.314	79.00	3.110	41.00	1.614	1.21	.047	144°	DIN 6537 K
7.50	.295	38.70	1.524	5	8	860.1-0750-040A1-PM	☆	8.00	.314	91.00	3.582	53.00	2.086	1.21	.047	144°	DIN 6537 L
7.50	.295	61.20	2.409	8	8	860.1-0750-064A1-PM	☆	8.00	.314	116.00	4.566	77.00	3.031	1.21	.047	144°	COROMANT
7.54	.297	23.80	.937	3	8	860.1-0754-028A1-PM	☆	8.00	.314	79.00	3.110	41.00	1.614	1.21	.047	144°	DIN 6537 K
7.54	.297	38.90	1.532	5	8	860.1-0754-040A1-PM	☆	8.00	.314	91.00	3.582	53.00	2.086	1.21	.047	144°	DIN 6537 L
7.60	.299	24.00	.945	3	8	860.1-0760-028A1-PM	☆	8.00	.314	79.00	3.110	41.00	1.614	1.22	.048	144°	DIN 6537 K
7.60	.299	39.20	1.543	5	8	860.1-0760-040A1-PM	☆	8.00	.314	91.00	3.582	53.00	2.086	1.22	.048	144°	DIN 6537 L
7.60	.299	62.00	2.441	8	8	860.1-0760-064A1-PM	☆	8.00	.314	116.00	4.566	77.00	3.031	1.22	.048	144°	COROMANT
7.70	.303	24.30	.957	3	8	860.1-0770-028A1-PM	☆	8.00	.314	79.00	3.110	41.00	1.614	1.24	.048	144°	DIN 6537 K
7.70	.303	39.70	1.563	5	8	860.1-0770-040A1-PM	☆	8.00	.314	91.00	3.582	53.00	2.086	1.24	.048	144°	DIN 6537 L
7.70	.303	62.80	2.472	8	8	860.1-0770-064A1-PM	☆	8.00	.314	116.00	4.566	78.00	3.070	1.24	.048	144°	COROMANT
7.80	.307	24.70	.972	3	8	860.1-0780-028A1-PM	☆	8.00	.314	79.00	3.110	41.00	1.614	1.25	.049	144°	DIN 6537 K
7.80	.307	40.30	1.587	5	8	860.1-0780-040A1-PM	☆	8.00	.314	91.00	3.582	53.00	2.086	1.25	.049	144°	DIN 6537 L
7.80	.307	63.70	2.508	8	8	860.1-0780-064A1-PM	☆	8.00	.314	116.00	4.566	78.00	3.070	1.25	.049	144°	COROMANT
7.90	.311	25.00	.984	3	8	860.1-0790-028A1-PM	☆	8.00	.314	79.00	3.110	41.00	1.614	1.27	.050	144°	DIN 6537 K
7.90	.311	40.80	1.606	5	8	860.1-0790-040A1-PM	☆	8.00	.314	91.00	3.582	53.00	2.086	1.27	.050	144°	DIN 6537 L
7.94	.313	25.10	.988	3	8	860.1-0794-028A1-PM	☆	8.00	.314	79.00	3.110	41.00	1.614	1.27	.050	144°	DIN 6537 K
7.94	.313	41.00	1.614	5	8	860.1-0794-040A1-PM	☆	8.00	.314	91.00	3.582	53.00	2.086	1.27	.050	144°	DIN 6537 L
7.94	.313	64.80	2.551	8	8	860.1-0794-064A1-PM	☆	8.00	.314	116.00	4.566	78.00	3.070	1.27	.050	144°	COROMANT

O5 Q5 K208 K252 Q1 Q35

Broca de metal duro integral CoroDrill® 860

Mango HA

Suministro de refrigerante interior



TCHA H8
CNSC 1

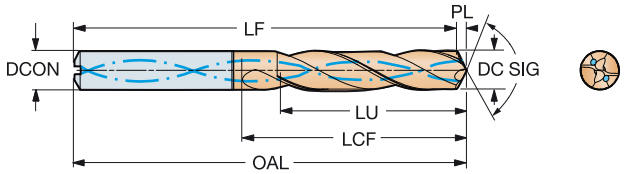

DC	DC"	LU	LU"	ULDR	CZC_{MS}	Código de pedido	P 4234	DCON	DCON"	OAL	OAL"	LCF	LCF"	PL	PL"	SIG	BSG
								Dimensiones, mm, pulg.									
8.00	.315	25.30	.996	3	8	860.1-0800-028A1-PM	☆	8.00	.314	79.00	3.110	41.00	1.614	1.28	.050	144°	DIN 6537 K
8.00	.315	41.30	1.626	5	8	860.1-0800-040A1-PM	☆	8.00	.314	91.00	3.582	53.00	2.086	1.28	.050	144°	DIN 6537 L
8.00	.315	65.30	2.571	8	8	860.1-0800-064A1-PM	☆	8.00	.314	116.00	4.566	78.00	3.070	1.28	.050	144°	COROMANT
8.10	.319	25.60	1.008	3	10	860.1-0810-031A1-PM	☆	10.00	.393	89.00	3.503	47.00	1.850	1.33	.052	143°	DIN 6537 K
8.10	.319	41.80	1.646	5	10	860.1-0810-045A1-PM	☆	10.00	.393	103.00	4.055	61.00	2.401	1.33	.052	143°	DIN 6537 L
8.10	.319	66.10	2.602	8	10	860.1-0810-080A1-PM	☆	10.00	.393	139.00	5.472	94.00	3.700	1.33	.052	143°	COROMANT
8.15	.321	42.10	1.657	5	10	860.1-0815-045A1-PM	☆	10.00	.393	103.00	4.055	61.00	2.401	1.33	.052	143°	DIN 6537 L
8.20	.323	25.90	1.020	3	10	860.1-0820-031A1-PM	☆	10.00	.393	89.00	3.503	47.00	1.850	1.34	.052	143°	DIN 6537 K
8.20	.323	42.30	1.665	5	10	860.1-0820-045A1-PM	☆	10.00	.393	103.00	4.055	61.00	2.401	1.34	.052	143°	DIN 6537 L
8.20	.323	66.90	2.634	8	10	860.1-0820-080A1-PM	☆	10.00	.393	139.00	5.472	94.00	3.700	1.34	.052	143°	COROMANT
8.30	.327	26.30	1.035	3	10	860.1-0830-031A1-PM	☆	10.00	.393	89.00	3.503	47.00	1.850	1.36	.053	143°	DIN 6537 K
8.30	.327	42.90	1.689	5	10	860.1-0830-045A1-PM	☆	10.00	.393	103.00	4.055	61.00	2.401	1.36	.053	143°	DIN 6537 L
8.30	.327	67.80	2.669	8	10	860.1-0830-080A1-PM	☆	10.00	.393	139.00	5.472	94.00	3.700	1.36	.053	143°	COROMANT
8.33	.328	43.00	1.693	5	10	860.1-0833-045A1-PM	☆	10.00	.393	103.00	4.055	61.00	2.401	1.36	.053	143°	DIN 6537 L
8.40	.331	26.60	1.047	3	10	860.1-0840-031A1-PM	☆	10.00	.393	89.00	3.503	47.00	1.850	1.37	.053	143°	DIN 6537 K
8.40	.331	43.40	1.709	5	10	860.1-0840-045A1-PM	☆	10.00	.393	103.00	4.055	61.00	2.401	1.37	.053	143°	DIN 6537 L
8.40	.331	68.60	2.701	8	10	860.1-0840-080A1-PM	☆	10.00	.393	139.00	5.472	94.00	3.700	1.37	.053	143°	COROMANT
8.50	.335	26.90	1.059	3	10	860.1-0850-031A1-PM	☆	10.00	.393	89.00	3.503	47.00	1.850	1.39	.054	143°	DIN 6537 K
8.50	.335	43.90	1.728	5	10	860.1-0850-045A1-PM	☆	10.00	.393	103.00	4.055	61.00	2.401	1.39	.054	143°	DIN 6537 L
8.50	.335	69.40	2.732	8	10	860.1-0850-080A1-PM	☆	10.00	.393	139.00	5.472	95.00	3.740	1.39	.054	143°	COROMANT
8.60	.339	27.20	1.071	3	10	860.1-0860-031A1-PM	☆	10.00	.393	89.00	3.503	47.00	1.850	1.40	.055	143°	DIN 6537 K
8.60	.339	44.40	1.748	5	10	860.1-0860-045A1-PM	☆	10.00	.393	103.00	4.055	61.00	2.401	1.40	.055	143°	DIN 6537 L
8.60	.339	70.20	2.764	8	10	860.1-0860-080A1-PM	☆	10.00	.393	139.00	5.472	95.00	3.740	1.40	.055	143°	COROMANT
8.70	.343	27.50	1.083	3	10	860.1-0870-031A1-PM	☆	10.00	.393	89.00	3.503	47.00	1.850	1.42	.055	143°	DIN 6537 K
8.70	.343	44.90	1.768	5	10	860.1-0870-045A1-PM	☆	10.00	.393	103.00	4.055	61.00	2.401	1.42	.055	143°	DIN 6537 L
8.70	.343	71.00	2.795	8	10	860.1-0870-080A1-PM	☆	10.00	.393	139.00	5.472	95.00	3.740	1.42	.055	143°	COROMANT
8.73	.344	27.60	1.087	3	10	860.1-0873-031A1-PM	☆	10.00	.393	89.00	3.503	47.00	1.850	1.42	.055	143°	DIN 6537 K
8.73	.344	45.10	1.776	5	10	860.1-0873-045A1-PM	☆	10.00	.393	103.00	4.055	61.00	2.401	1.42	.055	143°	DIN 6537 L
8.73	.344	71.30	2.807	8	10	860.1-0873-080A1-PM	☆	10.00	.393	139.00	5.472	95.00	3.740	1.42	.055	143°	COROMANT
8.80	.346	27.80	1.094	3	10	860.1-0880-031A1-PM	☆	10.00	.393	89.00	3.503	47.00	1.850	1.43	.056	143°	DIN 6537 K
8.80	.346	45.40	1.787	5	10	860.1-0880-045A1-PM	☆	10.00	.393	103.00	4.055	61.00	2.401	1.43	.056	143°	DIN 6537 L
8.80	.346	71.80	2.827	8	10	860.1-0880-080A1-PM	☆	10.00	.393	139.00	5.472	95.00	3.740	1.43	.056	143°	COROMANT
8.90	.350	28.20	1.110	3	10	860.1-0890-031A1-PM	☆	10.00	.393	89.00	3.503	47.00	1.850	1.45	.057	143°	DIN 6537 K
8.90	.350	46.00	1.811	5	10	860.1-0890-045A1-PM	☆	10.00	.393	103.00	4.055	61.00	2.401	1.45	.057	143°	DIN 6537 L
8.90	.350	72.70	2.862	8	10	860.1-0890-080A1-PM	☆	10.00	.393	139.00	5.472	95.00	3.740	1.45	.057	143°	COROMANT
9.00	.354	28.50	1.122	3	10	860.1-0900-031A1-PM	☆	10.00	.393	89.00	3.503	47.00	1.850	1.46	.057	144°	DIN 6537 K
9.00	.354	46.50	1.831	5	10	860.1-0900-045A1-PM	☆	10.00	.393	103.00	4.055	61.00	2.401	1.46	.057	144°	DIN 6537 L
9.00	.354	73.50	2.894	8	10	860.1-0900-080A1-PM	☆	10.00	.393	139.00	5.472	95.00	3.740	1.46	.057	144°	COROMANT
9.10	.358	28.80	1.134	3	10	860.1-0910-031A1-PM	☆	10.00	.393	89.00	3.503	47.00	1.850	1.48	.058	143°	DIN 6537 K
9.10	.358	47.00	1.850	5	10	860.1-0910-045A1-PM	☆	10.00	.393	103.00	4.055	61.00	2.401	1.48	.058	143°	DIN 6537 L
9.10	.358	74.30	2.925	8	10	860.1-0910-080A1-PM	☆	10.00	.393	139.00	5.472	95.00	3.740	1.48	.058	143°	COROMANT
9.13	.359	28.90	1.138	3	10	860.1-0913-031A1-PM	☆	10.00	.393	89.00	3.503	47.00	1.850	1.48	.058	144°	DIN 6537 K
9.20	.362	29.10	1.146	3	10	860.1-0920-031A1-PM	☆	10.00	.393	89.00	3.503	47.00	1.850	1.49	.058	144°	DIN 6537 K
9.20	.362	47.50	1.870	5	10	860.1-0920-045A1-PM	☆	10.00	.393	103.00	4.055	61.00	2.401	1.49	.058	144°	DIN 6537 L
9.20	.362	75.10	2.957	8	10	860.1-0920-080A1-PM	☆	10.00	.393	139.00	5.472	95.00	3.740	1.49	.058	144°	COROMANT
9.30	.366	29.40	1.157	3	10	860.1-0930-031A1-PM	☆	10.00	.393	89.00	3.503	47.00	1.850	1.51	.059	144°	DIN 6537 K
9.30	.366	48.00	1.890	5	10	860.1-0930-045A1-PM	☆	10.00	.393	103.00	4.055	61.00	2.401	1.51	.059	144°	DIN 6537 L
9.30	.366	75.90	2.988	8	10	860.1-0930-080A1-PM	☆	10.00	.393	139.00	5.472	95.00	3.740	1.51	.059	144°	COROMANT

O5 Q5 K208 K252 Q1 Q35

Broca de metal duro integral CoroDrill® 860

Mango HA

Suministro de refrigerante interior



TCHA H8
CNSC 1

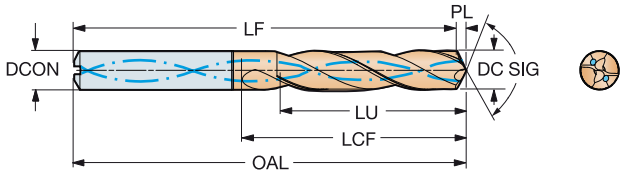

DC	DC"	LU	LU"	ULDR	CZC_{MS}	Código de pedido	P 4234	DCON	DCON"	OAL	OAL"	LCF	LCF"	PL	PL"	SIG	BSG
								Dimensiones, mm, pulg.									
9.40	.370	29.70	1.169	3	10	860.1-0940-031A1-PM	☆	10.00	.393	89.00	3.503	47.00	1.850	1.52	.059	144°	DIN 6537 K
9.40	.370	48.50	1.909	5	10	860.1-0940-045A1-PM	☆	10.00	.393	103.00	4.055	61.00	2.401	1.52	.059	144°	DIN 6537 L
9.40	.370	76.70	3.020	8	10	860.1-0940-080A1-PM	☆	10.00	.393	139.00	5.472	96.00	3.779	1.52	.059	144°	COROMANT
9.50	.374	30.00	1.181	3	10	860.1-0950-031A1-PM	☆	10.00	.393	89.00	3.503	47.00	1.850	1.53	.060	144°	DIN 6537 K
9.50	.374	49.00	1.929	5	10	860.1-0950-045A1-PM	☆	10.00	.393	103.00	4.055	61.00	2.401	1.53	.060	144°	DIN 6537 L
9.50	.374	77.50	3.051	8	10	860.1-0950-080A1-PM	☆	10.00	.393	139.00	5.472	96.00	3.779	1.53	.060	144°	COROMANT
9.52	.375	30.10	1.185	3	10	860.1-0952-031A1-PM	☆	10.00	.393	89.00	3.503	47.00	1.850	1.54	.060	144°	DIN 6537 K
9.52	.375	49.10	1.933	5	10	860.1-0952-045A1-PM	☆	10.00	.393	103.00	4.055	61.00	2.401	1.54	.060	144°	DIN 6537 L
9.52	.375	77.70	3.059	8	10	860.1-0952-080A1-PM	☆	10.00	.393	139.00	5.472	96.00	3.779	1.54	.060	144°	COROMANT
9.55	.376	49.30	1.941	5	10	860.1-0955-045A1-PM	☆	10.00	.393	103.00	4.055	61.00	2.401	1.54	.060	144°	DIN 6537 L
9.60	.378	30.40	1.197	3	10	860.1-0960-031A1-PM	☆	10.00	.393	89.00	3.503	47.00	1.850	1.55	.061	144°	DIN 6537 K
9.60	.378	49.60	1.953	5	10	860.1-0960-045A1-PM	☆	10.00	.393	103.00	4.055	61.00	2.401	1.55	.061	144°	DIN 6537 L
9.60	.378	78.40	3.087	8	10	860.1-0960-080A1-PM	☆	10.00	.393	139.00	5.472	96.00	3.779	1.55	.061	144°	COROMANT
9.70	.382	30.70	1.209	3	10	860.1-0970-031A1-PM	☆	10.00	.393	89.00	3.503	47.00	1.850	1.56	.061	144°	DIN 6537 K
9.70	.382	50.10	1.972	5	10	860.1-0970-045A1-PM	☆	10.00	.393	103.00	4.055	61.00	2.401	1.56	.061	144°	DIN 6537 L
9.70	.382	79.20	3.118	8	10	860.1-0970-080A1-PM	☆	10.00	.393	139.00	5.472	96.00	3.779	1.56	.061	144°	COROMANT
9.80	.386	31.00	1.220	3	10	860.1-0980-031A1-PM	☆	10.00	.393	89.00	3.503	47.00	1.850	1.58	.062	144°	DIN 6537 K
9.80	.386	50.60	1.992	5	10	860.1-0980-045A1-PM	☆	10.00	.393	103.00	4.055	61.00	2.401	1.58	.062	144°	DIN 6537 L
9.80	.386	80.00	3.150	8	10	860.1-0980-080A1-PM	☆	10.00	.393	139.00	5.472	96.00	3.779	1.58	.062	144°	COROMANT
9.90	.390	31.30	1.232	3	10	860.1-0990-031A1-PM	☆	10.00	.393	89.00	3.503	47.00	1.850	1.59	.062	144°	DIN 6537 K
9.90	.390	51.10	2.012	5	10	860.1-0990-045A1-PM	☆	10.00	.393	103.00	4.055	61.00	2.401	1.59	.062	144°	DIN 6537 L
9.90	.390	80.80	3.181	8	10	860.1-0990-080A1-PM	☆	10.00	.393	139.00	5.472	96.00	3.779	1.59	.062	144°	COROMANT
9.92	.391	31.40	1.236	3	10	860.1-0992-031A1-PM	☆	10.00	.393	89.00	3.503	47.00	1.850	1.60	.062	144°	DIN 6537 K
9.92	.391	51.20	2.016	5	10	860.1-0992-045A1-PM	☆	10.00	.393	103.00	4.055	61.00	2.401	1.60	.062	144°	DIN 6537 L
9.92	.391	81.00	3.189	8	10	860.1-0992-080A1-PM	☆	10.00	.393	139.00	5.472	96.00	3.779	1.60	.062	144°	COROMANT
10.00	.394	31.60	1.244	3	10	860.1-1000-031A1-PM	☆	10.00	.393	89.00	3.503	47.00	1.850	1.61	.063	144°	DIN 6537 K
10.00	.394	51.60	2.032	5	10	860.1-1000-045A1-PM	☆	10.00	.393	103.00	4.055	61.00	2.401	1.61	.063	144°	DIN 6537 L
10.00	.394	81.60	3.213	8	10	860.1-1000-080A1-PM	☆	10.00	.393	139.00	5.472	96.00	3.779	1.61	.063	144°	COROMANT
10.10	.398	31.90	1.256	3	12	860.1-1010-037A1-PM	☆	12.00	.472	102.00	4.015	55.00	2.165	1.64	.064	144°	DIN 6537 K
10.10	.398	52.10	2.051	5	12	860.1-1010-053A1-PM	☆	12.00	.472	118.00	4.645	71.00	2.795	1.64	.064	144°	DIN 6537 L
10.10	.398	82.40	3.244	8	12	860.1-1010-098A1-PM	☆	12.00	.472	163.00	6.417	114.00	4.488	1.64	.064	144°	COROMANT
10.20	.402	32.30	1.272	3	12	860.1-1020-037A1-PM	☆	12.00	.472	102.00	4.015	55.00	2.165	1.66	.065	143°	DIN 6537 K
10.20	.402	52.70	2.075	5	12	860.1-1020-053A1-PM	☆	12.00	.472	118.00	4.645	71.00	2.795	1.66	.065	143°	DIN 6537 L
10.20	.402	83.30	3.280	8	12	860.1-1020-098A1-PM	☆	12.00	.472	163.00	6.417	114.00	4.488	1.66	.065	143°	COROMANT
10.30	.406	32.60	1.283	3	12	860.1-1030-037A1-PM	☆	12.00	.472	102.00	4.015	55.00	2.165	1.67	.065	144°	DIN 6537 K
10.30	.406	53.20	2.094	5	12	860.1-1030-053A1-PM	☆	12.00	.472	118.00	4.645	71.00	2.795	1.67	.065	144°	DIN 6537 L
10.30	.406	84.10	3.311	8	12	860.1-1030-098A1-PM	☆	12.00	.472	163.00	6.417	114.00	4.488	1.67	.065	144°	COROMANT
10.32	.406	32.60	1.283	3	12	860.1-1032-037A1-PM	☆	12.00	.472	102.00	4.015	55.00	2.165	1.68	.066	143°	DIN 6537 K
10.32	.406	53.30	2.098	5	12	860.1-1032-053A1-PM	☆	12.00	.472	118.00	4.645	71.00	2.795	1.68	.066	143°	DIN 6537 L
10.32	.406	84.20	3.315	8	12	860.1-1032-098A1-PM	☆	12.00	.472	163.00	6.417	114.00	4.488	1.68	.066	143°	COROMANT
10.40	.409	32.90	1.295	3	12	860.1-1040-037A1-PM	☆	12.00	.472	102.00	4.015	55.00	2.165	1.69	.066	143°	DIN 6537 K
10.40	.409	53.70	2.114	5	12	860.1-1040-053A1-PM	☆	12.00	.472	118.00	4.645	71.00	2.795	1.69	.066	143°	DIN 6537 L
10.40	.409	84.90	3.343	8	12	860.1-1040-098A1-PM	☆	12.00	.472	163.00	6.417	115.00	4.527	1.69	.066	143°	COROMANT
10.45	.411	54.00	2.126	5	12	860.1-1045-053A1-PM	☆	12.00	.472	118.00	4.645	71.00	2.795	1.70	.066	143°	DIN 6537 L
10.50	.413	33.20	1.307	3	12	860.1-1050-037A1-PM	☆	12.00	.472	102.00	4.015	55.00	2.165	1.71	.067	143°	DIN 6537 K
10.50	.413	54.20	2.134	5	12	860.1-1050-053A1-PM	☆	12.00	.472	118.00	4.645	71.00	2.795	1.71	.067	143°	DIN 6537 L
10.50	.413	85.70	3.374	8	12	860.1-1050-098A1-PM	☆	12.00	.472	163.00	6.417	115.00	4.527	1.71	.067	143°	COROMANT
10.60	.417	33.50	1.319	3	12	860.1-1060-037A1-PM	☆	12.00	.472	102.00	4.015	55.00	2.165	1.72	.067	144°	DIN 6537 K
10.60	.417	54.70	2.154	5	12	860.1-1060-053A1-PM	☆	12.00	.472	118.00	4.645	71.00	2.795	1.72	.067	144°	DIN 6537 L

O5 Q5 K208 K252 Q1 Q35

Broca de metal duro integral CoroDrill® 860

Mango HA

Suministro de refrigerante interior



TCHA H8
CNSC 1

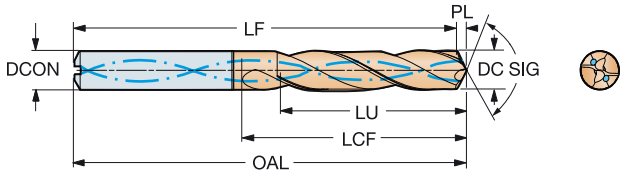

DC	DC"	LU	LU"	ULDR	CZC_{MS}	Código de pedido	P 4234	DCON	DCON"	OAL	OAL"	LCF	LCF"	PL	PL"	SIG	BSG
								Dimensiones, mm, pulg.									
10.70	.421	33.80	1.331	3	12	860.1-1070-037A1-PM	☆	12.00	.472	102.00	4.015	55.00	2.165	1.74	.068	143°	DIN 6537 K
10.70	.421	55.20	2.173	5	12	860.1-1070-053A1-PM	☆	12.00	.472	118.00	4.645	71.00	2.795	1.74	.068	143°	DIN 6537 L
10.70	.421	87.30	3.437	8	12	860.1-1070-098A1-PM	☆	12.00	.472	163.00	6.417	115.00	4.527	1.74	.068	143°	COROMANT
10.71	.422	33.90	1.335	3	12	860.1-1071-037A1-PM	☆	12.00	.472	102.00	4.015	55.00	2.165	1.74	.068	143°	DIN 6537 K
10.71	.422	55.30	2.177	5	12	860.1-1071-053A1-PM	☆	12.00	.472	118.00	4.645	71.00	2.795	1.74	.068	143°	DIN 6537 L
10.80	.425	34.20	1.346	3	12	860.1-1080-037A1-PM	☆	12.00	.472	102.00	4.015	55.00	2.165	1.76	.069	143°	DIN 6537 K
10.80	.425	55.80	2.197	5	12	860.1-1080-053A1-PM	☆	12.00	.472	118.00	4.645	71.00	2.795	1.76	.069	143°	DIN 6537 L
10.80	.425	88.20	3.472	8	12	860.1-1080-098A1-PM	☆	12.00	.472	163.00	6.417	115.00	4.527	1.76	.069	143°	COROMANT
10.90	.429	34.50	1.358	3	12	860.1-1090-037A1-PM	☆	12.00	.472	102.00	4.015	55.00	2.165	1.77	.069	144°	DIN 6537 K
10.90	.429	56.30	2.217	5	12	860.1-1090-053A1-PM	☆	12.00	.472	118.00	4.645	71.00	2.795	1.77	.069	144°	DIN 6537 L
11.00	.433	34.80	1.370	3	12	860.1-1100-037A1-PM	☆	12.00	.472	102.00	4.015	55.00	2.165	1.79	.070	143°	DIN 6537 K
11.00	.433	56.80	2.236	5	12	860.1-1100-053A1-PM	☆	12.00	.472	118.00	4.645	71.00	2.795	1.79	.070	143°	DIN 6537 L
11.00	.433	89.80	3.535	8	12	860.1-1100-098A1-PM	☆	12.00	.472	163.00	6.417	115.00	4.527	1.79	.070	143°	COROMANT
11.10	.437	35.10	1.382	3	12	860.1-1110-037A1-PM	☆	12.00	.472	102.00	4.015	55.00	2.165	1.80	.070	144°	DIN 6537 K
11.10	.437	57.30	2.256	5	12	860.1-1110-053A1-PM	☆	12.00	.472	118.00	4.645	71.00	2.795	1.80	.070	144°	DIN 6537 L
11.10	.437	90.60	3.567	8	12	860.1-1110-098A1-PM	☆	12.00	.472	163.00	6.417	115.00	4.527	1.80	.070	144°	COROMANT
11.11	.437	35.10	1.382	3	12	860.1-1111-037A1-PM	☆	12.00	.472	102.00	4.015	55.00	2.165	1.81	.071	143°	DIN 6537 K
11.11	.437	57.40	2.260	5	12	860.1-1111-053A1-PM	☆	12.00	.472	118.00	4.645	71.00	2.795	1.81	.071	143°	DIN 6537 L
11.11	.437	90.70	3.571	8	12	860.1-1111-098A1-PM	☆	12.00	.472	163.00	6.417	115.00	4.527	1.81	.071	143°	COROMANT
11.20	.441	35.40	1.394	3	12	860.1-1120-037A1-PM	☆	12.00	.472	102.00	4.015	55.00	2.165	1.82	.071	143°	DIN 6537 K
11.20	.441	57.80	2.276	5	12	860.1-1120-053A1-PM	☆	12.00	.472	118.00	4.645	71.00	2.795	1.82	.071	143°	DIN 6537 L
11.20	.441	91.40	3.598	8	12	860.1-1120-098A1-PM	☆	12.00	.472	163.00	6.417	115.00	4.527	1.82	.071	143°	COROMANT
11.30	.445	35.70	1.406	3	12	860.1-1130-037A1-PM	☆	12.00	.472	102.00	4.015	55.00	2.165	1.84	.072	143°	DIN 6537 K
11.30	.445	58.30	2.295	5	12	860.1-1130-053A1-PM	☆	12.00	.472	118.00	4.645	71.00	2.795	1.84	.072	143°	DIN 6537 L
11.30	.445	92.20	3.630	8	12	860.1-1130-098A1-PM	☆	12.00	.472	163.00	6.417	115.00	4.527	1.84	.072	143°	COROMANT
11.40	.449	36.10	1.421	3	12	860.1-1140-037A1-PM	☆	12.00	.472	102.00	4.015	55.00	2.165	1.85	.072	144°	DIN 6537 K
11.40	.449	58.90	2.319	5	12	860.1-1140-053A1-PM	☆	12.00	.472	118.00	4.645	71.00	2.795	1.85	.072	144°	DIN 6537 L
11.40	.449	93.10	3.665	8	12	860.1-1140-098A1-PM	☆	12.00	.472	163.00	6.417	115.00	4.527	1.85	.072	144°	COROMANT
11.50	.453	36.40	1.433	3	12	860.1-1150-037A1-PM	☆	12.00	.472	102.00	4.015	55.00	2.165	1.87	.073	143°	DIN 6537 K
11.50	.453	59.40	2.339	5	12	860.1-1150-053A1-PM	☆	12.00	.472	118.00	4.645	71.00	2.795	1.87	.073	143°	DIN 6537 L
11.50	.453	93.90	3.697	8	12	860.1-1150-098A1-PM	☆	12.00	.472	163.00	6.417	116.00	4.566	1.87	.073	143°	COROMANT
11.51	.453	36.40	1.433	3	12	860.1-1151-037A1-PM	☆	12.00	.472	102.00	4.015	55.00	2.165	1.87	.073	143°	DIN 6537 K
11.51	.453	59.40	2.339	5	12	860.1-1151-053A1-PM	☆	12.00	.472	118.00	4.645	71.00	2.795	1.87	.073	143°	DIN 6537 L
11.60	.457	36.70	1.445	3	12	860.1-1160-037A1-PM	☆	12.00	.472	102.00	4.015	55.00	2.165	1.89	.074	143°	DIN 6537 K
11.60	.457	59.90	2.358	5	12	860.1-1160-053A1-PM	☆	12.00	.472	118.00	4.645	71.00	2.795	1.89	.074	143°	DIN 6537 L
11.70	.461	37.00	1.457	3	12	860.1-1170-037A1-PM	☆	12.00	.472	102.00	4.015	55.00	2.165	1.90	.074	144°	DIN 6537 K
11.70	.461	60.40	2.378	5	12	860.1-1170-053A1-PM	☆	12.00	.472	118.00	4.645	71.00	2.795	1.90	.074	144°	DIN 6537 L
11.70	.461	95.50	3.760	8	12	860.1-1170-098A1-PM	☆	12.00	.472	163.00	6.417	116.00	4.566	1.90	.074	144°	COROMANT
11.80	.465	37.30	1.469	3	12	860.1-1180-037A1-PM	☆	12.00	.472	102.00	4.015	55.00	2.165	1.92	.075	143°	DIN 6537 K
11.80	.465	60.90	2.398	5	12	860.1-1180-053A1-PM	☆	12.00	.472	118.00	4.645	71.00	2.795	1.92	.075	143°	DIN 6537 L
11.80	.465	96.30	3.791	8	12	860.1-1180-098A1-PM	☆	12.00	.472	163.00	6.417	116.00	4.566	1.92	.075	143°	COROMANT
11.90	.469	37.60	1.480	3	12	860.1-1190-037A1-PM	☆	12.00	.472	102.00	4.015	55.00	2.165	1.94	.076	143°	DIN 6537 K
11.90	.469	61.40	2.417	5	12	860.1-1190-053A1-PM	☆	12.00	.472	118.00	4.645	71.00	2.795	1.94	.076	143°	DIN 6537 L
11.90	.469	97.10	3.823	8	12	860.1-1190-098A1-PM	☆	12.00	.472	163.00	6.417	116.00	4.566	1.94	.076	143°	COROMANT
12.00	.472	38.00	1.496	3	12	860.1-1200-037A1-PM	☆	12.00	.472	102.00	4.015	55.00	2.165	1.95	.076	143°	DIN 6537 K
12.00	.472	62.00	2.441	5	12	860.1-1200-053A1-PM	☆	12.00	.472	118.00	4.645	71.00	2.795	1.95	.076	143°	DIN 6537 L
12.00	.472	98.00	3.858	8	12	860.1-1200-098A1-PM	☆	12.00	.472	163.00	6.417	116.00	4.566	1.95	.076	143°	COROMANT

O5 Q5 K208 K252 Q1 Q35

Broca de metal duro integral CoroDrill® 860

Mango HA

Suministro de refrigerante interior



TCHA H8
CNSC 1

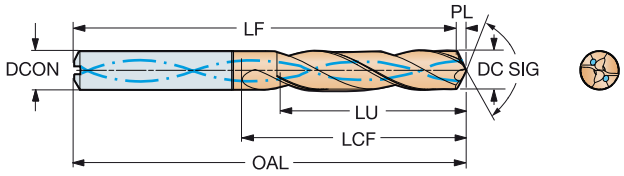

Dimensiones, mm, pulg.

DC	DC"	LU	LU"	ULDR	CZC_{MS}	Código de pedido	P 4234	DCON	DCON"	OAL	OAL"	LCF	LCF"	PL	PL"	SIG	BSG
12.10	.476	38.30	1.508	3	14	860.1-1210-040A1-PM	☆	14.00	.551	107.00	4.212	60.00	2.362	1.99	.078	143°	DIN 6537 K
12.10	.476	62.50	2.461	5	14	860.1-1210-057A1-PM	☆	14.00	.551	124.00	4.881	77.00	3.031	1.99	.078	143°	DIN 6537 L
12.10	.476	98.80	3.890	8	14	860.1-1210-115A1-PM	☆	14.00	.551	182.00	7.165	133.00	5.236	1.99	.078	143°	COROMANT
12.20	.480	38.60	1.520	3	14	860.1-1220-040A1-PM	☆	14.00	.551	107.00	4.212	60.00	2.362	2.00	.078	143°	DIN 6537 K
12.20	.480	63.00	2.480	5	14	860.1-1220-057A1-PM	☆	14.00	.551	124.00	4.881	77.00	3.031	2.00	.078	143°	DIN 6537 L
12.20	.480	99.60	3.921	8	14	860.1-1220-115A1-PM	☆	14.00	.551	182.00	7.165	133.00	5.236	2.00	.078	143°	COROMANT
12.30	.484	38.90	1.532	3	14	860.1-1230-040A1-PM	☆	14.00	.551	107.00	4.212	60.00	2.362	2.01	.079	143°	DIN 6537 K
12.30	.484	63.50	2.500	5	14	860.1-1230-057A1-PM	☆	14.00	.551	124.00	4.881	77.00	3.031	2.01	.079	143°	DIN 6537 L
12.30	.484	100.40	3.953	8	14	860.1-1230-115A1-PM	☆	14.00	.551	182.00	7.165	133.00	5.236	2.01	.079	143°	COROMANT
12.40	.488	64.00	2.520	5	14	860.1-1240-057A1-PM	☆	14.00	.551	124.00	4.881	77.00	3.031	2.03	.079	143°	DIN 6537 L
12.40	.488	101.20	3.984	8	14	860.1-1240-115A1-PM	☆	14.00	.551	182.00	7.165	133.00	5.236	2.03	.079	143°	COROMANT
12.50	.492	39.50	1.555	3	14	860.1-1250-040A1-PM	☆	14.00	.551	107.00	4.212	60.00	2.362	2.04	.080	143°	DIN 6537 K
12.50	.492	64.50	2.539	5	14	860.1-1250-057A1-PM	☆	14.00	.551	124.00	4.881	77.00	3.031	2.04	.080	143°	DIN 6537 L
12.50	.492	102.00	4.016	8	14	860.1-1250-115A1-PM	☆	14.00	.551	182.00	7.165	133.00	5.236	2.04	.080	143°	COROMANT
12.60	.496	39.90	1.571	3	14	860.1-1260-040A1-PM	☆	14.00	.551	107.00	4.212	60.00	2.362	2.06	.081	143°	DIN 6537 K
12.70	.500	40.20	1.583	3	14	860.1-1270-040A1-PM	☆	14.00	.551	107.00	4.212	60.00	2.362	2.07	.081	143°	DIN 6537 K
12.70	.500	65.60	2.583	5	14	860.1-1270-057A1-PM	☆	14.00	.551	124.00	4.881	77.00	3.031	2.07	.081	143°	DIN 6537 L
12.70	.500	103.70	4.083	8	14	860.1-1270-115A1-PM	☆	14.00	.551	182.00	7.165	134.00	5.275	2.07	.081	143°	COROMANT
12.80	.504	40.50	1.594	3	14	860.1-1280-040A1-PM	☆	14.00	.551	107.00	4.212	60.00	2.362	2.09	.082	143°	DIN 6537 K
12.80	.504	66.10	2.602	5	14	860.1-1280-057A1-PM	☆	14.00	.551	124.00	4.881	77.00	3.031	2.09	.082	143°	DIN 6537 L
12.80	.504	104.50	4.114	8	14	860.1-1280-115A1-PM	☆	14.00	.551	182.00	7.165	134.00	5.275	2.09	.082	143°	COROMANT
13.00	.512	41.10	1.618	3	14	860.1-1300-040A1-PM	☆	14.00	.551	107.00	4.212	60.00	2.362	2.11	.083	144°	DIN 6537 K
13.00	.512	67.10	2.642	5	14	860.1-1300-057A1-PM	☆	14.00	.551	124.00	4.881	77.00	3.031	2.11	.083	144°	DIN 6537 L
13.00	.512	106.10	4.177	8	14	860.1-1300-115A1-PM	☆	14.00	.551	182.00	7.165	134.00	5.275	2.11	.083	144°	COROMANT
13.10	.516	41.40	1.630	3	14	860.1-1310-040A1-PM	☆	14.00	.551	107.00	4.212	60.00	2.362	2.13	.083	143°	DIN 6537 K
13.10	.516	67.60	2.661	5	14	860.1-1310-057A1-PM	☆	14.00	.551	124.00	4.881	77.00	3.031	2.13	.083	143°	DIN 6537 L
13.10	.516	106.90	4.209	8	14	860.1-1310-115A1-PM	☆	14.00	.551	182.00	7.165	134.00	5.275	2.13	.083	143°	COROMANT
13.25	.522	41.90	1.650	3	14	860.1-1325-040A1-PM	☆	14.00	.551	107.00	4.212	60.00	2.362	2.15	.084	144°	DIN 6537 K
13.25	.522	68.40	2.693	5	14	860.1-1325-057A1-PM	☆	14.00	.551	124.00	4.881	77.00	3.031	2.15	.084	144°	DIN 6537 L
13.25	.522	108.20	4.260	8	14	860.1-1325-115A1-PM	☆	14.00	.551	182.00	7.165	134.00	5.275	2.15	.084	144°	COROMANT
13.50	.531	42.70	1.681	3	14	860.1-1350-040A1-PM	☆	14.00	.551	107.00	4.212	60.00	2.362	2.19	.086	144°	DIN 6537 K
13.50	.531	69.70	2.744	5	14	860.1-1350-057A1-PM	☆	14.00	.551	124.00	4.881	77.00	3.031	2.19	.086	144°	DIN 6537 L
13.50	.531	110.20	4.339	8	14	860.1-1350-115A1-PM	☆	14.00	.551	182.00	7.165	134.00	5.275	2.19	.086	144°	COROMANT
13.75	.541	43.50	1.713	3	14	860.1-1375-040A1-PM	☆	14.00	.551	107.00	4.212	60.00	2.362	2.22	.087	144°	DIN 6537 K
13.75	.541	71.00	2.795	5	14	860.1-1375-057A1-PM	☆	14.00	.551	124.00	4.881	77.00	3.031	2.22	.087	144°	DIN 6537 L
13.80	.543	43.60	1.717	3	14	860.1-1380-040A1-PM	☆	14.00	.551	107.00	4.212	60.00	2.362	2.23	.087	144°	DIN 6537 K
13.80	.543	71.20	2.803	5	14	860.1-1380-057A1-PM	☆	14.00	.551	124.00	4.881	77.00	3.031	2.23	.087	144°	DIN 6537 L
13.80	.543	112.60	4.433	8	14	860.1-1380-115A1-PM	☆	14.00	.551	182.00	7.165	134.00	5.275	2.23	.087	144°	COROMANT
13.89	.547	71.70	2.823	5	14	860.1-1389-057A1-PM	☆	14.00	.551	124.00	4.881	77.00	3.031	2.24	.088	144°	DIN 6537 L
14.00	.551	44.30	1.744	3	14	860.1-1400-040A1-PM	☆	14.00	.551	107.00	4.212	60.00	2.362	2.26	.088	144°	DIN 6537 K
14.00	.551	72.30	2.846	5	14	860.1-1400-057A1-PM	☆	14.00	.551	124.00	4.881	77.00	3.031	2.26	.088	144°	DIN 6537 L
14.00	.551	114.30	4.500	8	14	860.1-1400-115A1-PM	☆	14.00	.551	182.00	7.165	134.00	5.275	2.26	.088	144°	COROMANT
14.25	.561	45.00	1.772	3	16	860.1-1425-044A1-PM	☆	16.00	.629	115.00	4.527	65.00	2.559	2.28	.089	144°	DIN 6537 K
14.25	.561	73.50	2.894	5	16	860.1-1425-062A1-PM	☆	16.00	.629	133.00	5.236	83.00	3.267	2.28	.089	144°	DIN 6537 L
14.29	.563	45.20	1.780	3	16	860.1-1429-044A1-PM	☆	16.00	.629	115.00	4.527	65.00	2.559	2.29	.090	144°	DIN 6537 K
14.29	.563	73.70	2.902	5	16	860.1-1429-062A1-PM	☆	16.00	.629	133.00	5.236	83.00	3.267	2.29	.090	144°	DIN 6537 L
14.50	.571	45.80	1.803	3	16	860.1-1450-044A1-PM	☆	16.00	.629	115.00	4.527	65.00	2.559	2.32	.091	144°	DIN 6537 K
14.50	.571	74.80	2.945	5	16	860.1-1450-062A1-PM	☆	16.00	.629	133.00	5.236	83.00	3.267	2.32	.091	144°	DIN 6537 L

O5 Q5 K208 K252 Q1 Q35

SANDVIK Coromant

Broca de metal duro integral CoroDrill® 860

Mango HA

Suministro de refrigerante interior



TCHA H8
CNSC 1

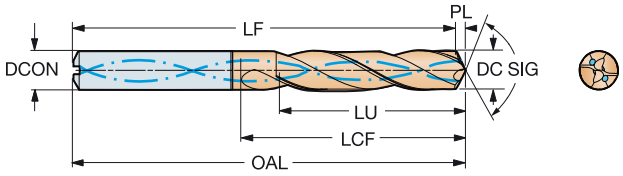

DC	DC"	LU	LU"	ULDR	CZC_{MS}	Código de pedido	P 4234	DCON	DCON"	OAL	OAL"	LCF	LCF"	PL	PL"	SIG	BSG
								Dimensiones, mm, pulg.									
14.69	.578	46.40	1.827	3	16	860.1-1469-044A1-PM	☆	16.00	.629	115.00	4.527	65.00	2.559	2.34	.092	144°	DIN 6537 K
14.69	.578	75.80	2.984	5	16	860.1-1469-062A1-PM	☆	16.00	.629	133.00	5.236	83.00	3.267	2.34	.092	144°	DIN 6537 L
14.75	.581	76.10	2.996	5	16	860.1-1475-062A1-PM	☆	16.00	.629	133.00	5.236	83.00	3.267	2.35	.092	144°	DIN 6537 L
14.80	.583	76.40	3.008	5	16	860.1-1480-062A1-PM	☆	16.00	.629	133.00	5.236	83.00	3.267	2.36	.092	144°	DIN 6537 L
15.00	.591	47.40	1.866	3	16	860.1-1500-044A1-PM	☆	16.00	.629	115.00	4.527	65.00	2.559	2.38	.093	144°	DIN 6537 K
15.00	.591	77.40	3.047	5	16	860.1-1500-062A1-PM	☆	16.00	.629	133.00	5.236	83.00	3.267	2.38	.093	144°	DIN 6537 L
15.50	.610	49.00	1.929	3	16	860.1-1550-044A1-PM	☆	16.00	.629	115.00	4.527	65.00	2.559	2.45	.096	144°	DIN 6537 K
15.50	.610	80.00	3.150	5	16	860.1-1550-062A1-PM	☆	16.00	.629	133.00	5.236	83.00	3.267	2.45	.096	144°	DIN 6537 L
15.80	.622	49.90	1.965	3	16	860.1-1580-044A1-PM	☆	16.00	.629	115.00	4.527	65.00	2.559	2.49	.098	145°	DIN 6537 K
15.80	.622	81.50	3.209	5	16	860.1-1580-062A1-PM	☆	16.00	.629	133.00	5.236	83.00	3.267	2.49	.098	145°	DIN 6537 L
15.87	.625	50.10	1.972	3	16	860.1-1587-044A1-PM	☆	16.00	.629	115.00	4.527	65.00	2.559	2.50	.098	145°	DIN 6537 K
15.87	.625	81.90	3.224	5	16	860.1-1587-062A1-PM	☆	16.00	.629	133.00	5.236	83.00	3.267	2.50	.098	145°	DIN 6537 L
16.00	.630	50.50	1.988	3	16	860.1-1600-044A1-PM	☆	16.00	.629	115.00	4.527	65.00	2.559	2.52	.099	145°	DIN 6537 K
16.00	.630	82.50	3.248	5	16	860.1-1600-062A1-PM	☆	16.00	.629	133.00	5.236	83.00	3.267	2.52	.099	145°	DIN 6537 L
16.00	.630	130.50	5.138	8	16	860.1-1600-133A1-PM	☆	16.00	.629	204.00	8.031	154.00	6.062	2.52	.099	145°	COROMANT
16.10	.634	50.90	2.004	3	18	860.1-1610-050A1-PM	☆	18.00	.708	123.00	4.842	73.00	2.874	2.55	.100	144°	DIN 6537 K
16.10	.634	83.10	3.272	5	18	860.1-1610-070A1-PM	☆	18.00	.708	143.00	5.629	93.00	3.661	2.55	.100	144°	DIN 6537 L
16.50	.650	52.10	2.051	3	18	860.1-1650-050A1-PM	☆	18.00	.708	123.00	4.842	73.00	2.874	2.60	.102	145°	DIN 6537 K
16.50	.650	85.10	3.350	5	18	860.1-1650-070A1-PM	☆	18.00	.708	143.00	5.629	93.00	3.661	2.60	.102	145°	DIN 6537 L
16.67	.656	52.60	2.071	3	18	860.1-1667-050A1-PM	☆	18.00	.708	123.00	4.842	73.00	2.874	2.62	.103	145°	DIN 6537 K
16.67	.656	86.00	3.386	5	18	860.1-1667-070A1-PM	☆	18.00	.708	143.00	5.629	93.00	3.661	2.62	.103	145°	DIN 6537 L
16.80	.661	53.00	2.087	3	18	860.1-1680-050A1-PM	☆	18.00	.708	123.00	4.842	73.00	2.874	2.64	.103	145°	DIN 6537 K
16.80	.661	86.60	3.409	5	18	860.1-1680-070A1-PM	☆	18.00	.708	143.00	5.629	93.00	3.661	2.64	.103	145°	DIN 6537 L
17.00	.669	53.70	2.114	3	18	860.1-1700-050A1-PM	☆	18.00	.708	123.00	4.842	73.00	2.874	2.66	.104	145°	DIN 6537 K
17.00	.669	87.70	3.453	5	18	860.1-1700-070A1-PM	☆	18.00	.708	143.00	5.629	93.00	3.661	2.66	.104	145°	DIN 6537 L
17.50	.689	55.20	2.173	3	18	860.1-1750-050A1-PM	☆	18.00	.708	123.00	4.842	73.00	2.874	2.73	.107	145°	DIN 6537 K
17.50	.689	90.20	3.551	5	18	860.1-1750-070A1-PM	☆	18.00	.708	143.00	5.629	93.00	3.661	2.73	.107	145°	DIN 6537 L
17.80	.701	91.80	3.614	5	18	860.1-1780-070A1-PM	☆	18.00	.708	143.00	5.629	93.00	3.661	2.77	.109	145°	DIN 6537 L
18.00	.709	56.80	2.236	3	18	860.1-1800-050A1-PM	☆	18.00	.708	123.00	4.842	73.00	2.874	2.79	.109	145°	DIN 6537 K
18.00	.709	92.80	3.654	5	18	860.1-1800-070A1-PM	☆	18.00	.708	143.00	5.629	93.00	3.661	2.79	.109	145°	DIN 6537 L
18.50	.728	58.40	2.299	3	20	860.1-1850-055A1-PM	☆	20.00	.787	131.00	5.157	79.00	3.110	2.89	.113	145°	DIN 6537 K
18.80	.740	59.30	2.335	3	20	860.1-1880-055A1-PM	☆	20.00	.787	131.00	5.157	79.00	3.110	2.92	.114	145°	DIN 6537 K
18.80	.740	96.90	3.815	5	20	860.1-1880-077A1-PM	☆	20.00	.787	153.00	6.023	101.00	3.976	2.92	.114	145°	DIN 6537 L
19.00	.748	60.00	2.362	3	20	860.1-1900-055A1-PM	☆	20.00	.787	131.00	5.157	79.00	3.110	2.95	.116	145°	DIN 6537 K
19.00	.748	98.00	3.858	5	20	860.1-1900-077A1-PM	☆	20.00	.787	153.00	6.023	101.00	3.976	2.95	.116	145°	DIN 6537 L
19.05	.750	60.10	2.366	3	20	860.1-1905-055A1-PM	☆	20.00	.787	131.00	5.157	79.00	3.110	2.95	.116	145°	DIN 6537 K
19.05	.750	98.20	3.866	5	20	860.1-1905-077A1-PM	☆	20.00	.787	153.00	6.023	101.00	3.976	2.95	.116	145°	DIN 6537 L
19.80	.780	62.50	2.461	3	20	860.1-1980-055A1-PM	☆	20.00	.787	131.00	5.157	79.00	3.110	3.05	.120	145°	DIN 6537 K
20.00	.787	63.10	2.484	3	20	860.1-2000-055A1-PM	☆	20.00	.787	131.00	5.157	79.00	3.110	3.07	.120	145°	DIN 6537 K
20.00	.787	103.10	4.059	5	20	860.1-2000-077A1-PM	☆	20.00	.787	153.00	6.023	101.00	3.976	3.07	.120	145°	DIN 6537 L

O5 Q5 K208 K252 Q1 Q35

Broca de metal duro integral CoroDrill® 860

Mango HA



TCHA H8
CNSC 0

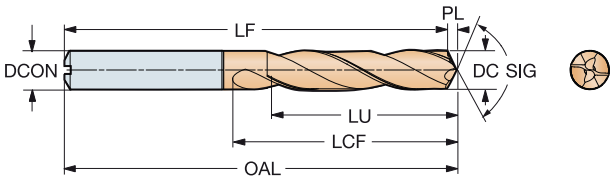

DC	DC"	LU	LU"	ULDR	CZC_{MS}	Código de pedido	P 4234	DCON	DCON"	OAL	OAL"	LCF	LCF"	PL	PL"	SIG	BSG
								Dimensiones, mm, pulg.									
3.00	.118	9.50	.374	3	6	860.1-0300-016A0-PM	☆	6.00	.236	62.00	2.440	20.00	.787	0.51	.020	142°	DIN 6537 K
3.00	.118	15.50	.610	5	6	860.1-0300-021A0-PM	☆	6.00	.236	66.00	2.598	28.00	1.102	0.51	.020	142°	DIN 6537 L
3.10	.122	9.80	.386	3	6	860.1-0310-016A0-PM	☆	6.00	.236	62.00	2.440	20.00	.787	0.52	.020	142°	DIN 6537 K
3.10	.122	16.00	.630	5	6	860.1-0310-021A0-PM	☆	6.00	.236	66.00	2.598	28.00	1.102	0.52	.020	142°	DIN 6537 L
3.20	.126	10.10	.398	3	6	860.1-0320-016A0-PM	☆	6.00	.236	62.00	2.440	20.00	.787	0.54	.021	142°	DIN 6537 K
3.20	.126	16.50	.650	5	6	860.1-0320-021A0-PM	☆	6.00	.236	66.00	2.598	28.00	1.102	0.54	.021	142°	DIN 6537 L
3.30	.130	10.40	.409	3	6	860.1-0330-016A0-PM	☆	6.00	.236	62.00	2.440	20.00	.787	0.55	.021	143°	DIN 6537 K
3.30	.130	17.00	.669	5	6	860.1-0330-021A0-PM	☆	6.00	.236	66.00	2.598	28.00	1.102	0.55	.021	143°	DIN 6537 L
3.38	.133	17.60	.693	5	6	860.1-0338-021A0-PM	☆	6.00	.236	66.00	2.598	28.00	1.102	0.65	.025	137°	DIN 6537 L
3.40	.134	10.80	.425	3	6	860.1-0340-016A0-PM	☆	6.00	.236	62.00	2.440	20.00	.787	0.57	.022	142°	DIN 6537 K
3.40	.134	17.60	.693	5	6	860.1-0340-021A0-PM	☆	6.00	.236	66.00	2.598	28.00	1.102	0.57	.022	142°	DIN 6537 L
3.50	.138	11.10	.437	3	6	860.1-0350-016A0-PM	☆	6.00	.236	62.00	2.440	20.00	.787	0.59	.023	142°	DIN 6537 K
3.50	.138	18.10	.713	5	6	860.1-0350-021A0-PM	☆	6.00	.236	66.00	2.598	28.00	1.102	0.59	.023	142°	DIN 6537 L
3.60	.142	11.40	.449	3	6	860.1-0360-016A0-PM	☆	6.00	.236	62.00	2.440	20.00	.787	0.60	.023	143°	DIN 6537 K
3.60	.142	18.60	.732	5	6	860.1-0360-021A0-PM	☆	6.00	.236	66.00	2.598	28.00	1.102	0.60	.023	143°	DIN 6537 L
3.70	.146	11.70	.461	3	6	860.1-0370-016A0-PM	☆	6.00	.236	62.00	2.440	20.00	.787	0.62	.024	142°	DIN 6537 K
3.70	.146	19.10	.752	5	6	860.1-0370-021A0-PM	☆	6.00	.236	66.00	2.598	28.00	1.102	0.62	.024	142°	DIN 6537 L
3.80	.150	12.10	.476	3	6	860.1-0380-018A0-PM	☆	6.00	.236	66.00	2.598	24.00	.944	0.67	.026	141°	DIN 6537 K
3.80	.150	19.70	.776	5	6	860.1-0380-027A0-PM	☆	6.00	.236	74.00	2.913	36.00	1.417	0.67	.026	141°	DIN 6537 L
3.90	.154	12.40	.488	3	6	860.1-0390-018A0-PM	☆	6.00	.236	66.00	2.598	24.00	.944	0.69	.027	141°	DIN 6537 K
3.90	.154	20.20	.795	5	6	860.1-0390-027A0-PM	☆	6.00	.236	74.00	2.913	36.00	1.417	0.69	.027	141°	DIN 6537 L
4.00	.157	12.70	.500	3	6	860.1-0400-018A0-PM	☆	6.00	.236	66.00	2.598	24.00	.944	0.70	.027	141°	DIN 6537 K
4.00	.157	20.70	.815	5	6	860.1-0400-027A0-PM	☆	6.00	.236	74.00	2.913	36.00	1.417	0.70	.027	141°	DIN 6537 L
4.10	.161	13.00	.512	3	6	860.1-0410-018A0-PM	☆	6.00	.236	66.00	2.598	24.00	.944	0.72	.028	141°	DIN 6537 K
4.10	.161	21.20	.835	5	6	860.1-0410-027A0-PM	☆	6.00	.236	74.00	2.913	36.00	1.417	0.72	.028	141°	DIN 6537 L
4.20	.165	13.30	.524	3	6	860.1-0420-018A0-PM	☆	6.00	.236	66.00	2.598	24.00	.944	0.74	.029	141°	DIN 6537 K
4.20	.165	21.70	.854	5	6	860.1-0420-027A0-PM	☆	6.00	.236	74.00	2.913	36.00	1.417	0.74	.029	141°	DIN 6537 L
4.30	.169	13.70	.539	3	6	860.1-0430-018A0-PM	☆	6.00	.236	66.00	2.598	24.00	.944	0.75	.029	141°	DIN 6537 K
4.30	.169	22.30	.878	5	6	860.1-0430-027A0-PM	☆	6.00	.236	74.00	2.913	36.00	1.417	0.75	.029	141°	DIN 6537 L
4.40	.173	14.00	.551	3	6	860.1-0440-018A0-PM	☆	6.00	.236	66.00	2.598	24.00	.944	0.77	.030	141°	DIN 6537 K
4.40	.173	22.80	.898	5	6	860.1-0440-027A0-PM	☆	6.00	.236	74.00	2.913	36.00	1.417	0.77	.030	141°	DIN 6537 L
4.50	.177	14.30	.563	3	6	860.1-0450-018A0-PM	☆	6.00	.236	66.00	2.598	24.00	.944	0.78	.030	141°	DIN 6537 K
4.50	.177	23.30	.917	5	6	860.1-0450-027A0-PM	☆	6.00	.236	74.00	2.913	36.00	1.417	0.78	.030	141°	DIN 6537 L
4.55	.179	23.50	.925	5	6	860.1-0455-027A0-PM	☆	6.00	.236	74.00	2.913	36.00	1.417	0.79	.031	141°	DIN 6537 L
4.60	.181	14.60	.575	3	6	860.1-0460-018A0-PM	☆	6.00	.236	66.00	2.598	24.00	.944	0.80	.031	141°	DIN 6537 K
4.60	.181	23.80	.937	5	6	860.1-0460-027A0-PM	☆	6.00	.236	74.00	2.913	36.00	1.417	0.80	.031	141°	DIN 6537 L
4.70	.185	14.90	.587	3	6	860.1-0470-018A0-PM	☆	6.00	.236	66.00	2.598	24.00	.944	0.82	.032	141°	DIN 6537 K
4.70	.185	24.30	.957	5	6	860.1-0470-027A0-PM	☆	6.00	.236	74.00	2.913	36.00	1.417	0.82	.032	141°	DIN 6537 L
4.80	.189	15.20	.598	3	6	860.1-0480-019A0-PM	☆	6.00	.236	66.00	2.598	28.00	1.102	0.76	.029	144°	DIN 6537 K
4.80	.189	24.80	.976	5	6	860.1-0480-037A0-PM	☆	6.00	.236	82.00	3.228	44.00	1.732	0.76	.029	144°	DIN 6537 L
4.90	.193	15.50	.610	3	6	860.1-0490-019A0-PM	☆	6.00	.236	66.00	2.598	28.00	1.102	0.77	.030	145°	DIN 6537 K
4.90	.193	25.30	.996	5	6	860.1-0490-037A0-PM	☆	6.00	.236	82.00	3.228	44.00	1.732	0.77	.030	145°	DIN 6537 L
5.00	.197	15.80	.622	3	6	860.1-0500-019A0-PM	☆	6.00	.236	66.00	2.598	28.00	1.102	0.79	.031	144°	DIN 6537 K
5.00	.197	25.80	1.016	5	6	860.1-0500-037A0-PM	☆	6.00	.236	82.00	3.228	44.00	1.732	0.79	.031	144°	DIN 6537 L
5.10	.201	16.10	.634	3	6	860.1-0510-019A0-PM	☆	6.00	.236	66.00	2.598	28.00	1.102	0.80	.031	145°	DIN 6537 K
5.10	.201	26.30	1.035	5	6	860.1-0510-037A0-PM	☆	6.00	.236	82.00	3.228	44.00	1.732	0.80	.031	145°	DIN 6537 L
5.20	.205	16.40	.646	3	6	860.1-0520-019A0-PM	☆	6.00	.236	66.00	2.598	28.00	1.102	0.82	.032	144°	DIN 6537 K
5.20	.205	26.80	1.055	5	6	860.1-0520-037A0-PM	☆	6.00	.236	82.00	3.228	44.00	1.732	0.82	.032	144°	DIN 6537 L

O5

Q5

K208

K252

Q1

Q35

SANDVIK Coromant

Broca de metal duro integral CoroDrill® 860

Mango HA



TCHA H8
CNSC 0

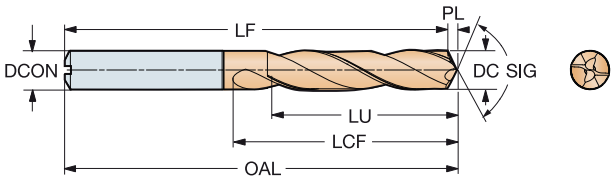

DC	DC"	LU	LU"	ULDR	CZC_{MS}	Código de pedido	P 4234	DCON	DCON"	OAL	OAL"	LCF	LCF"	PL	PL"	SIG	BSG
								Dimensiones, mm, pulg.									
5.30	.209	16.70	.657	3	6	860.1-0530-019A0-PM	☆	6.00	.236	66.00	2.598	28.00	1.102	0.83	.032	145°	DIN 6537 K
5.30	.209	27.30	1.075	5	6	860.1-0530-037A0-PM	☆	6.00	.236	82.00	3.228	44.00	1.732	0.83	.032	145°	DIN 6537 L
5.40	.213	17.10	.673	3	6	860.1-0540-019A0-PM	☆	6.00	.236	66.00	2.598	28.00	1.102	0.85	.033	145°	DIN 6537 K
5.40	.213	27.90	1.098	5	6	860.1-0540-037A0-PM	☆	6.00	.236	82.00	3.228	44.00	1.732	0.85	.033	145°	DIN 6537 L
5.50	.217	17.40	.685	3	6	860.1-0550-019A0-PM	☆	6.00	.236	66.00	2.598	28.00	1.102	0.86	.033	145°	DIN 6537 K
5.50	.217	28.40	1.118	5	6	860.1-0550-037A0-PM	☆	6.00	.236	82.00	3.228	44.00	1.732	0.86	.033	145°	DIN 6537 L
5.60	.220	17.70	.697	3	6	860.1-0560-019A0-PM	☆	6.00	.236	66.00	2.598	28.00	1.102	0.88	.034	145°	DIN 6537 K
5.60	.220	28.90	1.138	5	6	860.1-0560-037A0-PM	☆	6.00	.236	82.00	3.228	44.00	1.732	0.88	.034	145°	DIN 6537 L
5.70	.224	18.00	.709	3	6	860.1-0570-019A0-PM	☆	6.00	.236	66.00	2.598	28.00	1.102	0.89	.035	145°	DIN 6537 K
5.70	.224	29.40	1.157	5	6	860.1-0570-037A0-PM	☆	6.00	.236	82.00	3.228	44.00	1.732	0.89	.035	145°	DIN 6537 L
5.80	.228	18.30	.720	3	6	860.1-0580-019A0-PM	☆	6.00	.236	66.00	2.598	28.00	1.102	0.91	.035	145°	DIN 6537 K
5.80	.228	29.90	1.177	5	6	860.1-0580-037A0-PM	☆	6.00	.236	82.00	3.228	44.00	1.732	0.91	.035	145°	DIN 6537 L
5.90	.232	18.60	.732	3	6	860.1-0590-019A0-PM	☆	6.00	.236	66.00	2.598	28.00	1.102	0.92	.036	145°	DIN 6537 K
5.90	.232	30.40	1.197	5	6	860.1-0590-037A0-PM	☆	6.00	.236	82.00	3.228	44.00	1.732	0.92	.036	145°	DIN 6537 L
6.00	.236	18.90	.744	3	6	860.1-0600-019A0-PM	☆	6.00	.236	66.00	2.598	28.00	1.102	0.94	.037	145°	DIN 6537 K
6.00	.236	30.90	1.217	5	6	860.1-0600-037A0-PM	☆	6.00	.236	82.00	3.228	44.00	1.732	0.94	.037	145°	DIN 6537 L
6.10	.240	19.30	.760	3	8	860.1-0610-024A0-PM	☆	8.00	.314	79.00	3.110	34.00	1.338	1.01	.039	143°	DIN 6537 K
6.10	.240	31.50	1.240	5	8	860.1-0610-040A0-PM	☆	8.00	.314	91.00	3.582	53.00	2.086	1.01	.039	143°	DIN 6537 L
6.20	.244	19.60	.772	3	8	860.1-0620-024A0-PM	☆	8.00	.314	79.00	3.110	34.00	1.338	1.02	.040	143°	DIN 6537 K
6.20	.244	32.00	1.260	5	8	860.1-0620-040A0-PM	☆	8.00	.314	91.00	3.582	53.00	2.086	1.02	.040	143°	DIN 6537 L
6.30	.248	19.90	.783	3	8	860.1-0630-024A0-PM	☆	8.00	.314	79.00	3.110	34.00	1.338	1.03	.040	143°	DIN 6537 K
6.30	.248	32.50	1.280	5	8	860.1-0630-040A0-PM	☆	8.00	.314	91.00	3.582	53.00	2.086	1.03	.040	143°	DIN 6537 L
6.40	.252	20.30	.799	3	8	860.1-0640-024A0-PM	☆	8.00	.314	79.00	3.110	34.00	1.338	1.05	.041	143°	DIN 6537 K
6.40	.252	33.10	1.303	5	8	860.1-0640-040A0-PM	☆	8.00	.314	91.00	3.582	53.00	2.086	1.05	.041	143°	DIN 6537 L
6.50	.256	20.60	.811	3	8	860.1-0650-024A0-PM	☆	8.00	.314	79.00	3.110	34.00	1.338	1.06	.041	143°	DIN 6537 K
6.50	.256	33.60	1.323	5	8	860.1-0650-040A0-PM	☆	8.00	.314	91.00	3.582	53.00	2.086	1.06	.041	143°	DIN 6537 L
6.60	.260	20.90	.823	3	8	860.1-0660-024A0-PM	☆	8.00	.314	79.00	3.110	34.00	1.338	1.08	.042	143°	DIN 6537 K
6.60	.260	34.10	1.343	5	8	860.1-0660-040A0-PM	☆	8.00	.314	91.00	3.582	53.00	2.086	1.08	.042	143°	DIN 6537 L
6.70	.264	21.20	.835	3	8	860.1-0670-024A0-PM	☆	8.00	.314	79.00	3.110	34.00	1.338	1.09	.042	143°	DIN 6537 K
6.70	.264	34.60	1.362	5	8	860.1-0670-040A0-PM	☆	8.00	.314	91.00	3.582	53.00	2.086	1.09	.042	143°	DIN 6537 L
6.80	.268	21.50	.846	3	8	860.1-0680-024A0-PM	☆	8.00	.314	79.00	3.110	34.00	1.338	1.11	.043	143°	DIN 6537 K
6.80	.268	35.10	1.382	5	8	860.1-0680-040A0-PM	☆	8.00	.314	91.00	3.582	53.00	2.086	1.11	.043	143°	DIN 6537 L
6.90	.272	21.80	.858	3	8	860.1-0690-024A0-PM	☆	8.00	.314	79.00	3.110	34.00	1.338	1.12	.044	144°	DIN 6537 K
6.90	.272	35.60	1.402	5	8	860.1-0690-040A0-PM	☆	8.00	.314	91.00	3.582	53.00	2.086	1.12	.044	144°	DIN 6537 L
7.00	.276	22.10	.870	3	8	860.1-0700-024A0-PM	☆	8.00	.314	79.00	3.110	34.00	1.338	1.14	.044	143°	DIN 6537 K
7.00	.276	36.10	1.421	5	8	860.1-0700-040A0-PM	☆	8.00	.314	91.00	3.582	53.00	2.086	1.14	.044	143°	DIN 6537 L
7.10	.280	22.50	.886	3	8	860.1-0710-028A0-PM	☆	8.00	.314	79.00	3.110	41.00	1.614	1.15	.045	144°	DIN 6537 K
7.10	.280	36.70	1.445	5	8	860.1-0710-040A0-PM	☆	8.00	.314	91.00	3.582	53.00	2.086	1.15	.045	144°	DIN 6537 L
7.20	.283	22.80	.898	3	8	860.1-0720-028A0-PM	☆	8.00	.314	79.00	3.110	41.00	1.614	1.16	.045	144°	DIN 6537 K
7.20	.283	37.20	1.465	5	8	860.1-0720-040A0-PM	☆	8.00	.314	91.00	3.582	53.00	2.086	1.16	.045	144°	DIN 6537 L
7.30	.287	23.10	.909	3	8	860.1-0730-028A0-PM	☆	8.00	.314	79.00	3.110	41.00	1.614	1.18	.046	144°	DIN 6537 K
7.30	.287	37.70	1.484	5	8	860.1-0730-040A0-PM	☆	8.00	.314	91.00	3.582	53.00	2.086	1.18	.046	144°	DIN 6537 L
7.40	.291	23.40	.921	3	8	860.1-0740-028A0-PM	☆	8.00	.314	79.00	3.110	41.00	1.614	1.19	.046	144°	DIN 6537 K
7.40	.291	38.20	1.504	5	8	860.1-0740-040A0-PM	☆	8.00	.314	91.00	3.582	53.00	2.086	1.19	.046	144°	DIN 6537 L
7.50	.295	23.70	.933	3	8	860.1-0750-028A0-PM	☆	8.00	.314	79.00	3.110	41.00	1.614	1.21	.047	144°	DIN 6537 K
7.50	.295	38.70	1.524	5	8	860.1-0750-040A0-PM	☆	8.00	.314	91.00	3.582	53.00	2.086	1.21	.047	144°	DIN 6537 L
7.60	.299	24.00	.945	3	8	860.1-0760-028A0-PM	☆	8.00	.314	79.00	3.110	41.00	1.614	1.22	.048	144°	DIN 6537 K
7.70	.303	24.30	.957	3	8	860.1-0770-028A0-PM	☆	8.00	.314	79.00	3.110	41.00	1.614	1.24	.048	144°	DIN 6537 K
7.70	.303	39.70	1.563	5	8	860.1-0770-040A0-PM	☆	8.00	.314	91.00	3.582	53.00	2.086	1.24	.048	144°	DIN 6537 L

O5 Q5 K208 K252 Q1 Q35

Broca de metal duro integral CoroDrill® 860

Mango HA



TCHA H8
CNSC 0

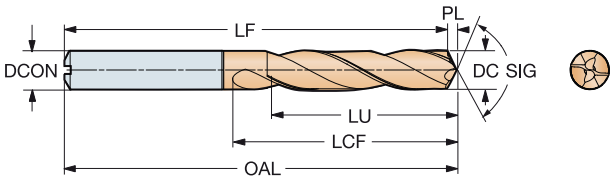

DC	DC"	LU	LU"	ULDR	CZC_{MS}	Código de pedido	P 4234	DCON	DCON"	OAL	OAL"	LCF	LCF"	PL	PL"	SIG	BSG
								Dimensiones, mm, pulg.									
7.80	.307	24.70	.972	3	8	860.1-0780-028A0-PM	☆	8.00	.314	79.00	3.110	41.00	1.614	1.25	.049	144°	DIN 6537 K
7.80	.307	40.30	1.587	5	8	860.1-0780-040A0-PM	☆	8.00	.314	91.00	3.582	53.00	2.086	1.25	.049	144°	DIN 6537 L
7.90	.311	25.00	.984	3	8	860.1-0790-028A0-PM	☆	8.00	.314	79.00	3.110	41.00	1.614	1.27	.050	144°	DIN 6537 K
7.90	.311	40.80	1.606	5	8	860.1-0790-040A0-PM	☆	8.00	.314	91.00	3.582	53.00	2.086	1.27	.050	144°	DIN 6537 L
8.00	.315	25.30	.996	3	8	860.1-0800-028A0-PM	☆	8.00	.314	79.00	3.110	41.00	1.614	1.28	.050	144°	DIN 6537 K
8.00	.315	41.30	1.626	5	8	860.1-0800-040A0-PM	☆	8.00	.314	91.00	3.582	53.00	2.086	1.28	.050	144°	DIN 6537 L
8.10	.319	25.60	1.008	3	10	860.1-0810-031A0-PM	☆	10.00	.393	89.00	3.503	47.00	1.850	1.33	.052	143°	DIN 6537 K
8.10	.319	41.80	1.646	5	10	860.1-0810-045A0-PM	☆	10.00	.393	103.00	4.055	61.00	2.401	1.33	.052	143°	DIN 6537 L
8.20	.323	25.90	1.020	3	10	860.1-0820-031A0-PM	☆	10.00	.393	89.00	3.503	47.00	1.850	1.34	.052	143°	DIN 6537 K
8.20	.323	42.30	1.665	5	10	860.1-0820-045A0-PM	☆	10.00	.393	103.00	4.055	61.00	2.401	1.34	.052	143°	DIN 6537 L
8.30	.327	26.30	1.035	3	10	860.1-0830-031A0-PM	☆	10.00	.393	89.00	3.503	47.00	1.850	1.36	.053	143°	DIN 6537 K
8.30	.327	42.90	1.689	5	10	860.1-0830-045A0-PM	☆	10.00	.393	103.00	4.055	61.00	2.401	1.36	.053	143°	DIN 6537 L
8.40	.331	26.60	1.047	3	10	860.1-0840-031A0-PM	☆	10.00	.393	89.00	3.503	47.00	1.850	1.37	.053	143°	DIN 6537 K
8.40	.331	43.40	1.709	5	10	860.1-0840-045A0-PM	☆	10.00	.393	103.00	4.055	61.00	2.401	1.37	.053	143°	DIN 6537 L
8.50	.335	26.90	1.059	3	10	860.1-0850-031A0-PM	☆	10.00	.393	89.00	3.503	47.00	1.850	1.39	.054	143°	DIN 6537 K
8.50	.335	43.90	1.728	5	10	860.1-0850-045A0-PM	☆	10.00	.393	103.00	4.055	61.00	2.401	1.39	.054	143°	DIN 6537 L
8.60	.339	27.20	1.071	3	10	860.1-0860-031A0-PM	☆	10.00	.393	89.00	3.503	47.00	1.850	1.40	.055	143°	DIN 6537 K
8.60	.339	44.40	1.748	5	10	860.1-0860-045A0-PM	☆	10.00	.393	103.00	4.055	61.00	2.401	1.40	.055	143°	DIN 6537 L
8.70	.343	27.50	1.083	3	10	860.1-0870-031A0-PM	☆	10.00	.393	89.00	3.503	47.00	1.850	1.42	.055	143°	DIN 6537 K
8.70	.343	44.90	1.768	5	10	860.1-0870-045A0-PM	☆	10.00	.393	103.00	4.055	61.00	2.401	1.42	.055	143°	DIN 6537 L
8.80	.346	27.80	1.094	3	10	860.1-0880-031A0-PM	☆	10.00	.393	89.00	3.503	47.00	1.850	1.43	.056	143°	DIN 6537 K
8.80	.346	45.40	1.787	5	10	860.1-0880-045A0-PM	☆	10.00	.393	103.00	4.055	61.00	2.401	1.43	.056	143°	DIN 6537 L
9.00	.354	28.50	1.122	3	10	860.1-0900-031A0-PM	☆	10.00	.393	89.00	3.503	47.00	1.850	1.46	.057	144°	DIN 6537 K
9.00	.354	46.50	1.831	5	10	860.1-0900-045A0-PM	☆	10.00	.393	103.00	4.055	61.00	2.401	1.46	.057	144°	DIN 6537 L
9.10	.358	28.80	1.134	3	10	860.1-0910-031A0-PM	☆	10.00	.393	89.00	3.503	47.00	1.850	1.48	.058	143°	DIN 6537 K
9.20	.362	29.10	1.146	3	10	860.1-0920-031A0-PM	☆	10.00	.393	89.00	3.503	47.00	1.850	1.49	.058	144°	DIN 6537 K
9.20	.362	47.50	1.870	5	10	860.1-0920-045A0-PM	☆	10.00	.393	103.00	4.055	61.00	2.401	1.49	.058	144°	DIN 6537 L
9.30	.366	29.40	1.157	3	10	860.1-0930-031A0-PM	☆	10.00	.393	89.00	3.503	47.00	1.850	1.51	.059	144°	DIN 6537 K
9.30	.366	48.00	1.890	5	10	860.1-0930-045A0-PM	☆	10.00	.393	103.00	4.055	61.00	2.401	1.51	.059	144°	DIN 6537 L
9.40	.370	29.70	1.169	3	10	860.1-0940-031A0-PM	☆	10.00	.393	89.00	3.503	47.00	1.850	1.52	.059	144°	DIN 6537 K
9.50	.374	30.00	1.181	3	10	860.1-0950-031A0-PM	☆	10.00	.393	89.00	3.503	47.00	1.850	1.53	.060	144°	DIN 6537 K
9.50	.374	49.00	1.929	5	10	860.1-0950-045A0-PM	☆	10.00	.393	103.00	4.055	61.00	2.401	1.53	.060	144°	DIN 6537 L
9.60	.378	30.40	1.197	3	10	860.1-0960-031A0-PM	☆	10.00	.393	89.00	3.503	47.00	1.850	1.55	.061	144°	DIN 6537 K
9.60	.378	49.60	1.953	5	10	860.1-0960-045A0-PM	☆	10.00	.393	103.00	4.055	61.00	2.401	1.55	.061	144°	DIN 6537 L
9.70	.382	30.70	1.209	3	10	860.1-0970-031A0-PM	☆	10.00	.393	89.00	3.503	47.00	1.850	1.56	.061	144°	DIN 6537 K
9.70	.382	50.10	1.972	5	10	860.1-0970-045A0-PM	☆	10.00	.393	103.00	4.055	61.00	2.401	1.56	.061	144°	DIN 6537 L
9.80	.386	31.00	1.220	3	10	860.1-0980-031A0-PM	☆	10.00	.393	89.00	3.503	47.00	1.850	1.58	.062	144°	DIN 6537 K
9.80	.386	50.60	1.992	5	10	860.1-0980-045A0-PM	☆	10.00	.393	103.00	4.055	61.00	2.401	1.58	.062	144°	DIN 6537 L
9.90	.390	31.30	1.232	3	10	860.1-0990-031A0-PM	☆	10.00	.393	89.00	3.503	47.00	1.850	1.59	.062	144°	DIN 6537 K
9.90	.390	51.10	2.012	5	10	860.1-0990-045A0-PM	☆	10.00	.393	103.00	4.055	61.00	2.401	1.59	.062	144°	DIN 6537 L
10.00	.394	31.60	1.244	3	10	860.1-1000-031A0-PM	☆	10.00	.393	89.00	3.503	47.00	1.850	1.61	.063	144°	DIN 6537 K
10.00	.394	51.60	2.032	5	10	860.1-1000-045A0-PM	☆	10.00	.393	103.00	4.055	61.00	2.401	1.61	.063	144°	DIN 6537 L
10.10	.398	31.90	1.256	3	12	860.1-1010-037A0-PM	☆	12.00	.472	102.00	4.015	55.00	2.165	1.64	.064	144°	DIN 6537 K
10.10	.398	52.10	2.051	5	12	860.1-1010-053A0-PM	☆	12.00	.472	118.00	4.645	71.00	2.795	1.64	.064	144°	DIN 6537 L
10.20	.402	32.30	1.272	3	12	860.1-1020-037A0-PM	☆	12.00	.472	102.00	4.015	55.00	2.165	1.66	.065	143°	DIN 6537 K
10.20	.402	52.70	2.075	5	12	860.1-1020-053A0-PM	☆	12.00	.472	118.00	4.645	71.00	2.795	1.66	.065	143°	DIN 6537 L
10.30	.406	32.60	1.283	3	12	860.1-1030-037A0-PM	☆	12.00	.472	102.00	4.015	55.00	2.165	1.67	.065	144°	DIN 6537 K
10.30	.406	53.20	2.094	5	12	860.1-1030-053A0-PM	☆	12.00	.472	118.00	4.645	71.00	2.795	1.67	.065	144°	DIN 6537 L

O5 Q5 K208 K252 Q1 Q35

Broca de metal duro integral CoroDrill® 860

Mango HA



TCHA H8
CNSC 0

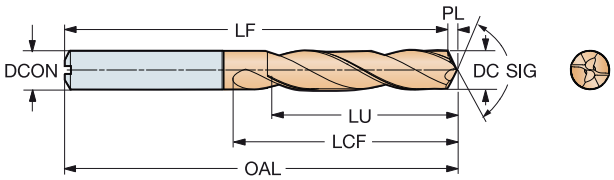

Dimensiones, mm, pulg.

DC	DC"	LU	LU"	ULDR	CZC_{MS}	Código de pedido	P 4234	DCON	DCON"	OAL	OAL"	LCF	LCF"	PL	PL"	SIG	BSG
10.40	.409	32.90	1.295	3	12	860.1-1040-037A0-PM	☆	12.00	.472	102.00	4.015	55.00	2.165	1.69	.066	143°	DIN 6537 K
10.40	.409	53.70	2.114	5	12	860.1-1040-053A0-PM	☆	12.00	.472	118.00	4.645	71.00	2.795	1.69	.066	143°	DIN 6537 L
10.50	.413	33.20	1.307	3	12	860.1-1050-037A0-PM	☆	12.00	.472	102.00	4.015	55.00	2.165	1.71	.067	143°	DIN 6537 K
10.50	.413	54.20	2.134	5	12	860.1-1050-053A0-PM	☆	12.00	.472	118.00	4.645	71.00	2.795	1.71	.067	143°	DIN 6537 L
10.60	.417	33.50	1.319	3	12	860.1-1060-037A0-PM	☆	12.00	.472	102.00	4.015	55.00	2.165	1.72	.067	144°	DIN 6537 K
10.60	.417	54.70	2.154	5	12	860.1-1060-053A0-PM	☆	12.00	.472	118.00	4.645	71.00	2.795	1.72	.067	144°	DIN 6537 L
10.70	.421	33.80	1.331	3	12	860.1-1070-037A0-PM	☆	12.00	.472	102.00	4.015	55.00	2.165	1.74	.068	143°	DIN 6537 K
10.70	.421	55.20	2.173	5	12	860.1-1070-053A0-PM	☆	12.00	.472	118.00	4.645	71.00	2.795	1.74	.068	143°	DIN 6537 L
10.80	.425	34.20	1.346	3	12	860.1-1080-037A0-PM	☆	12.00	.472	102.00	4.015	55.00	2.165	1.76	.069	143°	DIN 6537 K
10.80	.425	55.80	2.197	5	12	860.1-1080-053A0-PM	☆	12.00	.472	118.00	4.645	71.00	2.795	1.76	.069	143°	DIN 6537 L
10.90	.429	34.50	1.358	3	12	860.1-1090-037A0-PM	☆	12.00	.472	102.00	4.015	55.00	2.165	1.77	.069	144°	DIN 6537 K
11.00	.433	34.80	1.370	3	12	860.1-1100-037A0-PM	☆	12.00	.472	102.00	4.015	55.00	2.165	1.79	.070	143°	DIN 6537 K
11.00	.433	56.80	2.236	5	12	860.1-1100-053A0-PM	☆	12.00	.472	118.00	4.645	71.00	2.795	1.79	.070	143°	DIN 6537 L
11.10	.437	35.10	1.382	3	12	860.1-1110-037A0-PM	☆	12.00	.472	102.00	4.015	55.00	2.165	1.80	.070	144°	DIN 6537 K
11.10	.437	57.30	2.256	5	12	860.1-1110-053A0-PM	☆	12.00	.472	118.00	4.645	71.00	2.795	1.80	.070	144°	DIN 6537 L
11.20	.441	35.40	1.394	3	12	860.1-1120-037A0-PM	☆	12.00	.472	102.00	4.015	55.00	2.165	1.82	.071	143°	DIN 6537 K
11.20	.441	57.80	2.276	5	12	860.1-1120-053A0-PM	☆	12.00	.472	118.00	4.645	71.00	2.795	1.82	.071	143°	DIN 6537 L
11.50	.453	36.40	1.433	3	12	860.1-1150-037A0-PM	☆	12.00	.472	102.00	4.015	55.00	2.165	1.87	.073	143°	DIN 6537 K
11.50	.453	59.40	2.339	5	12	860.1-1150-053A0-PM	☆	12.00	.472	118.00	4.645	71.00	2.795	1.87	.073	143°	DIN 6537 L
11.60	.457	36.70	1.445	3	12	860.1-1160-037A0-PM	☆	12.00	.472	102.00	4.015	55.00	2.165	1.89	.074	143°	DIN 6537 K
11.70	.461	37.00	1.457	3	12	860.1-1170-037A0-PM	☆	12.00	.472	102.00	4.015	55.00	2.165	1.90	.074	144°	DIN 6537 K
11.70	.461	60.40	2.378	5	12	860.1-1170-053A0-PM	☆	12.00	.472	118.00	4.645	71.00	2.795	1.90	.074	144°	DIN 6537 L
11.80	.465	37.30	1.469	3	12	860.1-1180-037A0-PM	☆	12.00	.472	102.00	4.015	55.00	2.165	1.92	.075	143°	DIN 6537 K
11.80	.465	60.90	2.398	5	12	860.1-1180-053A0-PM	☆	12.00	.472	118.00	4.645	71.00	2.795	1.92	.075	143°	DIN 6537 L
12.00	.472	38.00	1.496	3	12	860.1-1200-037A0-PM	☆	12.00	.472	102.00	4.015	55.00	2.165	1.95	.076	143°	DIN 6537 K
12.00	.472	62.00	2.441	5	12	860.1-1200-053A0-PM	☆	12.00	.472	118.00	4.645	71.00	2.795	1.95	.076	143°	DIN 6537 L
12.10	.476	38.30	1.508	3	14	860.1-1210-040A0-PM	☆	14.00	.551	107.00	4.212	60.00	2.362	1.99	.078	143°	DIN 6537 K
12.10	.476	62.50	2.461	5	14	860.1-1210-057A0-PM	☆	14.00	.551	124.00	4.881	77.00	3.031	1.99	.078	143°	DIN 6537 L
12.20	.480	38.60	1.520	3	14	860.1-1220-040A0-PM	☆	14.00	.551	107.00	4.212	60.00	2.362	2.00	.078	143°	DIN 6537 K
12.20	.480	63.00	2.480	5	14	860.1-1220-057A0-PM	☆	14.00	.551	124.00	4.881	77.00	3.031	2.00	.078	143°	DIN 6537 L
12.30	.484	38.90	1.532	3	14	860.1-1230-040A0-PM	☆	14.00	.551	107.00	4.212	60.00	2.362	2.01	.079	143°	DIN 6537 K
12.30	.484	63.50	2.500	5	14	860.1-1230-057A0-PM	☆	14.00	.551	124.00	4.881	77.00	3.031	2.01	.079	143°	DIN 6537 L
12.40	.488	39.20	1.543	3	14	860.1-1240-040A0-PM	☆	14.00	.551	107.00	4.212	60.00	2.362	2.01	.079	144°	DIN 6537 K
12.50	.492	39.50	1.555	3	14	860.1-1250-040A0-PM	☆	14.00	.551	107.00	4.212	60.00	2.362	2.04	.080	143°	DIN 6537 K
12.50	.492	64.50	2.539	5	14	860.1-1250-057A0-PM	☆	14.00	.551	124.00	4.881	77.00	3.031	2.04	.080	143°	DIN 6537 L
12.60	.496	39.90	1.571	3	14	860.1-1260-040A0-PM	☆	14.00	.551	107.00	4.212	60.00	2.362	2.06	.081	143°	DIN 6537 K
12.60	.496	65.10	2.563	5	14	860.1-1260-057A0-PM	☆	14.00	.551	124.00	4.881	77.00	3.031	2.07	.081	143°	DIN 6537 L
12.70	.500	40.20	1.583	3	14	860.1-1270-040A0-PM	☆	14.00	.551	107.00	4.212	60.00	2.362	2.07	.081	143°	DIN 6537 K
12.70	.500	65.60	2.583	5	14	860.1-1270-057A0-PM	☆	14.00	.551	124.00	4.881	77.00	3.031	2.07	.081	143°	DIN 6537 L
12.80	.504	40.50	1.594	3	14	860.1-1280-040A0-PM	☆	14.00	.551	107.00	4.212	60.00	2.362	2.09	.082	143°	DIN 6537 K
13.00	.512	41.10	1.618	3	14	860.1-1300-040A0-PM	☆	14.00	.551	107.00	4.212	60.00	2.362	2.11	.083	144°	DIN 6537 K
13.00	.512	67.10	2.642	5	14	860.1-1300-057A0-PM	☆	14.00	.551	124.00	4.881	77.00	3.031	2.11	.083	144°	DIN 6537 L
13.50	.531	42.70	1.681	3	14	860.1-1350-040A0-PM	☆	14.00	.551	107.00	4.212	60.00	2.362	2.19	.086	144°	DIN 6537 K
13.50	.531	69.70	2.744	5	14	860.1-1350-057A0-PM	☆	14.00	.551	124.00	4.881	77.00	3.031	2.19	.086	144°	DIN 6537 L
13.80	.543	43.60	1.717	3	14	860.1-1380-040A0-PM	☆	14.00	.551	107.00	4.212	60.00	2.362	2.23	.087	144°	DIN 6537 K
13.80	.543	71.20	2.803	5	14	860.1-1380-057A0-PM	☆	14.00	.551	124.00	4.881	77.00	3.031	2.23	.087	144°	DIN 6537 L
14.00	.551	44.30	1.744	3	14	860.1-1400-040A0-PM	☆	14.00	.551	107.00	4.212	60.00	2.362	2.26	.088	144°	DIN 6537 K
14.00	.551	72.30	2.846	5	14	860.1-1400-057A0-PM	☆	14.00	.551	124.00	4.881	77.00	3.031	2.26	.088	144°	DIN 6537 L

O5 Q5 K208 K252 Q1 Q35

Broca de metal duro integral CoroDrill® 860

Mango HA



TCHA H8
CNSC 0

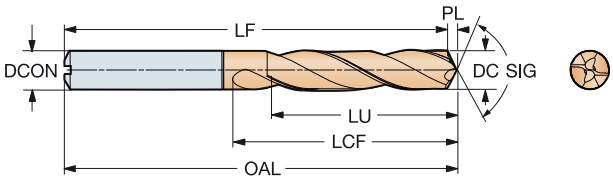

DC	DC"	LU	LU"	ULDR	CZC_{MS}	Código de pedido	P 4234	DCON	DCON"	OAL	OAL"	LCF	LCF"	PL	PL"	SIG	BSG
								Dimensiones, mm, pulg.									
14.25	.561	45.00	1.772	3	16	860.1-1425-044A0-PM	☆	16.00	.629	115.00	4.527	65.00	2.559	2.28	.089	144°	DIN 6537 K
14.25	.561	73.50	2.894	5	16	860.1-1425-062A0-PM	☆	16.00	.629	133.00	5.236	83.00	3.267	2.28	.089	144°	DIN 6537 L
14.50	.571	45.80	1.803	3	16	860.1-1450-044A0-PM	☆	16.00	.629	115.00	4.527	65.00	2.559	2.32	.091	144°	DIN 6537 K
14.50	.571	74.80	2.945	5	16	860.1-1450-062A0-PM	☆	16.00	.629	133.00	5.236	83.00	3.267	2.32	.091	144°	DIN 6537 L
15.00	.591	47.40	1.866	3	16	860.1-1500-044A0-PM	☆	16.00	.629	115.00	4.527	65.00	2.559	2.38	.093	144°	DIN 6537 K
15.00	.591	77.40	3.047	5	16	860.1-1500-062A0-PM	☆	16.00	.629	133.00	5.236	83.00	3.267	2.38	.093	144°	DIN 6537 L
15.50	.610	49.00	1.929	3	16	860.1-1550-044A0-PM	☆	16.00	.629	115.00	4.527	65.00	2.559	2.45	.096	144°	DIN 6537 K
15.80	.622	49.90	1.965	3	16	860.1-1580-044A0-PM	☆	16.00	.629	115.00	4.527	65.00	2.559	2.49	.098	145°	DIN 6537 K
15.80	.622	81.50	3.209	5	16	860.1-1580-062A0-PM	☆	16.00	.629	133.00	5.236	83.00	3.267	2.49	.098	145°	DIN 6537 L
16.00	.630	50.50	1.988	3	16	860.1-1600-044A0-PM	☆	16.00	.629	115.00	4.527	65.00	2.559	2.52	.099	145°	DIN 6537 K
16.00	.630	82.50	3.248	5	16	860.1-1600-062A0-PM	☆	16.00	.629	133.00	5.236	83.00	3.267	2.52	.099	145°	DIN 6537 L
16.50	.650	52.10	2.051	3	18	860.1-1650-050A0-PM	☆	18.00	.708	123.00	4.842	73.00	2.874	2.60	.102	145°	DIN 6537 K
16.50	.650	85.30	3.358	5	18	860.1-1650-070A0-PM	☆	18.00	.708	143.00	5.629	93.00	3.661	2.75	.108	143°	DIN 6537 L
17.00	.669	54.00	2.126	3	18	860.1-1700-050A0-PM	☆	18.00	.708	123.00	4.842	73.00	2.874	2.97	.116	141°	DIN 6537 K
17.00	.669	88.10	3.469	5	18	860.1-1700-070A0-PM	☆	18.00	.708	143.00	5.629	93.00	3.661	3.12	.122	139°	DIN 6537 L
17.50	.689	55.80	2.197	3	18	860.1-1750-050A0-PM	☆	18.00	.708	123.00	4.842	73.00	2.874	3.34	.131	138°	DIN 6537 K
17.50	.689	91.00	3.583	5	18	860.1-1750-070A0-PM	☆	18.00	.708	143.00	5.629	93.00	3.661	3.49	.137	136°	DIN 6537 L
18.00	.709	57.70	2.272	3	18	860.1-1800-050A0-PM	☆	18.00	.708	123.00	4.842	73.00	2.874	3.71	.146	135°	DIN 6537 K
18.00	.709	93.90	3.697	5	18	860.1-1800-070A0-PM	☆	18.00	.708	143.00	5.629	93.00	3.661	3.86	.151	133°	DIN 6537 L
18.50	.728	58.40	2.299	3	20	860.1-1850-055A0-PM	☆	20.00	.787	131.00	5.157	79.00	3.110	2.89	.113	145°	DIN 6537 K
19.00	.748	60.10	2.366	3	20	860.1-1900-055A0-PM	☆	20.00	.787	131.00	5.157	79.00	3.110	3.10	.122	143°	DIN 6537 K
20.00	.787	63.40	2.496	3	20	860.1-2000-055A0-PM	☆	20.00	.787	131.00	5.157	79.00	3.110	3.38	.133	142°	DIN 6537 K
20.00	.787	103.50	4.075	5	20	860.1-2000-077A0-PM	☆	20.00	.787	153.00	6.023	101.00	3.976	3.53	.138	141°	DIN 6537 L

O5
Q5
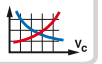 K208
K252
Q1
Q35

Broca de metal duro integral CoroDrill® 860

Mango HA

Suministro de refrigerante interior



TCHA H8
CNSC 1

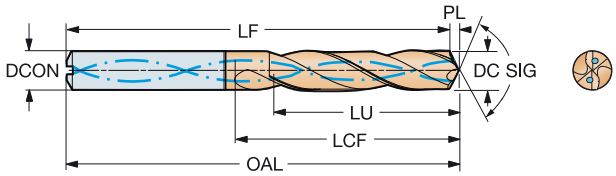

Dimensiones, mm, pulg.

DC	DC"	LU	LU"	ULDR	CZC_{MS}	Código de pedido	M	2214	DCON	DCON"	OAL	OAL"	LCF	LCF"	PL	PL"	SIG	BSG
3.00	.118	9.50	.374	3	6	860.1-0300-009A1-MM	☆		6.00	.236	62.00	2.440	20.00	.787	0.55	.021	140°	DIN 6537 K
3.00	.118	15.50	.610	5	6	860.1-0300-015A1-MM	☆		6.00	.236	66.00	2.598	28.00	1.102	0.55	.021	140°	DIN 6537 L
3.00	.118	24.50	.965	8	6	860.1-0300-024A1-MM	☆		6.00	.236	85.00	3.346	45.00	1.771	0.55	.021	140°	COROMANT
3.10	.122	9.90	.390	3	6	860.1-0310-009A1-MM	☆		6.00	.236	62.00	2.440	20.00	.787	0.56	.022	140°	DIN 6537 K
3.10	.122	16.10	.634	5	6	860.1-0310-016A1-MM	☆		6.00	.236	66.00	2.598	28.00	1.102	0.56	.022	140°	DIN 6537 L
3.10	.122	25.40	1.000	8	6	860.1-0310-025A1-MM	☆		6.00	.236	85.00	3.346	45.00	1.771	0.56	.022	140°	COROMANT
3.18	.125	10.10	.398	3	6	860.1-0318-010A1-MM	☆		6.00	.236	62.00	2.440	20.00	.787	0.58	.022	140°	DIN 6537 K
3.18	.125	16.50	.650	5	6	860.1-0318-016A1-MM	☆		6.00	.236	66.00	2.598	28.00	1.102	0.58	.022	140°	DIN 6537 L
3.18	.125	26.00	1.024	8	6	860.1-0318-025A1-MM	☆		6.00	.236	85.00	3.346	45.00	1.771	0.58	.022	140°	COROMANT
3.20	.126	10.20	.402	3	6	860.1-0320-010A1-MM	☆		6.00	.236	62.00	2.440	20.00	.787	0.58	.022	140°	DIN 6537 K
3.20	.126	16.60	.654	5	6	860.1-0320-016A1-MM	☆		6.00	.236	66.00	2.598	28.00	1.102	0.58	.022	140°	DIN 6537 L
3.30	.130	27.00	1.063	8	6	860.1-0320-026A1-MM	☆		6.00	.236	85.00	3.346	45.00	1.771	0.60	.023	140°	COROMANT
3.30	.130	10.50	.413	3	6	860.1-0330-010A1-MM	☆		6.00	.236	62.00	2.440	20.00	.787	0.60	.023	140°	DIN 6537 K
3.30	.130	17.10	.673	5	6	860.1-0330-017A1-MM	☆		6.00	.236	66.00	2.598	28.00	1.102	0.60	.023	140°	DIN 6537 L
3.30	.130	27.00	1.063	8	6	860.1-0330-026A1-MM	☆		6.00	.236	85.00	3.346	45.00	1.771	0.60	.023	140°	COROMANT
3.40	.134	10.80	.425	3	6	860.1-0340-010A1-MM	☆		6.00	.236	62.00	2.440	20.00	.787	0.62	.024	140°	DIN 6537 K
3.40	.134	17.60	.693	5	6	860.1-0340-017A1-MM	☆		6.00	.236	66.00	2.598	28.00	1.102	0.62	.024	140°	DIN 6537 L
3.40	.134	27.80	1.094	8	6	860.1-0340-027A1-MM	☆		6.00	.236	85.00	3.346	45.00	1.771	0.62	.024	140°	COROMANT
3.45	.136	11.00	.433	3	6	860.1-0345-010A1-MM	☆		6.00	.236	62.00	2.440	20.00	.787	0.63	.024	140°	DIN 6537 K
3.45	.136	17.90	.705	5	6	860.1-0345-017A1-MM	☆		6.00	.236	66.00	2.598	28.00	1.102	0.63	.024	140°	DIN 6537 L
3.45	.136	28.20	1.110	8	6	860.1-0345-028A1-MM	☆		6.00	.236	85.00	3.346	45.00	1.771	0.63	.024	140°	COROMANT
3.50	.138	11.10	.437	3	6	860.1-0350-011A1-MM	☆		6.00	.236	62.00	2.440	20.00	.787	0.64	.025	140°	DIN 6537 K
3.50	.138	18.10	.713	5	6	860.1-0350-018A1-MM	☆		6.00	.236	66.00	2.598	28.00	1.102	0.64	.025	140°	DIN 6537 L
3.50	.138	28.60	1.126	8	6	860.1-0350-028A1-MM	☆		6.00	.236	85.00	3.346	45.00	1.771	0.64	.025	140°	COROMANT
3.55	.140	11.30	.445	3	6	860.1-0355-011A1-MM	☆		6.00	.236	62.00	2.440	20.00	.787	0.65	.025	140°	DIN 6537 K
3.55	.140	18.40	.724	5	6	860.1-0355-018A1-MM	☆		6.00	.236	66.00	2.598	28.00	1.102	0.65	.025	140°	DIN 6537 L
3.55	.140	29.00	1.142	8	6	860.1-0355-028A1-MM	☆		6.00	.236	85.00	3.346	45.00	1.771	0.65	.025	140°	COROMANT
3.57	.141	11.40	.449	3	6	860.1-0357-011A1-MM	☆		6.00	.236	62.00	2.440	20.00	.787	0.65	.025	140°	DIN 6537 K
3.57	.141	18.50	.728	5	6	860.1-0357-018A1-MM	☆		6.00	.236	66.00	2.598	28.00	1.102	0.65	.025	140°	DIN 6537 L
3.57	.141	29.20	1.150	8	6	860.1-0357-029A1-MM	☆		6.00	.236	85.00	3.346	45.00	1.771	0.65	.025	140°	COROMANT
3.60	.142	11.50	.453	3	6	860.1-0360-011A1-MM	☆		6.00	.236	62.00	2.440	20.00	.787	0.66	.025	140°	DIN 6537 K
3.60	.142	18.70	.736	5	6	860.1-0360-018A1-MM	☆		6.00	.236	66.00	2.598	28.00	1.102	0.66	.025	140°	DIN 6537 L
3.60	.142	29.50	1.161	8	6	860.1-0360-029A1-MM	☆		6.00	.236	85.00	3.346	45.00	1.771	0.66	.025	140°	COROMANT
3.70	.146	11.80	.465	3	6	860.1-0370-011A1-MM	☆		6.00	.236	62.00	2.440	20.00	.787	0.67	.026	140°	DIN 6537 K
3.70	.146	19.20	.756	5	6	860.1-0370-019A1-MM	☆		6.00	.236	66.00	2.598	28.00	1.102	0.67	.026	140°	DIN 6537 L
3.70	.146	30.30	1.193	8	6	860.1-0370-030A1-MM	☆		6.00	.236	85.00	3.346	45.00	1.771	0.67	.026	140°	COROMANT
3.80	.150	12.10	.476	3	6	860.1-0380-011A1-MM	☆		6.00	.236	66.00	2.598	24.00	.944	0.69	.027	140°	DIN 6537 K
3.80	.150	19.70	.776	5	6	860.1-0380-019A1-MM	☆		6.00	.236	74.00	2.913	36.00	1.417	0.69	.027	140°	DIN 6537 L
3.80	.150	31.10	1.224	8	6	860.1-0380-030A1-MM	☆		6.00	.236	102.00	4.015	58.00	2.283	0.69	.027	140°	COROMANT
3.90	.154	12.40	.488	3	6	860.1-0390-012A1-MM	☆		6.00	.236	66.00	2.598	24.00	.944	0.71	.027	140°	DIN 6537 K
3.90	.154	20.20	.795	5	6	860.1-0390-020A1-MM	☆		6.00	.236	74.00	2.913	36.00	1.417	0.71	.027	140°	DIN 6537 L
3.90	.154	31.90	1.256	8	6	860.1-0390-031A1-MM	☆		6.00	.236	102.00	4.015	58.00	2.283	0.71	.027	140°	COROMANT
3.97	.156	12.60	.496	3	6	860.1-0397-012A1-MM	☆		6.00	.236	66.00	2.598	24.00	.944	0.72	.028	140°	DIN 6537 K
3.97	.156	20.60	.811	5	6	860.1-0397-020A1-MM	☆		6.00	.236	74.00	2.913	36.00	1.417	0.72	.028	140°	DIN 6537 L
3.97	.156	32.50	1.280	8	6	860.1-0397-032A1-MM	☆		6.00	.236	102.00	4.015	58.00	2.283	0.72	.028	140°	COROMANT
4.00	.157	12.70	.500	3	6	860.1-0400-012A1-MM	☆		6.00	.236	66.00	2.598	24.00	.944	0.73	.028	140°	DIN 6537 K
4.00	.157	20.70	.815	5	6	860.1-0400-020A1-MM	☆		6.00	.236	74.00	2.913	36.00	1.417	0.73	.028	140°	DIN 6537 L
4.00	.157	32.70	1.287	8	6	860.1-0400-032A1-MM	☆		6.00	.236	102.00	4.015	58.00	2.283	0.73	.028	140°	COROMANT

O5

Q5

K208

K252

Q1

Q35

Broca de metal duro integral CoroDrill® 860

Mango HA

Suministro de refrigerante interior



TCHA H8
CNSC 1

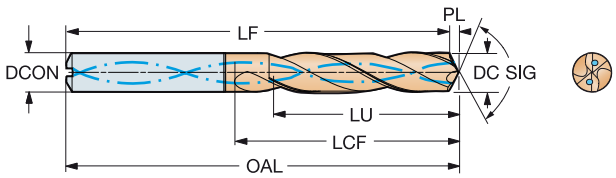

DC	DC"	LU	LU"	ULDR	CZC_{MS}	Código de pedido	M 2214	DCON	DCON"	OAL	OAL"	LCF	LCF"	PL	PL"	SIG	BSG
								Dimensiones, mm, pulg.									
4.10	.161	13.00	.512	3	6	860.1-0410-012A1-MM	☆	6.00	.236	66.00	2.598	24.00	.944	0.75	.029	140°	DIN 6537 K
4.10	.161	21.20	.835	5	6	860.1-0410-021A1-MM	☆	6.00	.236	74.00	2.913	36.00	1.417	0.75	.029	140°	DIN 6537 L
4.10	.161	33.50	1.319	8	6	860.1-0410-033A1-MM	☆	6.00	.236	102.00	4.015	58.00	2.283	0.75	.029	140°	COROMANT
4.20	.165	13.40	.528	3	6	860.1-0420-013A1-MM	☆	6.00	.236	66.00	2.598	24.00	.944	0.76	.030	140°	DIN 6537 K
4.20	.165	21.80	.858	5	6	860.1-0420-021A1-MM	☆	6.00	.236	74.00	2.913	36.00	1.417	0.76	.030	140°	DIN 6537 L
4.20	.165	34.40	1.354	8	6	860.1-0420-034A1-MM	☆	6.00	.236	102.00	4.015	58.00	2.283	0.76	.030	140°	COROMANT
4.30	.169	13.70	.539	3	6	860.1-0430-013A1-MM	☆	6.00	.236	66.00	2.598	24.00	.944	0.78	.030	140°	DIN 6537 K
4.30	.169	22.30	.878	5	6	860.1-0430-022A1-MM	☆	6.00	.236	74.00	2.913	36.00	1.417	0.78	.030	140°	DIN 6537 L
4.30	.169	35.20	1.386	8	6	860.1-0430-034A1-MM	☆	6.00	.236	102.00	4.015	58.00	2.283	0.78	.030	140°	COROMANT
4.37	.172	13.90	.547	3	6	860.1-0437-013A1-MM	☆	6.00	.236	66.00	2.598	24.00	.944	0.80	.031	140°	DIN 6537 K
4.37	.172	22.60	.890	5	6	860.1-0437-022A1-MM	☆	6.00	.236	74.00	2.913	36.00	1.417	0.80	.031	140°	DIN 6537 L
4.37	.172	35.80	1.409	8	6	860.1-0437-035A1-MM	☆	6.00	.236	102.00	4.015	58.00	2.283	0.80	.031	140°	COROMANT
4.40	.173	14.00	.551	3	6	860.1-0440-013A1-MM	☆	6.00	.236	66.00	2.598	24.00	.944	0.80	.031	140°	DIN 6537 K
4.40	.173	22.80	.898	5	6	860.1-0440-022A1-MM	☆	6.00	.236	74.00	2.913	36.00	1.417	0.80	.031	140°	DIN 6537 L
4.40	.173	36.00	1.417	8	6	860.1-0440-035A1-MM	☆	6.00	.236	102.00	4.015	58.00	2.283	0.80	.031	140°	COROMANT
4.50	.177	14.30	.563	3	6	860.1-0450-014A1-MM	☆	6.00	.236	66.00	2.598	24.00	.944	0.82	.032	140°	DIN 6537 K
4.50	.177	23.30	.917	5	6	860.1-0450-023A1-MM	☆	6.00	.236	74.00	2.913	36.00	1.417	0.82	.032	140°	DIN 6537 L
4.50	.177	36.80	1.449	8	6	860.1-0450-036A1-MM	☆	6.00	.236	102.00	4.015	58.00	2.283	0.82	.032	140°	COROMANT
4.55	.179	14.50	.571	3	6	860.1-0455-014A1-MM	☆	6.00	.236	66.00	2.598	24.00	.944	0.83	.032	140°	DIN 6537 K
4.55	.179	23.60	.929	5	6	860.1-0455-023A1-MM	☆	6.00	.236	74.00	2.913	36.00	1.417	0.83	.032	140°	DIN 6537 L
4.55	.179	37.20	1.465	8	6	860.1-0455-036A1-MM	☆	6.00	.236	102.00	4.015	58.00	2.283	0.83	.032	140°	COROMANT
4.60	.181	14.60	.575	3	6	860.1-0460-014A1-MM	☆	6.00	.236	66.00	2.598	24.00	.944	0.84	.032	140°	DIN 6537 K
4.60	.181	23.80	.937	5	6	860.1-0460-023A1-MM	☆	6.00	.236	74.00	2.913	36.00	1.417	0.84	.032	140°	DIN 6537 L
4.60	.181	37.60	1.480	8	6	860.1-0460-037A1-MM	☆	6.00	.236	102.00	4.015	58.00	2.283	0.84	.032	140°	COROMANT
4.70	.185	15.00	.591	3	6	860.1-0470-014A1-MM	☆	6.00	.236	66.00	2.598	24.00	.944	0.86	.033	140°	DIN 6537 K
4.70	.185	24.40	.961	5	6	860.1-0470-024A1-MM	☆	6.00	.236	74.00	2.913	36.00	1.417	0.86	.033	140°	DIN 6537 L
4.70	.185	38.50	1.516	8	6	860.1-0470-038A1-MM	☆	6.00	.236	102.00	4.015	58.00	2.283	0.86	.033	140°	COROMANT
4.76	.187	15.10	.594	3	6	860.1-0476-014A1-MM	☆	6.00	.236	66.00	2.598	28.00	1.102	0.87	.034	140°	DIN 6537 K
4.76	.187	24.70	.972	5	6	860.1-0476-024A1-MM	☆	6.00	.236	82.00	3.228	44.00	1.732	0.87	.034	140°	DIN 6537 L
4.76	.187	38.90	1.532	8	6	860.1-0476-038A1-MM	☆	6.00	.236	107.00	4.212	70.00	2.755	0.87	.034	140°	COROMANT
4.80	.189	15.30	.602	3	6	860.1-0480-014A1-MM	☆	6.00	.236	66.00	2.598	28.00	1.102	0.87	.034	140°	DIN 6537 K
4.80	.189	24.90	.980	5	6	860.1-0480-024A1-MM	☆	6.00	.236	82.00	3.228	44.00	1.732	0.87	.034	140°	DIN 6537 L
4.80	.189	39.30	1.547	8	6	860.1-0480-038A1-MM	☆	6.00	.236	107.00	4.212	70.00	2.755	0.87	.034	140°	COROMANT
4.90	.193	15.60	.614	3	6	860.1-0490-015A1-MM	☆	6.00	.236	66.00	2.598	28.00	1.102	0.89	.035	140°	DIN 6537 K
4.90	.193	25.40	1.000	5	6	860.1-0490-025A1-MM	☆	6.00	.236	82.00	3.228	44.00	1.732	0.89	.035	140°	DIN 6537 L
4.90	.193	40.10	1.579	8	6	860.1-0490-039A1-MM	☆	6.00	.236	107.00	4.212	70.00	2.755	0.89	.035	140°	COROMANT
5.00	.197	15.90	.626	3	6	860.1-0500-015A1-MM	☆	6.00	.236	66.00	2.598	28.00	1.102	0.91	.035	140°	DIN 6537 K
5.00	.197	25.90	1.020	5	6	860.1-0500-025A1-MM	☆	6.00	.236	82.00	3.228	44.00	1.732	0.91	.035	140°	DIN 6537 L
5.00	.197	40.90	1.610	8	6	860.1-0500-040A1-MM	☆	6.00	.236	107.00	4.212	70.00	2.755	0.91	.035	140°	COROMANT
5.10	.201	16.20	.638	3	6	860.1-0510-015A1-MM	☆	6.00	.236	66.00	2.598	28.00	1.102	0.93	.036	140°	DIN 6537 K
5.10	.201	26.40	1.039	5	6	860.1-0510-026A1-MM	☆	6.00	.236	82.00	3.228	44.00	1.732	0.93	.036	140°	DIN 6537 L
5.10	.201	41.70	1.642	8	6	860.1-0510-041A1-MM	☆	6.00	.236	107.00	4.212	70.00	2.755	0.93	.036	140°	COROMANT
5.16	.203	16.40	.646	3	6	860.1-0516-016A1-MM	☆	6.00	.236	66.00	2.598	28.00	1.102	0.94	.036	140°	DIN 6537 K
5.16	.203	26.70	1.051	5	6	860.1-0516-026A1-MM	☆	6.00	.236	82.00	3.228	44.00	1.732	0.94	.036	140°	DIN 6537 L
5.20	.205	42.50	1.673	8	6	860.1-0516-041A1-MM	☆	6.00	.236	107.00	4.212	70.00	2.755	0.95	.037	140°	COROMANT
5.20	.205	16.50	.650	3	6	860.1-0520-016A1-MM	☆	6.00	.236	66.00	2.598	28.00	1.102	0.95	.037	140°	DIN 6537 K
5.20	.205	26.90	1.059	5	6	860.1-0520-026A1-MM	☆	6.00	.236	82.00	3.228	44.00	1.732	0.95	.037	140°	DIN 6537 L
5.20	.205	42.50	1.673	8	6	860.1-0520-042A1-MM	☆	6.00	.236	107.00	4.212	70.00	2.755	0.95	.037	140°	COROMANT

Broca de metal duro integral CoroDrill® 860

Mango HA

Suministro de refrigerante interior



TCHA H8
CNSC 1

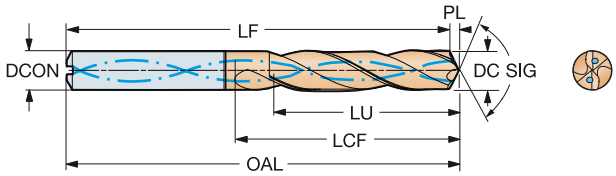

DC	DC"	LU	LU"	ULDR	CZC_{MS}	Código de pedido	M 2214	DCON	DCON"	OAL	OAL"	LCF	LCF"	PL	PL"	SIG	BSG
								Dimensiones, mm, pulg.									
5.25	.207	16.70	.657	3	6	860.1-0525-016A1-MM	☆	6.00	.236	66.00	2.598	28.00	1.102	0.96	.037	140°	DIN 6537 K
5.25	.207	27.20	1.071	5	6	860.1-0525-026A1-MM	☆	6.00	.236	82.00	3.228	44.00	1.732	0.96	.037	140°	DIN 6537 L
5.25	.207	43.00	1.693	8	6	860.1-0525-042A1-MM	☆	6.00	.236	107.00	4.212	70.00	2.755	0.96	.037	140°	COROMANT
5.30	.209	16.90	.665	3	6	860.1-0530-016A1-MM	☆	6.00	.236	66.00	2.598	28.00	1.102	0.96	.037	140°	DIN 6537 K
5.30	.209	27.50	1.083	5	6	860.1-0530-027A1-MM	☆	6.00	.236	82.00	3.228	44.00	1.732	0.96	.037	140°	DIN 6537 L
5.30	.209	43.40	1.709	8	6	860.1-0530-042A1-MM	☆	6.00	.236	107.00	4.212	70.00	2.755	0.96	.037	140°	COROMANT
5.40	.213	17.20	.677	3	6	860.1-0540-016A1-MM	☆	6.00	.236	66.00	2.598	28.00	1.102	0.98	.038	140°	DIN 6537 K
5.40	.213	28.00	1.102	5	6	860.1-0540-027A1-MM	☆	6.00	.236	82.00	3.228	44.00	1.732	0.98	.038	140°	DIN 6537 L
5.40	.213	44.20	1.740	8	6	860.1-0540-043A1-MM	☆	6.00	.236	107.00	4.212	70.00	2.755	0.98	.038	140°	COROMANT
5.50	.217	17.50	.689	3	6	860.1-0550-017A1-MM	☆	6.00	.236	66.00	2.598	28.00	1.102	1.00	.039	140°	DIN 6537 K
5.50	.217	28.50	1.122	5	6	860.1-0550-028A1-MM	☆	6.00	.236	82.00	3.228	44.00	1.732	1.00	.039	140°	DIN 6537 L
5.50	.217	45.00	1.772	8	6	860.1-0550-044A1-MM	☆	6.00	.236	107.00	4.212	70.00	2.755	1.00	.039	140°	COROMANT
5.56	.219	17.70	.697	3	6	860.1-0556-017A1-MM	☆	6.00	.236	66.00	2.598	28.00	1.102	1.01	.039	140°	DIN 6537 K
5.56	.219	28.80	1.134	5	6	860.1-0556-028A1-MM	☆	6.00	.236	82.00	3.228	44.00	1.732	1.01	.039	140°	DIN 6537 L
5.56	.219	45.50	1.791	8	6	860.1-0556-045A1-MM	☆	6.00	.236	107.00	4.212	70.00	2.755	1.01	.039	140°	COROMANT
5.60	.220	17.80	.701	3	6	860.1-0560-017A1-MM	☆	6.00	.236	66.00	2.598	28.00	1.102	1.02	.040	140°	DIN 6537 K
5.60	.220	29.00	1.142	5	6	860.1-0560-028A1-MM	☆	6.00	.236	82.00	3.228	44.00	1.732	1.02	.040	140°	DIN 6537 L
5.60	.220	45.80	1.803	8	6	860.1-0560-045A1-MM	☆	6.00	.236	107.00	4.212	70.00	2.755	1.02	.040	140°	COROMANT
5.70	.224	18.10	.713	3	6	860.1-0570-017A1-MM	☆	6.00	.236	66.00	2.598	28.00	1.102	1.04	.040	140°	DIN 6537 K
5.70	.224	29.50	1.161	5	6	860.1-0570-029A1-MM	☆	6.00	.236	82.00	3.228	44.00	1.732	1.04	.040	140°	DIN 6537 L
5.70	.224	46.60	1.835	8	6	860.1-0570-046A1-MM	☆	6.00	.236	107.00	4.212	70.00	2.755	1.04	.040	140°	COROMANT
5.80	.228	18.50	.728	3	6	860.1-0580-017A1-MM	☆	6.00	.236	66.00	2.598	28.00	1.102	1.06	.041	140°	DIN 6537 K
5.80	.228	30.10	1.185	5	6	860.1-0580-029A1-MM	☆	6.00	.236	82.00	3.228	44.00	1.732	1.06	.041	140°	DIN 6537 L
5.80	.228	47.50	1.870	8	6	860.1-0580-046A1-MM	☆	6.00	.236	107.00	4.212	70.00	2.755	1.06	.041	140°	COROMANT
5.90	.232	18.80	.740	3	6	860.1-0590-018A1-MM	☆	6.00	.236	66.00	2.598	28.00	1.102	1.07	.042	140°	DIN 6537 K
5.90	.232	30.60	1.205	5	6	860.1-0590-030A1-MM	☆	6.00	.236	82.00	3.228	44.00	1.732	1.07	.042	140°	DIN 6537 L
5.90	.232	48.30	1.902	8	6	860.1-0590-047A1-MM	☆	6.00	.236	107.00	4.212	70.00	2.755	1.07	.042	140°	COROMANT
5.95	.234	18.90	.744	3	6	860.1-0595-018A1-MM	☆	6.00	.236	66.00	2.598	28.00	1.102	1.08	.042	140°	DIN 6537 K
5.95	.234	30.80	1.213	5	6	860.1-0595-030A1-MM	☆	6.00	.236	82.00	3.228	44.00	1.732	1.08	.042	140°	DIN 6537 L
5.95	.234	48.70	1.917	8	6	860.1-0595-048A1-MM	☆	6.00	.236	107.00	4.212	70.00	2.755	1.08	.042	140°	COROMANT
6.00	.236	19.10	.752	3	6	860.1-0600-018A1-MM	☆	6.00	.236	66.00	2.598	28.00	1.102	1.09	.042	140°	DIN 6537 K
6.00	.236	31.10	1.224	5	6	860.1-0600-030A1-MM	☆	6.00	.236	82.00	3.228	44.00	1.732	1.09	.042	140°	DIN 6537 L
6.00	.236	49.10	1.933	8	6	860.1-0600-048A1-MM	☆	6.00	.236	107.00	4.212	70.00	2.755	1.09	.042	140°	COROMANT
6.10	.240	19.40	.764	3	8	860.1-0610-018A1-MM	☆	8.00	.314	79.00	3.110	34.00	1.338	1.11	.043	140°	DIN 6537 K
6.10	.240	31.60	1.244	5	8	860.1-0610-031A1-MM	☆	8.00	.314	91.00	3.582	53.00	2.086	1.11	.043	140°	DIN 6537 L
6.10	.240	49.90	1.965	8	8	860.1-0610-049A1-MM	☆	8.00	.314	124.00	4.881	85.00	3.346	1.11	.043	140°	COROMANT
6.20	.244	19.70	.776	3	8	860.1-0620-019A1-MM	☆	8.00	.314	79.00	3.110	34.00	1.338	1.13	.044	140°	DIN 6537 K
6.20	.244	32.10	1.264	5	8	860.1-0620-031A1-MM	☆	8.00	.314	91.00	3.582	53.00	2.086	1.13	.044	140°	DIN 6537 L
6.20	.244	50.70	1.996	8	8	860.1-0620-050A1-MM	☆	8.00	.314	124.00	4.881	85.00	3.346	1.13	.044	140°	COROMANT
6.30	.248	20.00	.787	3	8	860.1-0630-019A1-MM	☆	8.00	.314	79.00	3.110	34.00	1.338	1.15	.045	140°	DIN 6537 K
6.30	.248	32.60	1.283	5	8	860.1-0630-032A1-MM	☆	8.00	.314	91.00	3.582	53.00	2.086	1.15	.045	140°	DIN 6537 L
6.30	.248	51.50	2.028	8	8	860.1-0630-050A1-MM	☆	8.00	.314	124.00	4.881	85.00	3.346	1.15	.045	140°	COROMANT
6.35	.250	20.20	.795	3	8	860.1-0635-019A1-MM	☆	8.00	.314	79.00	3.110	34.00	1.338	1.16	.045	140°	DIN 6537 K
6.35	.250	32.90	1.295	5	8	860.1-0635-032A1-MM	☆	8.00	.314	91.00	3.582	53.00	2.086	1.16	.045	140°	DIN 6537 L
6.35	.250	52.00	2.047	8	8	860.1-0635-051A1-MM	☆	8.00	.314	124.00	4.881	85.00	3.346	1.16	.045	140°	COROMANT
6.40	.252	20.40	.803	3	8	860.1-0640-019A1-MM	☆	8.00	.314	79.00	3.110	34.00	1.338	1.16	.045	140°	DIN 6537 K
6.40	.252	33.20	1.307	5	8	860.1-0640-032A1-MM	☆	8.00	.314	91.00	3.582	53.00	2.086	1.16	.045	140°	DIN 6537 L
6.40	.252	52.40	2.063	8	8	860.1-0640-051A1-MM	☆	8.00	.314	124.00	4.881	85.00	3.346	1.16	.045	140°	COROMANT

O5

Q5

K208

K252

Q1

Q35

Broca de metal duro integral CoroDrill® 860

Mango HA

Suministro de refrigerante interior



TCHA H8
CNSC 1

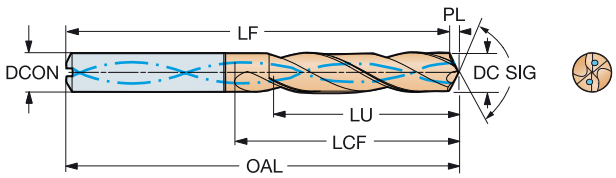

Dimensiones, mm, pulg.

DC	DC"	LU	LU"	ULDR	CZC_{MS}	Código de pedido	M	2214	DCON	DCON"	OAL	OAL"	LCF	LCF"	PL	PL"	SIG	BSG
6.50	.256	20.70	.815	3	8	860.1-0650-020A1-MM	☆		8.00	.314	79.00	3.110	34.00	1.338	1.18	.046	140°	DIN 6537 K
6.50	.256	33.70	1.327	5	8	860.1-0650-033A1-MM	☆		8.00	.314	91.00	3.582	53.00	2.086	1.18	.046	140°	DIN 6537 L
6.50	.256	53.20	2.094	8	8	860.1-0650-052A1-MM	☆		8.00	.314	124.00	4.881	85.00	3.346	1.18	.046	140°	COROMANT
6.60	.260	21.00	.827	3	8	860.1-0660-020A1-MM	☆		8.00	.314	79.00	3.110	34.00	1.338	1.20	.047	140°	DIN 6537 K
6.60	.260	34.20	1.346	5	8	860.1-0660-033A1-MM	☆		8.00	.314	91.00	3.582	53.00	2.086	1.20	.047	140°	DIN 6537 L
6.60	.260	54.00	2.126	8	8	860.1-0660-053A1-MM	☆		8.00	.314	124.00	4.881	85.00	3.346	1.20	.047	140°	COROMANT
6.70	.264	21.30	.839	3	8	860.1-0670-020A1-MM	☆		8.00	.314	79.00	3.110	34.00	1.338	1.22	.047	140°	DIN 6537 K
6.70	.264	34.70	1.366	5	8	860.1-0670-034A1-MM	☆		8.00	.314	91.00	3.582	53.00	2.086	1.22	.047	140°	DIN 6537 L
6.70	.264	54.80	2.157	8	8	860.1-0670-054A1-MM	☆		8.00	.314	124.00	4.881	85.00	3.346	1.22	.047	140°	COROMANT
6.75	.266	21.50	.846	3	8	860.1-0675-020A1-MM	☆		8.00	.314	79.00	3.110	34.00	1.338	1.23	.048	140°	DIN 6537 K
6.75	.266	35.00	1.378	5	8	860.1-0675-034A1-MM	☆		8.00	.314	91.00	3.582	53.00	2.086	1.23	.048	140°	DIN 6537 L
6.75	.266	55.20	2.173	8	8	860.1-0675-054A1-MM	☆		8.00	.314	124.00	4.881	85.00	3.346	1.23	.048	140°	COROMANT
6.80	.268	21.60	.850	3	8	860.1-0680-020A1-MM	☆		8.00	.314	79.00	3.110	34.00	1.338	1.24	.048	140°	DIN 6537 K
6.80	.268	35.20	1.386	5	8	860.1-0680-034A1-MM	☆		8.00	.314	91.00	3.582	53.00	2.086	1.24	.048	140°	DIN 6537 L
6.80	.268	55.60	2.189	8	8	860.1-0680-054A1-MM	☆		8.00	.314	124.00	4.881	85.00	3.346	1.24	.048	140°	COROMANT
6.90	.272	22.00	.866	3	8	860.1-0690-021A1-MM	☆		8.00	.314	79.00	3.110	34.00	1.338	1.26	.049	140°	DIN 6537 K
6.90	.272	35.80	1.409	5	8	860.1-0690-035A1-MM	☆		8.00	.314	91.00	3.582	53.00	2.086	1.26	.049	140°	DIN 6537 L
6.90	.272	56.50	2.224	8	8	860.1-0690-055A1-MM	☆		8.00	.314	124.00	4.881	85.00	3.346	1.26	.049	140°	COROMANT
7.00	.276	22.30	.878	3	8	860.1-0700-021A1-MM	☆		8.00	.314	79.00	3.110	34.00	1.338	1.27	.050	140°	DIN 6537 K
7.00	.276	36.30	1.429	5	8	860.1-0700-035A1-MM	☆		8.00	.314	91.00	3.582	53.00	2.086	1.27	.050	140°	DIN 6537 L
7.00	.276	57.30	2.256	8	8	860.1-0700-056A1-MM	☆		8.00	.314	124.00	4.881	85.00	3.346	1.27	.050	140°	COROMANT
7.10	.280	22.60	.890	3	8	860.1-0710-021A1-MM	☆		8.00	.314	79.00	3.110	41.00	1.614	1.29	.050	140°	DIN 6537 K
7.10	.280	36.80	1.449	5	8	860.1-0710-036A1-MM	☆		8.00	.314	91.00	3.582	53.00	2.086	1.29	.050	140°	DIN 6537 L
7.10	.280	58.10	2.287	8	8	860.1-0710-057A1-MM	☆		8.00	.314	124.00	4.881	85.00	3.346	1.29	.050	140°	COROMANT
7.14	.281	22.70	.894	3	8	860.1-0714-021A1-MM	☆		8.00	.314	79.00	3.110	41.00	1.614	1.30	.051	140°	DIN 6537 K
7.14	.281	37.00	1.457	5	8	860.1-0714-036A1-MM	☆		8.00	.314	91.00	3.582	53.00	2.086	1.30	.051	140°	DIN 6537 L
7.14	.281	58.40	2.299	8	8	860.1-0714-057A1-MM	☆		8.00	.314	124.00	4.881	85.00	3.346	1.30	.051	140°	COROMANT
7.20	.283	22.90	.902	3	8	860.1-0720-022A1-MM	☆		8.00	.314	79.00	3.110	41.00	1.614	1.31	.051	140°	DIN 6537 K
7.20	.283	37.30	1.469	5	8	860.1-0720-036A1-MM	☆		8.00	.314	91.00	3.582	53.00	2.086	1.31	.051	140°	DIN 6537 L
7.20	.283	58.90	2.319	8	8	860.1-0720-058A1-MM	☆		8.00	.314	124.00	4.881	85.00	3.346	1.31	.051	140°	COROMANT
7.30	.287	23.20	.913	3	8	860.1-0730-022A1-MM	☆		8.00	.314	79.00	3.110	41.00	1.614	1.33	.052	140°	DIN 6537 K
7.30	.287	37.80	1.488	5	8	860.1-0730-037A1-MM	☆		8.00	.314	91.00	3.582	53.00	2.086	1.33	.052	140°	DIN 6537 L
7.30	.287	59.70	2.350	8	8	860.1-0730-058A1-MM	☆		8.00	.314	124.00	4.881	85.00	3.346	1.33	.052	140°	COROMANT
7.40	.291	23.50	.925	3	8	860.1-0740-022A1-MM	☆		8.00	.314	79.00	3.110	41.00	1.614	1.35	.053	140°	DIN 6537 K
7.40	.291	38.30	1.508	5	8	860.1-0740-037A1-MM	☆		8.00	.314	91.00	3.582	53.00	2.086	1.35	.053	140°	DIN 6537 L
7.40	.291	60.50	2.382	8	8	860.1-0740-059A1-MM	☆		8.00	.314	124.00	4.881	85.00	3.346	1.35	.053	140°	COROMANT
7.50	.295	23.90	.941	3	8	860.1-0750-023A1-MM	☆		8.00	.314	79.00	3.110	41.00	1.614	1.36	.053	140°	DIN 6537 K
7.50	.295	38.90	1.532	5	8	860.1-0750-038A1-MM	☆		8.00	.314	91.00	3.582	53.00	2.086	1.36	.053	140°	DIN 6537 L
7.50	.295	61.40	2.417	8	8	860.1-0750-060A1-MM	☆		8.00	.314	124.00	4.881	85.00	3.346	1.36	.053	140°	COROMANT
7.54	.297	24.00	.945	3	8	860.1-0754-023A1-MM	☆		8.00	.314	79.00	3.110	41.00	1.614	1.37	.054	140°	DIN 6537 K
7.54	.297	39.10	1.539	5	8	860.1-0754-038A1-MM	☆		8.00	.314	91.00	3.582	53.00	2.086	1.37	.054	140°	DIN 6537 L
7.54	.297	61.70	2.429	8	8	860.1-0754-060A1-MM	☆		8.00	.314	124.00	4.881	85.00	3.346	1.37	.054	140°	COROMANT
7.60	.299	24.20	.953	3	8	860.1-0760-023A1-MM	☆		8.00	.314	79.00	3.110	41.00	1.614	1.38	.054	140°	DIN 6537 K
7.60	.299	39.40	1.551	5	8	860.1-0760-038A1-MM	☆		8.00	.314	91.00	3.582	53.00	2.086	1.38	.054	140°	DIN 6537 L
7.60	.299	62.20	2.449	8	8	860.1-0760-061A1-MM	☆		8.00	.314	124.00	4.881	85.00	3.346	1.38	.054	140°	COROMANT
7.70	.303	24.50	.965	3	8	860.1-0770-023A1-MM	☆		8.00	.314	79.00	3.110	41.00	1.614	1.40	.055	140°	DIN 6537 K
7.70	.303	39.90	1.571	5	8	860.1-0770-039A1-MM	☆		8.00	.314	91.00	3.582	53.00	2.086	1.40	.055	140°	DIN 6537 L
7.70	.303	63.00	2.480	8	8	860.1-0770-062A1-MM	☆		8.00	.314	124.00	4.881	85.00	3.346	1.40	.055	140°	COROMANT

O5 Q5 K208 K252 Q1 Q35

Broca de metal duro integral CoroDrill® 860

Mango HA

Suministro de refrigerante interior



TCHA H8
CNSC 1

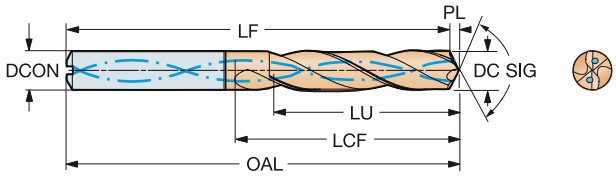

DC	DC"	LU	LU"	ULDR	CZC_{MS}	Código de pedido	M 2214	DCON	DCON"	OAL	OAL"	LCF	LCF"	PL	PL"	SIG	BSG
								Dimensiones, mm, pulg.									
7.80	.307	24.80	.976	3	8	860.1-0780-023A1-MM	☆	8.00	.314	79.00	3.110	41.00	1.614	1.42	.055	140°	DIN 6537 K
7.80	.307	40.40	1.591	5	8	860.1-0780-039A1-MM	☆	8.00	.314	91.00	3.582	53.00	2.086	1.42	.055	140°	DIN 6537 L
7.80	.307	63.80	2.512	8	8	860.1-0780-062A1-MM	☆	8.00	.314	124.00	4.881	85.00	3.346	1.42	.055	140°	COROMANT
7.90	.311	25.10	.988	3	8	860.1-0790-024A1-MM	☆	8.00	.314	79.00	3.110	41.00	1.614	1.44	.056	140°	DIN 6537 K
7.90	.311	40.90	1.610	5	8	860.1-0790-040A1-MM	☆	8.00	.314	91.00	3.582	53.00	2.086	1.44	.056	140°	DIN 6537 L
7.90	.311	64.60	2.543	8	8	860.1-0790-063A1-MM	☆	8.00	.314	124.00	4.881	85.00	3.346	1.44	.056	140°	COROMANT
7.94	.313	25.30	.996	3	8	860.1-0794-024A1-MM	☆	8.00	.314	79.00	3.110	41.00	1.614	1.44	.056	140°	DIN 6537 K
7.94	.313	41.10	1.618	5	8	860.1-0794-040A1-MM	☆	8.00	.314	91.00	3.582	53.00	2.086	1.44	.056	140°	DIN 6537 L
7.94	.313	65.00	2.559	8	8	860.1-0794-064A1-MM	☆	8.00	.314	124.00	4.881	85.00	3.346	1.44	.056	140°	COROMANT
8.00	.315	25.50	1.004	3	8	860.1-0800-024A1-MM	☆	8.00	.314	79.00	3.110	41.00	1.614	1.46	.057	140°	DIN 6537 K
8.00	.315	41.50	1.634	5	8	860.1-0800-040A1-MM	☆	8.00	.314	91.00	3.582	53.00	2.086	1.46	.057	140°	DIN 6537 L
8.00	.315	65.50	2.579	8	8	860.1-0800-064A1-MM	☆	8.00	.314	124.00	4.881	85.00	3.346	1.46	.057	140°	COROMANT
8.10	.319	25.80	1.016	3	10	860.1-0810-024A1-MM	☆	10.00	.393	89.00	3.503	47.00	1.850	1.47	.058	140°	DIN 6537 K
8.10	.319	42.00	1.654	5	10	860.1-0810-041A1-MM	☆	10.00	.393	103.00	4.055	61.00	2.401	1.47	.058	140°	DIN 6537 L
8.10	.319	66.30	2.610	8	10	860.1-0810-065A1-MM	☆	10.00	.393	139.00	5.472	98.00	3.858	1.47	.058	140°	COROMANT
8.15	.321	25.90	1.020	3	10	860.1-0815-024A1-MM	☆	10.00	.393	89.00	3.503	47.00	1.850	1.48	.058	140°	DIN 6537 K
8.15	.321	42.20	1.661	5	10	860.1-0815-041A1-MM	☆	10.00	.393	103.00	4.055	61.00	2.401	1.48	.058	140°	DIN 6537 L
8.15	.321	66.70	2.626	8	10	860.1-0815-065A1-MM	☆	10.00	.393	139.00	5.472	98.00	3.858	1.48	.058	140°	COROMANT
8.20	.323	26.10	1.028	3	10	860.1-0820-025A1-MM	☆	10.00	.393	89.00	3.503	47.00	1.850	1.49	.058	140°	DIN 6537 K
8.20	.323	42.50	1.673	5	10	860.1-0820-041A1-MM	☆	10.00	.393	103.00	4.055	61.00	2.401	1.49	.058	140°	DIN 6537 L
8.20	.323	67.10	2.642	8	10	860.1-0820-066A1-MM	☆	10.00	.393	139.00	5.472	98.00	3.858	1.49	.058	140°	COROMANT
8.30	.327	26.40	1.039	3	10	860.1-0830-025A1-MM	☆	10.00	.393	89.00	3.503	47.00	1.850	1.51	.059	140°	DIN 6537 K
8.30	.327	43.00	1.693	5	10	860.1-0830-042A1-MM	☆	10.00	.393	103.00	4.055	61.00	2.401	1.51	.059	140°	DIN 6537 L
8.30	.327	67.90	2.673	8	10	860.1-0830-066A1-MM	☆	10.00	.393	139.00	5.472	98.00	3.858	1.51	.059	140°	COROMANT
8.33	.328	26.50	1.043	3	10	860.1-0833-025A1-MM	☆	10.00	.393	89.00	3.503	47.00	1.850	1.52	.059	140°	DIN 6537 K
8.33	.328	43.20	1.701	5	10	860.1-0833-042A1-MM	☆	10.00	.393	103.00	4.055	61.00	2.401	1.52	.059	140°	DIN 6537 L
8.33	.328	68.20	2.685	8	10	860.1-0833-067A1-MM	☆	10.00	.393	139.00	5.472	98.00	3.858	1.52	.059	140°	COROMANT
8.40	.331	26.70	1.051	3	10	860.1-0840-025A1-MM	☆	10.00	.393	89.00	3.503	47.00	1.850	1.53	.060	140°	DIN 6537 K
8.40	.331	43.50	1.713	5	10	860.1-0840-042A1-MM	☆	10.00	.393	103.00	4.055	61.00	2.401	1.53	.060	140°	DIN 6537 L
8.40	.331	68.70	2.705	8	10	860.1-0840-067A1-MM	☆	10.00	.393	139.00	5.472	98.00	3.858	1.53	.060	140°	COROMANT
8.50	.335	27.00	1.063	3	10	860.1-0850-026A1-MM	☆	10.00	.393	89.00	3.503	47.00	1.850	1.55	.060	140°	DIN 6537 K
8.50	.335	44.00	1.732	5	10	860.1-0850-043A1-MM	☆	10.00	.393	103.00	4.055	61.00	2.401	1.55	.060	140°	DIN 6537 L
8.50	.335	69.50	2.736	8	10	860.1-0850-068A1-MM	☆	10.00	.393	139.00	5.472	98.00	3.858	1.55	.060	140°	COROMANT
8.60	.339	27.40	1.079	3	10	860.1-0860-026A1-MM	☆	10.00	.393	89.00	3.503	47.00	1.850	1.57	.061	140°	DIN 6537 K
8.60	.339	44.60	1.756	5	10	860.1-0860-043A1-MM	☆	10.00	.393	103.00	4.055	61.00	2.401	1.57	.061	140°	DIN 6537 L
8.60	.339	70.40	2.772	8	10	860.1-0860-069A1-MM	☆	10.00	.393	139.00	5.472	98.00	3.858	1.57	.061	140°	COROMANT
8.70	.343	27.70	1.091	3	10	860.1-0870-026A1-MM	☆	10.00	.393	89.00	3.503	47.00	1.850	1.58	.062	140°	DIN 6537 K
8.70	.343	45.10	1.776	5	10	860.1-0870-044A1-MM	☆	10.00	.393	103.00	4.055	61.00	2.401	1.58	.062	140°	DIN 6537 L
8.70	.343	71.20	2.803	8	10	860.1-0870-070A1-MM	☆	10.00	.393	139.00	5.472	98.00	3.858	1.58	.062	140°	COROMANT
8.73	.344	27.80	1.094	3	10	860.1-0873-026A1-MM	☆	10.00	.393	89.00	3.503	47.00	1.850	1.59	.062	140°	DIN 6537 K
8.73	.344	45.20	1.780	5	10	860.1-0873-044A1-MM	☆	10.00	.393	103.00	4.055	61.00	2.401	1.59	.062	140°	DIN 6537 L
8.73	.344	71.40	2.811	8	10	860.1-0873-070A1-MM	☆	10.00	.393	139.00	5.472	98.00	3.858	1.59	.062	140°	COROMANT
8.80	.346	28.00	1.102	3	10	860.1-0880-026A1-MM	☆	10.00	.393	89.00	3.503	47.00	1.850	1.60	.063	140°	DIN 6537 K
8.80	.346	45.60	1.795	5	10	860.1-0880-044A1-MM	☆	10.00	.393	103.00	4.055	61.00	2.401	1.60	.063	140°	DIN 6537 L
8.80	.346	72.00	2.835	8	10	860.1-0880-070A1-MM	☆	10.00	.393	139.00	5.472	98.00	3.858	1.60	.063	140°	COROMANT
8.90	.350	28.30	1.114	3	10	860.1-0890-027A1-MM	☆	10.00	.393	89.00	3.503	47.00	1.850	1.62	.063	140°	DIN 6537 K
8.90	.350	46.10	1.815	5	10	860.1-0890-045A1-MM	☆	10.00	.393	103.00	4.055	61.00	2.401	1.62	.063	140°	DIN 6537 L
8.90	.350	72.80	2.866	8	10	860.1-0890-071A1-MM	☆	10.00	.393	139.00	5.472	98.00	3.858	1.62	.063	140°	COROMANT

O5

Q5

K208

K252

Q1

Q35

Broca de metal duro integral CoroDrill® 860

Mango HA

Suministro de refrigerante interior



TCHA H8
CNSC 1

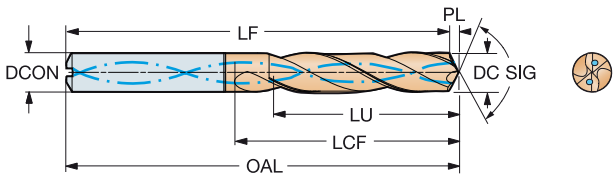

Dimensiones, mm, pulg.

DC	DC"	LU	LU"	ULDR	CZC_{MS}	Código de pedido	M 2214	DCON	DCON"	OAL	OAL"	LCF	LCF"	PL	PL"	SIG	BSG
9.00	.354	28.60	1.126	3	10	860.1-0900-027A1-MM	☆	10.00	.393	89.00	3.503	47.00	1.850	1.64	.064	140°	DIN 6537 K
9.00	.354	46.60	1.835	5	10	860.1-0900-045A1-MM	☆	10.00	.393	103.00	4.055	61.00	2.401	1.64	.064	140°	DIN 6537 L
9.00	.354	73.60	2.898	8	10	860.1-0900-072A1-MM	☆	10.00	.393	139.00	5.472	98.00	3.858	1.64	.064	140°	COROMANT
9.10	.358	29.00	1.142	3	10	860.1-0910-027A1-MM	☆	10.00	.393	89.00	3.503	47.00	1.850	1.66	.065	140°	DIN 6537 K
9.10	.358	47.20	1.858	5	10	860.1-0910-046A1-MM	☆	10.00	.393	103.00	4.055	61.00	2.401	1.66	.065	140°	DIN 6537 L
9.10	.358	74.50	2.933	8	10	860.1-0910-073A1-MM	☆	10.00	.393	139.00	5.472	98.00	3.858	1.66	.065	140°	COROMANT
9.13	.359	29.10	1.146	3	10	860.1-0913-027A1-MM	☆	10.00	.393	89.00	3.503	47.00	1.850	1.66	.065	140°	DIN 6537 K
9.13	.359	47.30	1.862	5	10	860.1-0913-046A1-MM	☆	10.00	.393	103.00	4.055	61.00	2.401	1.66	.065	140°	DIN 6537 L
9.13	.359	74.70	2.941	8	10	860.1-0913-073A1-MM	☆	10.00	.393	139.00	5.472	98.00	3.858	1.66	.065	140°	COROMANT
9.20	.362	29.30	1.154	3	10	860.1-0920-028A1-MM	☆	10.00	.393	89.00	3.503	47.00	1.850	1.67	.065	140°	DIN 6537 K
9.20	.362	47.70	1.878	5	10	860.1-0920-046A1-MM	☆	10.00	.393	103.00	4.055	61.00	2.401	1.67	.065	140°	DIN 6537 L
9.20	.362	75.30	2.965	8	10	860.1-0920-074A1-MM	☆	10.00	.393	139.00	5.472	98.00	3.858	1.67	.065	140°	COROMANT
9.30	.366	29.60	1.165	3	10	860.1-0930-028A1-MM	☆	10.00	.393	89.00	3.503	47.00	1.850	1.69	.066	140°	DIN 6537 K
9.30	.366	48.20	1.898	5	10	860.1-0930-047A1-MM	☆	10.00	.393	103.00	4.055	61.00	2.401	1.69	.066	140°	DIN 6537 L
9.30	.366	76.10	2.996	8	10	860.1-0930-074A1-MM	☆	10.00	.393	139.00	5.472	98.00	3.858	1.69	.066	140°	COROMANT
9.40	.370	29.90	1.177	3	10	860.1-0940-028A1-MM	☆	10.00	.393	89.00	3.503	47.00	1.850	1.71	.067	140°	DIN 6537 K
9.40	.370	48.70	1.917	5	10	860.1-0940-047A1-MM	☆	10.00	.393	103.00	4.055	61.00	2.401	1.71	.067	140°	DIN 6537 L
9.40	.370	76.90	3.028	8	10	860.1-0940-075A1-MM	☆	10.00	.393	139.00	5.472	98.00	3.858	1.71	.067	140°	COROMANT
9.50	.374	30.20	1.189	3	10	860.1-0950-029A1-MM	☆	10.00	.393	89.00	3.503	47.00	1.850	1.73	.068	140°	DIN 6537 K
9.50	.374	49.20	1.937	5	10	860.1-0950-048A1-MM	☆	10.00	.393	103.00	4.055	61.00	2.401	1.73	.068	140°	DIN 6537 L
9.50	.374	77.70	3.059	8	10	860.1-0950-076A1-MM	☆	10.00	.393	139.00	5.472	98.00	3.858	1.73	.068	140°	COROMANT
9.53	.375	30.30	1.193	3	10	860.1-0953-029A1-MM	☆	10.00	.393	89.00	3.503	47.00	1.850	1.73	.068	140°	DIN 6537 K
9.53	.375	49.40	1.945	5	10	860.1-0953-048A1-MM	☆	10.00	.393	103.00	4.055	61.00	2.401	1.73	.068	140°	DIN 6537 L
9.53	.375	78.00	3.071	8	10	860.1-0953-076A1-MM	☆	10.00	.393	139.00	5.472	98.00	3.858	1.73	.068	140°	COROMANT
9.55	.376	30.40	1.197	3	10	860.1-0955-029A1-MM	☆	10.00	.393	89.00	3.503	47.00	1.850	1.74	.068	140°	DIN 6537 K
9.55	.376	49.50	1.949	5	10	860.1-0955-048A1-MM	☆	10.00	.393	103.00	4.055	61.00	2.401	1.74	.068	140°	DIN 6537 L
9.55	.376	78.10	3.075	8	10	860.1-0955-076A1-MM	☆	10.00	.393	139.00	5.472	98.00	3.858	1.74	.068	140°	COROMANT
9.60	.378	30.50	1.201	3	10	860.1-0960-029A1-MM	☆	10.00	.393	89.00	3.503	47.00	1.850	1.75	.068	140°	DIN 6537 K
9.60	.378	49.70	1.957	5	10	860.1-0960-048A1-MM	☆	10.00	.393	103.00	4.055	61.00	2.401	1.75	.068	140°	DIN 6537 L
9.60	.378	78.50	3.091	8	10	860.1-0960-077A1-MM	☆	10.00	.393	139.00	5.472	98.00	3.858	1.75	.068	140°	COROMANT
9.70	.382	30.90	1.217	3	10	860.1-0970-029A1-MM	☆	10.00	.393	89.00	3.503	47.00	1.850	1.77	.069	140°	DIN 6537 K
9.70	.382	50.30	1.980	5	10	860.1-0970-049A1-MM	☆	10.00	.393	103.00	4.055	61.00	2.401	1.77	.069	140°	DIN 6537 L
9.70	.382	79.40	3.126	8	10	860.1-0970-078A1-MM	☆	10.00	.393	139.00	5.472	98.00	3.858	1.77	.069	140°	COROMANT
9.80	.386	31.20	1.228	3	10	860.1-0980-029A1-MM	☆	10.00	.393	89.00	3.503	47.00	1.850	1.78	.070	140°	DIN 6537 K
9.80	.386	50.80	2.000	5	10	860.1-0980-049A1-MM	☆	10.00	.393	103.00	4.055	61.00	2.401	1.78	.070	140°	DIN 6537 L
9.80	.386	80.20	3.157	8	10	860.1-0980-078A1-MM	☆	10.00	.393	139.00	5.472	98.00	3.858	1.78	.070	140°	COROMANT
9.90	.390	31.50	1.240	3	10	860.1-0990-030A1-MM	☆	10.00	.393	89.00	3.503	47.00	1.850	1.80	.070	140°	DIN 6537 K
9.90	.390	51.30	2.020	5	10	860.1-0990-050A1-MM	☆	10.00	.393	103.00	4.055	61.00	2.401	1.80	.070	140°	DIN 6537 L
9.90	.390	81.00	3.189	8	10	860.1-0990-079A1-MM	☆	10.00	.393	139.00	5.472	98.00	3.858	1.80	.070	140°	COROMANT
9.92	.391	31.60	1.244	3	10	860.1-0992-030A1-MM	☆	10.00	.393	89.00	3.503	47.00	1.850	1.81	.071	140°	DIN 6537 K
9.92	.391	51.40	2.024	5	10	860.1-0992-050A1-MM	☆	10.00	.393	103.00	4.055	61.00	2.401	1.81	.071	140°	DIN 6537 L
9.92	.391	81.20	3.197	8	10	860.1-0992-079A1-MM	☆	10.00	.393	139.00	5.472	98.00	3.858	1.81	.071	140°	COROMANT
10.00	.394	31.80	1.252	3	10	860.1-1000-030A1-MM	☆	10.00	.393	89.00	3.503	47.00	1.850	1.82	.071	140°	DIN 6537 K
10.00	.394	51.80	2.039	5	10	860.1-1000-050A1-MM	☆	10.00	.393	103.00	4.055	61.00	2.401	1.82	.071	140°	DIN 6537 L
10.00	.394	81.80	3.220	8	10	860.1-1000-080A1-MM	☆	10.00	.393	139.00	5.472	98.00	3.858	1.82	.071	140°	COROMANT
10.10	.398	32.10	1.264	3	12	860.1-1010-030A1-MM	☆	12.00	.472	102.00	4.015	55.00	2.165	1.84	.072	140°	DIN 6537 K
10.10	.398	52.30	2.059	5	12	860.1-1010-051A1-MM	☆	12.00	.472	118.00	4.645	71.00	2.795	1.84	.072	140°	DIN 6537 L
10.10	.398	82.60	3.252	8	12	860.1-1010-081A1-MM	☆	12.00	.472	163.00	6.417	114.00	4.488	1.84	.072	140°	COROMANT

O5 Q5 K208 K252 Q1 Q35

SANDVIK Coromant

Broca de metal duro integral CoroDrill® 860

Mango HA

Suministro de refrigerante interior



TCHA H8
CNSC 1

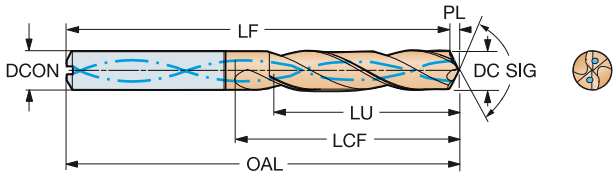

DC	DC"	LU	LU"	ULDR	CZC_{MS}	Código de pedido	M 2214	DCON	DCON"	OAL	OAL"	LCF	LCF"	PL	PL"	SIG	BSG
								Dimensiones, mm, pulg.									
10.20	.402	32.50	1.280	3	12	860.1-1020-031A1-MM	☆	12.00	.472	102.00	4.015	55.00	2.165	1.86	.073	140°	DIN 6537 K
10.20	.402	52.90	2.083	5	12	860.1-1020-051A1-MM	☆	12.00	.472	118.00	4.645	71.00	2.795	1.86	.073	140°	DIN 6537 L
10.20	.402	83.50	3.287	8	12	860.1-1020-082A1-MM	☆	12.00	.472	163.00	6.417	114.00	4.488	1.86	.073	140°	COROMANT
10.30	.406	32.80	1.291	3	12	860.1-1030-031A1-MM	☆	12.00	.472	102.00	4.015	55.00	2.165	1.87	.073	140°	DIN 6537 K
10.30	.406	53.40	2.102	5	12	860.1-1030-052A1-MM	☆	12.00	.472	118.00	4.645	71.00	2.795	1.87	.073	140°	DIN 6537 L
10.30	.406	84.30	3.319	8	12	860.1-1030-082A1-MM	☆	12.00	.472	163.00	6.417	114.00	4.488	1.87	.073	140°	COROMANT
10.32	.406	32.80	1.291	3	12	860.1-1032-031A1-MM	☆	12.00	.472	102.00	4.015	55.00	2.165	1.88	.073	140°	DIN 6537 K
10.32	.406	53.50	2.106	5	12	860.1-1032-052A1-MM	☆	12.00	.472	118.00	4.645	71.00	2.795	1.88	.073	140°	DIN 6537 L
10.32	.406	84.40	3.323	8	12	860.1-1032-083A1-MM	☆	12.00	.472	163.00	6.417	114.00	4.488	1.88	.073	140°	COROMANT
10.40	.409	33.10	1.303	3	12	860.1-1040-031A1-MM	☆	12.00	.472	102.00	4.015	55.00	2.165	1.89	.074	140°	DIN 6537 K
10.40	.409	53.90	2.122	5	12	860.1-1040-052A1-MM	☆	12.00	.472	118.00	4.645	71.00	2.795	1.89	.074	140°	DIN 6537 L
10.40	.409	85.10	3.350	8	12	860.1-1040-083A1-MM	☆	12.00	.472	163.00	6.417	114.00	4.488	1.89	.074	140°	COROMANT
10.45	.411	33.30	1.311	3	12	860.1-1045-031A1-MM	☆	12.00	.472	102.00	4.015	55.00	2.165	1.90	.074	140°	DIN 6537 K
10.45	.411	54.20	2.134	5	12	860.1-1045-052A1-MM	☆	12.00	.472	118.00	4.645	71.00	2.795	1.90	.074	140°	DIN 6537 L
10.45	.411	85.50	3.366	8	12	860.1-1045-084A1-MM	☆	12.00	.472	163.00	6.417	114.00	4.488	1.90	.074	140°	COROMANT
10.50	.413	33.40	1.315	3	12	860.1-1050-032A1-MM	☆	12.00	.472	102.00	4.015	55.00	2.165	1.91	.075	140°	DIN 6537 K
10.50	.413	54.40	2.142	5	12	860.1-1050-053A1-MM	☆	12.00	.472	118.00	4.645	71.00	2.795	1.91	.075	140°	DIN 6537 L
10.50	.413	85.90	3.382	8	12	860.1-1050-084A1-MM	☆	12.00	.472	163.00	6.417	114.00	4.488	1.91	.075	140°	COROMANT
10.60	.417	33.70	1.327	3	12	860.1-1060-032A1-MM	☆	12.00	.472	102.00	4.015	55.00	2.165	1.93	.075	140°	DIN 6537 K
10.60	.417	54.90	2.161	5	12	860.1-1060-053A1-MM	☆	12.00	.472	118.00	4.645	71.00	2.795	1.93	.075	140°	DIN 6537 L
10.60	.417	86.70	3.413	8	12	860.1-1060-085A1-MM	☆	12.00	.472	163.00	6.417	114.00	4.488	1.93	.075	140°	COROMANT
10.70	.421	34.00	1.339	3	12	860.1-1070-032A1-MM	☆	12.00	.472	102.00	4.015	55.00	2.165	1.95	.076	140°	DIN 6537 K
10.70	.421	55.40	2.181	5	12	860.1-1070-054A1-MM	☆	12.00	.472	118.00	4.645	71.00	2.795	1.95	.076	140°	DIN 6537 L
10.70	.421	87.50	3.445	8	12	860.1-1070-086A1-MM	☆	12.00	.472	163.00	6.417	114.00	4.488	1.95	.076	140°	COROMANT
10.72	.422	34.10	1.343	3	12	860.1-1072-032A1-MM	☆	12.00	.472	102.00	4.015	55.00	2.165	1.95	.076	140°	DIN 6537 K
10.72	.422	55.60	2.189	5	12	860.1-1072-054A1-MM	☆	12.00	.472	118.00	4.645	71.00	2.795	1.95	.076	140°	DIN 6537 L
10.72	.422	87.70	3.453	8	12	860.1-1072-086A1-MM	☆	12.00	.472	163.00	6.417	114.00	4.488	1.95	.076	140°	COROMANT
10.80	.425	34.40	1.354	3	12	860.1-1080-032A1-MM	☆	12.00	.472	102.00	4.015	55.00	2.165	1.97	.077	140°	DIN 6537 K
10.80	.425	56.00	2.205	5	12	860.1-1080-054A1-MM	☆	12.00	.472	118.00	4.645	71.00	2.795	1.97	.077	140°	DIN 6537 L
10.80	.425	88.40	3.480	8	12	860.1-1080-086A1-MM	☆	12.00	.472	163.00	6.417	114.00	4.488	1.97	.077	140°	COROMANT
10.90	.429	34.70	1.366	3	12	860.1-1090-033A1-MM	☆	12.00	.472	102.00	4.015	55.00	2.165	1.98	.078	140°	DIN 6537 K
10.90	.429	56.50	2.224	5	12	860.1-1090-055A1-MM	☆	12.00	.472	118.00	4.645	71.00	2.795	1.98	.078	140°	DIN 6537 L
10.90	.429	89.20	3.512	8	12	860.1-1090-087A1-MM	☆	12.00	.472	163.00	6.417	114.00	4.488	1.98	.078	140°	COROMANT
11.00	.433	35.00	1.378	3	12	860.1-1100-033A1-MM	☆	12.00	.472	102.00	4.015	55.00	2.165	2.00	.078	140°	DIN 6537 K
11.00	.433	57.00	2.244	5	12	860.1-1100-055A1-MM	☆	12.00	.472	118.00	4.645	71.00	2.795	2.00	.078	140°	DIN 6537 L
11.00	.433	90.00	3.543	8	12	860.1-1100-088A1-MM	☆	12.00	.472	163.00	6.417	114.00	4.488	2.00	.078	140°	COROMANT
11.10	.437	35.30	1.390	3	12	860.1-1110-033A1-MM	☆	12.00	.472	102.00	4.015	55.00	2.165	2.02	.079	140°	DIN 6537 K
11.10	.437	57.50	2.264	5	12	860.1-1110-056A1-MM	☆	12.00	.472	118.00	4.645	71.00	2.795	2.02	.079	140°	DIN 6537 L
11.10	.437	90.80	3.575	8	12	860.1-1110-089A1-MM	☆	12.00	.472	163.00	6.417	114.00	4.488	2.02	.079	140°	COROMANT
11.11	.437	35.40	1.394	3	12	860.1-1111-033A1-MM	☆	12.00	.472	102.00	4.015	55.00	2.165	2.02	.079	140°	DIN 6537 K
11.11	.437	57.60	2.268	5	12	860.1-1111-056A1-MM	☆	12.00	.472	118.00	4.645	71.00	2.795	2.02	.079	140°	DIN 6537 L
11.11	.437	90.90	3.579	8	12	860.1-1111-089A1-MM	☆	12.00	.472	163.00	6.417	114.00	4.488	2.02	.079	140°	COROMANT
11.20	.441	35.60	1.402	3	12	860.1-1120-034A1-MM	☆	12.00	.472	102.00	4.015	55.00	2.165	2.04	.080	140°	DIN 6537 K
11.20	.441	58.00	2.283	5	12	860.1-1120-056A1-MM	☆	12.00	.472	118.00	4.645	71.00	2.795	2.04	.080	140°	DIN 6537 L
11.20	.441	91.60	3.606	8	12	860.1-1120-090A1-MM	☆	12.00	.472	163.00	6.417	114.00	4.488	2.04	.080	140°	COROMANT
11.30	.445	36.00	1.417	3	12	860.1-1130-034A1-MM	☆	12.00	.472	102.00	4.015	55.00	2.165	2.06	.080	140°	DIN 6537 K
11.30	.445	58.60	2.307	5	12	860.1-1130-057A1-MM	☆	12.00	.472	118.00	4.645	71.00	2.795	2.06	.080	140°	DIN 6537 L
11.30	.445	92.50	3.642	8	12	860.1-1130-090A1-MM	☆	12.00	.472	163.00	6.417	114.00	4.488	2.06	.080	140°	COROMANT

O5

Q5

K208

K252

Q1

Q35

Broca de metal duro integral CoroDrill® 860

Mango HA

Suministro de refrigerante interior



TCHA H8
CNSC 1

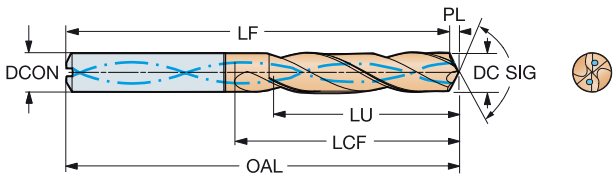

DC	DC"	LU	LU"	ULDR	CZC_{MS}	Código de pedido	M 2214	DCON	DCON"	OAL	OAL"	LCF	LCF"	PL	PL"	SIG	BSG
								Dimensiones, mm, pulg.									
11.40	.449	36.30	1.429	3	12	860.1-1140-034A1-MM	☆	12.00	.472	102.00	4.015	55.00	2.165	2.07	.081	140°	DIN 6537 K
11.40	.449	59.10	2.327	5	12	860.1-1140-057A1-MM	☆	12.00	.472	118.00	4.645	71.00	2.795	2.07	.081	140°	DIN 6537 L
11.40	.449	93.30	3.673	8	12	860.1-1140-091A1-MM	☆	12.00	.472	163.00	6.417	114.00	4.488	2.07	.081	140°	COROMANT
11.50	.453	36.60	1.441	3	12	860.1-1150-035A1-MM	☆	12.00	.472	102.00	4.015	55.00	2.165	2.09	.082	140°	DIN 6537 K
11.50	.453	59.60	2.346	5	12	860.1-1150-058A1-MM	☆	12.00	.472	118.00	4.645	71.00	2.795	2.09	.082	140°	DIN 6537 L
11.50	.453	94.10	3.705	8	12	860.1-1150-092A1-MM	☆	12.00	.472	163.00	6.417	114.00	4.488	2.09	.082	140°	COROMANT
11.51	.453	36.60	1.441	3	12	860.1-1151-035A1-MM	☆	12.00	.472	102.00	4.015	55.00	2.165	2.09	.082	140°	DIN 6537 K
11.51	.453	59.60	2.346	5	12	860.1-1151-058A1-MM	☆	12.00	.472	118.00	4.645	71.00	2.795	2.09	.082	140°	DIN 6537 L
11.51	.453	94.20	3.709	8	12	860.1-1151-092A1-MM	☆	12.00	.472	163.00	6.417	114.00	4.488	2.09	.082	140°	COROMANT
11.60	.457	36.90	1.453	3	12	860.1-1160-035A1-MM	☆	12.00	.472	102.00	4.015	55.00	2.165	2.11	.083	140°	DIN 6537 K
11.60	.457	60.10	2.366	5	12	860.1-1160-058A1-MM	☆	12.00	.472	118.00	4.645	71.00	2.795	2.11	.083	140°	DIN 6537 L
11.60	.457	94.90	3.736	8	12	860.1-1160-093A1-MM	☆	12.00	.472	163.00	6.417	114.00	4.488	2.11	.083	140°	COROMANT
11.70	.461	37.20	1.465	3	12	860.1-1170-035A1-MM	☆	12.00	.472	102.00	4.015	55.00	2.165	2.13	.083	140°	DIN 6537 K
11.70	.461	60.60	2.386	5	12	860.1-1170-059A1-MM	☆	12.00	.472	118.00	4.645	71.00	2.795	2.13	.083	140°	DIN 6537 L
11.70	.461	95.70	3.768	8	12	860.1-1170-094A1-MM	☆	12.00	.472	163.00	6.417	114.00	4.488	2.13	.083	140°	COROMANT
11.80	.465	37.50	1.476	3	12	860.1-1180-035A1-MM	☆	12.00	.472	102.00	4.015	55.00	2.165	2.15	.084	140°	DIN 6537 K
11.80	.465	61.10	2.406	5	12	860.1-1180-059A1-MM	☆	12.00	.472	118.00	4.645	71.00	2.795	2.15	.084	140°	DIN 6537 L
11.80	.465	96.50	3.799	8	12	860.1-1180-094A1-MM	☆	12.00	.472	163.00	6.417	114.00	4.488	2.15	.084	140°	COROMANT
11.91	.469	37.90	1.492	3	12	860.1-1191-036A1-MM	☆	12.00	.472	102.00	4.015	55.00	2.165	2.17	.085	140°	DIN 6537 K
11.91	.469	61.70	2.429	5	12	860.1-1191-060A1-MM	☆	12.00	.472	118.00	4.645	71.00	2.795	2.17	.085	140°	DIN 6537 L
11.91	.469	97.40	3.835	8	12	860.1-1191-095A1-MM	☆	12.00	.472	163.00	6.417	114.00	4.488	2.17	.085	140°	COROMANT
12.00	.472	38.20	1.504	3	12	860.1-1200-036A1-MM	☆	12.00	.472	102.00	4.015	55.00	2.165	2.18	.085	140°	DIN 6537 K
12.00	.472	62.20	2.449	5	12	860.1-1200-060A1-MM	☆	12.00	.472	118.00	4.645	71.00	2.795	2.18	.085	140°	DIN 6537 L
12.00	.472	98.20	3.866	8	12	860.1-1200-096A1-MM	☆	12.00	.472	163.00	6.417	114.00	4.488	2.18	.085	140°	COROMANT
12.10	.476	38.50	1.516	3	14	860.1-1210-036A1-MM	☆	14.00	.551	107.00	4.212	60.00	2.362	2.20	.086	140°	DIN 6537 K
12.10	.476	62.70	2.469	5	14	860.1-1210-061A1-MM	☆	14.00	.551	124.00	4.881	77.00	3.031	2.20	.086	140°	DIN 6537 L
12.10	.476	99.00	3.898	8	14	860.1-1210-097A1-MM	☆	14.00	.551	170.00	6.692	123.00	4.842	2.20	.086	140°	COROMANT
12.20	.480	38.80	1.528	3	14	860.1-1220-037A1-MM	☆	14.00	.551	107.00	4.212	60.00	2.362	2.22	.087	140°	DIN 6537 K
12.20	.480	63.20	2.488	5	14	860.1-1220-061A1-MM	☆	14.00	.551	124.00	4.881	77.00	3.031	2.22	.087	140°	DIN 6537 L
12.20	.480	99.80	3.929	8	14	860.1-1220-098A1-MM	☆	14.00	.551	170.00	6.692	123.00	4.842	2.22	.087	140°	COROMANT
12.30	.484	39.10	1.539	3	14	860.1-1230-037A1-MM	☆	14.00	.551	107.00	4.212	60.00	2.362	2.24	.088	140°	DIN 6537 K
12.30	.484	63.70	2.508	5	14	860.1-1230-062A1-MM	☆	14.00	.551	124.00	4.881	77.00	3.031	2.24	.088	140°	DIN 6537 L
12.30	.484	100.60	3.961	8	14	860.1-1230-098A1-MM	☆	14.00	.551	170.00	6.692	123.00	4.842	2.24	.088	140°	COROMANT
12.40	.488	39.50	1.555	3	14	860.1-1240-037A1-MM	☆	14.00	.551	107.00	4.212	60.00	2.362	2.26	.088	140°	DIN 6537 K
12.40	.488	64.30	2.532	5	14	860.1-1240-062A1-MM	☆	14.00	.551	124.00	4.881	77.00	3.031	2.26	.088	140°	DIN 6537 L
12.40	.488	101.50	3.996	8	14	860.1-1240-099A1-MM	☆	14.00	.551	170.00	6.692	123.00	4.842	2.26	.088	140°	COROMANT
12.50	.492	39.80	1.567	3	14	860.1-1250-038A1-MM	☆	14.00	.551	107.00	4.212	60.00	2.362	2.27	.089	140°	DIN 6537 K
12.50	.492	64.80	2.551	5	14	860.1-1250-063A1-MM	☆	14.00	.551	124.00	4.881	77.00	3.031	2.27	.089	140°	DIN 6537 L
12.50	.492	102.30	4.028	8	14	860.1-1250-100A1-MM	☆	14.00	.551	170.00	6.692	123.00	4.842	2.27	.089	140°	COROMANT
12.60	.496	40.10	1.579	3	14	860.1-1260-038A1-MM	☆	14.00	.551	107.00	4.212	60.00	2.362	2.29	.090	140°	DIN 6537 K
12.60	.496	65.30	2.571	5	14	860.1-1260-063A1-MM	☆	14.00	.551	124.00	4.881	77.00	3.031	2.29	.090	140°	DIN 6537 L
12.60	.496	103.10	4.059	8	14	860.1-1260-101A1-MM	☆	14.00	.551	170.00	6.692	123.00	4.842	2.29	.090	140°	COROMANT
12.70	.500	40.40	1.591	3	14	860.1-1270-038A1-MM	☆	14.00	.551	107.00	4.212	60.00	2.362	2.31	.090	140°	DIN 6537 K
12.70	.500	65.80	2.591	5	14	860.1-1270-064A1-MM	☆	14.00	.551	124.00	4.881	77.00	3.031	2.31	.090	140°	DIN 6537 L
12.70	.500	103.90	4.091	8	14	860.1-1270-102A1-MM	☆	14.00	.551	170.00	6.692	123.00	4.842	2.31	.090	140°	COROMANT
12.80	.504	40.70	1.602	3	14	860.1-1280-038A1-MM	☆	14.00	.551	107.00	4.212	60.00	2.362	2.33	.091	140°	DIN 6537 K
12.80	.504	66.30	2.610	5	14	860.1-1280-064A1-MM	☆	14.00	.551	124.00	4.881	77.00	3.031	2.33	.091	140°	DIN 6537 L
12.80	.504	104.70	4.122	8	14	860.1-1280-102A1-MM	☆	14.00	.551	170.00	6.692	123.00	4.842	2.33	.091	140°	COROMANT

O5 Q5 K208 K252 Q1 Q35

SANDVIK Coromant

Broca de metal duro integral CoroDrill® 860

Mango HA

Suministro de refrigerante interior



TCHA H8
CNSC 1

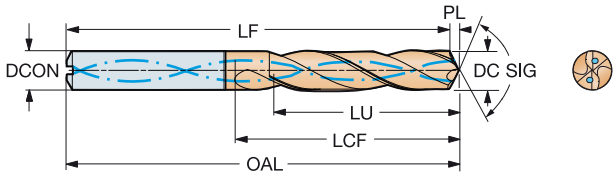

DC	DC"	LU	LU"	ULDR	CZC_{MS}	Código de pedido	M 2214	DCON	DCON"	OAL	OAL"	LCF	LCF"	PL	PL"	SIG	BSG
								Dimensiones, mm, pulg.									
13.00	.512	41.40	1.630	3	14	860.1-1300-039A1-MM	☆	14.00	.551	107.00	4.212	60.00	2.362	2.37	.093	140°	DIN 6537 K
13.00	.512	67.40	2.654	5	14	860.1-1300-065A1-MM	☆	14.00	.551	124.00	4.881	77.00	3.031	2.37	.093	140°	DIN 6537 L
13.00	.512	106.40	4.189	8	14	860.1-1300-104A1-MM	☆	14.00	.551	170.00	6.692	123.00	4.842	2.37	.093	140°	COROMANT
13.10	.516	41.70	1.642	3	14	860.1-1310-039A1-MM	☆	14.00	.551	107.00	4.212	60.00	2.362	2.38	.093	140°	DIN 6537 K
13.10	.516	67.90	2.673	5	14	860.1-1310-066A1-MM	☆	14.00	.551	124.00	4.881	77.00	3.031	2.38	.093	140°	DIN 6537 L
13.10	.516	107.20	4.220	8	14	860.1-1310-105A1-MM	☆	14.00	.551	170.00	6.692	123.00	4.842	2.38	.093	140°	COROMANT
13.25	.522	42.20	1.661	3	14	860.1-1325-040A1-MM	☆	14.00	.551	107.00	4.212	60.00	2.362	2.41	.094	140°	DIN 6537 K
13.25	.522	68.70	2.705	5	14	860.1-1325-066A1-MM	☆	14.00	.551	124.00	4.881	77.00	3.031	2.41	.094	140°	DIN 6537 L
13.25	.522	108.40	4.268	8	14	860.1-1325-106A1-MM	☆	14.00	.551	170.00	6.692	123.00	4.842	2.41	.094	140°	COROMANT
13.50	.531	43.00	1.693	3	14	860.1-1350-041A1-MM	☆	14.00	.551	107.00	4.212	60.00	2.362	2.46	.096	140°	DIN 6537 K
13.50	.531	70.00	2.756	5	14	860.1-1350-061A1-MM	☆	14.00	.551	124.00	4.881	77.00	3.031	2.46	.096	140°	DIN 6537 L
13.50	.531	110.50	4.350	8	14	860.1-1350-108A1-MM	☆	14.00	.551	170.00	6.692	123.00	4.842	2.46	.096	140°	COROMANT
13.75	.541	43.80	1.724	3	14	860.1-1375-041A1-MM	☆	14.00	.551	107.00	4.212	60.00	2.362	2.50	.098	140°	DIN 6537 K
13.75	.541	71.30	2.807	5	14	860.1-1375-062A1-MM	☆	14.00	.551	124.00	4.881	77.00	3.031	2.50	.098	140°	DIN 6537 L
13.75	.541	112.50	4.429	8	14	860.1-1375-110A1-MM	☆	14.00	.551	170.00	6.692	123.00	4.842	2.50	.098	140°	COROMANT
13.80	.543	43.90	1.728	3	14	860.1-1380-041A1-MM	☆	14.00	.551	107.00	4.212	60.00	2.362	2.51	.098	140°	DIN 6537 K
13.80	.543	71.50	2.815	5	14	860.1-1380-062A1-MM	☆	14.00	.551	124.00	4.881	77.00	3.031	2.51	.098	140°	DIN 6537 L
13.80	.543	112.90	4.445	8	14	860.1-1380-110A1-MM	☆	14.00	.551	170.00	6.692	123.00	4.842	2.51	.098	140°	COROMANT
13.89	.547	44.20	1.740	3	14	860.1-1389-042A1-MM	☆	14.00	.551	107.00	4.212	60.00	2.362	2.53	.099	140°	DIN 6537 K
13.89	.547	72.00	2.835	5	14	860.1-1389-063A1-MM	☆	14.00	.551	124.00	4.881	77.00	3.031	2.53	.099	140°	DIN 6537 L
13.89	.547	113.60	4.472	8	14	860.1-1389-111A1-MM	☆	14.00	.551	170.00	6.692	123.00	4.842	2.53	.099	140°	COROMANT
14.00	.551	44.50	1.752	3	14	860.1-1400-042A1-MM	☆	14.00	.551	107.00	4.212	60.00	2.362	2.55	.100	140°	DIN 6537 K
14.00	.551	72.50	2.854	5	14	860.1-1400-063A1-MM	☆	14.00	.551	124.00	4.881	77.00	3.031	2.55	.100	140°	DIN 6537 L
14.00	.551	114.50	4.508	8	14	860.1-1400-112A1-MM	☆	14.00	.551	170.00	6.692	123.00	4.842	2.55	.100	140°	COROMANT
14.25	.561	45.30	1.783	3	16	860.1-1425-043A1-MM	☆	16.00	.629	115.00	4.527	65.00	2.559	2.59	.102	140°	DIN 6537 K
14.25	.561	73.80	2.906	5	16	860.1-1425-071A1-MM	☆	16.00	.629	133.00	5.236	83.00	3.267	2.59	.102	140°	DIN 6537 L
14.25	.561	116.60	4.591	8	16	860.1-1425-114A1-MM	☆	16.00	.629	182.00	7.165	133.00	5.236	2.59	.102	140°	COROMANT
14.29	.563	45.50	1.791	3	16	860.1-1429-043A1-MM	☆	16.00	.629	115.00	4.527	65.00	2.559	2.60	.102	140°	DIN 6537 K
14.29	.563	74.10	2.917	5	16	860.1-1429-072A1-MM	☆	16.00	.629	133.00	5.236	83.00	3.267	2.60	.102	140°	DIN 6537 L
14.29	.563	116.90	4.602	8	16	860.1-1429-114A1-MM	☆	16.00	.629	182.00	7.165	133.00	5.236	2.60	.102	140°	COROMANT
14.50	.571	46.10	1.815	3	16	860.1-1450-044A1-MM	☆	16.00	.629	115.00	4.527	65.00	2.559	2.64	.103	140°	DIN 6537 K
14.50	.571	75.10	2.957	5	16	860.1-1450-073A1-MM	☆	16.00	.629	133.00	5.236	83.00	3.267	2.64	.103	140°	DIN 6537 L
14.50	.571	118.60	4.669	8	16	860.1-1450-116A1-MM	☆	16.00	.629	182.00	7.165	133.00	5.236	2.64	.103	140°	COROMANT
14.68	.578	46.70	1.839	3	16	860.1-1468-044A1-MM	☆	16.00	.629	115.00	4.527	65.00	2.559	2.67	.105	140°	DIN 6537 K
14.68	.578	76.10	2.996	5	16	860.1-1468-073A1-MM	☆	16.00	.629	133.00	5.236	83.00	3.267	2.67	.105	140°	DIN 6537 L
14.68	.578	120.10	4.728	8	16	860.1-1468-117A1-MM	☆	16.00	.629	182.00	7.165	133.00	5.236	2.67	.105	140°	COROMANT
14.75	.581	46.90	1.846	3	16	860.1-1475-044A1-MM	☆	16.00	.629	115.00	4.527	65.00	2.559	2.68	.105	140°	DIN 6537 K
14.75	.581	76.40	3.008	5	16	860.1-1475-066A1-MM	☆	16.00	.629	133.00	5.236	83.00	3.267	2.68	.105	140°	DIN 6537 L
14.75	.581	120.70	4.752	8	16	860.1-1475-118A1-MM	☆	16.00	.629	182.00	7.165	133.00	5.236	2.68	.105	140°	COROMANT
14.80	.583	47.10	1.854	3	16	860.1-1480-044A1-MM	☆	16.00	.629	115.00	4.527	65.00	2.559	2.69	.106	140°	DIN 6537 K
14.80	.583	76.70	3.020	5	16	860.1-1480-067A1-MM	☆	16.00	.629	133.00	5.236	83.00	3.267	2.69	.106	140°	DIN 6537 L
14.80	.583	121.10	4.768	8	16	860.1-1480-118A1-MM	☆	16.00	.629	182.00	7.165	133.00	5.236	2.69	.106	140°	COROMANT
15.00	.591	47.70	1.878	3	16	860.1-1500-045A1-MM	☆	16.00	.629	115.00	4.527	65.00	2.559	2.73	.107	140°	DIN 6537 K
15.00	.591	77.70	3.059	5	16	860.1-1500-068A1-MM	☆	16.00	.629	133.00	5.236	83.00	3.267	2.73	.107	140°	DIN 6537 L
15.00	.591	122.70	4.831	8	16	860.1-1500-120A1-MM	☆	16.00	.629	182.00	7.165	133.00	5.236	2.73	.107	140°	COROMANT
15.50	.610	49.30	1.941	3	16	860.1-1550-047A1-MM	☆	16.00	.629	115.00	4.527	65.00	2.559	2.82	.111	140°	DIN 6537 K
15.50	.610	80.30	3.161	5	16	860.1-1550-070A1-MM	☆	16.00	.629	133.00	5.236	83.00	3.267	2.82	.111	140°	DIN 6537 L
15.50	.610	126.80	4.992	8	16	860.1-1550-124A1-MM	☆	16.00	.629	182.00	7.165	133.00	5.236	2.82	.111	140°	COROMANT

O5 Q5 K208 K252 Q1 Q35

Broca de metal duro integral CoroDrill® 860

Mango HA

Suministro de refrigerante interior



TCHA H8
CNSC 1

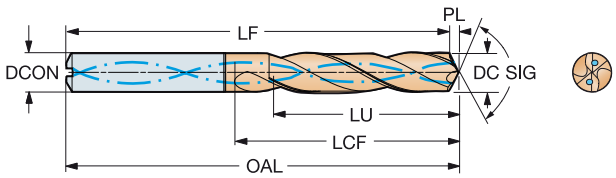

DC	DC"	LU	LU"	ULDR	CZC_{MS}	Código de pedido	M 2214	DCON	DCON"	OAL	OAL"	LCF	LCF"	PL	PL"	SIG	BSG
								Dimensiones, mm, pulg.									
15.80	.622	50.30	1.980	3	16	**860.1-1580-047A1-MM**	☆	16.00	.629	115.00	4.527	65.00	2.559	2.88	.113	140°	DIN 6537 K
15.80	.622	81.90	3.224	5	16	**860.1-1580-071A1-MM**	☆	16.00	.629	133.00	5.236	83.00	3.267	2.88	.113	140°	DIN 6537 L
15.80	.622	129.30	5.091	8	16	**860.1-1580-126A1-MM**	☆	16.00	.629	182.00	7.165	133.00	5.236	2.88	.113	140°	COROMANT
15.88	.625	50.50	1.988	3	16	**860.1-1588-048A1-MM**	☆	16.00	.629	115.00	4.527	65.00	2.559	2.89	.113	140°	DIN 6537 K
15.88	.625	82.30	3.240	5	16	**860.1-1588-071A1-MM**	☆	16.00	.629	133.00	5.236	83.00	3.267	2.89	.113	140°	DIN 6537 L
15.88	.625	129.90	5.114	8	16	**860.1-1588-127A1-MM**	☆	16.00	.629	182.00	7.165	133.00	5.236	2.89	.113	140°	COROMANT
16.00	.630	50.90	2.004	3	16	**860.1-1600-048A1-MM**	☆	16.00	.629	115.00	4.527	65.00	2.559	2.91	.114	140°	DIN 6537 K
16.00	.630	82.90	3.264	5	16	**860.1-1600-072A1-MM**	☆	16.00	.629	133.00	5.236	83.00	3.267	2.91	.114	140°	DIN 6537 L
16.00	.630	130.90	5.154	8	16	**860.1-1600-128A1-MM**	☆	16.00	.629	182.00	7.165	133.00	5.236	2.91	.114	140°	COROMANT

O5 Q5 K208 K252 Q1 Q35

SANDVIK Coromant

Broca de metal duro integral CoroDrill® 860

Mango HA

Suministro de refrigerante interior

TCHA H8
CNSC 1

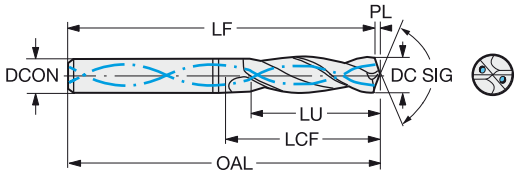

DC	DC"	LU	LU"	ULDR	CZC_{MS}	Código de pedido	N	H10F	Dimensiones, mm, pulg. DCON	DCON"	OAL	OAL"	LCF	LCF"	PL	PL"	SIG	BSG
3.00	.118	9.70	.382	3	6	860.1-0300-009A1-NM	☆		6.00	.236	62.00	2.440	20.00	.787	0.70	.027	130°	DIN 6537 K
3.00	.118	24.70	.972	8	6	860.1-0300-024A1-NM	☆		6.00	.236	77.00	3.031	36.00	1.417	0.70	.027	130°	COROMANT
3.18	.125	10.30	.406	3	6	860.1-0318-010A1-NM	☆		6.00	.236	62.00	2.440	20.00	.787	0.74	.029	130°	DIN 6537 K
3.18	.125	26.20	1.032	8	6	860.1-0318-025A1-NM	☆		6.00	.236	77.00	3.031	36.00	1.417	0.74	.029	130°	COROMANT
3.20	.126	10.30	.406	3	6	860.1-0320-010A1-NM	☆		6.00	.236	62.00	2.440	20.00	.787	0.75	.029	130°	DIN 6537 K
3.20	.126	26.30	1.035	8	6	860.1-0320-026A1-NM	☆		6.00	.236	77.00	3.031	36.00	1.417	0.75	.029	130°	COROMANT
3.30	.130	10.70	.421	3	6	860.1-0330-010A1-NM	☆		6.00	.236	62.00	2.440	20.00	.787	0.77	.030	130°	DIN 6537 K
3.30	.130	27.20	1.071	8	6	860.1-0330-026A1-NM	☆		6.00	.236	77.00	3.031	36.00	1.417	0.77	.030	130°	COROMANT
3.50	.138	11.30	.445	3	6	860.1-0350-011A1-NM	☆		6.00	.236	62.00	2.440	20.00	.787	0.82	.032	130°	DIN 6537 K
3.50	.138	28.80	1.134	8	6	860.1-0350-028A1-NM	☆		6.00	.236	77.00	3.031	36.00	1.417	0.82	.032	130°	COROMANT
3.57	.141	11.50	.453	3	6	860.1-0357-011A1-NM	☆		6.00	.236	62.00	2.440	20.00	.787	0.83	.032	130°	DIN 6537 K
3.57	.141	29.40	1.157	8	6	860.1-0357-029A1-NM	☆		6.00	.236	77.00	3.031	36.00	1.417	0.83	.032	130°	COROMANT
3.70	.146	12.00	.472	3	6	860.1-0370-011A1-NM	☆		6.00	.236	62.00	2.440	20.00	.787	0.86	.033	130°	DIN 6537 K
3.70	.146	30.50	1.201	8	6	860.1-0370-030A1-NM	☆		6.00	.236	77.00	3.031	36.00	1.417	0.86	.033	130°	COROMANT
3.80	.150	12.30	.484	3	6	860.1-0380-011A1-NM	☆		6.00	.236	66.00	2.598	24.00	.944	0.89	.034	130°	DIN 6537 K
3.80	.150	31.30	1.232	8	6	860.1-0380-030A1-NM	☆		6.00	.236	86.00	3.385	47.00	1.850	0.89	.034	130°	COROMANT
3.90	.154	12.60	.496	3	6	860.1-0390-012A1-NM	☆		6.00	.236	66.00	2.598	24.00	.944	0.91	.035	130°	DIN 6537 K
3.90	.154	32.10	1.264	8	6	860.1-0390-031A1-NM	☆		6.00	.236	86.00	3.385	47.00	1.850	0.91	.035	130°	COROMANT
3.97	.156	12.80	.504	3	6	860.1-0397-012A1-NM	☆		6.00	.236	66.00	2.598	24.00	.944	0.93	.036	130°	DIN 6537 K
3.97	.156	32.70	1.287	8	6	860.1-0397-032A1-NM	☆		6.00	.236	86.00	3.385	47.00	1.850	0.93	.036	130°	COROMANT
4.00	.157	12.90	.508	3	6	860.1-0400-012A1-NM	☆		6.00	.236	66.00	2.598	24.00	.944	0.93	.036	130°	DIN 6537 K
4.00	.157	32.90	1.295	8	6	860.1-0400-032A1-NM	☆		6.00	.236	86.00	3.385	47.00	1.850	0.93	.036	130°	COROMANT
4.10	.161	13.30	.524	3	6	860.1-0410-012A1-NM	☆		6.00	.236	66.00	2.598	24.00	.944	0.96	.037	130°	DIN 6537 K
4.10	.161	33.80	1.331	8	6	860.1-0410-033A1-NM	☆		6.00	.236	86.00	3.385	47.00	1.850	0.96	.037	130°	COROMANT
4.20	.165	13.60	.535	3	6	860.1-0420-013A1-NM	☆		6.00	.236	66.00	2.598	24.00	.944	0.98	.038	130°	DIN 6537 K
4.20	.165	34.60	1.362	8	6	860.1-0420-034A1-NM	☆		6.00	.236	86.00	3.385	47.00	1.850	0.98	.038	130°	COROMANT
4.37	.172	14.10	.555	3	6	860.1-0437-013A1-NM	☆		6.00	.236	66.00	2.598	24.00	.944	1.02	.040	130°	DIN 6537 K
4.37	.172	36.00	1.417	8	6	860.1-0437-035A1-NM	☆		6.00	.236	86.00	3.385	47.00	1.850	1.02	.040	130°	COROMANT
4.50	.177	14.50	.571	3	6	860.1-0450-014A1-NM	☆		6.00	.236	66.00	2.598	24.00	.944	1.05	.041	130°	DIN 6537 K
4.50	.177	37.00	1.457	8	6	860.1-0450-036A1-NM	☆		6.00	.236	86.00	3.385	47.00	1.850	1.05	.041	130°	COROMANT
4.60	.181	14.90	.587	3	6	860.1-0460-014A1-NM	☆		6.00	.236	66.00	2.598	24.00	.944	1.07	.042	130°	DIN 6537 K
4.60	.181	37.90	1.492	8	6	860.1-0460-037A1-NM	☆		6.00	.236	86.00	3.385	47.00	1.850	1.07	.042	130°	COROMANT
4.76	.187	15.40	.606	3	6	860.1-0476-014A1-NM	☆		6.00	.236	66.00	2.598	28.00	1.102	1.11	.043	130°	DIN 6537 K
4.76	.187	39.20	1.543	8	6	860.1-0476-038A1-NM	☆		6.00	.236	99.00	3.897	60.00	2.362	1.11	.043	130°	COROMANT
5.00	.197	16.20	.638	3	6	860.1-0500-015A1-NM	☆		6.00	.236	66.00	2.598	28.00	1.102	1.17	.045	130°	DIN 6537 K
5.00	.197	41.20	1.622	8	6	860.1-0500-040A1-NM	☆		6.00	.236	99.00	3.897	60.00	2.362	1.17	.045	130°	COROMANT
5.10	.201	16.50	.650	3	6	860.1-0510-015A1-NM	☆		6.00	.236	66.00	2.598	28.00	1.102	1.19	.046	130°	DIN 6537 K
5.10	.201	42.00	1.654	8	6	860.1-0510-041A1-NM	☆		6.00	.236	99.00	3.897	60.00	2.362	1.19	.046	130°	COROMANT
5.16	.203	16.70	.657	3	6	860.1-0516-015A1-NM	☆		6.00	.236	66.00	2.598	28.00	1.102	1.20	.047	130°	DIN 6537 K
5.16	.203	42.50	1.673	8	6	860.1-0516-041A1-NM	☆		6.00	.236	99.00	3.897	60.00	2.362	1.20	.047	130°	COROMANT
5.20	.205	16.80	.661	3	6	860.1-0520-016A1-NM	☆		6.00	.236	66.00	2.598	28.00	1.102	1.21	.047	130°	DIN 6537 K
5.20	.205	42.80	1.685	8	6	860.1-0520-042A1-NM	☆		6.00	.236	99.00	3.897	60.00	2.362	1.21	.047	130°	COROMANT
5.50	.217	17.80	.701	3	6	860.1-0550-017A1-NM	☆		6.00	.236	66.00	2.598	28.00	1.102	1.28	.050	130°	DIN 6537 K
5.50	.217	45.30	1.783	8	6	860.1-0550-044A1-NM	☆		6.00	.236	99.00	3.897	60.00	2.362	1.28	.050	130°	COROMANT
5.56	.219	18.00	.709	3	6	860.1-0556-017A1-NM	☆		6.00	.236	66.00	2.598	28.00	1.102	1.30	.051	130°	DIN 6537 K
5.56	.219	45.80	1.803	8	6	860.1-0556-044A1-NM	☆		6.00	.236	99.00	3.897	60.00	2.362	1.30	.051	130°	COROMANT
5.80	.228	18.80	.740	3	6	860.1-0580-017A1-NM	☆		6.00	.236	66.00	2.598	28.00	1.102	1.35	.053	130°	DIN 6537 K
5.80	.228	47.80	1.882	8	6	860.1-0580-046A1-NM	☆		6.00	.236	99.00	3.897	60.00	2.362	1.35	.053	130°	COROMANT

O5

Q5

K208

K252

Q1

Q35

Broca de metal duro integral CoroDrill® 860

Mango HA

Suministro de refrigerante interior

TCHA H8
CNSC 1

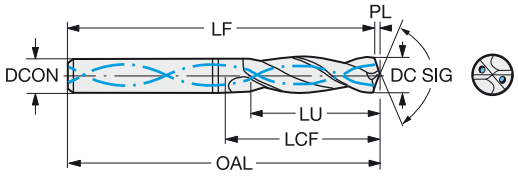

DC	DC"	LU	LU"	ULDR	CZC_{MS}	Código de pedido	N / H10F	DCON	DCON"	OAL	OAL"	LCF	LCF"	PL	PL"	SIG	BSG
								Dimensiones, mm, pulg.									
6.00	.236	19.40	.764	3	6	860.1-0600-018A1-NM	☆	6.00	.236	66.00	2.598	28.00	1.102	1.40	.055	130°	DIN 6537 K
6.00	.236	49.40	1.945	8	6	860.1-0600-048A1-NM	☆	6.00	.236	99.00	3.897	60.00	2.362	1.40	.055	130°	COROMANT
6.30	.248	20.40	.803	3	8	860.1-0630-019A1-NM	☆	8.00	.314	79.00	3.110	34.00	1.338	1.47	.057	130°	DIN 6537 K
6.30	.248	51.90	2.043	8	8	860.1-0630-050A1-NM	☆	8.00	.314	121.00	4.763	80.00	3.149	1.47	.057	130°	COROMANT
6.35	.250	20.50	.807	3	8	860.1-0635-019A1-NM	☆	8.00	.314	79.00	3.110	34.00	1.338	1.48	.058	130°	DIN 6537 K
6.35	.250	52.30	2.059	8	8	860.1-0635-051A1-NM	☆	8.00	.314	121.00	4.763	80.00	3.149	1.48	.058	130°	COROMANT
6.50	.256	21.00	.827	3	8	860.1-0650-020A1-NM	☆	8.00	.314	79.00	3.110	34.00	1.338	1.52	.059	130°	DIN 6537 K
6.50	.256	53.50	2.106	8	8	860.1-0650-052A1-NM	☆	8.00	.314	121.00	4.763	80.00	3.149	1.52	.059	130°	COROMANT
6.60	.260	21.30	.839	3	8	860.1-0660-020A1-NM	☆	8.00	.314	79.00	3.110	34.00	1.338	1.54	.060	130°	DIN 6537 K
6.60	.260	54.30	2.138	8	8	860.1-0660-053A1-NM	☆	8.00	.314	121.00	4.763	80.00	3.149	1.54	.060	130°	COROMANT
6.75	.266	21.80	.858	3	8	860.1-0675-020A1-NM	☆	8.00	.314	79.00	3.110	34.00	1.338	1.57	.061	130°	DIN 6537 K
6.75	.266	55.60	2.189	8	8	860.1-0675-054A1-NM	☆	8.00	.314	121.00	4.763	80.00	3.149	1.57	.061	130°	COROMANT
6.80	.268	22.00	.866	3	8	860.1-0680-020A1-NM	☆	8.00	.314	79.00	3.110	34.00	1.338	1.59	.062	130°	DIN 6537 K
6.80	.268	56.00	2.205	8	8	860.1-0680-054A1-NM	☆	8.00	.314	121.00	4.763	80.00	3.149	1.59	.062	130°	COROMANT
6.90	.272	22.30	.878	3	8	860.1-0690-021A1-NM	☆	8.00	.314	79.00	3.110	34.00	1.338	1.61	.063	130°	DIN 6537 K
6.90	.272	56.80	2.236	8	8	860.1-0690-055A1-NM	☆	8.00	.314	121.00	4.763	80.00	3.149	1.61	.063	130°	COROMANT
7.00	.276	22.60	.890	3	8	860.1-0700-021A1-NM	☆	8.00	.314	79.00	3.110	34.00	1.338	1.63	.064	130°	DIN 6537 K
7.00	.276	57.60	2.268	8	8	860.1-0700-056A1-NM	☆	8.00	.314	121.00	4.763	80.00	3.149	1.63	.064	130°	COROMANT
7.14	.281	23.10	.909	3	8	860.1-0714-021A1-NM	☆	8.00	.314	79.00	3.110	41.00	1.614	1.66	.065	130°	DIN 6537 K
7.14	.281	58.80	2.315	8	8	860.1-0714-057A1-NM	☆	8.00	.314	121.00	4.763	80.00	3.149	1.66	.065	130°	COROMANT
7.30	.287	23.60	.929	3	8	860.1-0730-022A1-NM	☆	8.00	.314	79.00	3.110	41.00	1.614	1.70	.067	130°	DIN 6537 K
7.30	.287	60.10	2.366	8	8	860.1-0730-058A1-NM	☆	8.00	.314	121.00	4.763	80.00	3.149	1.70	.067	130°	COROMANT
7.40	.291	23.90	.941	3	8	860.1-0740-022A1-NM	☆	8.00	.314	79.00	3.110	41.00	1.614	1.73	.067	130°	DIN 6537 K
7.40	.291	60.90	2.398	8	8	860.1-0740-059A1-NM	☆	8.00	.314	121.00	4.763	80.00	3.149	1.73	.067	130°	COROMANT
7.50	.295	24.20	.953	3	8	860.1-0750-023A1-NM	☆	8.00	.314	79.00	3.110	41.00	1.614	1.75	.068	130°	DIN 6537 K
7.50	.295	61.70	2.429	8	8	860.1-0750-060A1-NM	☆	8.00	.314	121.00	4.763	80.00	3.149	1.75	.068	130°	COROMANT
7.54	.297	24.40	.961	3	8	860.1-0754-023A1-NM	☆	8.00	.314	79.00	3.110	41.00	1.614	1.76	.069	130°	DIN 6537 K
7.54	.297	62.10	2.445	8	8	860.1-0754-060A1-NM	☆	8.00	.314	121.00	4.763	80.00	3.149	1.76	.069	130°	COROMANT
7.94	.313	25.70	1.012	3	8	860.1-0794-024A1-NM	☆	8.00	.314	79.00	3.110	41.00	1.614	1.85	.072	130°	DIN 6537 K
7.94	.313	65.40	2.575	8	8	860.1-0794-064A1-NM	☆	8.00	.314	121.00	4.763	80.00	3.149	1.85	.072	130°	COROMANT
8.00	.315	25.90	1.020	3	8	860.1-0800-024A1-NM	☆	8.00	.314	79.00	3.110	41.00	1.614	1.87	.073	130°	DIN 6537 K
8.00	.315	65.90	2.594	8	8	860.1-0800-064A1-NM	☆	8.00	.314	121.00	4.763	80.00	3.149	1.87	.073	130°	COROMANT
8.33	.328	26.90	1.059	3	10	860.1-0833-025A1-NM	☆	10.00	.393	89.00	3.503	47.00	1.850	1.94	.076	130°	DIN 6537 K
8.33	.328	68.60	2.701	8	10	860.1-0833-067A1-NM	☆	10.00	.393	145.00	5.708	100.00	3.937	1.94	.076	130°	COROMANT
8.50	.335	27.50	1.083	3	10	860.1-0850-026A1-NM	☆	10.00	.393	89.00	3.503	47.00	1.850	1.98	.078	130°	DIN 6537 K
8.50	.335	70.00	2.756	8	10	860.1-0850-068A1-NM	☆	10.00	.393	145.00	5.708	100.00	3.937	1.98	.078	130°	COROMANT
8.60	.339	27.80	1.094	3	10	860.1-0860-026A1-NM	☆	10.00	.393	89.00	3.503	47.00	1.850	2.01	.078	130°	DIN 6537 K
8.60	.339	70.80	2.787	8	10	860.1-0860-069A1-NM	☆	10.00	.393	145.00	5.708	100.00	3.937	2.01	.078	130°	COROMANT
8.70	.343	28.10	1.106	3	10	860.1-0870-026A1-NM	☆	10.00	.393	89.00	3.503	47.00	1.850	2.03	.079	130°	DIN 6537 K
8.70	.343	71.60	2.819	8	10	860.1-0870-070A1-NM	☆	10.00	.393	145.00	5.708	100.00	3.937	2.03	.079	130°	COROMANT
8.73	.344	28.20	1.110	3	10	860.1-0873-026A1-NM	☆	10.00	.393	89.00	3.503	47.00	1.850	2.04	.080	130°	DIN 6537 K
8.73	.344	71.90	2.831	8	10	860.1-0873-070A1-NM	☆	10.00	.393	145.00	5.708	100.00	3.937	2.04	.080	130°	COROMANT
8.80	.346	28.50	1.122	3	10	860.1-0880-026A1-NM	☆	10.00	.393	89.00	3.503	47.00	1.850	2.05	.080	130°	DIN 6537 K
8.80	.346	72.50	2.854	8	10	860.1-0880-070A1-NM	☆	10.00	.393	145.00	5.708	100.00	3.937	2.05	.080	130°	COROMANT
9.00	.354	29.10	1.146	3	10	860.1-0900-027A1-NM	☆	10.00	.393	89.00	3.503	47.00	1.850	2.10	.082	130°	DIN 6537 K
9.00	.354	74.10	2.917	8	10	860.1-0900-072A1-NM	☆	10.00	.393	145.00	5.708	100.00	3.937	2.10	.082	130°	COROMANT
9.13	.359	29.50	1.161	3	10	860.1-0913-027A1-NM	☆	10.00	.393	89.00	3.503	47.00	1.850	2.13	.083	130°	DIN 6537 K
9.13	.359	75.20	2.961	8	10	860.1-0913-073A1-NM	☆	10.00	.393	145.00	5.708	100.00	3.937	2.13	.083	130°	COROMANT

O5 Q5 K208 K252 Q1 Q35

SANDVIK Coromant

Broca de metal duro integral CoroDrill® 860

Mango HA

Suministro de refrigerante interior

TCHA H8
CNSC 1

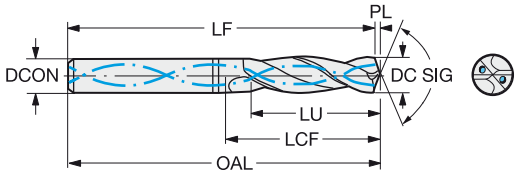

DC	DC"	LU	LU"	ULDR	CZC_{MS}	Código de pedido	N / H10F	Dimensiones, mm, pulg. DCON	DCON"	OAL	OAL"	LCF	LCF"	PL	PL"	SIG	BSG
9.30	.366	30.10	1.185	3	10	860.1-0930-028A1-NM	☆	10.00	.393	89.00	3.503	47.00	1.850	2.17	.085	130°	DIN 6537 K
9.30	.366	76.60	3.016	8	10	860.1-0930-074A1-NM	☆	10.00	.393	145.00	5.708	100.00	3.937	2.17	.085	130°	COROMANT
9.40	.370	30.40	1.197	3	10	860.1-0940-028A1-NM	☆	10.00	.393	89.00	3.503	47.00	1.850	2.19	.086	130°	DIN 6537 K
9.40	.370	77.40	3.047	8	10	860.1-0940-075A1-NM	☆	10.00	.393	145.00	5.708	100.00	3.937	2.19	.086	130°	COROMANT
9.50	.374	30.70	1.209	3	10	860.1-0950-029A1-NM	☆	10.00	.393	89.00	3.503	47.00	1.850	2.21	.087	130°	DIN 6537 K
9.50	.374	78.20	3.079	8	10	860.1-0950-076A1-NM	☆	10.00	.393	145.00	5.708	100.00	3.937	2.21	.087	130°	COROMANT
9.53	.375	30.80	1.213	3	10	860.1-0953-029A1-NM	☆	10.00	.393	89.00	3.503	47.00	1.850	2.22	.087	130°	DIN 6537 K
9.53	.375	78.50	3.091	8	10	860.1-0953-076A1-NM	☆	10.00	.393	145.00	5.708	100.00	3.937	2.22	.087	130°	COROMANT
9.92	.391	32.10	1.264	3	10	860.1-0992-030A1-NM	☆	10.00	.393	89.00	3.503	47.00	1.850	2.31	.091	130°	DIN 6537 K
9.92	.391	81.70	3.217	8	10	860.1-0992-079A1-NM	☆	10.00	.393	145.00	5.708	100.00	3.937	2.31	.091	130°	COROMANT
10.00	.394	32.30	1.272	3	10	860.1-1000-030A1-NM	☆	10.00	.393	89.00	3.503	47.00	1.850	2.33	.091	130°	DIN 6537 K
10.00	.394	82.30	3.240	8	10	860.1-1000-080A1-NM	☆	10.00	.393	145.00	5.708	100.00	3.937	2.33	.091	130°	COROMANT
10.20	.402	33.00	1.299	3	12	860.1-1020-031A1-NM	☆	12.00	.472	102.00	4.015	55.00	2.165	2.38	.093	130°	DIN 6537 K
10.20	.402	84.00	3.307	8	12	860.1-1020-082A1-NM	☆	12.00	.472	171.00	6.732	120.00	4.724	2.38	.093	130°	COROMANT
10.30	.406	33.30	1.311	3	12	860.1-1030-031A1-NM	☆	12.00	.472	102.00	4.015	55.00	2.165	2.40	.094	130°	DIN 6537 K
10.30	.406	84.80	3.339	8	12	860.1-1030-082A1-NM	☆	12.00	.472	171.00	6.732	120.00	4.724	2.40	.094	130°	COROMANT
10.32	.406	33.40	1.315	3	12	860.1-1032-031A1-NM	☆	12.00	.472	102.00	4.015	55.00	2.165	2.41	.094	130°	DIN 6537 K
10.32	.406	85.00	3.346	8	12	860.1-1032-083A1-NM	☆	12.00	.472	171.00	6.732	120.00	4.724	2.41	.094	130°	COROMANT
10.40	.409	33.60	1.323	3	12	860.1-1040-031A1-NM	☆	12.00	.472	102.00	4.015	55.00	2.165	2.42	.095	130°	DIN 6537 K
10.40	.409	85.60	3.370	8	12	860.1-1040-083A1-NM	☆	12.00	.472	171.00	6.732	120.00	4.724	2.42	.095	130°	COROMANT
10.50	.413	33.90	1.335	3	12	860.1-1050-032A1-NM	☆	12.00	.472	102.00	4.015	55.00	2.165	2.45	.096	130°	DIN 6537 K
10.50	.413	86.40	3.402	8	12	860.1-1050-084A1-NM	☆	12.00	.472	171.00	6.732	120.00	4.724	2.45	.096	130°	COROMANT
10.72	.422	34.70	1.366	3	12	860.1-1072-032A1-NM	☆	12.00	.472	102.00	4.015	55.00	2.165	2.50	.098	130°	DIN 6537 K
10.72	.422	88.30	3.476	8	12	860.1-1072-086A1-NM	☆	12.00	.472	171.00	6.732	120.00	4.724	2.50	.098	130°	COROMANT
10.80	.425	34.90	1.374	3	12	860.1-1080-032A1-NM	☆	12.00	.472	102.00	4.015	55.00	2.165	2.52	.099	130°	DIN 6537 K
10.80	.425	88.90	3.500	8	12	860.1-1080-086A1-NM	☆	12.00	.472	171.00	6.732	120.00	4.724	2.52	.099	130°	COROMANT
11.00	.433	35.60	1.402	3	12	860.1-1100-033A1-NM	☆	12.00	.472	102.00	4.015	55.00	2.165	2.56	.100	130°	DIN 6537 K
11.00	.433	90.60	3.567	8	12	860.1-1100-088A1-NM	☆	12.00	.472	171.00	6.732	120.00	4.724	2.56	.100	130°	COROMANT
11.10	.437	35.90	1.413	3	12	860.1-1110-033A1-NM	☆	12.00	.472	102.00	4.015	55.00	2.165	2.59	.101	130°	DIN 6537 K
11.10	.437	91.40	3.598	8	12	860.1-1110-089A1-NM	☆	12.00	.472	171.00	6.732	120.00	4.724	2.59	.101	130°	COROMANT
11.11	.437	35.90	1.413	3	12	860.1-1111-033A1-NM	☆	12.00	.472	102.00	4.015	55.00	2.165	2.59	.101	130°	DIN 6537 K
11.11	.437	91.50	3.602	8	12	860.1-1111-089A1-NM	☆	12.00	.472	171.00	6.732	120.00	4.724	2.59	.101	130°	COROMANT
11.20	.441	36.20	1.425	3	12	860.1-1120-034A1-NM	☆	12.00	.472	102.00	4.015	55.00	2.165	2.61	.102	130°	DIN 6537 K
11.20	.441	92.20	3.630	8	12	860.1-1120-090A1-NM	☆	12.00	.472	171.00	6.732	120.00	4.724	2.61	.102	130°	COROMANT
11.50	.453	37.20	1.465	3	12	860.1-1150-035A1-NM	☆	12.00	.472	102.00	4.015	55.00	2.165	2.68	.105	130°	DIN 6537 K
11.50	.453	94.70	3.728	8	12	860.1-1150-092A1-NM	☆	12.00	.472	171.00	6.732	120.00	4.724	2.68	.105	130°	COROMANT
11.51	.453	37.20	1.465	3	12	860.1-1151-035A1-NM	☆	12.00	.472	102.00	4.015	55.00	2.165	2.68	.105	130°	DIN 6537 K
11.51	.453	94.80	3.732	8	12	860.1-1151-092A1-NM	☆	12.00	.472	171.00	6.732	120.00	4.724	2.68	.105	130°	COROMANT
11.80	.465	38.20	1.504	3	12	860.1-1180-035A1-NM	☆	12.00	.472	102.00	4.015	55.00	2.165	2.75	.108	130°	DIN 6537 K
11.80	.465	97.20	3.827	8	12	860.1-1180-094A1-NM	☆	12.00	.472	171.00	6.732	120.00	4.724	2.75	.108	130°	COROMANT
11.91	.469	38.50	1.516	3	12	860.1-1191-036A1-NM	☆	12.00	.472	102.00	4.015	55.00	2.165	2.78	.109	130°	DIN 6537 K
11.91	.469	98.10	3.862	8	12	860.1-1191-095A1-NM	☆	12.00	.472	171.00	6.732	120.00	4.724	2.78	.109	130°	COROMANT
12.00	.472	38.80	1.528	3	12	860.1-1200-036A1-NM	☆	12.00	.472	102.00	4.015	55.00	2.165	2.80	.110	130°	DIN 6537 K
12.00	.472	98.80	3.890	8	12	860.1-1200-096A1-NM	☆	12.00	.472	171.00	6.732	120.00	4.724	2.80	.110	130°	COROMANT
12.10	.476	39.10	1.539	3	14	860.1-1210-036A1-NM	☆	14.00	.551	107.00	4.212	60.00	2.362	2.82	.111	130°	DIN 6537 K
12.10	.476	99.60	3.921	8	14	860.1-1210-097A1-NM	☆	14.00	.551	190.00	7.480	140.00	5.511	2.82	.111	130°	COROMANT
12.20	.480	39.40	1.551	3	14	860.1-1220-037A1-NM	☆	14.00	.551	107.00	4.212	60.00	2.362	2.84	.111	130°	DIN 6537 K
12.20	.480	100.40	3.953	8	14	860.1-1220-098A1-NM	☆	14.00	.551	190.00	7.480	140.00	5.511	2.84	.111	130°	COROMANT

O5

Q5

K208

K252

Q1

Q35

Broca de metal duro integral CoroDrill® 860

Mango HA

Suministro de refrigerante interior

TCHA H8
CNSC 1

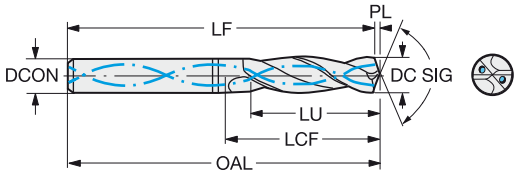

DC	DC"	LU	LU"	ULDR	CZC_{MS}	Código de pedido	N / H10F	DCON	DCON"	OAL	OAL"	LCF	LCF"	PL	PL"	SIG	BSG
								Dimensiones, mm, pulg.									
12.30	.484	39.80	1.567	3	14	860.1-1230-037A1-NM	☆	14.00	.551	107.00	4.212	60.00	2.362	2.87	.112	130°	DIN 6537 K
12.30	.484	101.30	3.988	8	14	860.1-1230-098A1-NM	☆	14.00	.551	190.00	7.480	140.00	5.511	2.87	.112	130°	COROMANT
12.50	.492	40.40	1.591	3	14	860.1-1250-038A1-NM	☆	14.00	.551	107.00	4.212	60.00	2.362	2.91	.114	130°	DIN 6537 K
12.50	.492	102.90	4.051	8	14	860.1-1250-100A1-NM	☆	14.00	.551	190.00	7.480	140.00	5.511	2.91	.114	130°	COROMANT
12.70	.500	41.10	1.618	3	14	860.1-1270-038A1-NM	☆	14.00	.551	107.00	4.212	60.00	2.362	2.96	.116	130°	DIN 6537 K
12.70	.500	104.60	4.118	8	14	860.1-1270-102A1-NM	☆	14.00	.551	190.00	7.480	140.00	5.511	2.96	.116	130°	COROMANT
13.00	.512	42.00	1.654	3	14	860.1-1300-039A1-NM	☆	14.00	.551	107.00	4.212	60.00	2.362	3.03	.119	130°	DIN 6537 K
13.00	.512	107.00	4.213	8	14	860.1-1300-104A1-NM	☆	14.00	.551	190.00	7.480	140.00	5.511	3.03	.119	130°	COROMANT
13.10	.516	42.40	1.669	3	14	860.1-1310-039A1-NM	☆	14.00	.551	107.00	4.212	60.00	2.362	3.05	.120	130°	DIN 6537 K
13.10	.516	107.90	4.248	8	14	860.1-1310-105A1-NM	☆	14.00	.551	190.00	7.480	140.00	5.511	3.05	.120	130°	COROMANT
13.49	.531	43.60	1.717	3	14	860.1-1349-040A1-NM	☆	14.00	.551	107.00	4.212	60.00	2.362	3.15	.123	130°	DIN 6537 K
13.49	.531	111.10	4.374	8	14	860.1-1349-108A1-NM	☆	14.00	.551	190.00	7.480	140.00	5.511	3.15	.123	130°	COROMANT
13.50	.531	43.60	1.717	3	14	860.1-1350-041A1-NM	☆	14.00	.551	107.00	4.212	60.00	2.362	3.15	.123	130°	DIN 6537 K
13.50	.531	111.10	4.374	8	14	860.1-1350-108A1-NM	☆	14.00	.551	190.00	7.480	140.00	5.511	3.15	.123	130°	COROMANT
13.89	.547	44.90	1.768	3	14	860.1-1389-042A1-NM	☆	14.00	.551	107.00	4.212	60.00	2.362	3.24	.127	130°	DIN 6537 K
13.89	.547	114.40	4.504	8	14	860.1-1389-111A1-NM	☆	14.00	.551	190.00	7.480	140.00	5.511	3.24	.127	130°	COROMANT
14.00	.551	45.30	1.783	3	14	860.1-1400-042A1-NM	☆	14.00	.551	107.00	4.212	60.00	2.362	3.26	.128	130°	DIN 6537 K
14.00	.551	115.30	4.539	8	14	860.1-1400-112A1-NM	☆	14.00	.551	190.00	7.480	140.00	5.511	3.26	.128	130°	COROMANT
14.20	.559	45.90	1.807	3	16	860.1-1420-043A1-NM	☆	16.00	.629	115.00	4.527	65.00	2.559	3.31	.130	130°	DIN 6537 K
14.20	.559	116.90	4.602	8	16	860.1-1420-114A1-NM	☆	16.00	.629	213.00	8.385	160.00	6.299	3.31	.130	130°	COROMANT
14.29	.563	46.20	1.819	3	16	860.1-1429-043A1-NM	☆	16.00	.629	115.00	4.527	65.00	2.559	3.33	.131	130°	DIN 6537 K
14.29	.563	117.70	4.634	8	16	860.1-1429-114A1-NM	☆	16.00	.629	213.00	8.385	160.00	6.299	3.33	.131	130°	COROMANT
14.50	.571	46.90	1.846	3	16	860.1-1450-044A1-NM	☆	16.00	.629	115.00	4.527	65.00	2.559	3.38	.133	130°	DIN 6537 K
14.50	.571	119.40	4.701	8	16	860.1-1450-116A1-NM	☆	16.00	.629	213.00	8.385	160.00	6.299	3.38	.133	130°	COROMANT
14.68	.578	47.50	1.870	3	16	860.1-1468-044A1-NM	☆	16.00	.629	115.00	4.527	65.00	2.559	3.42	.134	130°	DIN 6537 K
14.68	.578	120.90	4.760	8	16	860.1-1468-117A1-NM	☆	16.00	.629	213.00	8.385	160.00	6.299	3.42	.134	130°	COROMANT
14.75	.581	47.70	1.878	3	16	860.1-1475-044A1-NM	☆	16.00	.629	115.00	4.527	65.00	2.559	3.44	.135	130°	DIN 6537 K
14.75	.581	121.40	4.780	8	16	860.1-1475-118A1-NM	☆	16.00	.629	213.00	8.385	160.00	6.299	3.44	.135	130°	COROMANT
15.00	.591	48.50	1.909	3	16	860.1-1500-045A1-NM	☆	16.00	.629	115.00	4.527	65.00	2.559	3.50	.137	130°	DIN 6537 K
15.00	.591	123.50	4.862	8	16	860.1-1500-120A1-NM	☆	16.00	.629	213.00	8.385	160.00	6.299	3.50	.137	130°	COROMANT
15.08	.594	48.80	1.921	3	16	860.1-1508-045A1-NM	☆	16.00	.629	115.00	4.527	65.00	2.559	3.52	.138	130°	DIN 6537 K
15.08	.594	124.20	4.890	8	16	860.1-1508-121A1-NM	☆	16.00	.629	213.00	8.385	160.00	6.299	3.52	.138	130°	COROMANT
15.50	.610	50.10	1.972	3	16	860.1-1550-047A1-NM	☆	16.00	.629	115.00	4.527	65.00	2.559	3.61	.142	130°	DIN 6537 K
15.50	.610	127.60	5.024	8	16	860.1-1550-124A1-NM	☆	16.00	.629	213.00	8.385	160.00	6.299	3.61	.142	130°	COROMANT
15.88	.625	51.30	2.020	3	16	860.1-1588-048A1-NM	☆	16.00	.629	115.00	4.527	65.00	2.559	3.70	.145	130°	DIN 6537 K
15.88	.625	130.70	5.146	8	16	860.1-1588-127A1-NM	☆	16.00	.629	213.00	8.385	160.00	6.299	3.70	.145	130°	COROMANT
16.00	.630	51.70	2.035	3	16	860.1-1600-048A1-NM	☆	16.00	.629	115.00	4.527	65.00	2.559	3.73	.146	130°	DIN 6537 K
16.00	.630	131.70	5.185	8	16	860.1-1600-128A1-NM	☆	16.00	.629	213.00	8.385	160.00	6.299	3.73	.146	130°	COROMANT
16.50	.650	53.30	2.098	3	18	860.1-1650-050A1-NM	☆	18.00	.708	123.00	4.842	73.00	2.874	3.85	.151	130°	DIN 6537 K
16.50	.650	135.80	5.346	8	18	860.1-1650-132A1-NM	☆	18.00	.708	234.00	9.212	180.00	7.086	3.85	.151	130°	COROMANT
16.67	.656	53.90	2.122	3	18	860.1-1667-050A1-NM	☆	18.00	.708	123.00	4.842	73.00	2.874	3.89	.153	130°	DIN 6537 K
16.67	.656	137.20	5.402	8	18	860.1-1667-133A1-NM	☆	18.00	.708	234.00	9.212	180.00	7.086	3.89	.153	130°	COROMANT
17.00	.669	55.00	2.165	3	18	860.1-1700-051A1-NM	☆	18.00	.708	123.00	4.842	73.00	2.874	3.96	.156	130°	DIN 6537 K
17.00	.669	140.00	5.512	8	18	860.1-1700-136A1-NM	☆	18.00	.708	234.00	9.212	180.00	7.086	3.96	.156	130°	COROMANT
17.46	.687	56.50	2.224	3	18	860.1-1746-052A1-NM	☆	18.00	.708	123.00	4.842	73.00	2.874	4.07	.160	130°	DIN 6537 K
17.46	.687	143.80	5.661	8	18	860.1-1746-140A1-NM	☆	18.00	.708	234.00	9.212	180.00	7.086	4.07	.160	130°	COROMANT
17.50	.689	56.60	2.228	3	18	860.1-1750-053A1-NM	☆	18.00	.708	123.00	4.842	73.00	2.874	4.08	.160	130°	DIN 6537 K
17.50	.689	144.10	5.673	8	18	860.1-1750-140A1-NM	☆	18.00	.708	234.00	9.212	180.00	7.086	4.08	.160	130°	COROMANT

O5 Q5 K208 K252 Q1 Q35

SANDVIK Coromant

Broca de metal duro integral CoroDrill® 860

Mango HA

Suministro de refrigerante interior

TCHA	H8
CNSC	1

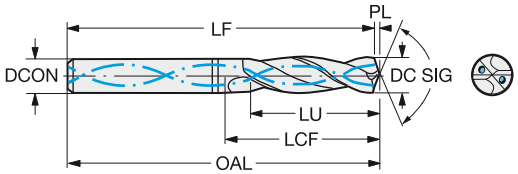

DC	DC"	LU	LU"	ULDR	CZC_{MS}	Código de pedido	N H10F	Dimensiones, mm, pulg. DCON	DCON"	OAL	OAL"	LCF	LCF"	PL	PL"	SIG	BSG
18.00	.709	58.20	2.291	3	18	860.1-1800-054A1-NM	☆	18.00	.708	123.00	4.842	73.00	2.874	4.20	.165	130°	DIN 6537 K
18.00	.709	148.20	5.835	8	18	860.1-1800-144A1-NM	☆	18.00	.708	234.00	9.212	180.00	7.086	4.20	.165	130°	COROMANT
19.00	.748	61.40	2.417	3	20	860.1-1900-057A1-NM	☆	20.00	.787	131.00	5.157	79.00	3.110	4.43	.174	130°	DIN 6537 K
19.00	.748	156.40	6.157	8	20	860.1-1900-152A1-NM	☆	20.00	.787	257.00	10.118	200.00	7.874	4.43	.174	130°	COROMANT
19.05	.750	61.60	2.425	3	20	860.1-1905-057A1-NM	☆	20.00	.787	131.00	5.157	79.00	3.110	4.44	.174	130°	DIN 6537 K
19.05	.750	156.80	6.173	8	20	860.1-1905-152A1-NM	☆	20.00	.787	257.00	10.118	200.00	7.874	4.44	.174	130°	COROMANT
20.00	.787	64.70	2.547	3	20	860.1-2000-060A1-NM	☆	20.00	.787	131.00	5.157	79.00	3.110	4.66	.183	130°	DIN 6537 K
20.00	.787	164.70	6.484	8	20	860.1-2000-160A1-NM	☆	20.00	.787	257.00	10.118	200.00	7.874	4.66	.183	130°	COROMANT

O5 Q5 K208 K252 Q1 Q35

Broca de metal duro integral CoroDrill® Delta-C

Mango HA

Suministro de refrigerante interior



TCHA H9
CNSC 1

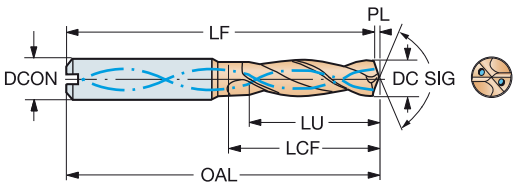

DC	DC"	LU	LU"	ULDR	CZC_{MS}	Código de pedido	S 1220	Dimensiones, mm, pulg. DCON	DCON"	OAL	OAL"	LCF	LCF"	PL	PL"	SIG	BSG
3.00	.118	9.50	.374	3	6	R846-0300-30-A1A	☆	6.00	.236	62.00	2.440	20.00	.787	0.55	.021	140°	DIN 6537 K
3.00	.118	15.50	.610	5	6	R846-0300-50-A1A	☆	6.00	.236	66.00	2.598	28.00	1.102	0.55	.021	140°	DIN 6537 L
3.18	.125	10.10	.398	3	6	R846-0318-30-A1A	☆	6.00	.236	62.00	2.440	20.00	.787	0.58	.022	140°	DIN 6537 K
3.18	.125	16.50	.650	5	6	R846-0318-50-A1A	☆	6.00	.236	66.00	2.598	28.00	1.102	0.58	.022	140°	DIN 6537 L
3.20	.126	10.20	.402	3	6	R846-0320-30-A1A	☆	6.00	.236	62.00	2.440	20.00	.787	0.58	.022	140°	DIN 6537 K
3.20	.126	16.60	.654	5	6	R846-0320-50-A1A	☆	6.00	.236	66.00	2.598	28.00	1.102	0.58	.022	140°	DIN 6537 L
3.30	.130	10.50	.413	3	6	R846-0330-30-A1A	☆	6.00	.236	62.00	2.440	20.00	.787	0.60	.023	140°	DIN 6537 K
3.40	.134	10.80	.425	3	6	R846-0340-30-A1A	☆	6.00	.236	62.00	2.440	20.00	.787	0.62	.024	140°	DIN 6537 K
3.40	.134	17.60	.693	5	6	R846-0340-50-A1A	☆	6.00	.236	66.00	2.598	28.00	1.102	0.62	.024	140°	DIN 6537 L
3.50	.138	11.10	.437	3	6	R846-0350-30-A1A	☆	6.00	.236	62.00	2.440	20.00	.787	0.64	.025	140°	DIN 6537 K
3.50	.138	18.10	.713	5	6	R846-0350-50-A1A	☆	6.00	.236	66.00	2.598	28.00	1.102	0.64	.025	140°	DIN 6537 L
3.57	.141	11.40	.449	3	6	R846-0357-30-A1A	☆	6.00	.236	62.00	2.440	20.00	.787	0.65	.025	140°	DIN 6537 K
3.57	.141	18.50	.728	5	6	R846-0357-50-A1A	☆	6.00	.236	66.00	2.598	28.00	1.102	0.65	.025	140°	DIN 6537 L
3.60	.142	11.50	.453	3	6	R846-0360-30-A1A	☆	6.00	.236	62.00	2.440	20.00	.787	0.66	.025	140°	DIN 6537 K
3.60	.142	18.70	.736	5	6	R846-0360-50-A1A	☆	6.00	.236	66.00	2.598	28.00	1.102	0.66	.025	140°	DIN 6537 L
3.70	.146	19.20	.756	5	6	R846-0370-50-A1A	☆	6.00	.236	66.00	2.598	28.00	1.102	0.67	.026	140°	DIN 6537 L
3.80	.150	12.10	.476	3	6	R846-0380-30-A1A	☆	6.00	.236	66.00	2.598	24.00	.944	0.69	.027	140°	DIN 6537 K
3.90	.154	12.40	.488	3	6	R846-0390-30-A1A	☆	6.00	.236	66.00	2.598	24.00	.944	0.71	.027	140°	DIN 6537 K
3.90	.154	20.20	.795	5	6	R846-0390-50-A1A	☆	6.00	.236	74.00	2.913	36.00	1.417	0.71	.027	140°	DIN 6537 L
3.97	.156	12.60	.496	3	6	R846-0397-30-A1A	☆	6.00	.236	66.00	2.598	24.00	.944	0.72	.028	140°	DIN 6537 K
3.97	.156	20.60	.811	5	6	R846-0397-50-A1A	☆	6.00	.236	74.00	2.913	36.00	1.417	0.72	.028	140°	DIN 6537 L
4.00	.157	12.70	.500	3	6	R846-0400-30-A1A	☆	6.00	.236	66.00	2.598	24.00	.944	0.73	.028	140°	DIN 6537 K
4.00	.157	20.70	.815	5	6	R846-0400-50-A1A	☆	6.00	.236	74.00	2.913	36.00	1.417	0.73	.028	140°	DIN 6537 L
4.10	.161	13.00	.512	3	6	R846-0410-30-A1A	☆	6.00	.236	66.00	2.598	24.00	.944	0.75	.029	140°	DIN 6537 K
4.10	.161	21.20	.835	5	6	R846-0410-50-A1A	☆	6.00	.236	74.00	2.913	36.00	1.417	0.75	.029	140°	DIN 6537 L
4.15	.163	21.50	.846	5	6	R846-0415-50-A1A	☆	6.00	.236	74.00	2.913	36.00	1.417	0.76	.029	140°	DIN 6537 L
4.20	.165	13.40	.528	3	6	R846-0420-30-A1A	☆	6.00	.236	66.00	2.598	24.00	.944	0.76	.030	140°	DIN 6537 K
4.20	.165	21.80	.858	5	6	R846-0420-50-A1A	☆	6.00	.236	74.00	2.913	36.00	1.417	0.76	.030	140°	DIN 6537 L
4.30	.169	13.70	.539	3	6	R846-0430-30-A1A	☆	6.00	.236	66.00	2.598	24.00	.944	0.78	.030	140°	DIN 6537 K
4.30	.169	22.30	.878	5	6	R846-0430-50-A1A	☆	6.00	.236	74.00	2.913	36.00	1.417	0.78	.030	140°	DIN 6537 L
4.37	.172	13.90	.547	3	6	R846-0437-30-A1A	☆	6.00	.236	66.00	2.598	24.00	.944	0.80	.031	140°	DIN 6537 K
4.37	.172	22.60	.890	5	6	R846-0437-50-A1A	☆	6.00	.236	74.00	2.913	36.00	1.417	0.80	.031	140°	DIN 6537 L
4.50	.177	14.30	.563	3	6	R846-0450-30-A1A	☆	6.00	.236	66.00	2.598	24.00	.944	0.82	.032	140°	DIN 6537 K
4.50	.177	23.30	.917	5	6	R846-0450-50-A1A	☆	6.00	.236	74.00	2.913	36.00	1.417	0.82	.032	140°	DIN 6537 L
4.60	.181	23.80	.937	5	6	R846-0460-50-A1A	☆	6.00	.236	74.00	2.913	36.00	1.417	0.84	.032	140°	DIN 6537 L
4.70	.185	15.00	.591	3	6	R846-0470-30-A1A	☆	6.00	.236	66.00	2.598	24.00	.944	0.86	.033	140°	DIN 6537 K
4.76	.187	15.10	.594	3	6	R846-0476-30-A1A	☆	6.00	.236	66.00	2.598	28.00	1.102	0.87	.034	140°	DIN 6537 K
4.76	.187	24.70	.972	5	6	R846-0476-50-A1A	☆	6.00	.236	82.00	3.228	44.00	1.732	0.87	.034	140°	DIN 6537 L
4.80	.189	15.30	.602	3	6	R846-0480-30-A1A	☆	6.00	.236	66.00	2.598	28.00	1.102	0.87	.034	140°	DIN 6537 K
4.80	.189	24.90	.980	5	6	R846-0480-50-A1A	☆	6.00	.236	82.00	3.228	44.00	1.732	0.87	.034	140°	DIN 6537 L
4.90	.193	15.60	.614	3	6	R846-0490-30-A1A	☆	6.00	.236	66.00	2.598	28.00	1.102	0.89	.035	140°	DIN 6537 K
4.90	.193	25.40	1.000	5	6	R846-0490-50-A1A	☆	6.00	.236	82.00	3.228	44.00	1.732	0.89	.035	140°	DIN 6537 L
5.00	.197	15.90	.626	3	6	R846-0500-30-A1A	☆	6.00	.236	66.00	2.598	28.00	1.102	0.91	.035	140°	DIN 6537 K
5.00	.197	25.90	1.020	5	6	R846-0500-50-A1A	☆	6.00	.236	82.00	3.228	44.00	1.732	0.91	.035	140°	DIN 6537 L
5.10	.201	26.40	1.039	5	6	R846-0510-50-A1A	☆	6.00	.236	82.00	3.228	44.00	1.732	0.93	.036	140°	DIN 6537 L
5.10	.201	16.20	.638	3	6	R846-0510-30-A1A	☆	6.00	.236	66.00	2.598	28.00	1.102	0.93	.036	140°	DIN 6537 K
5.16	.203	16.40	.646	3	6	R846-0516-30-A1A	☆	6.00	.236	66.00	2.598	28.00	1.102	0.94	.036	140°	DIN 6537 K
5.16	.203	26.70	1.051	5	6	R846-0516-50-A1A	☆	6.00	.236	82.00	3.228	44.00	1.732	0.94	.036	140°	DIN 6537 L

O5 Q5 K214 K252 Q1 Q35

SANDVIK Coromant

Broca de metal duro integral CoroDrill® Delta-C

Mango HA

Suministro de refrigerante interior



TCHA H9
CNSC 1

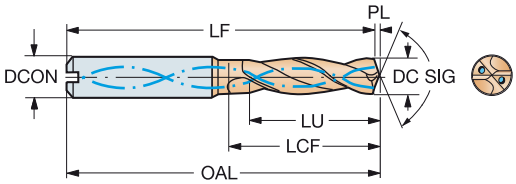

DC	DC"	LU	LU"	ULDR	CZC_{MS}	Código de pedido	S 1220	DCON	DCON"	OAL	OAL"	LCF	LCF"	PL	PL"	SIG	BSG
								Dimensiones, mm, pulg.									
5.20	.205	16.50	.650	3	6	R846-0520-30-A1A	☆	6.00	.236	66.00	2.598	28.00	1.102	0.95	.037	140°	DIN 6537 K
5.20	.205	26.90	1.059	5	6	R846-0520-50-A1A	☆	6.00	.236	82.00	3.228	44.00	1.732	0.95	.037	140°	DIN 6537 L
5.25	.207	16.70	.657	3	6	R846-0525-30-A1A	☆	6.00	.236	66.00	2.598	28.00	1.102	0.96	.037	140°	DIN 6537 K
5.30	.209	27.50	1.083	5	6	R846-0530-50-A1A	☆	6.00	.236	82.00	3.228	44.00	1.732	0.96	.037	140°	DIN 6537 L
5.40	.213	17.20	.677	3	6	R846-0540-30-A1A	☆	6.00	.236	66.00	2.598	28.00	1.102	0.98	.038	140°	DIN 6537 K
5.40	.213	28.00	1.102	5	6	R846-0540-50-A1A	☆	6.00	.236	82.00	3.228	44.00	1.732	0.98	.038	140°	DIN 6537 L
5.50	.217	28.50	1.122	5	6	R846-0550-50-A1A	☆	6.00	.236	82.00	3.228	44.00	1.732	1.00	.039	140°	DIN 6537 L
5.50	.217	17.50	.689	3	6	R846-0550-30-A1A	☆	6.00	.236	66.00	2.598	28.00	1.102	1.00	.039	140°	DIN 6537 K
5.55	.219	17.70	.697	3	6	R846-0555-30-A1A	☆	6.00	.236	66.00	2.598	28.00	1.102	1.01	.039	140°	DIN 6537 K
5.56	.219	17.70	.697	3	6	R846-0556-30-A1A	☆	6.00	.236	66.00	2.598	28.00	1.102	1.01	.039	140°	DIN 6537 K
5.56	.219	28.80	1.134	5	6	R846-0556-50-A1A	☆	6.00	.236	82.00	3.228	44.00	1.732	1.01	.039	140°	DIN 6537 L
5.60	.220	17.80	.701	3	6	R846-0560-30-A1A	☆	6.00	.236	66.00	2.598	28.00	1.102	1.02	.040	140°	DIN 6537 K
5.80	.228	18.50	.728	3	6	R846-0580-30-A1A	☆	6.00	.236	66.00	2.598	28.00	1.102	1.06	.041	140°	DIN 6537 K
5.80	.228	30.10	1.185	5	6	R846-0580-50-A1A	☆	6.00	.236	82.00	3.228	44.00	1.732	1.06	.041	140°	DIN 6537 L
6.00	.236	19.10	.752	3	6	R846-0600-30-A1A	☆	6.00	.236	66.00	2.598	28.00	1.102	1.09	.042	140°	DIN 6537 K
6.00	.236	31.10	1.224	5	6	R846-0600-50-A1A	☆	6.00	.236	82.00	3.228	44.00	1.732	1.09	.042	140°	DIN 6537 L
6.10	.240	19.40	.764	3	8	R846-0610-30-A1A	☆	8.00	.314	79.00	3.110	34.00	1.338	1.11	.043	140°	DIN 6537 K
6.10	.240	31.60	1.244	5	8	R846-0610-50-A1A	☆	8.00	.314	91.00	3.582	53.00	2.086	1.11	.043	140°	DIN 6537 L
6.20	.244	19.70	.776	3	8	R846-0620-30-A1A	☆	8.00	.314	79.00	3.110	34.00	1.338	1.13	.044	140°	DIN 6537 K
6.30	.248	20.00	.787	3	8	R846-0630-30-A1A	☆	8.00	.314	79.00	3.110	34.00	1.338	1.15	.045	140°	DIN 6537 K
6.30	.248	32.60	1.283	5	8	R846-0630-50-A1A	☆	8.00	.314	91.00	3.582	53.00	2.086	1.15	.045	140°	DIN 6537 L
6.35	.250	20.20	.795	3	8	R846-0635-30-A1A	☆	8.00	.314	79.00	3.110	34.00	1.338	1.16	.045	140°	DIN 6537 K
6.35	.250	32.90	1.295	5	8	R846-0635-50-A1A	☆	8.00	.314	91.00	3.582	53.00	2.086	1.16	.045	140°	DIN 6537 L
6.40	.252	20.40	.803	3	8	R846-0640-30-A1A	☆	8.00	.314	79.00	3.110	34.00	1.338	1.16	.045	140°	DIN 6537 K
6.40	.252	33.20	1.307	5	8	R846-0640-50-A1A	☆	8.00	.314	91.00	3.582	53.00	2.086	1.16	.045	140°	DIN 6537 L
6.50	.256	33.70	1.327	5	8	R846-0650-50-A1A	☆	8.00	.314	91.00	3.582	53.00	2.086	1.18	.046	140°	DIN 6537 L
6.50	.256	20.70	.815	3	8	R846-0650-30-A1A	☆	8.00	.314	79.00	3.110	34.00	1.338	1.18	.046	140°	DIN 6537 K
6.60	.260	34.20	1.346	5	8	R846-0660-50-A1A	☆	8.00	.314	91.00	3.582	53.00	2.086	1.20	.047	140°	DIN 6537 L
6.60	.260	21.00	.827	3	8	R846-0660-30-A1A	☆	8.00	.314	79.00	3.110	34.00	1.338	1.20	.047	140°	DIN 6537 K
6.70	.264	21.30	.839	3	8	R846-0670-30-A1A	☆	8.00	.314	79.00	3.110	34.00	1.338	1.22	.047	140°	DIN 6537 K
6.80	.268	21.60	.850	3	8	R846-0680-30-A1A	☆	8.00	.314	79.00	3.110	34.00	1.338	1.24	.048	140°	DIN 6537 K
6.80	.268	35.20	1.386	5	8	R846-0680-50-A1A	☆	8.00	.314	91.00	3.582	53.00	2.086	1.24	.048	140°	DIN 6537 L
6.90	.272	35.80	1.409	5	8	R846-0690-50-A1A	☆	8.00	.314	91.00	3.582	53.00	2.086	1.26	.049	140°	DIN 6537 L
6.90	.272	22.00	.866	3	8	R846-0690-30-A1A	☆	8.00	.314	79.00	3.110	34.00	1.338	1.26	.049	140°	DIN 6537 K
7.00	.276	22.30	.878	3	8	R846-0700-30-A1A	☆	8.00	.314	79.00	3.110	34.00	1.338	1.27	.050	140°	DIN 6537 K
7.00	.276	36.30	1.429	5	8	R846-0700-50-A1A	☆	8.00	.314	91.00	3.582	53.00	2.086	1.27	.050	140°	DIN 6537 L
7.10	.280	22.60	.890	3	8	R846-0710-30-A1A	☆	8.00	.314	79.00	3.110	41.00	1.614	1.29	.050	140°	DIN 6537 K
7.14	.281	22.70	.894	3	8	R846-0714-30-A1A	☆	8.00	.314	79.00	3.110	41.00	1.614	1.30	.051	140°	DIN 6537 K
7.14	.281	37.00	1.457	5	8	R846-0714-50-A1A	☆	8.00	.314	91.00	3.582	53.00	2.086	1.30	.051	140°	DIN 6537 L
7.20	.283	22.90	.902	3	8	R846-0720-30-A1A	☆	8.00	.314	79.00	3.110	41.00	1.614	1.31	.051	140°	DIN 6537 K
7.20	.283	37.30	1.469	5	8	R846-0720-50-A1A	☆	8.00	.314	91.00	3.582	53.00	2.086	1.31	.051	140°	DIN 6537 L
7.30	.287	23.20	.913	3	8	R846-0730-30-A1A	☆	8.00	.314	79.00	3.110	41.00	1.614	1.33	.052	140°	DIN 6537 K
7.40	.291	23.50	.925	3	8	R846-0740-30-A1A	☆	8.00	.314	79.00	3.110	41.00	1.614	1.35	.053	140°	DIN 6537 K
7.50	.295	38.90	1.532	5	8	R846-0750-50-A1A	☆	8.00	.314	91.00	3.582	53.00	2.086	1.36	.053	140°	DIN 6537 L
7.50	.295	23.90	.941	3	8	R846-0750-30-A1A	☆	8.00	.314	79.00	3.110	41.00	1.614	1.36	.053	140°	DIN 6537 K
7.60	.299	24.20	.953	3	8	R846-0760-30-A1A	☆	8.00	.314	79.00	3.110	41.00	1.614	1.38	.054	140°	DIN 6537 K
7.70	.303	24.50	.965	3	8	R846-0770-30-A1A	☆	8.00	.314	79.00	3.110	41.00	1.614	1.40	.055	140°	DIN 6537 K
7.94	.313	25.30	.996	3	8	R846-0794-30-A1A	☆	8.00	.314	79.00	3.110	41.00	1.614	1.44	.056	140°	DIN 6537 K
7.94	.313	41.10	1.618	5	8	R846-0794-50-A1A	☆	8.00	.314	91.00	3.582	53.00	2.086	1.44	.056	140°	DIN 6537 L

O5

Q5

K214

K252

Q1

Q35

Broca de metal duro integral CoroDrill® Delta-C

Mango HA

Suministro de refrigerante interior



TCHA H9
CNSC 1

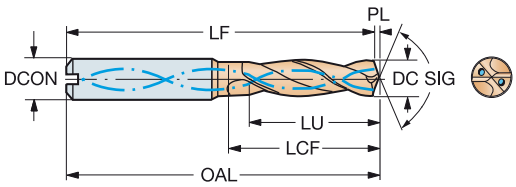

DC	DC"	LU	LU"	ULDR	CZC_{MS}	Código de pedido	S 1220	DCON	DCON"	OAL	OAL"	LCF	LCF"	PL	PL"	SIG	BSG
								Dimensiones, mm, pulg.									
8.00	.315	25.50	1.004	3	8	R846-0800-30-A1A	☆	8.00	.314	79.00	3.110	41.00	1.614	1.46	.057	140°	DIN 6537 K
8.00	.315	41.50	1.634	5	8	R846-0800-50-A1A	☆	8.00	.314	91.00	3.582	53.00	2.086	1.46	.057	140°	DIN 6537 L
8.10	.319	25.80	1.016	3	10	R846-0810-30-A1A	☆	10.00	.393	89.00	3.503	47.00	1.850	1.47	.058	140°	DIN 6537 K
8.20	.323	26.10	1.028	3	10	R846-0820-30-A1A	☆	10.00	.393	89.00	3.503	47.00	1.850	1.49	.058	140°	DIN 6537 K
8.33	.328	26.50	1.043	3	10	R846-0833-30-A1A	☆	10.00	.393	89.00	3.503	47.00	1.850	1.52	.059	140°	DIN 6537 K
8.45	.333	26.90	1.059	3	10	R846-0845-30-A1A	☆	10.00	.393	89.00	3.503	47.00	1.850	1.54	.060	140°	DIN 6537 K
8.50	.335	27.00	1.063	3	10	R846-0850-30-A1A	☆	10.00	.393	89.00	3.503	47.00	1.850	1.55	.060	140°	DIN 6537 K
8.50	.335	44.00	1.732	5	10	R846-0850-50-A1A	☆	10.00	.393	103.00	4.055	61.00	2.401	1.55	.060	140°	DIN 6537 L
8.60	.339	44.60	1.756	5	10	R846-0860-50-A1A	☆	10.00	.393	103.00	4.055	61.00	2.401	1.57	.061	140°	DIN 6537 L
8.60	.339	27.40	1.079	3	10	R846-0860-30-A1A	☆	10.00	.393	89.00	3.503	47.00	1.850	1.57	.061	140°	DIN 6537 K
8.65	.341	27.50	1.083	3	10	R846-0865-30-A1A	☆	10.00	.393	89.00	3.503	47.00	1.850	1.57	.061	140°	DIN 6537 K
8.70	.343	27.70	1.091	3	10	R846-0870-30-A1A	☆	10.00	.393	89.00	3.503	47.00	1.850	1.58	.062	140°	DIN 6537 K
8.73	.344	27.80	1.094	3	10	R846-0873-30-A1A	☆	10.00	.393	89.00	3.503	47.00	1.850	1.59	.062	140°	DIN 6537 K
8.73	.344	45.20	1.780	5	10	R846-0873-50-A1A	☆	10.00	.393	103.00	4.055	61.00	2.401	1.59	.062	140°	DIN 6537 L
8.80	.346	28.00	1.102	3	10	R846-0880-30-A1A	☆	10.00	.393	89.00	3.503	47.00	1.850	1.60	.063	140°	DIN 6537 K
8.80	.346	45.60	1.795	5	10	R846-0880-50-A1A	☆	10.00	.393	103.00	4.055	61.00	2.401	1.60	.063	140°	DIN 6537 L
8.85	.348	28.20	1.110	3	10	R846-0885-30-A1A	☆	10.00	.393	89.00	3.503	47.00	1.850	1.61	.063	140°	DIN 6537 K
8.90	.350	46.10	1.815	5	10	R846-0890-50-A1A	☆	10.00	.393	103.00	4.055	61.00	2.401	1.62	.063	140°	DIN 6537 L
9.00	.354	28.60	1.126	3	10	R846-0900-30-A1A	☆	10.00	.393	89.00	3.503	47.00	1.850	1.64	.064	140°	DIN 6537 K
9.00	.354	46.60	1.835	5	10	R846-0900-50-A1A	☆	10.00	.393	103.00	4.055	61.00	2.401	1.64	.064	140°	DIN 6537 L
9.13	.359	29.10	1.146	3	10	R846-0913-30-A1A	☆	10.00	.393	89.00	3.503	47.00	1.850	1.66	.065	140°	DIN 6537 K
9.13	.359	47.30	1.862	5	10	R846-0913-50-A1A	☆	10.00	.393	103.00	4.055	61.00	2.401	1.66	.065	140°	DIN 6537 L
9.20	.362	29.30	1.154	3	10	R846-0920-30-A1A	☆	10.00	.393	89.00	3.503	47.00	1.850	1.67	.065	140°	DIN 6537 K
9.30	.366	29.60	1.165	3	10	R846-0930-30-A1A	☆	10.00	.393	89.00	3.503	47.00	1.850	1.69	.066	140°	DIN 6537 K
9.30	.366	48.20	1.898	5	10	R846-0930-50-A1A	☆	10.00	.393	103.00	4.055	61.00	2.401	1.69	.066	140°	DIN 6537 L
9.40	.370	29.90	1.177	3	10	R846-0940-30-A1A	☆	10.00	.393	89.00	3.503	47.00	1.850	1.71	.067	140°	DIN 6537 K
9.40	.370	48.70	1.917	5	10	R846-0940-50-A1A	☆	10.00	.393	103.00	4.055	61.00	2.401	1.71	.067	140°	DIN 6537 L
9.50	.374	30.20	1.189	3	10	R846-0950-30-A1A	☆	10.00	.393	89.00	3.503	47.00	1.850	1.73	.068	140°	DIN 6537 K
9.53	.375	30.30	1.193	3	10	R846-0953-30-A1A	☆	10.00	.393	89.00	3.503	47.00	1.850	1.73	.068	140°	DIN 6537 K
9.53	.375	49.40	1.945	5	10	R846-0953-50-A1A	☆	10.00	.393	103.00	4.055	61.00	2.401	1.73	.068	140°	DIN 6537 L
9.60	.378	30.50	1.201	3	10	R846-0960-30-A1A	☆	10.00	.393	89.00	3.503	47.00	1.850	1.75	.068	140°	DIN 6537 K
9.60	.378	49.70	1.957	5	10	R846-0960-50-A1A	☆	10.00	.393	103.00	4.055	61.00	2.401	1.75	.068	140°	DIN 6537 L
9.70	.382	30.90	1.217	3	10	R846-0970-30-A1A	☆	10.00	.393	89.00	3.503	47.00	1.850	1.77	.069	140°	DIN 6537 K
9.80	.386	31.20	1.228	3	10	R846-0980-30-A1A	☆	10.00	.393	89.00	3.503	47.00	1.850	1.78	.070	140°	DIN 6537 K
9.80	.386	50.80	2.000	5	10	R846-0980-50-A1A	☆	10.00	.393	103.00	4.055	61.00	2.401	1.78	.070	140°	DIN 6537 L
9.90	.390	31.50	1.240	3	10	R846-0990-30-A1A	☆	10.00	.393	89.00	3.503	47.00	1.850	1.80	.070	140°	DIN 6537 K
9.90	.390	51.30	2.020	5	10	R846-0990-50-A1A	☆	10.00	.393	103.00	4.055	61.00	2.401	1.80	.070	140°	DIN 6537 L
10.00	.394	31.80	1.252	3	10	R846-1000-30-A1A	☆	10.00	.393	89.00	3.503	47.00	1.850	1.82	.071	140°	DIN 6537 K
10.00	.394	51.80	2.039	5	10	R846-1000-50-A1A	☆	10.00	.393	103.00	4.055	61.00	2.401	1.82	.071	140°	DIN 6537 L
10.10	.398	32.10	1.264	3	12	R846-1010-30-A1A	☆	12.00	.472	102.00	4.015	55.00	2.165	1.84	.072	140°	DIN 6537 K
10.20	.402	32.50	1.280	3	12	R846-1020-30-A1A	☆	12.00	.472	102.00	4.015	55.00	2.165	1.86	.073	140°	DIN 6537 K
10.20	.402	52.90	2.083	5	12	R846-1020-50-A1A	☆	12.00	.472	118.00	4.645	71.00	2.795	1.86	.073	140°	DIN 6537 L
10.30	.406	32.80	1.291	3	12	R846-1030-30-A1A	☆	12.00	.472	102.00	4.015	55.00	2.165	1.87	.073	140°	DIN 6537 K
10.30	.406	53.40	2.102	5	12	R846-1030-50-A1A	☆	12.00	.472	118.00	4.645	71.00	2.795	1.87	.073	140°	DIN 6537 L
10.32	.406	32.80	1.291	3	12	R846-1032-30-A1A	☆	12.00	.472	102.00	4.015	55.00	2.165	1.88	.073	140°	DIN 6537 K
10.32	.406	53.50	2.106	5	12	R846-1032-50-A1A	☆	12.00	.472	118.00	4.645	71.00	2.795	1.88	.073	140°	DIN 6537 L
10.50	.413	33.40	1.315	3	12	R846-1050-30-A1A	☆	12.00	.472	102.00	4.015	55.00	2.165	1.91	.075	140°	DIN 6537 K
10.60	.417	33.70	1.327	3	12	R846-1060-30-A1A	☆	12.00	.472	102.00	4.015	55.00	2.165	1.93	.075	140°	DIN 6537 K
10.70	.421	55.40	2.181	5	12	R846-1070-50-A1A	☆	12.00	.472	118.00	4.645	71.00	2.795	1.95	.076	140°	DIN 6537 L

O5 Q5 K214 K252 Q1 Q35

Broca de metal duro integral CoroDrill® Delta-C

Mango HA

Suministro de refrigerante interior



TCHA H9
CNSC 1

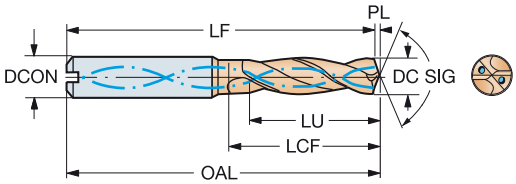

DC	DC"	LU	LU"	ULDR	CZC_{MS}	Código de pedido	S 1220	DCON	DCON"	OAL	OAL"	LCF	LCF"	PL	PL"	SIG	BSG
								Dimensiones, mm, pulg.									
10.80	.425	34.40	1.354	3	12	R846-1080-30-A1A	☆	12.00	.472	102.00	4.015	55.00	2.165	1.97	.077	140°	DIN 6537 K
10.90	.429	34.70	1.366	3	12	R846-1090-30-A1A	☆	12.00	.472	102.00	4.015	55.00	2.165	1.98	.078	140°	DIN 6537 K
10.90	.429	56.50	2.224	5	12	R846-1090-50-A1A	☆	12.00	.472	118.00	4.645	71.00	2.795	1.98	.078	140°	DIN 6537 L
11.00	.433	35.00	1.378	3	12	R846-1100-30-A1A	☆	12.00	.472	102.00	4.015	55.00	2.165	2.00	.078	140°	DIN 6537 K
11.00	.433	57.00	2.244	5	12	R846-1100-50-A1A	☆	12.00	.472	118.00	4.645	71.00	2.795	2.00	.078	140°	DIN 6537 L
11.11	.437	35.40	1.394	3	12	R846-1111-30-A1A	☆	12.00	.472	102.00	4.015	55.00	2.165	2.02	.079	140°	DIN 6537 K
11.11	.437	57.60	2.268	5	12	R846-1111-50-A1A	☆	12.00	.472	118.00	4.645	71.00	2.795	2.02	.079	140°	DIN 6537 L
11.50	.453	36.60	1.441	3	12	R846-1150-30-A1A	☆	12.00	.472	102.00	4.015	55.00	2.165	2.09	.082	140°	DIN 6537 K
11.80	.465	37.50	1.476	3	12	R846-1180-30-A1A	☆	12.00	.472	102.00	4.015	55.00	2.165	2.15	.084	140°	DIN 6537 K
11.91	.469	37.90	1.492	3	12	R846-1191-30-A1A	☆	12.00	.472	102.00	4.015	55.00	2.165	2.17	.085	140°	DIN 6537 K
11.91	.469	61.70	2.429	5	12	R846-1191-50-A1A	☆	12.00	.472	118.00	4.645	71.00	2.795	2.17	.085	140°	DIN 6537 L
12.00	.472	38.20	1.504	3	12	R846-1200-30-A1A	☆	12.00	.472	102.00	4.015	55.00	2.165	2.18	.085	140°	DIN 6537 K
12.00	.472	62.20	2.449	5	12	R846-1200-50-A1A	☆	12.00	.472	118.00	4.645	71.00	2.795	2.18	.085	140°	DIN 6537 L
12.10	.476	38.50	1.516	3	14	R846-1210-30-A1A	☆	14.00	.551	107.00	4.212	60.00	2.362	2.20	.086	140°	DIN 6537 K
12.20	.480	38.80	1.528	3	14	R846-1220-30-A1A	☆	14.00	.551	107.00	4.212	60.00	2.362	2.22	.087	140°	DIN 6537 K
12.40	.488	39.50	1.555	3	14	R846-1240-30-A1A	☆	14.00	.551	107.00	4.212	60.00	2.362	2.26	.088	140°	DIN 6537 K
12.50	.492	39.80	1.567	3	14	R846-1250-30-A1A	☆	14.00	.551	107.00	4.212	60.00	2.362	2.27	.089	140°	DIN 6537 K
12.70	.500	40.40	1.591	3	14	R846-1270-30-A1A	☆	14.00	.551	107.00	4.212	60.00	2.362	2.31	.090	140°	DIN 6537 K
12.70	.500	65.80	2.591	5	14	R846-1270-50-A1A	☆	14.00	.551	124.00	4.881	77.00	3.031	2.31	.090	140°	DIN 6537 L
12.90	.508	41.00	1.614	3	14	R846-1290-30-A1A	☆	14.00	.551	107.00	4.212	60.00	2.362	2.35	.092	140°	DIN 6537 K
13.00	.512	41.40	1.630	3	14	R846-1300-30-A1A	☆	14.00	.551	107.00	4.212	60.00	2.362	2.37	.093	140°	DIN 6537 K
13.00	.512	67.40	2.654	5	14	R846-1300-50-A1A	☆	14.00	.551	124.00	4.881	77.00	3.031	2.37	.093	140°	DIN 6537 L
13.50	.531	43.00	1.693	3	14	R846-1350-30-A1A	☆	14.00	.551	107.00	4.212	60.00	2.362	2.46	.096	140°	DIN 6537 K
13.50	.531	70.00	2.756	5	14	R846-1350-50-A1A	☆	14.00	.551	124.00	4.881	77.00	3.031	2.46	.096	140°	DIN 6537 L
13.70	.539	43.60	1.717	3	14	R846-1370-30-A1A	☆	14.00	.551	107.00	4.212	60.00	2.362	2.49	.098	140°	DIN 6537 K
13.70	.539	71.00	2.795	5	14	R846-1370-50-A1A	☆	14.00	.551	124.00	4.881	77.00	3.031	2.49	.098	140°	DIN 6537 L
14.00	.551	44.50	1.752	3	14	R846-1400-30-A1A	☆	14.00	.551	107.00	4.212	60.00	2.362	2.55	.100	140°	DIN 6537 K
14.00	.551	72.50	2.854	5	14	R846-1400-50-A1A	☆	14.00	.551	124.00	4.881	77.00	3.031	2.55	.100	140°	DIN 6537 L
14.25	.561	45.30	1.783	3	16	R846-1425-30-A1A	☆	16.00	.629	115.00	4.527	65.00	2.559	2.59	.102	140°	DIN 6537 K
14.25	.561	73.80	2.906	5	16	R846-1425-50-A1A	☆	16.00	.629	133.00	5.236	83.00	3.267	2.59	.102	140°	DIN 6537 L
14.29	.563	45.50	1.791	3	16	R846-1429-30-A1A	☆	16.00	.629	115.00	4.527	65.00	2.559	2.60	.102	140°	DIN 6537 K
14.29	.563	74.10	2.917	5	16	R846-1429-50-A1A	☆	16.00	.629	133.00	5.236	83.00	3.267	2.60	.102	140°	DIN 6537 L
14.50	.571	46.10	1.815	3	16	R846-1450-30-A1A	☆	16.00	.629	115.00	4.527	65.00	2.559	2.64	.103	140°	DIN 6537 K
14.60	.575	46.50	1.831	3	16	R846-1460-30-A1A	☆	16.00	.629	115.00	4.527	65.00	2.559	2.66	.104	140°	DIN 6537 K
15.00	.591	47.70	1.878	3	16	R846-1500-30-A1A	☆	16.00	.629	115.00	4.527	65.00	2.559	2.73	.107	140°	DIN 6537 K
15.00	.591	77.70	3.059	5	16	R846-1500-50-A1A	☆	16.00	.629	133.00	5.236	83.00	3.267	2.73	.107	140°	DIN 6537 L
15.50	.610	49.30	1.941	3	16	R846-1550-30-A1A	☆	16.00	.629	115.00	4.527	65.00	2.559	2.82	.111	140°	DIN 6537 K
15.50	.610	80.30	3.161	5	16	R846-1550-50-A1A	☆	16.00	.629	133.00	5.236	83.00	3.267	2.82	.111	140°	DIN 6537 L
15.87	.625	50.50	1.988	3	16	R846-1587-30-A1A	☆	16.00	.629	115.00	4.527	65.00	2.559	2.89	.113	140°	DIN 6537 K
15.87	.625	82.20	3.236	5	16	R846-1587-50-A1A	☆	16.00	.629	133.00	5.236	83.00	3.267	2.89	.113	140°	DIN 6537 L
16.00	.630	50.90	2.004	3	16	R846-1600-30-A1A	☆	16.00	.629	115.00	4.527	65.00	2.559	2.91	.114	140°	DIN 6537 K
16.00	.630	82.90	3.264	5	16	R846-1600-50-A1A	☆	16.00	.629	133.00	5.236	83.00	3.267	2.91	.114	140°	DIN 6537 L

O5 Q5 K214 K252 Q1 Q35

Broca de metal duro integral CoroDrill® Delta-C

Mango HA

TCHA H9
CNSC 0

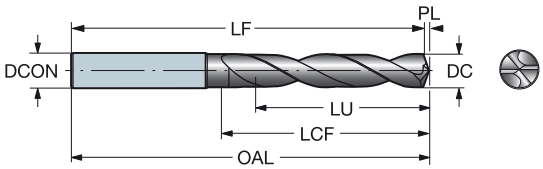

DC	DC"	LU	LU"	ULDR	CZC_{MS}	Código de pedido	N	O	DCON	DCON"	OAL	OAL"	LCF	LCF"	PL	PL"	SIG	BSG
							N20C	N20C	Dimensiones, mm, pulg.									
4.00	.157	20.90	.823	5	6	854.1-0400-05-A0	☆	☆	6.00	.236	74.00	2.913	36.00	1.417	0.93	.036	130°	DIN 6537 L
4.76	.187	24.90	.980	5	6	854.1-0476-05-A0	☆	☆	6.00	.236	82.00	3.228	44.00	1.732	1.11	.043	130°	DIN 6537 L
5.00	.197	26.20	1.032	5	6	854.1-0500-05-A0	☆	☆	6.00	.236	82.00	3.228	44.00	1.732	1.17	.045	130°	DIN 6537 L
6.00	.236	31.40	1.236	5	6	854.1-0600-05-A0	☆	☆	6.00	.236	82.00	3.228	44.00	1.732	1.40	.055	130°	DIN 6537 L
6.35	.250	33.20	1.307	5	8	854.1-0635-05-A0	☆	☆	8.00	.314	91.00	3.582	53.00	2.086	1.48	.058	130°	DIN 6537 L
7.00	.276	36.60	1.441	5	8	854.1-0700-05-A0	☆	☆	8.00	.314	91.00	3.582	53.00	2.086	1.63	.064	130°	DIN 6537 L
7.94	.313	41.60	1.638	5	8	854.1-0794-05-A0	☆	☆	8.00	.314	91.00	3.582	53.00	2.086	1.85	.072	130°	DIN 6537 L
8.00	.315	41.90	1.650	5	8	854.1-0800-05-A0	☆	☆	8.00	.314	91.00	3.582	53.00	2.086	1.87	.073	130°	DIN 6537 L
9.00	.354	47.10	1.854	5	10	854.1-0900-05-A0	☆	☆	10.00	.393	103.00	4.055	61.00	2.401	2.10	.082	130°	DIN 6537 L
9.52	.375	49.80	1.961	5	10	854.1-0952-05-A0	☆	☆	10.00	.393	103.00	4.055	61.00	2.401	2.22	.087	130°	DIN 6537 L
11.11	.437	58.10	2.287	5	12	854.1-1111-05-A0	☆	☆	12.00	.472	118.00	4.645	71.00	2.795	2.59	.101	130°	DIN 6537 L
12.70	.500	66.50	2.618	5	14	854.1-1270-05-A0	☆	☆	14.00	.551	124.00	4.881	77.00	3.031	2.96	.116	130°	DIN 6537 L

O5

Q5

K252

Q1

Q35

Broca de metal duro integral bidiametral y achaflanada CoroDrill® 860

Mango HA

Suministro de refrigerante interior



TCHA H9
CNSC 1

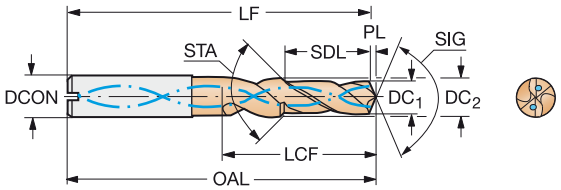

DC1	DC1"	DC2	DC2"	SDL	SDL"	STA	LU	LU"	CZCMS	Código de pedido	P 4234	DCON	DCON"	OAL	OAL"	LCF	LCF"	PL	PL"	SIG	BSG
												Dimensiones, mm, pulg.									
3.35	.131	4.50	.177	10.42	.410	90°	11.56	.455	6	860.2-0335-011A1-PM	☆	6.00	.236	66.00	2.598	21.78	.857	0.56	.022	142°	COROMANT
3.40	.133	4.60	.181	10.40	.409	90°	11.57	.456	6	860.2-0340-011A1-PM	☆	6.00	.236	66.00	2.598	21.95	.864	0.57	.022	142°	COROMANT
3.70	.145	5.00	.196	11.35	.446	90°	12.62	.497	6	860.2-0370-012A1-PM	☆	6.00	.236	66.00	2.598	23.66	.931	0.62	.024	143°	COROMANT
4.25	.167	5.70	.224	12.27	.483	90°	13.74	.541	6	860.2-0425-013A1-PM	☆	6.00	.236	66.00	2.598	25.96	1.022	0.74	.029	141°	COROMANT
4.30	.169	5.80	.228	12.25	.482	90°	13.75	.541	6	860.2-0430-013A1-PM	☆	6.00	.236	66.00	2.598	26.13	1.028	0.75	.029	141°	COROMANT
4.65	.183	5.90	.232	13.37	.526	90°	14.81	.583	6	860.2-0465-014A1-PM	☆	6.00	.236	66.00	2.598	27.36	1.077	0.81	.031	141°	COROMANT
5.00	.196	6.80	.267	14.10	.555	90°	15.87	.625	8	860.2-0500-015A1-PM	☆	8.00	.314	79.00	3.110	29.83	1.174	0.87	.034	141°	COROMANT
5.10	.200	6.90	.271	15.10	.594	90°	16.88	.665	8	860.2-0510-016A1-PM	☆	8.00	.314	79.00	3.110	31.02	1.221	0.88	.034	141°	COROMANT
5.30	.208	7.20	.283	15.05	.592	90°	16.92	.666	8	860.2-0530-016A1-PM	☆	8.00	.314	79.00	3.110	31.55	1.242	0.92	.036	141°	COROMANT
5.50	.216	7.40	.291	16.05	.631	90°	17.95	.707	8	860.2-0550-017A1-PM	☆	8.00	.314	79.00	3.110	32.91	1.295	0.95	.037	141°	COROMANT
5.55	.218	7.50	.295	16.02	.630	90°	17.96	.707	8	860.2-0555-017A1-PM	☆	8.00	.314	79.00	3.110	33.08	1.302	0.96	.037	141°	COROMANT
6.60	.259	8.90	.350	18.85	.742	90°	21.08	.830	10	860.2-0660-020A1-PM	☆	10.00	.393	89.00	3.503	38.63	1.520	1.08	.042	143°	COROMANT
6.75	.265	9.10	.358	19.82	.780	90°	22.10	.870	10	860.2-0675-021A1-PM	☆	10.00	.393	89.00	3.503	39.98	1.574	1.10	.043	143°	COROMANT
6.85	.269	9.20	.362	19.82	.780	90°	22.11	.870	10	860.2-0685-021A1-PM	☆	10.00	.393	89.00	3.503	40.16	1.581	1.11	.043	144°	COROMANT
6.90	.271	9.30	.366	19.80	.779	90°	22.12	.871	10	860.2-0690-021A1-PM	☆	10.00	.393	89.00	3.503	40.34	1.588	1.12	.044	144°	COROMANT
7.00	.275	9.50	.374	19.75	.777	90°	22.14	.872	10	860.2-0700-021A1-PM	☆	10.00	.393	89.00	3.503	40.68	1.601	1.13	.044	144°	COROMANT
7.25	.285	9.50	.374	20.87	.821	90°	23.17	.912	10	860.2-0725-022A1-PM	☆	10.00	.393	89.00	3.503	41.72	1.642	1.17	.046	144°	COROMANT
7.40	.291	9.80	.385	20.80	.818	90°	23.19	.913	10	860.2-0740-022A1-PM	☆	10.00	.393	89.00	3.503	42.24	1.663	1.19	.046	144°	COROMANT
8.00	.314	10.80	.425	22.60	.889	90°	25.28	.995	12	860.2-0800-024A1-PM	☆	12.00	.472	102.00	4.015	45.99	1.810	1.28	.050	144°	COROMANT
8.50	.334	11.50	.452	24.50	.964	90°	27.39	1.078	12	860.2-0850-026A1-PM	☆	12.00	.472	102.00	4.015	49.27	1.939	1.39	.054	143°	COROMANT
8.60	.338	11.60	.456	24.50	.964	90°	27.40	1.079	12	860.2-0860-026A1-PM	☆	12.00	.472	102.00	4.015	49.45	1.947	1.40	.055	143°	COROMANT
8.70	.342	11.70	.460	24.50	.964	90°	27.42	1.080	12	860.2-0870-026A1-PM	☆	12.00	.472	102.00	4.015	49.63	1.954	1.42	.055	143°	COROMANT
9.00	.354	11.80	.464	25.60	1.007	90°	28.46	1.120	12	860.2-0900-027A1-PM	☆	12.00	.472	102.00	4.015	50.84	2.001	1.46	.057	144°	COROMANT
9.25	.364	12.50	.492	26.37	1.038	90°	29.50	1.161	14	860.2-0925-028A1-PM	☆	14.00	.551	112.00	4.409	53.05	2.088	1.50	.058	144°	COROMANT
9.30	.366	12.60	.496	26.35	1.037	90°	29.51	1.162	14	860.2-0930-028A1-PM	☆	14.00	.551	112.00	4.409	53.22	2.095	1.51	.059	144°	COROMANT
10.25	.403	13.80	.543	29.22	1.150	90°	32.67	1.286	14	860.2-1025-031A1-PM	☆	14.00	.551	112.00	4.409	58.38	2.298	1.67	.065	144°	COROMANT
10.30	.405	13.80	.543	29.25	1.151	90°	32.67	1.286	14	860.2-1030-031A1-PM	☆	14.00	.551	112.00	4.409	58.39	2.298	1.67	.065	144°	COROMANT
10.40	.409	13.80	.543	29.30	1.153	90°	32.69	1.287	14	860.2-1040-031A1-PM	☆	14.00	.551	112.00	4.409	58.41	2.299	1.69	.066	144°	COROMANT
10.50	.413	13.80	.543	30.35	1.194	90°	33.71	1.327	14	860.2-1050-032A1-PM	☆	14.00	.551	112.00	4.409	59.42	2.339	1.71	.067	144°	COROMANT
10.80	.425	14.60	.574	31.10	1.224	90°	34.76	1.369	16	860.2-1080-033A1-PM	☆	16.00	.629	124.00	4.881	61.81	2.433	1.75	.069	144°	COROMANT
11.00	.433	14.90	.586	31.05	1.222	90°	34.79	1.370	16	860.2-1100-033A1-PM	☆	16.00	.629	124.00	4.881	62.34	2.454	1.79	.070	144°	COROMANT
11.20	.440	15.10	.594	32.05	1.261	90°	35.82	1.410	16	860.2-1120-034A1-PM	☆	16.00	.629	124.00	4.881	63.70	2.508	1.82	.071	144°	COROMANT
11.50	.452	15.10	.594	33.20	1.307	90°	36.87	1.452	16	860.2-1150-035A1-PM	☆	16.00	.629	124.00	4.881	64.75	2.549	1.87	.073	144°	COROMANT
12.00	.472	15.80	.622	34.10	1.342	90°	37.95	1.494	16	860.2-1200-036A1-PM	☆	16.00	.629	124.00	4.881	67.00	2.638	1.96	.076	143°	COROMANT
12.10	.476	16.30	.641	34.90	1.374	90°	38.99	1.535	18	860.2-1210-037A1-PM	☆	18.00	.708	131.00	5.157	68.87	2.711	1.98	.078	143°	COROMANT
12.25	.482	16.30	.641	34.97	1.376	90°	39.01	1.536	18	860.2-1225-037A1-PM	☆	18.00	.708	131.00	5.157	68.89	2.712	2.01	.079	143°	COROMANT
12.50	.492	16.90	.665	35.80	1.409	90°	40.04	1.576	18	860.2-1250-038A1-PM	☆	18.00	.708	131.00	5.157	70.93	2.792	2.04	.080	143°	COROMANT
13.50	.531	17.80	.700	38.85	1.529	90°	43.19	1.700	18	860.2-1350-041A1-PM	☆	18.00	.708	131.00	5.157	75.57	2.975	2.19	.086	144°	COROMANT
14.00	.551	18.90	.744	39.55	1.557	90°	44.26	1.743	20	860.2-1400-042A1-PM	☆	20.00	.787	142.00	5.590	78.47	3.089	2.25	.088	144°	COROMANT
14.10	.555	19.00	.748	40.55	1.596	90°	45.26	1.782	20	860.2-1410-043A1-PM	☆	20.00	.787	142.00	5.590	79.65	3.135	2.26	.089	144°	COROMANT
14.25	.561	19.20	.755	40.52	1.595	90°	45.28	1.783	20	860.2-1425-043A1-PM	☆	20.00	.787	142.00	5.590	80.00	3.149	2.28	.089	144°	COROMANT
14.50	.570	19.60	.771	41.45	1.631	90°	46.32	1.824	20	860.2-1450-044A1-PM	☆	20.00	.787	142.00	5.590	81.70	3.216	2.31	.091	144°	COROMANT
15.00	.590	19.60	.771	42.70	1.681	90°	47.38	1.865	20	860.2-1500-045A1-PM	☆	20.00	.787	142.00	5.590	82.77	3.258	2.39	.093	144°	COROMANT
15.10	.594	19.60	.771	43.75	1.722	90°	48.40	1.906	20	860.2-1510-046A1-PM	☆	20.00	.787	142.00	5.590	83.78	3.298	2.40	.094	144°	COROMANT
15.50	.610	19.60	.771	44.95	1.769	90°	49.45	1.947	20	860.2-1550-047A1-PM	☆	20.00	.787	142.00	5.590	84.84	3.340	2.45	.096	144°	COROMANT
16.50	.649	19.60	.771	48.45	1.907	90°	52.60	2.071	20	860.2-1650-050A1-PM	☆	20.00	.787	142.00	5.590	87.99	3.464	2.60	.102	145°	COROMANT
17.50	.688	19.60	.771	51.95	2.045	90°	55.73	2.194	20	860.2-1750-053A1-PM	☆	20.00	.787	142.00	5.590	91.11	3.587	2.73	.107	145°	COROMANT

O5 Q5 K208 K252 Q1 Q35

Broca de metal duro integral bidiametral y achaflanada CoroDrill® 860

Mango HA

Suministro de refrigerante interior



TCHA H9
CNSC 1

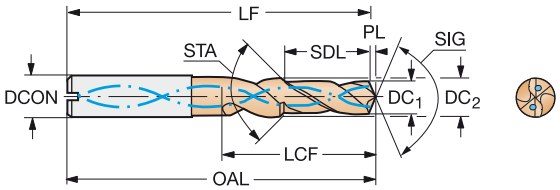

Dimensiones, mm, pulg.

DC1	DC1"	DC2	DC2"	SDL	SDL"	STA	LU	LU"	CZCMS	Código de pedido	M	2214	DCON	DCON"	OAL	OAL"	LCF	LCF"	PL	PL"	SIG	BSG
3.35	.131	4.52	.178	9.41	.370	90°	10.54	.415	6	860.2-0335-010A1-MM	☆		6.00	.236	66.00	2.598	19.95	.785	0.61	.024	140°	COROMANT
3.40	.133	4.59	.180	9.40	.370	90°	10.55	.416	6	860.2-0340-010A1-MM	☆		6.00	.236	66.00	2.598	20.10	.791	0.62	.024	140°	COROMANT
3.70	.145	4.99	.196	10.35	.407	90°	11.60	.457	6	860.2-0370-011A1-MM	☆		6.00	.236	66.00	2.598	21.99	.865	0.67	.026	140°	COROMANT
3.80	.149	5.13	.201	10.33	.406	90°	11.62	.458	6	860.2-0380-011A1-MM	☆		6.00	.236	66.00	2.598	22.29	.877	0.69	.027	140°	COROMANT
4.25	.167	5.73	.225	12.25	.482	90°	13.69	.539	6	860.2-0425-013A1-MM	☆		6.00	.236	66.00	2.598	25.63	1.009	0.77	.030	140°	COROMANT
4.30	.169	5.80	.228	12.24	.482	90°	13.70	.540	6	860.2-0430-013A1-MM	☆		6.00	.236	66.00	2.598	25.77	1.014	0.78	.030	140°	COROMANT
4.65	.183	6.27	.247	13.18	.519	90°	14.76	.581	8	860.2-0465-014A1-MM	☆		8.00	.314	66.00	2.598	27.81	1.095	0.85	.033	140°	COROMANT
5.00	.196	6.75	.265	14.12	.556	90°	15.81	.623	8	860.2-0500-015A1-MM	☆		8.00	.314	79.00	3.110	29.85	1.175	0.91	.035	140°	COROMANT
5.10	.200	6.88	.271	14.10	.555	90°	15.83	.623	8	860.2-0510-015A1-MM	☆		8.00	.314	79.00	3.110	30.15	1.187	0.93	.036	140°	COROMANT
5.30	.208	7.15	.281	15.07	.593	90°	16.86	.664	8	860.2-0530-016A1-MM	☆		8.00	.314	79.00	3.110	31.75	1.250	0.96	.037	140°	COROMANT
5.50	.216	7.42	.292	16.03	.631	90°	17.90	.705	8	860.2-0550-017A1-MM	☆		8.00	.314	79.00	3.110	33.34	1.312	1.00	.039	140°	COROMANT
5.56	.218	7.50	.295	16.02	.630	90°	17.91	.705	8	860.2-0556-017A1-MM	☆		8.00	.314	79.00	3.110	33.52	1.319	1.01	.039	140°	COROMANT
6.60	.259	8.91	.350	18.84	.741	90°	21.08	.830	10	860.2-0660-020A1-MM	☆		10.00	.393	89.00	3.503	39.61	1.559	1.20	.047	140°	COROMANT
6.75	.265	9.11	.358	18.81	.740	90°	21.10	.831	10	860.2-0675-020A1-MM	☆		10.00	.393	89.00	3.503	40.05	1.577	1.23	.048	140°	COROMANT
6.85	.269	9.24	.364	19.80	.779	90°	22.12	.871	10	860.2-0685-021A1-MM	☆		10.00	.393	89.00	3.503	41.35	1.628	1.25	.049	140°	COROMANT
6.90	.271	9.31	.366	19.79	.779	90°	22.13	.871	10	860.2-0690-021A1-MM	☆		10.00	.393	89.00	3.503	41.50	1.634	1.26	.049	140°	COROMANT
7.00	.275	9.45	.372	19.77	.778	90°	22.14	.872	10	860.2-0700-021A1-MM	☆		10.00	.393	89.00	3.503	41.80	1.645	1.27	.050	140°	COROMANT
7.25	.285	9.78	.385	20.73	.816	90°	23.18	.913	10	860.2-0725-022A1-MM	☆		10.00	.393	89.00	3.503	43.54	1.714	1.32	.051	140°	COROMANT
7.40	.291	9.99	.393	20.70	.815	90°	23.21	.914	10	860.2-0740-022A1-MM	☆		10.00	.393	89.00	3.503	43.99	1.731	1.35	.053	140°	COROMANT
8.00	.314	10.80	.425	22.60	.889	90°	25.31	.996	12	860.2-0800-024A1-MM	☆		12.00	.472	102.00	4.015	47.77	1.880	1.46	.057	140°	COROMANT
8.50	.334	11.47	.451	24.51	.965	90°	27.39	1.078	12	860.2-0850-026A1-MM	☆		12.00	.472	102.00	4.015	51.26	2.018	1.55	.060	140°	COROMANT
8.60	.338	11.61	.457	24.49	.964	90°	27.40	1.079	12	860.2-0860-026A1-MM	☆		12.00	.472	102.00	4.015	51.55	2.029	1.57	.061	140°	COROMANT
8.70	.342	11.74	.462	24.47	.963	90°	27.42	1.080	12	860.2-0870-026A1-MM	☆		12.00	.472	102.00	4.015	51.85	2.041	1.58	.062	140°	COROMANT
9.00	.354	12.15	.478	25.42	1.000	90°	28.47	1.121	14	860.2-0900-027A1-MM	☆		14.00	.551	102.00	4.015	53.74	2.115	1.64	.064	140°	COROMANT
9.25	.364	12.48	.491	26.38	1.038	90°	29.51	1.162	14	860.2-0925-028A1-MM	☆		14.00	.551	112.00	4.409	55.48	2.184	1.68	.066	140°	COROMANT
9.30	.366	12.55	.494	26.37	1.038	90°	29.52	1.162	14	860.2-0930-028A1-MM	☆		14.00	.551	112.00	4.409	55.63	2.190	1.69	.066	140°	COROMANT
10.25	.403	13.83	.544	29.20	1.149	90°	32.67	1.287	14	860.2-1025-031A1-MM	☆		14.00	.551	112.00	4.409	61.46	2.419	1.87	.073	140°	COROMANT
10.30	.405	13.90	.547	29.19	1.149	90°	32.68	1.287	14	860.2-1030-031A1-MM	☆		14.00	.551	112.00	4.409	61.60	2.425	1.87	.073	140°	COROMANT
10.40	.409	14.04	.552	29.18	1.148	90°	32.70	1.288	16	860.2-1040-031A1-MM	☆		16.00	.629	112.00	4.409	61.90	2.437	1.89	.074	140°	COROMANT
10.50	.413	14.17	.558	30.16	1.187	90°	33.71	1.328	16	860.2-1050-032A1-MM	☆		16.00	.629	112.00	4.409	63.20	2.488	1.91	.075	140°	COROMANT
10.80	.425	14.58	.574	30.11	1.185	90°	33.76	1.329	16	860.2-1080-032A1-MM	☆		16.00	.629	124.00	4.881	64.09	2.523	1.97	.077	140°	COROMANT
11.00	.433	14.85	.584	31.07	1.223	90°	34.80	1.370	16	860.2-1100-033A1-MM	☆		16.00	.629	124.00	4.881	65.68	2.586	2.00	.078	140°	COROMANT
11.20	.440	15.12	.595	32.04	1.261	90°	35.83	1.411	16	860.2-1120-034A1-MM	☆		16.00	.629	124.00	4.881	67.28	2.648	2.04	.080	140°	COROMANT
11.50	.452	15.52	.611	32.98	1.298	90°	36.88	1.452	16	860.2-1150-035A1-MM	☆		16.00	.629	124.00	4.881	69.17	2.723	2.09	.082	140°	COROMANT
12.00	.472	16.20	.637	33.90	1.334	90°	37.96	1.495	18	860.2-1200-036A1-MM	☆		18.00	.708	124.00	4.881	71.66	2.821	2.18	.085	140°	COROMANT
12.10	.476	16.33	.643	33.88	1.333	90°	37.98	1.495	18	860.2-1210-036A1-MM	☆		18.00	.708	131.00	5.157	71.95	2.833	2.20	.086	140°	COROMANT
12.20	.480	16.47	.648	34.86	1.372	90°	38.99	1.535	18	860.2-1220-037A1-MM	☆		18.00	.708	131.00	5.157	73.25	2.884	2.22	.087	140°	COROMANT
12.25	.482	16.53	.651	34.85	1.372	90°	39.00	1.536	18	860.2-1225-037A1-MM	☆		18.00	.708	131.00	5.157	73.40	2.889	2.23	.087	140°	COROMANT
12.50	.492	16.87	.664	35.81	1.409	90°	40.04	1.577	18	860.2-1250-038A1-MM	☆		18.00	.708	131.00	5.157	75.14	2.958	2.27	.089	140°	COROMANT
13.50	.531	18.22	.717	38.63	1.521	90°	43.21	1.701	20	860.2-1350-041A1-MM	☆		20.00	.787	131.00	5.157	81.11	3.193	2.46	.096	140°	COROMANT
14.00	.551	18.90	.744	39.55	1.557	90°	44.29	1.744	20	860.2-1400-042A1-MM	☆		20.00	.787	142.00	5.590	83.60	3.291	2.55	.100	140°	COROMANT
14.10	.555	19.03	.749	39.53	1.556	90°	44.30	1.744	20	860.2-1410-042A1-MM	☆		20.00	.787	142.00	5.590	83.90	3.303	2.57	.101	140°	COROMANT
14.20	.559	19.17	.754	40.51	1.595	90°	45.32	1.784	20	860.2-1420-043A1-MM	☆		20.00	.787	142.00	5.590	85.19	3.354	2.58	.101	140°	COROMANT
14.25	.561	19.23	.757	40.50	1.594	90°	45.33	1.785	20	860.2-1425-043A1-MM	☆		20.00	.787	142.00	5.590	85.34	3.360	2.59	.102	140°	COROMANT
14.50	.570	19.57	.770	41.46	1.632	90°	46.37	1.826	20	860.2-1450-044A1-MM	☆		20.00	.787	142.00	5.590	87.09	3.428	2.64	.103	140°	COROMANT
15.00	.590	20.00	.787	42.50	1.673	90°	47.45	1.868	20	860.2-1500-045A1-MM	☆		20.00	.787	142.00	5.590	89.05	3.506	2.73	.107	140°	COROMANT
15.10	.594	20.00	.787	42.55	1.675	90°	47.47	1.869	20	860.2-1510-045A1-MM	☆		20.00	.787	142.00	5.590	89.07	3.506	2.75	.108	140°	COROMANT
15.50	.610	20.00	.787	44.75	1.761	90°	49.53	1.950	20	860.2-1550-047A1-MM	☆		20.00	.787	142.00	5.590	91.13	3.588	2.82	.111	140°	COROMANT
15.60	.614	20.00	.787	44.80	1.763	90°	49.55	1.951	20	860.2-1560-047A1-MM	☆		20.00	.787	142.00	5.590	91.15	3.588	2.84	.111	140°	COROMANT

O5 Q5 K208 K252 Q1 Q35

SANDVIK Coromant

Broca de metal duro integral bidiametral y achaflanada CoroDrill® 860

Mango HA

Suministro de refrigerante interior



TCHA H9
CNSC 1

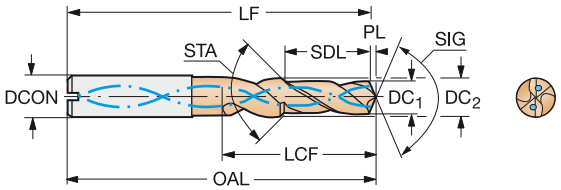

DC_1	DC_1"	DC_2	DC_2"	SDL	SDL"	STA	LU	LU"	CZC_{MS}	Código de pedido	M 2214	DCON	DCON"	OAL	OAL"	LCF	LCF"	PL	PL"	SIG	BSG
												Dimensiones, mm, pulg.									
15.70	.618	20.00	.787	44.85	1.765	90°	49.57	1.952	20	**860.2-1570-047A1-MM**	☆	20.00	.787	142.00	5.590	91.17	3.589	2.86	.112	140°	COROMANT
16.50	.649	20.00	.787	48.25	1.899	90°	52.70	2.075	20	**860.2-1650-050A1-MM**	☆	20.00	.787	142.00	5.590	94.30	3.712	3.00	.118	140°	COROMANT
17.50	.688	20.00	.787	51.75	2.037	90°	55.86	2.199	20	**860.2-1750-053A1-MM**	☆	20.00	.787	142.00	5.590	97.46	3.837	3.18	.125	140°	COROMANT

Broca de metal duro integral CoroDrill® 861

Mango HA

Broca guía - Suministro de refrigerante interior

TCHA H9
CNSC 1

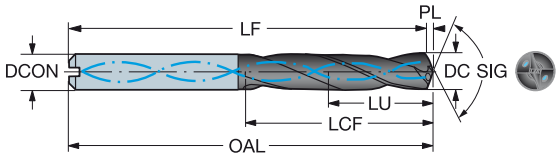

DC	DC"	LU	LU"	ULDR	CZC_{MS}	Código de pedido	P GC34	M GC34	K GC34	N GC34	Dimensiones, mm, pulg. DCON	DCON"	OAL	OAL"	LCF	LCF"	PL	PL"	SIG	BSG
3.00	.118	9.40	.370	3	6	861.1-0300-009A1-GP	☆	☆	☆	☆	6.00	.236	62.00	2.440	20.00	.787	0.40	.015	150°	DIN 6537 K
3.18	.125	10.00	.394	3	6	861.1-0318-010A1-GP	☆	☆	☆	☆	6.00	.236	62.00	2.440	20.00	.787	0.43	.016	150°	DIN 6537 K
3.30	.130	10.30	.406	3	6	861.1-0330-010A1-GP	☆	☆	☆	☆	6.00	.236	62.00	2.440	20.00	.787	0.44	.017	150°	DIN 6537 K
3.50	.138	11.00	.433	3	6	861.1-0350-011A1-GP	☆	☆	☆	☆	6.00	.236	62.00	2.440	20.00	.787	0.47	.018	150°	DIN 6537 K
3.57	.141	11.20	.441	3	6	861.1-0357-011A1-GP	☆	☆	☆	☆	6.00	.236	62.00	2.440	20.00	.787	0.48	.018	150°	DIN 6537 K
3.80	.150	11.90	.469	3	6	861.1-0380-011A1-GP	☆	☆	☆	☆	6.00	.236	66.00	2.598	24.00	.944	0.51	.020	150°	DIN 6537 K
3.97	.156	12.40	.488	3	6	861.1-0397-012A1-GP	☆	☆	☆	☆	6.00	.236	66.00	2.598	24.00	.944	0.53	.020	150°	DIN 6537 K
4.00	.157	12.50	.492	3	6	861.1-0400-012A1-GP	☆	☆	☆	☆	6.00	.236	66.00	2.598	24.00	.944	0.54	.021	150°	DIN 6537 K
4.20	.165	13.20	.520	3	6	861.1-0420-013A1-GP	☆	☆	☆	☆	6.00	.236	66.00	2.598	24.00	.944	0.56	.022	150°	DIN 6537 K
4.36	.172	13.70	.539	3	6	861.1-0436-013A1-GP	☆	☆	☆	☆	6.00	.236	66.00	2.598	24.00	.944	0.58	.022	150°	DIN 6537 K
4.50	.177	14.10	.555	3	6	861.1-0450-014A1-GP	☆	☆	☆	☆	6.00	.236	66.00	2.598	24.00	.944	0.60	.023	150°	DIN 6537 K
4.76	.187	14.90	.587	3	6	861.1-0476-014A1-GP	☆	☆	☆	☆	6.00	.236	66.00	2.598	28.00	1.102	0.64	.025	150°	DIN 6537 K
4.80	.189	15.00	.591	3	6	861.1-0480-014A1-GP	☆	☆	☆	☆	6.00	.236	66.00	2.598	28.00	1.102	0.64	.025	150°	DIN 6537 K
5.00	.197	15.70	.618	3	6	861.1-0500-015A1-GP	☆	☆	☆	☆	6.00	.236	66.00	2.598	28.00	1.102	0.67	.026	150°	DIN 6537 K
5.16	.203	16.20	.638	3	6	861.1-0516-015A1-GP	☆	☆	☆	☆	6.00	.236	66.00	2.598	28.00	1.102	0.69	.027	150°	DIN 6537 K
5.50	.217	17.20	.677	3	6	861.1-0550-017A1-GP	☆	☆	☆	☆	6.00	.236	66.00	2.598	28.00	1.102	0.74	.029	150°	DIN 6537 K
5.56	.219	17.40	.685	3	6	861.1-0556-017A1-GP	☆	☆	☆	☆	6.00	.236	66.00	2.598	28.00	1.102	0.74	.029	150°	DIN 6537 K
5.80	.228	18.20	.717	3	6	861.1-0580-017A1-GP	☆	☆	☆	☆	6.00	.236	66.00	2.598	28.00	1.102	0.78	.030	150°	DIN 6537 K
6.00	.236	18.80	.740	3	6	861.1-0600-018A1-GP	☆	☆	☆	☆	6.00	.236	66.00	2.598	28.00	1.102	0.80	.031	150°	DIN 6537 K
6.35	.250	19.90	.783	3	8	861.1-0635-019A1-GP	☆	☆	☆	☆	8.00	.314	79.00	3.110	34.00	1.338	0.85	.033	150°	DIN 6537 K
6.50	.256	20.40	.803	3	8	861.1-0650-020A1-GP	☆	☆	☆	☆	8.00	.314	79.00	3.110	34.00	1.338	0.87	.034	150°	DIN 6537 K
6.75	.266	21.20	.835	3	8	861.1-0675-020A1-GP	☆	☆	☆	☆	8.00	.314	79.00	3.110	34.00	1.338	0.90	.035	150°	DIN 6537 K
6.80	.268	21.30	.839	3	8	861.1-0680-020A1-GP	☆	☆	☆	☆	8.00	.314	79.00	3.110	34.00	1.338	0.91	.035	150°	DIN 6537 K
7.00	.276	21.90	.862	3	8	861.1-0700-021A1-GP	☆	☆	☆	☆	8.00	.314	79.00	3.110	34.00	1.338	0.94	.036	150°	DIN 6537 K
7.14	.281	22.40	.882	3	8	861.1-0714-021A1-GP	☆	☆	☆	☆	8.00	.314	79.00	3.110	41.00	1.614	0.96	.037	150°	DIN 6537 K
7.50	.295	23.50	.925	3	8	861.1-0750-023A1-GP	☆	☆	☆	☆	8.00	.314	79.00	3.110	41.00	1.614	1.00	.039	150°	DIN 6537 K
7.94	.313	24.90	.980	3	8	861.1-0794-024A1-GP	☆	☆	☆	☆	8.00	.314	79.00	3.110	41.00	1.614	1.06	.041	150°	DIN 6537 K
8.00	.315	25.10	.988	3	8	861.1-0800-024A1-GP	☆	☆	☆	☆	8.00	.314	79.00	3.110	41.00	1.614	1.07	.042	150°	DIN 6537 K
8.50	.335	26.60	1.047	3	10	861.1-0850-026A1-GP	☆	☆	☆	☆	10.00	.393	89.00	3.503	47.00	1.850	1.14	.044	150°	DIN 6537 K
9.00	.354	28.20	1.110	3	10	861.1-0900-027A1-GP	☆	☆	☆	☆	10.00	.393	89.00	3.503	47.00	1.850	1.21	.047	150°	DIN 6537 K
9.50	.374	29.80	1.173	3	10	861.1-0950-029A1-GP	☆	☆	☆	☆	10.00	.393	89.00	3.503	47.00	1.850	1.27	.050	150°	DIN 6537 K
9.53	.375	29.90	1.177	3	10	861.1-0953-029A1-GP	☆	☆	☆	☆	10.00	.393	89.00	3.503	47.00	1.850	1.28	.050	150°	DIN 6537 K
10.00	.394	31.30	1.232	3	10	861.1-1000-030A1-GP	☆	☆	☆	☆	10.00	.393	89.00	3.503	47.00	1.850	1.34	.052	150°	DIN 6537 K
10.50	.413	32.90	1.295	3	12	861.1-1050-032A1-GP	☆	☆	☆	☆	12.00	.472	102.00	4.015	55.00	2.165	1.41	.055	150°	DIN 6537 K
11.00	.433	34.50	1.358	3	12	861.1-1100-033A1-GP	☆	☆	☆	☆	12.00	.472	102.00	4.015	55.00	2.165	1.47	.058	150°	DIN 6537 K
11.11	.437	34.80	1.370	3	12	861.1-1111-033A1-GP	☆	☆	☆	☆	12.00	.472	102.00	4.015	55.00	2.165	1.49	.058	150°	DIN 6537 K
11.50	.453	36.00	1.417	3	12	861.1-1150-035A1-GP	☆	☆	☆	☆	12.00	.472	102.00	4.015	55.00	2.165	1.54	.060	150°	DIN 6537 K
12.00	.472	37.60	1.480	3	12	861.1-1200-036A1-GP	☆	☆	☆	☆	12.00	.472	102.00	4.015	55.00	2.165	1.61	.063	150°	DIN 6537 K

O5 K216 K252 Q1 Q35

Broca de metal duro integral CoroDrill® 861

Mango HA

Suministro de refrigerante interior

TCHA H9
CNSC 1

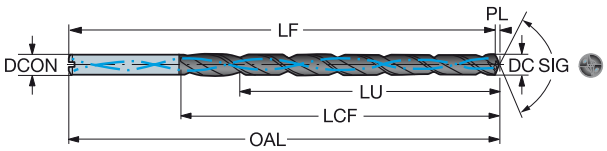

DC	DC"	LU	LU"	ULDR	CZC_{MS}	Código de pedido	P GC34	M GC34	K GC34	N GC34	Dimensiones, mm, pulg. DCON	DCON"	OAL	OAL"	LCF	LCF"	PL	PL"	SIG	BSG
3.00	.118	36.50	1.437	12	6	861.1-0300-036A1-GM	☆	☆	☆	☆	6.00	.236	94.00	3.700	52.00	2.047	0.55	.021	140°	COROMANT
3.00	.118	45.50	1.791	15	6	861.1-0300-045A1-GM	☆	☆	☆	☆	6.00	.236	96.00	3.779	54.00	2.125	0.55	.021	140°	COROMANT
3.00	.118	60.50	2.382	20	6	861.1-0300-060A1-GM	☆	☆	☆	☆	6.00	.236	111.00	4.370	69.00	2.716	0.55	.021	140°	COROMANT
3.00	.118	90.50	3.563	30	6	861.1-0300-090A1-GM	☆	☆	☆	☆	6.00	.236	141.00	5.551	99.00	3.897	0.55	.021	140°	COROMANT
3.10	.122	37.80	1.488	12	6	861.1-0310-037A1-GM	☆	☆	☆	☆	6.00	.236	94.00	3.700	52.00	2.047	0.56	.022	140°	COROMANT
3.18	.125	38.70	1.524	12	6	861.1-0318-038A1-GM	☆	☆	☆	☆	6.00	.236	94.00	3.700	52.00	2.047	0.58	.022	140°	COROMANT
3.18	.125	48.30	1.902	15	6	861.1-0318-048A1-GM	☆	☆	☆	☆	6.00	.236	99.24	3.907	57.24	2.253	0.58	.022	140°	COROMANT
3.18	.125	64.20	2.528	20	6	861.1-0318-064A1-GM	☆	☆	☆	☆	6.00	.236	115.14	4.533	73.14	2.879	0.58	.022	140°	COROMANT
3.18	.125	96.00	3.780	30	6	861.1-0318-095A1-GM	☆	☆	☆	☆	6.00	.236	146.94	5.785	104.94	4.131	0.58	.022	140°	COROMANT
3.20	.126	39.00	1.535	12	6	861.1-0320-038A1-GM	☆	☆	☆	☆	6.00	.236	94.00	3.700	52.00	2.047	0.58	.022	140°	COROMANT
3.30	.130	40.20	1.583	12	6	861.1-0330-040A1-GM	☆	☆	☆	☆	6.00	.236	94.00	3.700	52.00	2.047	0.60	.023	140°	COROMANT
3.30	.130	50.10	1.972	15	6	861.1-0330-050A1-GM	☆	☆	☆	☆	6.00	.236	101.40	3.992	59.40	2.338	0.60	.023	140°	COROMANT
3.30	.130	66.60	2.622	20	6	861.1-0330-066A1-GM	☆	☆	☆	☆	6.00	.236	117.90	4.641	75.90	2.988	0.60	.023	140°	COROMANT
3.40	.134	41.40	1.630	12	6	861.1-0340-041A1-GM	☆	☆	☆	☆	6.00	.236	94.00	3.700	52.00	2.047	0.62	.024	140°	COROMANT
3.50	.138	42.60	1.677	12	6	861.1-0350-042A1-GM	☆	☆	☆	☆	6.00	.236	94.00	3.700	52.00	2.047	0.64	.025	140°	COROMANT
3.50	.138	53.10	2.091	15	6	861.1-0350-053A1-GM	☆	☆	☆	☆	6.00	.236	105.00	4.133	63.00	2.480	0.64	.025	140°	COROMANT
3.50	.138	70.60	2.780	20	6	861.1-0350-070A1-GM	☆	☆	☆	☆	6.00	.236	122.50	4.822	80.50	3.169	0.64	.025	140°	COROMANT
3.50	.138	105.60	4.157	30	6	861.1-0350-105A1-GM	☆	☆	☆	☆	6.00	.236	157.50	6.200	115.50	4.547	0.64	.025	140°	COROMANT
3.57	.141	43.50	1.713	12	6	861.1-0357-043A1-GM	☆	☆	☆	☆	6.00	.236	94.00	3.700	52.00	2.047	0.65	.025	140°	COROMANT
3.57	.141	54.20	2.134	15	6	861.1-0357-054A1-GM	☆	☆	☆	☆	6.00	.236	106.26	4.183	64.26	2.529	0.65	.025	140°	COROMANT
3.57	.141	72.00	2.835	20	6	861.1-0357-071A1-GM	☆	☆	☆	☆	6.00	.236	124.11	4.886	82.11	3.232	0.65	.025	140°	COROMANT
3.57	.141	107.70	4.240	30	6	861.1-0357-107A1-GM	☆	☆	☆	☆	6.00	.236	159.81	6.291	117.81	4.638	0.65	.025	140°	COROMANT
3.70	.146	45.10	1.776	12	6	861.1-0370-044A1-GM	☆	☆	☆	☆	6.00	.236	94.00	3.700	52.00	2.047	0.67	.026	140°	COROMANT
3.80	.150	46.30	1.823	12	6	861.1-0380-046A1-GM	☆	☆	☆	☆	6.00	.236	109.00	4.291	67.00	2.637	0.69	.027	140°	COROMANT
3.80	.150	57.70	2.272	15	6	861.1-0380-057A1-GM	☆	☆	☆	☆	6.00	.236	110.40	4.346	68.40	2.692	0.69	.027	140°	COROMANT
3.80	.150	76.70	3.020	20	6	861.1-0380-076A1-GM	☆	☆	☆	☆	6.00	.236	129.40	5.094	87.40	3.440	0.69	.027	140°	COROMANT
3.97	.156	48.40	1.906	12	6	861.1-0397-048A1-GM	☆	☆	☆	☆	6.00	.236	109.00	4.291	67.00	2.637	0.72	.028	140°	COROMANT
3.97	.156	60.30	2.374	15	6	861.1-0397-060A1-GM	☆	☆	☆	☆	6.00	.236	113.46	4.466	71.46	2.813	0.72	.028	140°	COROMANT
3.97	.156	80.10	3.154	20	6	861.1-0397-079A1-GM	☆	☆	☆	☆	6.00	.236	133.31	5.248	91.31	3.594	0.72	.028	140°	COROMANT
3.97	.156	119.80	4.717	30	6	861.1-0397-119A1-GM	☆	☆	☆	☆	6.00	.236	173.01	6.811	131.01	5.157	0.72	.028	140°	COROMANT
4.00	.157	48.70	1.917	12	6	861.1-0400-048A1-GM	☆	☆	☆	☆	6.00	.236	109.00	4.291	67.00	2.637	0.73	.028	140°	COROMANT
4.00	.157	60.70	2.390	15	6	861.1-0400-060A1-GM	☆	☆	☆	☆	6.00	.236	114.00	4.488	72.00	2.834	0.73	.028	140°	COROMANT
4.00	.157	80.70	3.177	20	6	861.1-0400-080A1-GM	☆	☆	☆	☆	6.00	.236	134.00	5.275	92.00	3.622	0.73	.028	140°	COROMANT
4.00	.157	120.70	4.752	30	6	861.1-0400-120A1-GM	☆	☆	☆	☆	6.00	.236	174.00	6.850	132.00	5.196	0.73	.028	140°	COROMANT
4.10	.161	49.90	1.965	12	6	861.1-0410-049A1-GM	☆	☆	☆	☆	6.00	.236	109.00	4.291	67.00	2.637	0.75	.029	140°	COROMANT
4.20	.165	51.20	2.016	12	6	861.1-0420-050A1-GM	☆	☆	☆	☆	6.00	.236	109.00	4.291	67.00	2.637	0.76	.030	140°	COROMANT
4.20	.165	63.80	2.512	15	6	861.1-0420-063A1-GM	☆	☆	☆	☆	6.00	.236	117.60	4.629	75.60	2.976	0.76	.030	140°	COROMANT
4.20	.165	84.80	3.339	20	6	861.1-0420-084A1-GM	☆	☆	☆	☆	6.00	.236	138.60	5.456	96.60	3.803	0.76	.030	140°	COROMANT
4.30	.169	52.40	2.063	12	6	861.1-0430-052A1-GM	☆	☆	☆	☆	6.00	.236	109.00	4.291	67.00	2.637	0.78	.030	140°	COROMANT
4.37	.172	53.20	2.094	12	6	861.1-0437-052A1-GM	☆	☆	☆	☆	6.00	.236	109.00	4.291	67.00	2.637	0.80	.031	140°	COROMANT
4.37	.172	66.30	2.610	15	6	861.1-0437-065A1-GM	☆	☆	☆	☆	6.00	.236	120.66	4.750	78.66	3.096	0.80	.031	140°	COROMANT
4.37	.172	88.20	3.472	20	6	861.1-0437-087A1-GM	☆	☆	☆	☆	6.00	.236	142.51	5.610	100.51	3.957	0.80	.031	140°	COROMANT
4.37	.172	131.90	5.193	30	6	861.1-0437-131A1-GM	☆	☆	☆	☆	6.00	.236	186.21	7.331	144.21	5.677	0.80	.031	140°	COROMANT
4.50	.177	54.80	2.157	12	6	861.1-0450-054A1-GM	☆	☆	☆	☆	6.00	.236	109.00	4.291	67.00	2.637	0.82	.032	140°	COROMANT
4.50	.177	68.30	2.689	15	6	861.1-0450-068A1-GM	☆	☆	☆	☆	6.00	.236	123.00	4.842	81.00	3.188	0.82	.032	140°	COROMANT
4.50	.177	90.80	3.575	20	6	861.1-0450-090A1-GM	☆	☆	☆	☆	6.00	.236	145.50	5.728	103.50	4.074	0.82	.032	140°	COROMANT
4.50	.177	135.80	5.346	30	6	861.1-0450-135A1-GM	☆	☆	☆	☆	6.00	.236	190.50	7.500	148.50	5.846	0.82	.032	140°	COROMANT
4.60	.181	56.00	2.205	12	6	861.1-0460-055A1-GM	☆	☆	☆	☆	6.00	.236	109.00	4.291	67.00	2.637	0.84	.032	140°	COROMANT

O5

 K216

K252

Q1

Q35

Broca de metal duro integral CoroDrill® 861

Mango HA

Suministro de refrigerante interior

TCHA H9
CNSC 1

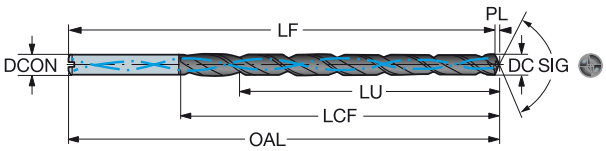

DC	DC"	LU	LU"	ULDR	CZC_{MS}	Código de pedido	P GC34	M GC34	K GC34	N GC34	Dimensiones, mm, pulg. DCON	DCON"	OAL	OAL"	LCF	LCF"	PL	PL"	SIG	BSG
4.76	.187	58.00	2.283	12	6	861.1-0476-057A1-GM	☆	☆	☆	☆	6.00	.236	128.00	5.039	86.00	3.385	0.87	.034	140°	COROMANT
4.76	.187	72.30	2.846	15	6	861.1-0476-071A1-GM	☆	☆	☆	☆	6.00	.236	127.68	5.026	85.68	3.373	0.87	.034	140°	COROMANT
4.76	.187	96.10	3.783	20	6	861.1-0476-095A1-GM	☆	☆	☆	☆	6.00	.236	151.48	5.963	109.48	4.310	0.87	.034	140°	COROMANT
4.76	.187	143.70	5.657	30	6	861.1-0476-143A1-GM	☆	☆	☆	☆	6.00	.236	199.08	7.837	157.08	6.184	0.87	.034	140°	COROMANT
4.80	.189	58.50	2.303	12	6	861.1-0480-058A1-GM	☆	☆	☆	☆	6.00	.236	128.00	5.039	86.00	3.385	0.87	.034	140°	COROMANT
4.80	.189	72.90	2.870	15	6	861.1-0480-072A1-GM	☆	☆	☆	☆	6.00	.236	128.40	5.055	86.40	3.401	0.87	.034	140°	COROMANT
4.80	.189	96.90	3.815	20	6	861.1-0480-096A1-GM	☆	☆	☆	☆	6.00	.236	152.40	6.000	110.40	4.346	0.87	.034	140°	COROMANT
5.00	.197	60.90	2.398	12	6	861.1-0500-060A1-GM	☆	☆	☆	☆	6.00	.236	128.00	5.039	86.00	3.385	0.91	.035	140°	COROMANT
5.00	.197	75.90	2.988	15	6	861.1-0500-075A1-GM	☆	☆	☆	☆	6.00	.236	132.00	5.196	90.00	3.543	0.91	.035	140°	COROMANT
5.00	.197	100.90	3.972	20	6	861.1-0500-100A1-GM	☆	☆	☆	☆	6.00	.236	157.00	6.181	115.00	4.527	0.91	.035	140°	COROMANT
5.00	.197	150.90	5.941	30	6	861.1-0500-150A1-GM	☆	☆	☆	☆	6.00	.236	207.00	8.149	165.00	6.496	0.91	.035	140°	COROMANT
5.10	.201	62.10	2.445	12	6	861.1-0510-061A1-GM	☆	☆	☆	☆	6.00	.236	128.00	5.039	86.00	3.385	0.93	.036	140°	COROMANT
5.16	.203	62.90	2.476	12	6	861.1-0516-062A1-GM	☆	☆	☆	☆	6.00	.236	128.00	5.039	86.00	3.385	0.94	.036	140°	COROMANT
5.16	.203	78.30	3.083	15	6	861.1-0516-077A1-GM	☆	☆	☆	☆	6.00	.236	134.88	5.310	92.88	3.656	0.94	.036	140°	COROMANT
5.16	.203	104.10	4.098	20	6	861.1-0516-103A1-GM	☆	☆	☆	☆	6.00	.236	160.68	6.325	118.68	4.672	0.94	.036	140°	COROMANT
5.16	.203	155.70	6.130	30	6	861.1-0516-155A1-GM	☆	☆	☆	☆	6.00	.236	212.28	8.357	170.28	6.703	0.94	.036	140°	COROMANT
5.20	.205	63.30	2.492	12	6	861.1-0520-062A1-GM	☆	☆	☆	☆	6.00	.236	128.00	5.039	86.00	3.385	0.95	.037	140°	COROMANT
5.50	.217	67.00	2.638	12	6	861.1-0550-066A1-GM	☆	☆	☆	☆	6.00	.236	128.00	5.039	86.00	3.385	1.00	.039	140°	COROMANT
5.50	.217	83.50	3.287	15	6	861.1-0550-083A1-GM	☆	☆	☆	☆	6.00	.236	141.00	5.551	99.00	3.897	1.00	.039	140°	COROMANT
5.50	.217	111.00	4.370	20	6	861.1-0550-110A1-GM	☆	☆	☆	☆	6.00	.236	168.50	6.633	126.50	4.980	1.00	.039	140°	COROMANT
5.50	.217	166.00	6.535	30	6	861.1-0550-165A1-GM	☆	☆	☆	☆	6.00	.236	223.50	8.799	181.50	7.145	1.00	.039	140°	COROMANT
5.56	.219	67.70	2.665	12	6	861.1-0556-067A1-GM	☆	☆	☆	☆	6.00	.236	128.00	5.039	86.00	3.385	1.01	.039	140°	COROMANT
5.56	.219	84.40	3.323	15	6	861.1-0556-083A1-GM	☆	☆	☆	☆	6.00	.236	142.08	5.593	100.08	3.940	1.01	.039	140°	COROMANT
5.56	.219	112.20	4.417	20	6	861.1-0556-111A1-GM	☆	☆	☆	☆	6.00	.236	169.88	6.688	127.88	5.034	1.01	.039	140°	COROMANT
5.56	.219	167.80	6.606	30	6	861.1-0556-167A1-GM	☆	☆	☆	☆	6.00	.236	225.48	8.877	183.48	7.223	1.01	.039	140°	COROMANT
5.80	.228	70.70	2.783	12	6	861.1-0580-070A1-GM	☆	☆	☆	☆	6.00	.236	128.00	5.039	86.00	3.385	1.06	.041	140°	COROMANT
5.80	.228	88.10	3.469	15	6	861.1-0580-087A1-GM	☆	☆	☆	☆	6.00	.236	146.40	5.763	104.40	4.110	1.06	.041	140°	COROMANT
5.80	.228	117.10	4.610	20	6	861.1-0580-116A1-GM	☆	☆	☆	☆	6.00	.236	175.40	6.905	133.40	5.251	1.06	.041	140°	COROMANT
5.95	.234	72.50	2.854	12	6	861.1-0595-071A1-GM	☆	☆	☆	☆	6.00	.236	128.00	5.039	86.00	3.385	1.08	.042	140°	COROMANT
6.00	.236	73.10	2.878	12	6	861.1-0600-072A1-GM	☆	☆	☆	☆	6.00	.236	128.00	5.039	86.00	3.385	1.09	.042	140°	COROMANT
6.00	.236	91.10	3.587	15	6	861.1-0600-090A1-GM	☆	☆	☆	☆	6.00	.236	150.00	5.905	108.00	4.251	1.09	.042	140°	COROMANT
6.00	.236	121.10	4.768	20	6	861.1-0600-120A1-GM	☆	☆	☆	☆	6.00	.236	180.00	7.086	138.00	5.433	1.09	.042	140°	COROMANT
6.00	.236	181.10	7.130	30	6	861.1-0600-180A1-GM	☆	☆	☆	☆	6.00	.236	240.00	9.448	198.00	7.795	1.09	.042	140°	COROMANT
6.10	.240	74.30	2.925	12	8	861.1-0610-073A1-GM	☆	☆	☆	☆	8.00	.314	158.00	6.220	116.00	4.566	1.11	.043	140°	COROMANT
6.20	.244	75.50	2.972	12	8	861.1-0620-074A1-GM	☆	☆	☆	☆	8.00	.314	158.00	6.220	116.00	4.566	1.13	.044	140°	COROMANT
6.30	.248	76.70	3.020	12	8	861.1-0630-076A1-GM	☆	☆	☆	☆	8.00	.314	158.00	6.220	116.00	4.566	1.15	.045	140°	COROMANT
6.35	.250	77.40	3.047	12	8	861.1-0635-076A1-GM	☆	☆	☆	☆	8.00	.314	158.00	6.220	116.00	4.566	1.16	.045	140°	COROMANT
6.35	.250	96.40	3.795	15	8	861.1-0635-095A1-GM	☆	☆	☆	☆	8.00	.314	156.30	6.153	114.30	4.500	1.16	.045	140°	COROMANT
6.35	.250	128.20	5.047	20	8	861.1-0635-127A1-GM	☆	☆	☆	☆	8.00	.314	188.05	7.403	146.05	5.750	1.16	.045	140°	COROMANT
6.35	.250	191.70	7.547	30	8	861.1-0635-191A1-GM	☆	☆	☆	☆	8.00	.314	251.55	9.903	209.55	8.250	1.16	.045	140°	COROMANT
6.50	.256	79.20	3.118	12	8	861.1-0650-078A1-GM	☆	☆	☆	☆	8.00	.314	158.00	6.220	116.00	4.566	1.18	.046	140°	COROMANT
6.50	.256	98.70	3.886	15	8	861.1-0650-098A1-GM	☆	☆	☆	☆	8.00	.314	159.00	6.259	117.00	4.606	1.18	.046	140°	COROMANT
6.50	.256	131.20	5.165	20	8	861.1-0650-130A1-GM	☆	☆	☆	☆	8.00	.314	191.50	7.539	149.50	5.885	1.18	.046	140°	COROMANT
6.50	.256	196.20	7.724	30	8	861.1-0650-195A1-GM	☆	☆	☆	☆	8.00	.314	256.50	10.098	214.50	8.444	1.18	.046	140°	COROMANT
6.60	.260	80.40	3.165	12	8	861.1-0660-079A1-GM	☆	☆	☆	☆	8.00	.314	158.00	6.220	116.00	4.566	1.20	.047	140°	COROMANT
6.70	.264	81.60	3.213	12	8	861.1-0670-080A1-GM	☆	☆	☆	☆	8.00	.314	158.00	6.220	116.00	4.566	1.22	.047	140°	COROMANT

O5

K216

K252

Q1

Q35

SANDVIK Coromant

Broca de metal duro integral CoroDrill® 861

Mango HA

Suministro de refrigerante interior

TCHA H9
CNSC 1

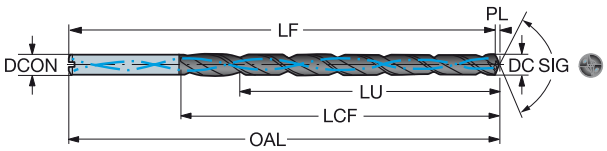

DC	DC"	LU	LU"	ULDR	CZC_{MS}	Código de pedido	P GC34	M GC34	K GC34	N GC34	Dimensiones, mm, pulg. DCON	DCON"	OAL	OAL"	LCF	LCF"	PL	PL"	SIG	BSG
6.75	.266	82.20	3.236	12	8	861.1-0675-081A1-GM	☆	☆	☆	☆	8.00	.314	158.00	6.220	116.00	4.566	1.23	.048	140°	COROMANT
6.75	.266	102.50	4.035	15	8	861.1-0675-101A1-GM	☆	☆	☆	☆	8.00	.314	163.50	6.437	121.50	4.783	1.23	.048	140°	COROMANT
6.75	.266	136.20	5.362	20	8	861.1-0675-135A1-GM	☆	☆	☆	☆	8.00	.314	197.25	7.765	155.25	6.112	1.23	.048	140°	COROMANT
6.75	.266	203.70	8.020	30	8	861.1-0675-202A1-GM	☆	☆	☆	☆	8.00	.314	264.75	10.423	222.75	8.769	1.23	.048	140°	COROMANT
6.80	.268	82.80	3.260	12	8	861.1-0680-082A1-GM	☆	☆	☆	☆	8.00	.314	158.00	6.220	116.00	4.566	1.24	.048	140°	COROMANT
6.80	.268	103.20	4.063	15	8	861.1-0680-102A1-GM	☆	☆	☆	☆	8.00	.314	164.40	6.472	122.40	4.818	1.24	.048	140°	COROMANT
6.80	.268	137.20	5.402	20	8	861.1-0680-136A1-GM	☆	☆	☆	☆	8.00	.314	198.40	7.811	156.40	6.157	1.24	.048	140°	COROMANT
6.90	.272	84.10	3.311	12	8	861.1-0690-083A1-GM	☆	☆	☆	☆	8.00	.314	158.00	6.220	116.00	4.566	1.26	.049	140°	COROMANT
7.00	.276	85.30	3.358	12	8	861.1-0700-084A1-GM	☆	☆	☆	☆	8.00	.314	158.00	6.220	116.00	4.566	1.27	.050	140°	COROMANT
7.00	.276	106.30	4.185	15	8	861.1-0700-105A1-GM	☆	☆	☆	☆	8.00	.314	168.00	6.614	126.00	4.960	1.27	.050	140°	COROMANT
7.00	.276	141.30	5.563	20	8	861.1-0700-140A1-GM	☆	☆	☆	☆	8.00	.314	203.00	7.992	161.00	6.338	1.27	.050	140°	COROMANT
7.00	.276	211.30	8.319	30	8	861.1-0700-210A1-GM	☆	☆	☆	☆	8.00	.314	273.00	10.748	231.00	9.094	1.27	.050	140°	COROMANT
7.14	.281	87.00	3.425	12	8	861.1-0714-086A1-GM	☆	☆	☆	☆	8.00	.314	158.00	6.220	116.00	4.566	1.30	.051	140°	COROMANT
7.14	.281	108.40	4.268	15	8	861.1-0714-107A1-GM	☆	☆	☆	☆	8.00	.314	170.52	6.713	128.52	5.059	1.30	.051	140°	COROMANT
7.14	.281	144.10	5.673	20	8	861.1-0714-143A1-GM	☆	☆	☆	☆	8.00	.314	206.22	8.118	164.22	6.465	1.30	.051	140°	COROMANT
7.14	.281	215.50	8.484	30	8	861.1-0714-214A1-GM	☆	☆	☆	☆	8.00	.314	277.62	10.929	235.62	9.276	1.30	.051	140°	COROMANT
7.40	.291	90.10	3.547	12	8	861.1-0740-089A1-GM	☆	☆	☆	☆	8.00	.314	158.00	6.220	116.00	4.566	1.35	.053	140°	COROMANT
7.50	.295	91.40	3.598	12	8	861.1-0750-090A1-GM	☆	☆	☆	☆	8.00	.314	158.00	6.220	116.00	4.566	1.36	.053	140°	COROMANT
7.50	.295	113.90	4.484	15	8	861.1-0750-113A1-GM	☆	☆	☆	☆	8.00	.314	177.00	6.968	135.00	5.314	1.36	.053	140°	COROMANT
7.50	.295	151.40	5.961	20	8	861.1-0750-150A1-GM	☆	☆	☆	☆	8.00	.314	214.50	8.444	172.50	6.791	1.36	.053	140°	COROMANT
7.50	.295	226.40	8.913	30	8	861.1-0750-225A1-GM	☆	☆	☆	☆	8.00	.314	289.50	11.397	247.50	9.744	1.36	.053	140°	COROMANT
7.54	.297	91.90	3.618	12	8	861.1-0754-090A1-GM	☆	☆	☆	☆	8.00	.314	158.00	6.220	116.00	4.566	1.37	.054	140°	COROMANT
7.60	.299	92.60	3.646	12	8	861.1-0760-091A1-GM	☆	☆	☆	☆	8.00	.314	158.00	6.220	116.00	4.566	1.38	.054	140°	COROMANT
7.70	.303	93.80	3.693	12	8	861.1-0770-092A1-GM	☆	☆	☆	☆	8.00	.314	158.00	6.220	116.00	4.566	1.40	.055	140°	COROMANT
7.80	.307	95.00	3.740	12	8	861.1-0780-094A1-GM	☆	☆	☆	☆	8.00	.314	158.00	6.220	116.00	4.566	1.42	.055	140°	COROMANT
7.94	.313	96.70	3.807	12	8	861.1-0794-095A1-GM	☆	☆	☆	☆	8.00	.314	158.00	6.220	116.00	4.566	1.44	.056	140°	COROMANT
7.94	.313	120.50	4.744	15	8	861.1-0794-119A1-GM	☆	☆	☆	☆	8.00	.314	184.92	7.280	142.92	5.626	1.44	.056	140°	COROMANT
7.94	.313	160.20	6.307	20	8	861.1-0794-159A1-GM	☆	☆	☆	☆	8.00	.314	224.62	8.843	182.62	7.189	1.44	.056	140°	COROMANT
7.94	.313	239.60	9.433	30	8	861.1-0794-238A1-GM	☆	☆	☆	☆	8.00	.314	304.02	11.969	262.02	10.315	1.44	.056	140°	COROMANT
8.00	.315	97.50	3.839	12	8	861.1-0800-096A1-GM	☆	☆	☆	☆	8.00	.314	158.00	6.220	116.00	4.566	1.46	.057	140°	COROMANT
8.00	.315	121.50	4.783	15	8	861.1-0800-120A1-GM	☆	☆	☆	☆	8.00	.314	186.00	7.322	144.00	5.669	1.46	.057	140°	COROMANT
8.00	.315	161.50	6.358	20	8	861.1-0800-160A1-GM	☆	☆	☆	☆	8.00	.314	226.00	8.897	184.00	7.244	1.46	.057	140°	COROMANT
8.00	.315	241.50	9.508	30	8	861.1-0800-240A1-GM	☆	☆	☆	☆	8.00	.314	306.00	12.047	264.00	10.393	1.46	.057	140°	COROMANT
8.10	.319	98.70	3.886	12	10	861.1-0810-097A1-GM	☆	☆	☆	☆	10.00	.393	192.00	7.559	146.00	5.748	1.47	.058	140°	COROMANT
8.20	.323	99.90	3.933	12	10	861.1-0820-098A1-GM	☆	☆	☆	☆	10.00	.393	192.00	7.559	146.00	5.748	1.49	.058	140°	COROMANT
8.33	.328	101.50	3.996	12	10	861.1-0833-100A1-GM	☆	☆	☆	☆	10.00	.393	192.00	7.559	146.00	5.748	1.52	.059	140°	COROMANT
8.40	.331	102.30	4.028	12	10	861.1-0840-101A1-GM	☆	☆	☆	☆	10.00	.393	192.00	7.559	146.00	5.748	1.53	.060	140°	COROMANT
8.50	.335	103.50	4.075	12	10	861.1-0850-102A1-GM	☆	☆	☆	☆	10.00	.393	192.00	7.559	146.00	5.748	1.55	.060	140°	COROMANT
8.50	.335	129.00	5.079	15	10	861.1-0850-128A1-GM	☆	☆	☆	☆	10.00	.393	199.00	7.834	153.00	6.023	1.55	.060	140°	COROMANT
8.50	.335	171.50	6.752	20	10	861.1-0850-170A1-GM	☆	☆	☆	☆	10.00	.393	241.50	9.507	195.50	7.696	1.55	.060	140°	COROMANT
8.60	.339	104.80	4.126	12	10	861.1-0860-103A1-GM	☆	☆	☆	☆	10.00	.393	192.00	7.559	146.00	5.748	1.57	.061	140°	COROMANT
8.70	.343	106.00	4.173	12	10	861.1-0870-104A1-GM	☆	☆	☆	☆	10.00	.393	192.00	7.559	146.00	5.748	1.58	.062	140°	COROMANT
8.73	.344	106.30	4.185	12	10	861.1-0873-105A1-GM	☆	☆	☆	☆	10.00	.393	192.00	7.559	146.00	5.748	1.59	.062	140°	COROMANT
8.80	.346	107.20	4.220	12	10	861.1-0880-106A1-GM	☆	☆	☆	☆	10.00	.393	192.00	7.559	146.00	5.748	1.60	.063	140°	COROMANT
9.00	.354	109.60	4.315	12	10	861.1-0900-108A1-GM	☆	☆	☆	☆	10.00	.393	192.00	7.559	146.00	5.748	1.64	.064	140°	COROMANT
9.00	.354	136.60	5.378	15	10	861.1-0900-135A1-GM	☆	☆	☆	☆	10.00	.393	208.00	8.188	162.00	6.377	1.64	.064	140°	COROMANT
9.00	.354	181.60	7.150	20	10	861.1-0900-180A1-GM	☆	☆	☆	☆	10.00	.393	253.00	9.960	207.00	8.149	1.64	.064	140°	COROMANT

O5

 K216

K252

Q1

Q35

Broca de metal duro integral CoroDrill® 861

Mango HA

Suministro de refrigerante interior

TCHA H9
CNSC 1

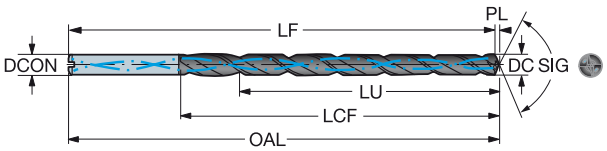

DC	DC"	LU	LU"	ULDR	CZC_{MS}	Código de pedido	P GC34	M GC34	K GC34	N GC34	Dimensiones, mm, pulg. DCON	DCON"	OAL	OAL"	LCF	LCF"	PL	PL"	SIG	BSG
9.13	.359	111.20	4.378	12	10	861.1-0913-110A1-GM	☆	☆	☆	☆	10.00	.393	192.00	7.559	146.00	5.748	1.66	.065	140°	COROMANT
9.30	.366	113.30	4.461	12	10	861.1-0930-112A1-GM	☆	☆	☆	☆	10.00	.393	192.00	7.559	146.00	5.748	1.69	.066	140°	COROMANT
9.50	.374	115.70	4.555	12	10	861.1-0950-114A1-GM	☆	☆	☆	☆	10.00	.393	192.00	7.559	146.00	5.748	1.73	.068	140°	COROMANT
9.50	.374	144.20	5.677	15	10	861.1-0950-143A1-GM	☆	☆	☆	☆	10.00	.393	217.00	8.543	171.00	6.732	1.73	.068	140°	COROMANT
9.50	.374	191.70	7.547	20	10	861.1-0950-190A1-GM	☆	☆	☆	☆	10.00	.393	264.50	10.413	218.50	8.602	1.73	.068	140°	COROMANT
9.53	.375	116.10	4.571	12	10	861.1-0953-114A1-GM	☆	☆	☆	☆	10.00	.393	192.00	7.559	146.00	5.748	1.73	.068	140°	COROMANT
9.53	.375	144.70	5.697	15	10	861.1-0953-143A1-GM	☆	☆	☆	☆	10.00	.393	217.54	8.564	171.54	6.753	1.73	.068	140°	COROMANT
9.53	.375	192.30	7.571	20	10	861.1-0953-191A1-GM	☆	☆	☆	☆	10.00	.393	265.19	10.440	219.19	8.629	1.73	.068	140°	COROMANT
9.80	.386	119.40	4.701	12	10	861.1-0980-118A1-GM	☆	☆	☆	☆	10.00	.393	192.00	7.559	146.00	5.748	1.78	.070	140°	COROMANT
9.92	.391	120.80	4.756	12	10	861.1-0992-119A1-GM	☆	☆	☆	☆	10.00	.393	192.00	7.559	146.00	5.748	1.81	.071	140°	COROMANT
10.00	.394	121.80	4.795	12	10	861.1-1000-120A1-GM	☆	☆	☆	☆	10.00	.393	192.00	7.559	146.00	5.748	1.82	.071	140°	COROMANT
10.00	.394	151.80	5.976	15	10	861.1-1000-150A1-GM	☆	☆	☆	☆	10.00	.393	226.00	8.897	180.00	7.086	1.82	.071	140°	COROMANT
10.00	.394	201.80	7.945	20	10	861.1-1000-200A1-GM	☆	☆	☆	☆	10.00	.393	276.00	10.866	230.00	9.055	1.82	.071	140°	COROMANT
10.20	.402	124.30	4.894	12	12	861.1-1020-122A1-GM	☆	☆	☆	☆	12.00	.472	228.00	8.976	176.00	6.929	1.86	.073	140°	COROMANT
10.30	.406	125.50	4.941	12	12	861.1-1030-124A1-GM	☆	☆	☆	☆	12.00	.472	228.00	8.976	176.00	6.929	1.87	.073	140°	COROMANT
10.32	.406	125.70	4.949	12	12	861.1-1032-124A1-GM	☆	☆	☆	☆	12.00	.472	228.00	8.976	176.00	6.929	1.88	.073	140°	COROMANT
10.40	.409	126.70	4.988	12	12	861.1-1040-125A1-GM	☆	☆	☆	☆	12.00	.472	228.00	8.976	176.00	6.929	1.89	.074	140°	COROMANT
10.50	.413	127.90	5.035	12	12	861.1-1050-126A1-GM	☆	☆	☆	☆	12.00	.472	228.00	8.976	176.00	6.929	1.91	.075	140°	COROMANT
10.50	.413	159.40	6.276	15	12	861.1-1050-158A1-GM	☆	☆	☆	☆	12.00	.472	240.00	9.448	189.00	7.440	1.91	.075	140°	COROMANT
10.50	.413	211.90	8.343	20	12	861.1-1050-210A1-GM	☆	☆	☆	☆	12.00	.472	292.50	11.515	241.50	9.507	1.91	.075	140°	COROMANT
10.72	.422	130.60	5.142	12	12	861.1-1072-129A1-GM	☆	☆	☆	☆	12.00	.472	228.00	8.976	176.00	6.929	1.95	.076	140°	COROMANT
11.00	.433	134.00	5.276	12	12	861.1-1100-132A1-GM	☆	☆	☆	☆	12.00	.472	228.00	8.976	176.00	6.929	2.00	.078	140°	COROMANT
11.00	.433	167.00	6.575	15	12	861.1-1100-165A1-GM	☆	☆	☆	☆	12.00	.472	249.00	9.803	198.00	7.795	2.00	.078	140°	COROMANT
11.00	.433	222.00	8.740	20	12	861.1-1100-220A1-GM	☆	☆	☆	☆	12.00	.472	304.00	11.968	253.00	9.960	2.00	.078	140°	COROMANT
11.11	.437	135.30	5.327	12	12	861.1-1111-133A1-GM	☆	☆	☆	☆	12.00	.472	228.00	8.976	176.00	6.929	2.02	.079	140°	COROMANT
11.11	.437	168.70	6.642	15	12	861.1-1111-167A1-GM	☆	☆	☆	☆	12.00	.472	250.98	9.881	199.98	7.873	2.02	.079	140°	COROMANT
11.11	.437	224.20	8.827	20	12	861.1-1111-222A1-GM	☆	☆	☆	☆	12.00	.472	306.53	12.068	255.53	10.060	2.02	.079	140°	COROMANT
11.20	.441	136.40	5.370	12	12	861.1-1120-134A1-GM	☆	☆	☆	☆	12.00	.472	228.00	8.976	176.00	6.929	2.04	.080	140°	COROMANT
11.50	.453	140.10	5.516	12	12	861.1-1150-138A1-GM	☆	☆	☆	☆	12.00	.472	228.00	8.976	176.00	6.929	2.09	.082	140°	COROMANT
11.50	.453	174.60	6.874	15	12	861.1-1150-173A1-GM	☆	☆	☆	☆	12.00	.472	258.00	10.157	207.00	8.149	2.09	.082	140°	COROMANT
11.50	.453	232.10	9.138	20	12	861.1-1150-230A1-GM	☆	☆	☆	☆	12.00	.472	315.50	12.421	264.50	10.413	2.09	.082	140°	COROMANT
11.51	.453	140.20	5.520	12	12	861.1-1151-138A1-GM	☆	☆	☆	☆	12.00	.472	228.00	8.976	176.00	6.929	2.09	.082	140°	COROMANT
11.80	.465	143.70	5.657	12	12	861.1-1180-142A1-GM	☆	☆	☆	☆	12.00	.472	228.00	8.976	176.00	6.929	2.15	.084	140°	COROMANT
11.91	.469	145.10	5.713	12	12	861.1-1191-143A1-GM	☆	☆	☆	☆	12.00	.472	228.00	8.976	176.00	6.929	2.17	.085	140°	COROMANT
12.00	.472	146.20	5.756	12	12	861.1-1200-144A1-GM	☆	☆	☆	☆	12.00	.472	228.00	8.976	176.00	6.929	2.18	.085	140°	COROMANT
12.00	.472	182.20	7.173	15	12	861.1-1200-180A1-GM	☆	☆	☆	☆	12.00	.472	267.00	10.511	216.00	8.503	2.18	.085	140°	COROMANT
12.00	.472	242.20	9.535	20	12	861.1-1200-240A1-GM	☆	☆	☆	☆	12.00	.472	327.00	12.874	276.00	10.866	2.18	.085	140°	COROMANT

O5 K216 K252 Q1 Q35

Broca de metal duro integral CoroDrill® 861

Mango HA

Suministro de refrigerante interior

TCHA H9
CNSC 1

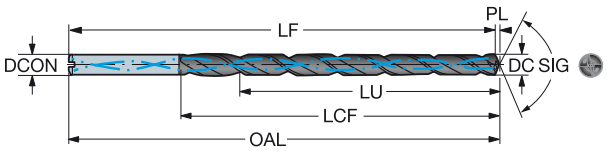

							P	M	K	N	Dimensiones, mm, pulg.									
DC	DC"	LU	LU"	ULDR	CZC_{MS}	Código de pedido	GC34	GC34	GC34	GC34	DCON	DCON"	OAL	OAL"	LCF	LCF"	PL	PL"	SIG	BSG
12.30	.484	149.80	5.898	12	14	861.1-1230-148A1-GM	☆	☆	☆	☆	14.00	.551	258.00	10.157	207.00	8.149	2.24	.088	140°	COROMANT
12.50	.492	152.30	5.996	12	14	861.1-1250-150A1-GM	☆	☆	☆	☆	14.00	.551	258.00	10.157	207.00	8.149	2.27	.089	140°	COROMANT
12.70	.500	154.70	6.091	12	14	861.1-1270-152A1-GM	☆	☆	☆	☆	14.00	.551	258.00	10.157	207.00	8.149	2.31	.090	140°	COROMANT
12.80	.504	155.90	6.138	12	14	861.1-1280-154A1-GM	☆	☆	☆	☆	14.00	.551	258.00	10.157	207.00	8.149	2.33	.091	140°	COROMANT
13.00	.512	158.40	6.236	12	14	861.1-1300-156A1-GM	☆	☆	☆	☆	14.00	.551	258.00	10.157	207.00	8.149	2.37	.093	140°	COROMANT
13.10	.516	159.60	6.283	12	14	861.1-1310-157A1-GM	☆	☆	☆	☆	14.00	.551	258.00	10.157	207.00	8.149	2.38	.093	140°	COROMANT
13.49	.531	164.30	6.469	12	14	861.1-1349-162A1-GM	☆	☆	☆	☆	14.00	.551	258.00	10.157	207.00	8.149	2.45	.096	140°	COROMANT
13.50	.531	164.50	6.476	12	14	861.1-1350-162A1-GM	☆	☆	☆	☆	14.00	.551	258.00	10.157	207.00	8.149	2.46	.096	140°	COROMANT
13.89	.547	169.20	6.661	12	14	861.1-1389-167A1-GM	☆	☆	☆	☆	14.00	.551	258.00	10.157	207.00	8.149	2.53	.099	140°	COROMANT
14.00	.551	170.50	6.713	12	14	861.1-1400-168A1-GM	☆	☆	☆	☆	14.00	.551	258.00	10.157	207.00	8.149	2.55	.100	140°	COROMANT
14.50	.571	176.60	6.953	12	16	861.1-1450-174A1-GM	☆	☆	☆	☆	16.00	.629	291.00	11.456	236.00	9.291	2.64	.103	140°	COROMANT
15.00	.591	182.70	7.193	12	16	861.1-1500-180A1-GM	☆	☆	☆	☆	16.00	.629	291.00	11.456	236.00	9.291	2.73	.107	140°	COROMANT
15.50	.610	188.80	7.433	12	16	861.1-1550-186A1-GM	☆	☆	☆	☆	16.00	.629	291.00	11.456	236.00	9.291	2.82	.111	140°	COROMANT
15.88	.625	193.40	7.614	12	16	861.1-1588-191A1-GM	☆	☆	☆	☆	16.00	.629	291.00	11.456	236.00	9.291	2.89	.113	140°	COROMANT
16.00	.630	194.90	7.673	12	16	861.1-1600-192A1-GM	☆	☆	☆	☆	16.00	.629	291.00	11.456	236.00	9.291	2.91	.114	140°	COROMANT
16.50	.650	201.00	7.913	12	18	861.1-1650-198A1-GM	☆	☆	☆	☆	18.00	.708	318.00	12.519	266.00	10.472	3.00	.118	140°	COROMANT
17.00	.669	207.10	8.154	12	18	861.1-1700-204A1-GM	☆	☆	☆	☆	18.00	.708	318.00	12.519	266.00	10.472	3.09	.121	140°	COROMANT
17.50	.689	213.20	8.394	12	18	861.1-1750-210A1-GM	☆	☆	☆	☆	18.00	.708	318.00	12.519	266.00	10.472	3.18	.125	140°	COROMANT
18.00	.709	219.30	8.634	12	18	861.1-1800-216A1-GM	☆	☆	☆	☆	18.00	.708	318.00	12.519	266.00	10.472	3.28	.128	140°	COROMANT
18.50	.728	225.40	8.874	12	20	861.1-1850-222A1-GM	☆	☆	☆	☆	20.00	.787	349.00	13.740	295.00	11.614	3.37	.132	140°	COROMANT
19.00	.748	231.50	9.114	12	20	861.1-1900-228A1-GM	☆	☆	☆	☆	20.00	.787	349.00	13.740	295.00	11.614	3.46	.136	140°	COROMANT
19.50	.768	237.50	9.350	12	20	861.1-1950-234A1-GM	☆	☆	☆	☆	20.00	.787	349.00	13.740	295.00	11.614	3.55	.139	140°	COROMANT
20.00	.787	243.60	9.591	12	20	861.1-2000-240A1-GM	☆	☆	☆	☆	20.00	.787	349.00	13.740	295.00	11.614	3.64	.143	140°	COROMANT

O5 K216 K252 Q1 Q35

Broca de metal duro integral CoroDrill® 862

Mango HA

Suministro de refrigerante interior

TCHA H9
CNSC 1

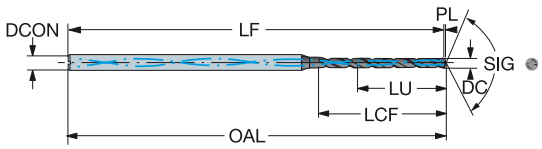

							P	M	K	N	S	Dimensiones, mm, pulg.									
DC	DC"	LU	LU"	ULDR	CZC_{MS}	Código de pedido	GC34	GC34	GC34	GC34	GC34	DCON	DCON"	OAL	OAL"	LCF	LCF"	PL	PL"	SIG	BSG
1.85	.073	15.10	.594	8	3	862.1-0185-015A1-GM	☆	☆	☆	☆	☆	3.00	.118	73.00	2.874	20.00	.787	0.34	.013	140°	COROMANT
1.85	.073	22.50	.886	12	3	862.1-0185-022A1-GM	☆	☆	☆	☆	☆	3.00	.118	73.00	2.874	30.00	1.181	0.34	.013	140°	COROMANT
1.90	.075	15.50	.610	8	3	862.1-0190-015A1-GM	☆	☆	☆	☆	☆	3.00	.118	73.00	2.874	20.00	.787	0.35	.013	140°	COROMANT
1.90	.075	23.10	.909	12	3	862.1-0190-023A1-GM	☆	☆	☆	☆	☆	3.00	.118	73.00	2.874	30.00	1.181	0.35	.013	140°	COROMANT
1.98	.078	16.20	.638	8	3	862.1-0198-016A1-GM	☆	☆	☆	☆	☆	3.00	.118	73.00	2.874	20.00	.787	0.36	.014	140°	COROMANT
1.98	.078	24.10	.949	12	3	862.1-0198-024A1-GM	☆	☆	☆	☆	☆	3.00	.118	73.00	2.874	30.00	1.181	0.36	.014	140°	COROMANT
2.00	.079	16.40	.646	8	3	862.1-0200-016A1-GM	☆	☆	☆	☆	☆	3.00	.118	73.00	2.874	22.00	.866	0.36	.014	140°	COROMANT
2.00	.079	24.40	.961	12	3	862.1-0200-024A1-GM	☆	☆	☆	☆	☆	3.00	.118	73.00	2.874	32.00	1.259	0.36	.014	140°	COROMANT
2.05	.081	16.80	.661	8	3	862.1-0205-016A1-GM	☆	☆	☆	☆	☆	3.00	.118	73.00	2.874	22.00	.866	0.37	.014	140°	COROMANT
2.05	.081	25.00	.984	12	3	862.1-0205-025A1-GM	☆	☆	☆	☆	☆	3.00	.118	73.00	2.874	32.00	1.259	0.37	.014	140°	COROMANT
2.08	.082	17.00	.669	8	3	862.1-0208-017A1-GM	☆	☆	☆	☆	☆	3.00	.118	73.00	2.874	22.00	.866	0.38	.014	140°	COROMANT
2.08	.082	25.30	.996	12	3	862.1-0208-025A1-GM	☆	☆	☆	☆	☆	3.00	.118	73.00	2.874	32.00	1.259	0.38	.014	140°	COROMANT
2.10	.083	17.20	.677	8	3	862.1-0210-017A1-GM	☆	☆	☆	☆	☆	3.00	.118	73.00	2.874	22.00	.866	0.38	.015	140°	COROMANT
2.10	.083	25.60	1.008	12	3	862.1-0210-025A1-GM	☆	☆	☆	☆	☆	3.00	.118	73.00	2.874	32.00	1.259	0.38	.015	140°	COROMANT
2.15	.085	17.60	.693	8	3	862.1-0215-017A1-GM	☆	☆	☆	☆	☆	3.00	.118	73.00	2.874	22.00	.866	0.39	.015	140°	COROMANT
2.15	.085	26.20	1.032	12	3	862.1-0215-026A1-GM	☆	☆	☆	☆	☆	3.00	.118	73.00	2.874	32.00	1.259	0.39	.015	140°	COROMANT
2.18	.086	17.80	.701	8	3	862.1-0218-017A1-GM	☆	☆	☆	☆	☆	3.00	.118	73.00	2.874	22.00	.866	0.40	.015	140°	COROMANT
2.18	.086	26.60	1.047	12	3	862.1-0218-026A1-GM	☆	☆	☆	☆	☆	3.00	.118	73.00	2.874	32.00	1.259	0.40	.015	140°	COROMANT
2.20	.087	18.00	.709	8	3	862.1-0220-018A1-GM	☆	☆	☆	☆	☆	3.00	.118	73.00	2.874	22.00	.866	0.40	.015	140°	COROMANT
2.20	.087	26.80	1.055	12	3	862.1-0220-026A1-GM	☆	☆	☆	☆	☆	3.00	.118	73.00	2.874	32.00	1.259	0.40	.015	140°	COROMANT
2.25	.089	18.40	.724	8	3	862.1-0225-018A1-GM	☆	☆	☆	☆	☆	3.00	.118	78.00	3.070	25.00	.984	0.41	.016	140°	COROMANT
2.25	.089	27.40	1.079	12	3	862.1-0225-027A1-GM	☆	☆	☆	☆	☆	3.00	.118	78.00	3.070	36.00	1.417	0.41	.016	140°	COROMANT
2.26	.089	18.50	.728	8	3	862.1-0226-018A1-GM	☆	☆	☆	☆	☆	3.00	.118	78.00	3.070	25.00	.984	0.41	.016	140°	COROMANT
2.26	.089	27.50	1.083	12	3	862.1-0226-027A1-GM	☆	☆	☆	☆	☆	3.00	.118	78.00	3.070	36.00	1.417	0.41	.016	140°	COROMANT
2.30	.091	18.80	.740	8	3	862.1-0230-018A1-GM	☆	☆	☆	☆	☆	3.00	.118	78.00	3.070	25.00	.984	0.42	.016	140°	COROMANT
2.30	.091	28.00	1.102	12	3	862.1-0230-028A1-GM	☆	☆	☆	☆	☆	3.00	.118	78.00	3.070	36.00	1.417	0.42	.016	140°	COROMANT
2.38	.094	19.50	.768	8	3	862.1-0238-019A1-GM	☆	☆	☆	☆	☆	3.00	.118	78.00	3.070	25.00	.984	0.43	.017	140°	COROMANT
2.38	.094	29.00	1.142	12	3	862.1-0238-029A1-GM	☆	☆	☆	☆	☆	3.00	.118	78.00	3.070	36.00	1.417	0.43	.017	140°	COROMANT
2.40	.094	19.60	.772	8	3	862.1-0240-019A1-GM	☆	☆	☆	☆	☆	3.00	.118	78.00	3.070	25.00	.984	0.44	.017	140°	COROMANT
2.40	.094	29.20	1.150	12	3	862.1-0240-029A1-GM	☆	☆	☆	☆	☆	3.00	.118	78.00	3.070	36.00	1.417	0.44	.017	140°	COROMANT
2.44	.096	20.00	.787	8	3	862.1-0244-020A1-GM	☆	☆	☆	☆	☆	3.00	.118	78.00	3.070	25.00	.984	0.44	.017	140°	COROMANT
2.44	.096	29.70	1.169	12	3	862.1-0244-029A1-GM	☆	☆	☆	☆	☆	3.00	.118	78.00	3.070	36.00	1.417	0.44	.017	140°	COROMANT
2.50	.098	20.50	.807	8	3	862.1-0250-020A1-GM	☆	☆	☆	☆	☆	3.00	.118	78.00	3.070	25.00	.984	0.45	.017	140°	COROMANT
2.50	.098	30.50	1.201	12	3	862.1-0250-030A1-GM	☆	☆	☆	☆	☆	3.00	.118	78.00	3.070	36.00	1.417	0.45	.017	140°	COROMANT
2.58	.102	21.10	.831	8	3	862.1-0258-021A1-GM	☆	☆	☆	☆	☆	3.00	.118	84.00	3.307	27.00	1.062	0.47	.018	140°	COROMANT
2.58	.102	31.40	1.236	12	3	862.1-0258-031A1-GM	☆	☆	☆	☆	☆	3.00	.118	84.00	3.307	38.00	1.496	0.47	.018	140°	COROMANT
2.60	.102	21.30	.839	8	3	862.1-0260-021A1-GM	☆	☆	☆	☆	☆	3.00	.118	84.00	3.307	27.00	1.062	0.47	.018	140°	COROMANT
2.60	.102	31.70	1.248	12	3	862.1-0260-031A1-GM	☆	☆	☆	☆	☆	3.00	.118	84.00	3.307	38.00	1.496	0.47	.018	140°	COROMANT
2.64	.104	21.60	.850	8	3	862.1-0264-021A1-GM	☆	☆	☆	☆	☆	3.00	.118	84.00	3.307	27.00	1.062	0.48	.018	140°	COROMANT
2.64	.104	32.20	1.268	12	3	862.1-0264-032A1-GM	☆	☆	☆	☆	☆	3.00	.118	84.00	3.307	38.00	1.496	0.48	.018	140°	COROMANT
2.70	.106	22.10	.870	8	3	862.1-0270-022A1-GM	☆	☆	☆	☆	☆	3.00	.118	84.00	3.307	27.00	1.062	0.49	.019	140°	COROMANT
2.70	.106	32.90	1.295	12	3	862.1-0270-032A1-GM	☆	☆	☆	☆	☆	3.00	.118	84.00	3.307	38.00	1.496	0.49	.019	140°	COROMANT
2.71	.107	22.20	.874	8	3	862.1-0271-022A1-GM	☆	☆	☆	☆	☆	3.00	.118	84.00	3.307	30.00	1.181	0.49	.019	140°	COROMANT
2.71	.107	33.00	1.299	12	3	862.1-0271-033A1-GM	☆	☆	☆	☆	☆	3.00	.118	84.00	3.307	42.00	1.653	0.49	.019	140°	COROMANT
2.80	.110	22.90	.902	8	3	862.1-0280-022A1-GM	☆	☆	☆	☆	☆	3.00	.118	84.00	3.307	30.00	1.181	0.51	.020	140°	COROMANT
2.80	.110	34.10	1.343	12	3	862.1-0280-034A1-GM	☆	☆	☆	☆	☆	3.00	.118	84.00	3.307	42.00	1.653	0.51	.020	140°	COROMANT
2.82	.111	23.10	.909	8	3	862.1-0282-023A1-GM	☆	☆	☆	☆	☆	3.00	.118	84.00	3.307	30.00	1.181	0.51	.020	140°	COROMANT
2.82	.111	34.40	1.354	12	3	862.1-0282-034A1-GM	☆	☆	☆	☆	☆	3.00	.118	84.00	3.307	42.00	1.653	0.51	.020	140°	COROMANT

O5 K228 K252 Q1 Q35

Broca de metal duro integral CoroDrill® 862

Mango HA

Suministro de refrigerante interior

TCHA H9
CNSC 1

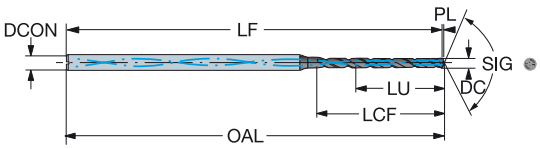

DC	DC"	LU	LU"	ULDR	CZC_{MS}	Código de pedido	P GC34	M GC34	K GC34	N GC34	S GC34	Dimensiones, mm, pulg. DCON	DCON"	OAL	OAL"	LCF	LCF"	PL	PL"	SIG	BSG
2.87	.113	23.50	.925	8	3	**862.1-0287-023A1-GM**	☆	☆	☆	☆	☆	3.00	.118	84.00	3.307	30.00	1.181	0.52	.020	140°	COROMANT
2.87	.113	35.00	1.378	12	3	**862.1-0287-034A1-GM**	☆	☆	☆	☆	☆	3.00	.118	84.00	3.307	42.00	1.653	0.52	.020	140°	COROMANT
2.90	.114	23.70	.933	8	3	**862.1-0290-023A1-GM**	☆	☆	☆	☆	☆	3.00	.118	84.00	3.307	30.00	1.181	0.53	.020	140°	COROMANT
2.90	.114	35.30	1.390	12	3	**862.1-0290-035A1-GM**	☆	☆	☆	☆	☆	3.00	.118	84.00	3.307	42.00	1.653	0.53	.020	140°	COROMANT
2.95	.116	24.10	.949	8	3	**862.1-0295-024A1-GM**	☆	☆	☆	☆	☆	3.00	.118	84.00	3.307	30.00	1.181	0.54	.021	140°	COROMANT
2.95	.116	35.90	1.413	12	3	**862.1-0295-035A1-GM**	☆	☆	☆	☆	☆	3.00	.118	84.00	3.307	42.00	1.653	0.54	.021	140°	COROMANT

O5 K228 K252 Q1 Q35

Broca de metal duro integral CoroDrill® 460

Mango HA

Suministro de refrigerante interior

TCHA H9
CNSC 1

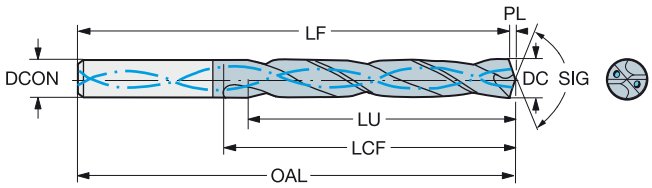

DC	DC"	LU	LU"	ULDR	CZC_{MS}	Código de pedido	P GC34	M GC34	K GC34	N GC34	S GC34	H GC34	Dimensiones, mm, pulg. DCON	DCON"	OAL	OAL"	LCF	LCF"	PL	PL"	SIG	BSG
3.00	.118	9.50	.374	3	6	460.1-0300-009A1-XM	☆	☆	☆	☆	☆	☆	6.00	.236	62.00	2.440	20.00	.787	0.55	.021	140°	DIN 6537 K
3.00	.118	15.50	.610	5	6	460.1-0300-015A1-XM	☆	☆	☆	☆	☆	☆	6.00	.236	66.00	2.598	28.00	1.102	0.55	.021	140°	DIN 6537 L
3.00	.118	24.50	.965	8	6	460.1-0300-023A1-XM	☆	☆	☆	☆	☆	☆	6.00	.236	79.00	3.110	37.00	1.456	0.55	.021	140°	COROMANT
3.10	.122	9.90	.390	3	6	460.1-0310-009A1-XM	☆	☆	☆	☆	☆	☆	6.00	.236	62.00	2.440	20.00	.787	0.56	.022	140°	DIN 6537 K
3.10	.122	16.10	.634	5	6	460.1-0310-016A1-XM	☆	☆	☆	☆	☆	☆	6.00	.236	66.00	2.598	28.00	1.102	0.56	.022	140°	DIN 6537 L
3.10	.122	25.40	1.000	8	6	460.1-0310-023A1-XM	☆	☆	☆	☆	☆	☆	6.00	.236	79.00	3.110	37.00	1.456	0.56	.022	140°	COROMANT
3.18	.125	10.10	.398	3	6	460.1-0318-010A1-XM	☆	☆	☆	☆	☆	☆	6.00	.236	62.00	2.440	20.00	.787	0.58	.022	140°	DIN 6537 K
3.18	.125	16.50	.650	5	6	460.1-0318-016A1-XM	☆	☆	☆	☆	☆	☆	6.00	.236	66.00	2.598	28.00	1.102	0.58	.022	140°	DIN 6537 L
3.18	.125	26.00	1.024	8	6	460.1-0318-024A1-XM	☆	☆	☆	☆	☆	☆	6.00	.236	79.00	3.110	37.00	1.456	0.58	.022	140°	COROMANT
3.20	.126	10.20	.402	3	6	460.1-0320-010A1-XM	☆	☆	☆	☆	☆	☆	6.00	.236	62.00	2.440	20.00	.787	0.58	.022	140°	DIN 6537 K
3.20	.126	16.60	.654	5	6	460.1-0320-016A1-XM	☆	☆	☆	☆	☆	☆	6.00	.236	66.00	2.598	28.00	1.102	0.58	.022	140°	DIN 6537 L
3.20	.126	26.20	1.032	8	6	460.1-0320-024A1-XM	☆	☆	☆	☆	☆	☆	6.00	.236	79.00	3.110	37.00	1.456	0.58	.022	140°	COROMANT
3.30	.130	10.50	.413	3	6	460.1-0330-010A1-XM	☆	☆	☆	☆	☆	☆	6.00	.236	62.00	2.440	20.00	.787	0.60	.023	140°	DIN 6537 K
3.30	.130	17.10	.673	5	6	460.1-0330-017A1-XM	☆	☆	☆	☆	☆	☆	6.00	.236	66.00	2.598	28.00	1.102	0.60	.023	140°	DIN 6537 L
3.30	.130	27.00	1.063	8	6	460.1-0330-025A1-XM	☆	☆	☆	☆	☆	☆	6.00	.236	79.00	3.110	37.00	1.456	0.60	.023	140°	COROMANT
3.40	.134	10.80	.425	3	6	460.1-0340-010A1-XM	☆	☆	☆	☆	☆	☆	6.00	.236	62.00	2.440	20.00	.787	0.62	.024	140°	DIN 6537 K
3.40	.134	17.60	.693	5	6	460.1-0340-017A1-XM	☆	☆	☆	☆	☆	☆	6.00	.236	66.00	2.598	28.00	1.102	0.62	.024	140°	DIN 6537 L
3.40	.134	27.80	1.094	8	6	460.1-0340-026A1-XM	☆	☆	☆	☆	☆	☆	6.00	.236	79.00	3.110	37.00	1.456	0.62	.024	140°	COROMANT
3.50	.138	11.10	.437	3	6	460.1-0350-011A1-XM	☆	☆	☆	☆	☆	☆	6.00	.236	62.00	2.440	20.00	.787	0.64	.025	140°	DIN 6537 K
3.50	.138	18.10	.713	5	6	460.1-0350-018A1-XM	☆	☆	☆	☆	☆	☆	6.00	.236	66.00	2.598	28.00	1.102	0.64	.025	140°	DIN 6537 L
3.50	.138	28.60	1.126	8	6	460.1-0350-026A1-XM	☆	☆	☆	☆	☆	☆	6.00	.236	79.00	3.110	37.00	1.456	0.64	.025	140°	COROMANT
3.57	.141	11.40	.449	3	6	460.1-0357-011A1-XM	☆	☆	☆	☆	☆	☆	6.00	.236	62.00	2.440	20.00	.787	0.65	.025	140°	DIN 6537 K
3.57	.141	18.50	.728	5	6	460.1-0357-018A1-XM	☆	☆	☆	☆	☆	☆	6.00	.236	66.00	2.598	28.00	1.102	0.65	.025	140°	DIN 6537 L
3.57	.141	29.20	1.150	8	6	460.1-0357-027A1-XM	☆	☆	☆	☆	☆	☆	6.00	.236	79.00	3.110	37.00	1.456	0.65	.025	140°	COROMANT
3.60	.142	11.50	.453	3	6	460.1-0360-011A1-XM	☆	☆	☆	☆	☆	☆	6.00	.236	62.00	2.440	20.00	.787	0.66	.025	140°	DIN 6537 K
3.60	.142	18.70	.736	5	6	460.1-0360-018A1-XM	☆	☆	☆	☆	☆	☆	6.00	.236	66.00	2.598	28.00	1.102	0.66	.025	140°	DIN 6537 L
3.70	.146	11.80	.465	3	6	460.1-0370-011A1-XM	☆	☆	☆	☆	☆	☆	6.00	.236	62.00	2.440	20.00	.787	0.67	.026	140°	DIN 6537 K
3.70	.146	19.20	.756	5	6	460.1-0370-019A1-XM	☆	☆	☆	☆	☆	☆	6.00	.236	66.00	2.598	28.00	1.102	0.67	.026	140°	DIN 6537 L
3.70	.146	30.30	1.193	8	6	460.1-0370-028A1-XM	☆	☆	☆	☆	☆	☆	6.00	.236	79.00	3.110	37.00	1.456	0.67	.026	140°	COROMANT
3.80	.150	12.10	.476	3	6	460.1-0380-011A1-XM	☆	☆	☆	☆	☆	☆	6.00	.236	66.00	2.598	24.00	.944	0.69	.027	140°	DIN 6537 K
3.80	.150	19.70	.776	5	6	460.1-0380-019A1-XM	☆	☆	☆	☆	☆	☆	6.00	.236	74.00	2.913	36.00	1.417	0.69	.027	140°	DIN 6537 L
3.80	.150	31.10	1.224	8	6	460.1-0380-029A1-XM	☆	☆	☆	☆	☆	☆	6.00	.236	90.00	3.543	48.00	1.889	0.69	.027	140°	COROMANT
3.90	.154	12.40	.488	3	6	460.1-0390-012A1-XM	☆	☆	☆	☆	☆	☆	6.00	.236	66.00	2.598	24.00	.944	0.71	.027	140°	DIN 6537 K
3.90	.154	20.20	.795	5	6	460.1-0390-020A1-XM	☆	☆	☆	☆	☆	☆	6.00	.236	74.00	2.913	36.00	1.417	0.71	.027	140°	DIN 6537 L
3.97	.156	12.60	.496	3	6	460.1-0397-012A1-XM	☆	☆	☆	☆	☆	☆	6.00	.236	66.00	2.598	24.00	.944	0.72	.028	140°	DIN 6537 K
3.97	.156	20.60	.811	5	6	460.1-0397-020A1-XM	☆	☆	☆	☆	☆	☆	6.00	.236	74.00	2.913	36.00	1.417	0.72	.028	140°	DIN 6537 L
3.97	.156	32.50	1.280	8	6	460.1-0397-030A1-XM	☆	☆	☆	☆	☆	☆	6.00	.236	90.00	3.543	48.00	1.889	0.72	.028	140°	COROMANT
4.00	.157	12.70	.500	3	6	460.1-0400-012A1-XM	☆	☆	☆	☆	☆	☆	6.00	.236	66.00	2.598	24.00	.944	0.73	.028	140°	DIN 6537 K
4.00	.157	20.70	.815	5	6	460.1-0400-020A1-XM	☆	☆	☆	☆	☆	☆	6.00	.236	74.00	2.913	36.00	1.417	0.73	.028	140°	DIN 6537 L
4.00	.157	32.70	1.287	8	6	460.1-0400-030A1-XM	☆	☆	☆	☆	☆	☆	6.00	.236	90.00	3.543	48.00	1.889	0.73	.028	140°	COROMANT
4.05	.159	12.90	.508	3	6	460.1-0405-012A1-XM	☆	☆	☆	☆	☆	☆	6.00	.236	66.00	2.598	24.00	.944	0.74	.029	140°	DIN 6537 K
4.05	.159	21.00	.827	5	6	460.1-0405-020A1-XM	☆	☆	☆	☆	☆	☆	6.00	.236	74.00	2.913	36.00	1.417	0.74	.029	140°	DIN 6537 L
4.10	.161	13.00	.512	3	6	460.1-0410-012A1-XM	☆	☆	☆	☆	☆	☆	6.00	.236	66.00	2.598	24.00	.944	0.75	.029	140°	DIN 6537 K
4.10	.161	21.20	.835	5	6	460.1-0410-021A1-XM	☆	☆	☆	☆	☆	☆	6.00	.236	74.00	2.913	36.00	1.417	0.75	.029	140°	DIN 6537 L
4.10	.161	33.50	1.319	8	6	460.1-0410-031A1-XM	☆	☆	☆	☆	☆	☆	6.00	.236	90.00	3.543	48.00	1.889	0.75	.029	140°	COROMANT
4.20	.165	13.40	.528	3	6	460.1-0420-013A1-XM	☆	☆	☆	☆	☆	☆	6.00	.236	66.00	2.598	24.00	.944	0.76	.030	140°	DIN 6537 K
4.20	.165	21.80	.858	5	6	460.1-0420-021A1-XM	☆	☆	☆	☆	☆	☆	6.00	.236	74.00	2.913	36.00	1.417	0.76	.030	140°	DIN 6537 L
4.20	.165	34.40	1.354	8	6	460.1-0420-032A1-XM	☆	☆	☆	☆	☆	☆	6.00	.236	90.00	3.543	48.00	1.889	0.76	.030	140°	COROMANT

O5 Q5 K230 K252 Q1 Q35

Broca de metal duro integral CoroDrill® 460

Mango HA

Suministro de refrigerante interior

TCHA H9
CNSC 1

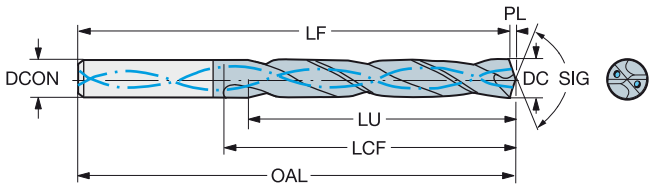

							P	M	K	N	S	H	Dimensiones, mm, pulg.									
DC	DC"	LU	LU"	ULDR	CZC_{MS}	Código de pedido	GC34	GC34	GC34	GC34	GC34	GC34	DCON	DCON"	OAL	OAL"	LCF	LCF"	PL	PL"	SIG	BSG
4.30	.169	13.70	.539	3	6	460.1-0430-013A1-XM	☆	☆	☆	☆	☆	☆	6.00	.236	66.00	2.598	24.00	.944	0.78	.030	140°	DIN 6537 K
4.30	.169	22.30	.878	5	6	460.1-0430-022A1-XM	☆	☆	☆	☆	☆	☆	6.00	.236	74.00	2.913	36.00	1.417	0.78	.030	140°	DIN 6537 L
4.30	.169	35.20	1.386	8	6	460.1-0430-032A1-XM	☆	☆	☆	☆	☆	☆	6.00	.236	90.00	3.543	48.00	1.889	0.78	.030	140°	COROMANT
4.37	.172	13.90	.547	3	6	460.1-0437-013A1-XM	☆	☆	☆	☆	☆	☆	6.00	.236	66.00	2.598	24.00	.944	0.80	.031	140°	DIN 6537 K
4.37	.172	22.60	.890	5	6	460.1-0437-022A1-XM	☆	☆	☆	☆	☆	☆	6.00	.236	74.00	2.913	36.00	1.417	0.80	.031	140°	DIN 6537 L
4.40	.173	35.80	1.409	8	6	460.1-0437-033A1-XM	☆	☆	☆	☆	☆	☆	6.00	.236	90.00	3.543	48.00	1.889	0.80	.031	140°	COROMANT
4.40	.173	14.00	.551	3	6	460.1-0440-013A1-XM	☆	☆	☆	☆	☆	☆	6.00	.236	66.00	2.598	24.00	.944	0.80	.031	140°	DIN 6537 K
4.40	.173	22.80	.898	5	6	460.1-0440-022A1-XM	☆	☆	☆	☆	☆	☆	6.00	.236	74.00	2.913	36.00	1.417	0.80	.031	140°	DIN 6537 L
4.50	.177	14.30	.563	3	6	460.1-0450-014A1-XM	☆	☆	☆	☆	☆	☆	6.00	.236	66.00	2.598	24.00	.944	0.82	.032	140°	DIN 6537 K
4.50	.177	23.30	.917	5	6	460.1-0450-023A1-XM	☆	☆	☆	☆	☆	☆	6.00	.236	74.00	2.913	36.00	1.417	0.82	.032	140°	DIN 6537 L
4.50	.177	36.80	1.449	8	6	460.1-0450-034A1-XM	☆	☆	☆	☆	☆	☆	6.00	.236	90.00	3.543	48.00	1.889	0.82	.032	140°	COROMANT
4.60	.181	14.60	.575	3	6	460.1-0460-014A1-XM	☆	☆	☆	☆	☆	☆	6.00	.236	66.00	2.598	24.00	.944	0.84	.032	140°	DIN 6537 K
4.60	.181	23.80	.937	5	6	460.1-0460-023A1-XM	☆	☆	☆	☆	☆	☆	6.00	.236	74.00	2.913	36.00	1.417	0.84	.032	140°	DIN 6537 L
4.60	.181	37.60	1.480	8	6	460.1-0460-035A1-XM	☆	☆	☆	☆	☆	☆	6.00	.236	90.00	3.543	48.00	1.889	0.84	.032	140°	COROMANT
4.70	.185	15.00	.591	3	6	460.1-0470-014A1-XM	☆	☆	☆	☆	☆	☆	6.00	.236	66.00	2.598	24.00	.944	0.86	.033	140°	DIN 6537 K
4.70	.185	24.40	.961	5	6	460.1-0470-024A1-XM	☆	☆	☆	☆	☆	☆	6.00	.236	74.00	2.913	36.00	1.417	0.86	.033	140°	DIN 6537 L
4.70	.185	38.50	1.516	8	6	460.1-0470-035A1-XM	☆	☆	☆	☆	☆	☆	6.00	.236	90.00	3.543	48.00	1.889	0.86	.033	140°	COROMANT
4.76	.187	15.10	.594	3	6	460.1-0476-014A1-XM	☆	☆	☆	☆	☆	☆	6.00	.236	66.00	2.598	28.00	1.102	0.87	.034	140°	DIN 6537 K
4.76	.187	24.70	.972	5	6	460.1-0476-024A1-XM	☆	☆	☆	☆	☆	☆	6.00	.236	82.00	3.228	44.00	1.732	0.87	.034	140°	DIN 6537 L
4.76	.187	38.90	1.532	8	6	460.1-0476-036A1-XM	☆	☆	☆	☆	☆	☆	6.00	.236	104.00	4.094	62.00	2.440	0.87	.034	140°	COROMANT
4.80	.189	15.30	.602	3	6	460.1-0480-014A1-XM	☆	☆	☆	☆	☆	☆	6.00	.236	66.00	2.598	28.00	1.102	0.87	.034	140°	DIN 6537 K
4.80	.189	24.90	.980	5	6	460.1-0480-024A1-XM	☆	☆	☆	☆	☆	☆	6.00	.236	82.00	3.228	44.00	1.732	0.87	.034	140°	DIN 6537 L
4.80	.189	39.30	1.547	8	6	460.1-0480-036A1-XM	☆	☆	☆	☆	☆	☆	6.00	.236	104.00	4.094	62.00	2.440	0.87	.034	140°	COROMANT
4.90	.193	15.60	.614	3	6	460.1-0490-015A1-XM	☆	☆	☆	☆	☆	☆	6.00	.236	66.00	2.598	28.00	1.102	0.89	.035	140°	DIN 6537 K
4.90	.193	25.40	1.000	5	6	460.1-0490-025A1-XM	☆	☆	☆	☆	☆	☆	6.00	.236	82.00	3.228	44.00	1.732	0.89	.035	140°	DIN 6537 L
5.00	.197	15.90	.626	3	6	460.1-0500-015A1-XM	☆	☆	☆	☆	☆	☆	6.00	.236	66.00	2.598	28.00	1.102	0.91	.035	140°	DIN 6537 K
5.00	.197	25.90	1.020	5	6	460.1-0500-025A1-XM	☆	☆	☆	☆	☆	☆	6.00	.236	82.00	3.228	44.00	1.732	0.91	.035	140°	DIN 6537 L
5.00	.197	40.90	1.610	8	6	460.1-0500-038A1-XM	☆	☆	☆	☆	☆	☆	6.00	.236	104.00	4.094	62.00	2.440	0.91	.035	140°	COROMANT
5.00	.197	41.70	1.642	8	6	460.1-0510-038A1-XM	☆	☆	☆	☆	☆	☆	6.00	.236	104.00	4.094	62.00	2.440	0.91	.035	140°	COROMANT
5.05	.199	16.10	.634	3	6	460.1-0505-015A1-XM	☆	☆	☆	☆	☆	☆	6.00	.236	66.00	2.598	28.00	1.102	0.92	.036	140°	DIN 6537 K
5.05	.199	26.20	1.032	5	6	460.1-0505-025A1-XM	☆	☆	☆	☆	☆	☆	6.00	.236	82.00	3.228	44.00	1.732	0.92	.036	140°	DIN 6537 L
5.10	.201	16.20	.638	3	6	460.1-0510-015A1-XM	☆	☆	☆	☆	☆	☆	6.00	.236	66.00	2.598	28.00	1.102	0.93	.036	140°	DIN 6537 K
5.10	.201	26.40	1.039	5	6	460.1-0510-026A1-XM	☆	☆	☆	☆	☆	☆	6.00	.236	82.00	3.228	44.00	1.732	0.93	.036	140°	DIN 6537 L
5.16	.203	16.40	.646	3	6	460.1-0516-016A1-XM	☆	☆	☆	☆	☆	☆	6.00	.236	66.00	2.598	28.00	1.102	0.94	.036	140°	DIN 6537 K
5.16	.203	26.70	1.051	5	6	460.1-0516-026A1-XM	☆	☆	☆	☆	☆	☆	6.00	.236	82.00	3.228	44.00	1.732	0.94	.036	140°	DIN 6537 L
5.16	.203	42.20	1.661	8	6	460.1-0516-039A1-XM	☆	☆	☆	☆	☆	☆	6.00	.236	104.00	4.094	62.00	2.440	0.94	.036	140°	COROMANT
5.20	.205	16.50	.650	3	6	460.1-0520-016A1-XM	☆	☆	☆	☆	☆	☆	6.00	.236	66.00	2.598	28.00	1.102	0.95	.037	140°	DIN 6537 K
5.20	.205	26.90	1.059	5	6	460.1-0520-026A1-XM	☆	☆	☆	☆	☆	☆	6.00	.236	82.00	3.228	44.00	1.732	0.95	.037	140°	DIN 6537 L
5.20	.205	42.50	1.673	8	6	460.1-0520-039A1-XM	☆	☆	☆	☆	☆	☆	6.00	.236	104.00	4.094	62.00	2.440	0.95	.037	140°	COROMANT
5.50	.217	17.50	.689	3	6	460.1-0550-017A1-XM	☆	☆	☆	☆	☆	☆	6.00	.236	66.00	2.598	28.00	1.102	1.00	.039	140°	DIN 6537 K
5.50	.217	28.50	1.122	5	6	460.1-0550-028A1-XM	☆	☆	☆	☆	☆	☆	6.00	.236	82.00	3.228	44.00	1.732	1.00	.039	140°	DIN 6537 L
5.50	.217	45.00	1.772	8	6	460.1-0550-041A1-XM	☆	☆	☆	☆	☆	☆	6.00	.236	104.00	4.094	62.00	2.440	1.00	.039	140°	COROMANT
5.56	.219	17.70	.697	3	6	460.1-0556-017A1-XM	☆	☆	☆	☆	☆	☆	6.00	.236	66.00	2.598	28.00	1.102	1.01	.039	140°	DIN 6537 K
5.56	.219	28.80	1.134	5	6	460.1-0556-028A1-XM	☆	☆	☆	☆	☆	☆	6.00	.236	82.00	3.228	44.00	1.732	1.01	.039	140°	DIN 6537 L
5.56	.219	45.50	1.791	8	6	460.1-0556-042A1-XM	☆	☆	☆	☆	☆	☆	6.00	.236	104.00	4.094	62.00	2.440	1.01	.039	140°	COROMANT
5.60	.220	17.80	.701	3	6	460.1-0560-017A1-XM	☆	☆	☆	☆	☆	☆	6.00	.236	66.00	2.598	28.00	1.102	1.02	.040	140°	DIN 6537 K
5.60	.220	29.00	1.142	5	6	460.1-0560-028A1-XM	☆	☆	☆	☆	☆	☆	6.00	.236	82.00	3.228	44.00	1.732	1.02	.040	140°	DIN 6537 L

O5 Q5 K230 K252 Q1 Q35

Broca de metal duro integral CoroDrill® 460

Mango HA

Suministro de refrigerante interior

TCHA H9
CNSC 1

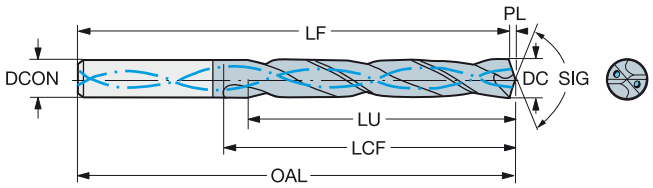

												Dimensiones, mm, pulg.									
DC	DC"	LU	LU"	ULDR	CZC_{MS}	Código de pedido	GC34	GC34	GC34	GC34	GC34	GC34	DCON	DCON"	OAL	OAL"	LCF	LCF"	PL	PL"	SIG	BSG
5.70	.224	18.10	.713	3	6	460.1-0570-017A1-XM	☆	☆	☆	☆	☆	☆	6.00	.236	66.00	2.598	28.00	1.102	1.04	.040	140°	DIN 6537 K
5.70	.224	29.50	1.161	5	6	460.1-0570-029A1-XM	☆	☆	☆	☆	☆	☆	6.00	.236	82.00	3.228	44.00	1.732	1.04	.040	140°	DIN 6537 L
5.70	.224	46.60	1.835	8	6	460.1-0570-043A1-XM	☆	☆	☆	☆	☆	☆	6.00	.236	104.00	4.094	62.00	2.440	1.04	.040	140°	COROMANT
5.80	.228	18.50	.728	3	6	460.1-0580-017A1-XM	☆	☆	☆	☆	☆	☆	6.00	.236	66.00	2.598	28.00	1.102	1.06	.041	140°	DIN 6537 K
5.80	.228	30.10	1.185	5	6	460.1-0580-029A1-XM	☆	☆	☆	☆	☆	☆	6.00	.236	82.00	3.228	44.00	1.732	1.06	.041	140°	DIN 6537 L
5.80	.228	47.50	1.870	8	6	460.1-0580-044A1-XM	☆	☆	☆	☆	☆	☆	6.00	.236	104.00	4.094	62.00	2.440	1.06	.041	140°	COROMANT
5.95	.234	18.90	.744	3	6	460.1-0595-018A1-XM	☆	☆	☆	☆	☆	☆	6.00	.236	66.00	2.598	28.00	1.102	1.08	.042	140°	DIN 6537 K
5.95	.234	30.80	1.213	5	6	460.1-0595-030A1-XM	☆	☆	☆	☆	☆	☆	6.00	.236	82.00	3.228	44.00	1.732	1.08	.042	140°	DIN 6537 L
5.95	.234	48.70	1.917	8	6	460.1-0595-045A1-XM	☆	☆	☆	☆	☆	☆	6.00	.236	104.00	4.094	62.00	2.440	1.08	.042	140°	COROMANT
6.00	.236	19.10	.752	3	6	460.1-0600-018A1-XM	☆	☆	☆	☆	☆	☆	6.00	.236	66.00	2.598	28.00	1.102	1.09	.042	140°	DIN 6537 K
6.00	.236	31.10	1.224	5	6	460.1-0600-030A1-XM	☆	☆	☆	☆	☆	☆	6.00	.236	82.00	3.228	44.00	1.732	1.09	.042	140°	DIN 6537 L
6.00	.236	49.10	1.933	8	6	460.1-0600-045A1-XM	☆	☆	☆	☆	☆	☆	6.00	.236	104.00	4.094	62.00	2.440	1.09	.042	140°	COROMANT
6.05	.238	19.30	.760	3	8	460.1-0605-018A1-XM	☆	☆	☆	☆	☆	☆	8.00	.314	79.00	3.110	34.00	1.338	1.10	.043	140°	DIN 6537 K
6.05	.238	31.40	1.236	5	8	460.1-0605-030A1-XM	☆	☆	☆	☆	☆	☆	8.00	.314	91.00	3.582	53.00	2.086	1.10	.043	140°	DIN 6537 L
6.10	.240	19.40	.764	3	8	460.1-0610-018A1-XM	☆	☆	☆	☆	☆	☆	8.00	.314	79.00	3.110	34.00	1.338	1.11	.043	140°	DIN 6537 K
6.10	.240	31.60	1.244	5	8	460.1-0610-031A1-XM	☆	☆	☆	☆	☆	☆	8.00	.314	91.00	3.582	53.00	2.086	1.11	.043	140°	DIN 6537 L
6.10	.240	49.90	1.965	8	8	460.1-0610-046A1-XM	☆	☆	☆	☆	☆	☆	8.00	.314	126.00	4.960	84.00	3.307	1.11	.043	140°	COROMANT
6.20	.244	19.70	.776	3	8	460.1-0620-019A1-XM	☆	☆	☆	☆	☆	☆	8.00	.314	79.00	3.110	34.00	1.338	1.13	.044	140°	DIN 6537 K
6.20	.244	32.10	1.264	5	8	460.1-0620-031A1-XM	☆	☆	☆	☆	☆	☆	8.00	.314	91.00	3.582	53.00	2.086	1.13	.044	140°	DIN 6537 L
6.20	.244	50.70	1.996	8	8	460.1-0620-047A1-XM	☆	☆	☆	☆	☆	☆	8.00	.314	126.00	4.960	84.00	3.307	1.13	.044	140°	COROMANT
6.30	.248	20.00	.787	3	8	460.1-0630-019A1-XM	☆	☆	☆	☆	☆	☆	8.00	.314	79.00	3.110	34.00	1.338	1.15	.045	140°	DIN 6537 K
6.30	.248	32.60	1.283	5	8	460.1-0630-032A1-XM	☆	☆	☆	☆	☆	☆	8.00	.314	91.00	3.582	53.00	2.086	1.15	.045	140°	DIN 6537 L
6.35	.250	20.20	.795	3	8	460.1-0635-019A1-XM	☆	☆	☆	☆	☆	☆	8.00	.314	79.00	3.110	34.00	1.338	1.16	.045	140°	DIN 6537 K
6.35	.250	32.90	1.295	5	8	460.1-0635-032A1-XM	☆	☆	☆	☆	☆	☆	8.00	.314	91.00	3.582	53.00	2.086	1.16	.045	140°	DIN 6537 L
6.35	.250	52.00	2.047	8	8	460.1-0635-048A1-XM	☆	☆	☆	☆	☆	☆	8.00	.314	126.00	4.960	84.00	3.307	1.16	.045	140°	COROMANT
6.40	.252	20.40	.803	3	8	460.1-0640-019A1-XM	☆	☆	☆	☆	☆	☆	8.00	.314	79.00	3.110	34.00	1.338	1.16	.045	140°	DIN 6537 K
6.40	.252	33.20	1.307	5	8	460.1-0640-032A1-XM	☆	☆	☆	☆	☆	☆	8.00	.314	91.00	3.582	53.00	2.086	1.16	.045	140°	DIN 6537 L
6.50	.256	20.70	.815	3	8	460.1-0650-020A1-XM	☆	☆	☆	☆	☆	☆	8.00	.314	79.00	3.110	34.00	1.338	1.18	.046	140°	DIN 6537 K
6.50	.256	33.70	1.327	5	8	460.1-0650-033A1-XM	☆	☆	☆	☆	☆	☆	8.00	.314	91.00	3.582	53.00	2.086	1.18	.046	140°	DIN 6537 L
6.50	.256	53.20	2.094	8	8	460.1-0650-049A1-XM	☆	☆	☆	☆	☆	☆	8.00	.314	126.00	4.960	84.00	3.307	1.18	.046	140°	COROMANT
6.60	.260	21.00	.827	3	8	460.1-0660-020A1-XM	☆	☆	☆	☆	☆	☆	8.00	.314	79.00	3.110	34.00	1.338	1.20	.047	140°	DIN 6537 K
6.60	.260	34.20	1.346	5	8	460.1-0660-033A1-XM	☆	☆	☆	☆	☆	☆	8.00	.314	91.00	3.582	53.00	2.086	1.20	.047	140°	DIN 6537 L
6.60	.260	54.00	2.126	8	8	460.1-0660-050A1-XM	☆	☆	☆	☆	☆	☆	8.00	.314	126.00	4.960	84.00	3.307	1.20	.047	140°	COROMANT
6.70	.264	21.30	.839	3	8	460.1-0670-020A1-XM	☆	☆	☆	☆	☆	☆	8.00	.314	79.00	3.110	34.00	1.338	1.22	.047	140°	DIN 6537 K
6.70	.264	34.70	1.366	5	8	460.1-0670-034A1-XM	☆	☆	☆	☆	☆	☆	8.00	.314	91.00	3.582	53.00	2.086	1.22	.047	140°	DIN 6537 L
6.70	.264	54.80	2.157	8	8	460.1-0670-050A1-XM	☆	☆	☆	☆	☆	☆	8.00	.314	126.00	4.960	84.00	3.307	1.22	.047	140°	COROMANT
6.75	.266	21.50	.846	3	8	460.1-0675-020A1-XM	☆	☆	☆	☆	☆	☆	8.00	.314	79.00	3.110	34.00	1.338	1.23	.048	140°	DIN 6537 K
6.75	.266	35.00	1.378	5	8	460.1-0675-034A1-XM	☆	☆	☆	☆	☆	☆	8.00	.314	91.00	3.582	53.00	2.086	1.23	.048	140°	DIN 6537 L
6.75	.266	55.20	2.173	8	8	460.1-0675-051A1-XM	☆	☆	☆	☆	☆	☆	8.00	.314	126.00	4.960	84.00	3.307	1.23	.048	140°	COROMANT
6.80	.268	21.60	.850	3	8	460.1-0680-020A1-XM	☆	☆	☆	☆	☆	☆	8.00	.314	79.00	3.110	34.00	1.338	1.24	.048	140°	DIN 6537 K
6.80	.268	35.20	1.386	5	8	460.1-0680-034A1-XM	☆	☆	☆	☆	☆	☆	8.00	.314	91.00	3.582	53.00	2.086	1.24	.048	140°	DIN 6537 L
6.80	.268	55.60	2.189	8	8	460.1-0680-051A1-XM	☆	☆	☆	☆	☆	☆	8.00	.314	126.00	4.960	84.00	3.307	1.24	.048	140°	COROMANT
6.90	.272	22.00	.866	3	8	460.1-0690-021A1-XM	☆	☆	☆	☆	☆	☆	8.00	.314	79.00	3.110	34.00	1.338	1.26	.049	140°	DIN 6537 K
6.90	.272	35.80	1.409	5	8	460.1-0690-035A1-XM	☆	☆	☆	☆	☆	☆	8.00	.314	91.00	3.582	53.00	2.086	1.26	.049	140°	DIN 6537 L
6.90	.272	56.50	2.224	8	8	460.1-0690-052A1-XM	☆	☆	☆	☆	☆	☆	8.00	.314	126.00	4.960	84.00	3.307	1.26	.049	140°	COROMANT
7.00	.276	22.30	.878	3	8	460.1-0700-021A1-XM	☆	☆	☆	☆	☆	☆	8.00	.314	79.00	3.110	34.00	1.338	1.27	.050	140°	DIN 6537 K
7.00	.276	36.30	1.429	5	8	460.1-0700-035A1-XM	☆	☆	☆	☆	☆	☆	8.00	.314	91.00	3.582	53.00	2.086	1.27	.050	140°	DIN 6537 L
7.00	.276	57.30	2.256	8	8	460.1-0700-053A1-XM	☆	☆	☆	☆	☆	☆	8.00	.314	126.00	4.960	84.00	3.307	1.27	.050	140°	COROMANT

O5 Q5 K230 K252 Q1 Q35

SANDVIK Coromant

Broca de metal duro integral CoroDrill® 460

Mango HA

Suministro de refrigerante interior

TCHA H9
CNSC 1

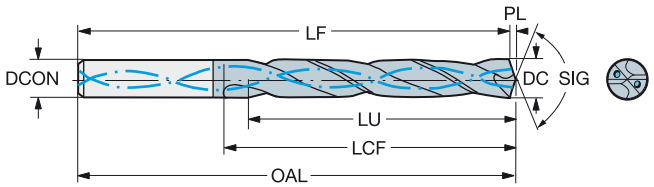

							P	M	K	N	S	H	Dimensiones, mm, pulg.										
DC	DC"	LU	LU"	ULDR	CZC_{MS}	Código de pedido	GC34	GC34	GC34	GC34	GC34	GC34	DCON	DCON"	OAL	OAL"	LCF	LCF"	PL	PL"	SIG	BSG
7.10	.280	22.60	.890	3	8	460.1-0710-021A1-XM	☆	☆	☆	☆	☆	☆	8.00	.314	79.00	3.110	41.00	1.614	1.29	.050	140°	DIN 6537 K
7.10	.280	36.80	1.449	5	8	460.1-0710-036A1-XM	☆	☆	☆	☆	☆	☆	8.00	.314	91.00	3.582	53.00	2.086	1.29	.050	140°	DIN 6537 L
7.14	.281	22.70	.894	3	8	460.1-0714-021A1-XM	☆	☆	☆	☆	☆	☆	8.00	.314	79.00	3.110	41.00	1.614	1.30	.051	140°	DIN 6537 K
7.14	.281	37.00	1.457	5	8	460.1-0714-036A1-XM	☆	☆	☆	☆	☆	☆	8.00	.314	91.00	3.582	53.00	2.086	1.30	.051	140°	DIN 6537 L
7.14	.281	58.40	2.299	8	8	460.1-0714-054A1-XM	☆	☆	☆	☆	☆	☆	8.00	.314	126.00	4.960	84.00	3.307	1.30	.051	140°	COROMANT
7.20	.283	58.90	2.319	8	8	460.1-0720-054A1-XM	☆	☆	☆	☆	☆	☆	8.00	.314	126.00	4.960	84.00	3.307	1.31	.051	140°	COROMANT
7.30	.287	23.20	.913	3	8	460.1-0730-022A1-XM	☆	☆	☆	☆	☆	☆	8.00	.314	79.00	3.110	41.00	1.614	1.33	.052	140°	DIN 6537 K
7.30	.287	37.80	1.488	5	8	460.1-0730-037A1-XM	☆	☆	☆	☆	☆	☆	8.00	.314	91.00	3.582	53.00	2.086	1.33	.052	140°	DIN 6537 L
7.40	.291	23.50	.925	3	8	460.1-0740-022A1-XM	☆	☆	☆	☆	☆	☆	8.00	.314	79.00	3.110	41.00	1.614	1.35	.053	140°	DIN 6537 K
7.40	.291	38.30	1.508	5	8	460.1-0740-037A1-XM	☆	☆	☆	☆	☆	☆	8.00	.314	91.00	3.582	53.00	2.086	1.35	.053	140°	DIN 6537 L
7.40	.291	60.50	2.382	8	8	460.1-0740-056A1-XM	☆	☆	☆	☆	☆	☆	8.00	.314	126.00	4.960	84.00	3.307	1.35	.053	140°	COROMANT
7.50	.295	23.90	.941	3	8	460.1-0750-023A1-XM	☆	☆	☆	☆	☆	☆	8.00	.314	79.00	3.110	41.00	1.614	1.36	.053	140°	DIN 6537 K
7.50	.295	38.90	1.532	5	8	460.1-0750-038A1-XM	☆	☆	☆	☆	☆	☆	8.00	.314	91.00	3.582	53.00	2.086	1.36	.053	140°	DIN 6537 L
7.50	.295	61.40	2.417	8	8	460.1-0750-056A1-XM	☆	☆	☆	☆	☆	☆	8.00	.314	126.00	4.960	84.00	3.307	1.36	.053	140°	COROMANT
7.54	.297	24.00	.945	3	8	460.1-0754-023A1-XM	☆	☆	☆	☆	☆	☆	8.00	.314	79.00	3.110	41.00	1.614	1.37	.054	140°	DIN 6537 K
7.54	.297	39.10	1.539	5	8	460.1-0754-038A1-XM	☆	☆	☆	☆	☆	☆	8.00	.314	91.00	3.582	53.00	2.086	1.37	.054	140°	DIN 6537 L
7.54	.297	61.70	2.429	8	8	460.1-0754-057A1-XM	☆	☆	☆	☆	☆	☆	8.00	.314	126.00	4.960	84.00	3.307	1.37	.054	140°	COROMANT
7.60	.299	24.20	.953	3	8	460.1-0760-023A1-XM	☆	☆	☆	☆	☆	☆	8.00	.314	79.00	3.110	41.00	1.614	1.38	.054	140°	DIN 6537 K
7.60	.299	39.40	1.551	5	8	460.1-0760-038A1-XM	☆	☆	☆	☆	☆	☆	8.00	.314	91.00	3.582	53.00	2.086	1.38	.054	140°	DIN 6537 L
7.60	.299	62.20	2.449	8	8	460.1-0760-057A1-XM	☆	☆	☆	☆	☆	☆	8.00	.314	126.00	4.960	84.00	3.307	1.38	.054	140°	COROMANT
7.70	.303	24.50	.965	3	8	460.1-0770-023A1-XM	☆	☆	☆	☆	☆	☆	8.00	.314	79.00	3.110	41.00	1.614	1.40	.055	140°	DIN 6537 K
7.70	.303	39.90	1.571	5	8	460.1-0770-039A1-XM	☆	☆	☆	☆	☆	☆	8.00	.314	91.00	3.582	53.00	2.086	1.40	.055	140°	DIN 6537 L
7.70	.303	63.00	2.480	8	8	460.1-0770-058A1-XM	☆	☆	☆	☆	☆	☆	8.00	.314	126.00	4.960	84.00	3.307	1.40	.055	140°	COROMANT
7.80	.307	24.80	.976	3	8	460.1-0780-023A1-XM	☆	☆	☆	☆	☆	☆	8.00	.314	79.00	3.110	41.00	1.614	1.42	.055	140°	DIN 6537 K
7.80	.307	40.40	1.591	5	8	460.1-0780-039A1-XM	☆	☆	☆	☆	☆	☆	8.00	.314	91.00	3.582	53.00	2.086	1.42	.055	140°	DIN 6537 L
7.80	.307	63.80	2.512	8	8	460.1-0780-059A1-XM	☆	☆	☆	☆	☆	☆	8.00	.314	126.00	4.960	84.00	3.307	1.42	.055	140°	COROMANT
7.90	.311	25.10	.988	3	8	460.1-0790-024A1-XM	☆	☆	☆	☆	☆	☆	8.00	.314	79.00	3.110	41.00	1.614	1.44	.056	140°	DIN 6537 K
7.90	.311	40.90	1.610	5	8	460.1-0790-040A1-XM	☆	☆	☆	☆	☆	☆	8.00	.314	91.00	3.582	53.00	2.086	1.44	.056	140°	DIN 6537 L
7.94	.313	25.30	.996	3	8	460.1-0794-024A1-XM	☆	☆	☆	☆	☆	☆	8.00	.314	79.00	3.110	41.00	1.614	1.44	.056	140°	DIN 6537 K
7.94	.313	41.10	1.618	5	8	460.1-0794-040A1-XM	☆	☆	☆	☆	☆	☆	8.00	.314	91.00	3.582	53.00	2.086	1.44	.056	140°	DIN 6537 L
7.94	.313	65.00	2.559	8	8	460.1-0794-060A1-XM	☆	☆	☆	☆	☆	☆	8.00	.314	126.00	4.960	84.00	3.307	1.44	.056	140°	COROMANT
8.00	.315	25.50	1.004	3	8	460.1-0800-024A1-XM	☆	☆	☆	☆	☆	☆	8.00	.314	79.00	3.110	41.00	1.614	1.46	.057	140°	DIN 6537 K
8.00	.315	41.50	1.634	5	8	460.1-0800-040A1-XM	☆	☆	☆	☆	☆	☆	8.00	.314	91.00	3.582	53.00	2.086	1.46	.057	140°	DIN 6537 L
8.00	.315	65.50	2.579	8	8	460.1-0800-060A1-XM	☆	☆	☆	☆	☆	☆	8.00	.314	126.00	4.960	84.00	3.307	1.46	.057	140°	COROMANT
8.05	.317	25.60	1.008	3	10	460.1-0805-024A1-XM	☆	☆	☆	☆	☆	☆	10.00	.393	89.00	3.503	47.00	1.850	1.46	.057	140°	DIN 6537 K
8.05	.317	41.70	1.642	5	10	460.1-0805-040A1-XM	☆	☆	☆	☆	☆	☆	10.00	.393	103.00	4.055	61.00	2.401	1.46	.057	140°	DIN 6537 L
8.10	.319	25.80	1.016	3	10	460.1-0810-024A1-XM	☆	☆	☆	☆	☆	☆	10.00	.393	89.00	3.503	47.00	1.850	1.47	.058	140°	DIN 6537 K
8.10	.319	42.00	1.654	5	10	460.1-0810-041A1-XM	☆	☆	☆	☆	☆	☆	10.00	.393	103.00	4.055	61.00	2.401	1.47	.058	140°	DIN 6537 L
8.10	.319	66.30	2.610	8	10	460.1-0810-061A1-XM	☆	☆	☆	☆	☆	☆	10.00	.393	152.00	5.984	106.00	4.173	1.47	.058	140°	COROMANT
8.20	.323	26.10	1.028	3	10	460.1-0820-025A1-XM	☆	☆	☆	☆	☆	☆	10.00	.393	89.00	3.503	47.00	1.850	1.49	.058	140°	DIN 6537 K
8.20	.323	42.50	1.673	5	10	460.1-0820-041A1-XM	☆	☆	☆	☆	☆	☆	10.00	.393	103.00	4.055	61.00	2.401	1.49	.058	140°	DIN 6537 L
8.20	.323	67.10	2.642	8	10	460.1-0820-062A1-XM	☆	☆	☆	☆	☆	☆	10.00	.393	152.00	5.984	106.00	4.173	1.49	.058	140°	COROMANT
8.33	.328	26.50	1.043	3	10	460.1-0833-025A1-XM	☆	☆	☆	☆	☆	☆	10.00	.393	89.00	3.503	47.00	1.850	1.52	.059	140°	DIN 6537 K
8.33	.328	43.20	1.701	5	10	460.1-0833-042A1-XM	☆	☆	☆	☆	☆	☆	10.00	.393	103.00	4.055	61.00	2.401	1.52	.059	140°	DIN 6537 L
8.33	.328	68.20	2.685	8	10	460.1-0833-062A1-XM	☆	☆	☆	☆	☆	☆	10.00	.393	152.00	5.984	106.00	4.173	1.52	.059	140°	COROMANT
8.40	.331	26.70	1.051	3	10	460.1-0840-025A1-XM	☆	☆	☆	☆	☆	☆	10.00	.393	89.00	3.503	47.00	1.850	1.53	.060	140°	DIN 6537 K
8.40	.331	43.50	1.713	5	10	460.1-0840-042A1-XM	☆	☆	☆	☆	☆	☆	10.00	.393	103.00	4.055	61.00	2.401	1.53	.060	140°	DIN 6537 L
8.40	.331	68.70	2.705	8	10	460.1-0840-063A1-XM	☆	☆	☆	☆	☆	☆	10.00	.393	152.00	5.984	106.00	4.173	1.53	.060	140°	COROMANT

O5 Q5 K230 K252 Q1 Q35

Broca de metal duro integral CoroDrill® 460

Mango HA

Suministro de refrigerante interior

TCHA H9
CNSC 1

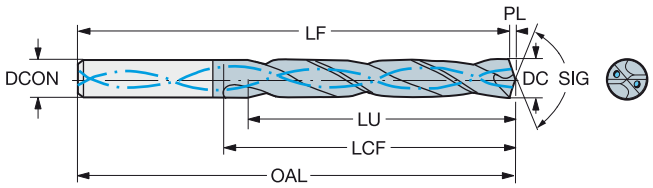

							P	M	K	N	S	H	Dimensiones, mm, pulg.								
DC	DC"	LU	LU"	ULDR	CZC_{MS}	Código de pedido	GC34	GC34	GC34	GC34	GC34	GC34	DCON	DCON"	OAL	OAL"	LCF	LCF"	PL	PL"	SIG	BSG
8.50	.335	27.00	1.063	3	10	460.1-0850-026A1-XM	☆	☆	☆	☆	☆	☆	10.00	.393	89.00	3.503	47.00	1.850	1.55	.060	140°	DIN 6537 K
8.50	.335	44.00	1.732	5	10	460.1-0850-043A1-XM	☆	☆	☆	☆	☆	☆	10.00	.393	103.00	4.055	61.00	2.401	1.55	.060	140°	DIN 6537 L
8.50	.335	69.50	2.736	8	10	460.1-0850-064A1-XM	☆	☆	☆	☆	☆	☆	10.00	.393	152.00	5.984	106.00	4.173	1.55	.060	140°	COROMANT
8.60	.339	27.40	1.079	3	10	460.1-0860-026A1-XM	☆	☆	☆	☆	☆	☆	10.00	.393	89.00	3.503	47.00	1.850	1.57	.061	140°	DIN 6537 K
8.60	.339	44.60	1.756	5	10	460.1-0860-043A1-XM	☆	☆	☆	☆	☆	☆	10.00	.393	103.00	4.055	61.00	2.401	1.57	.061	140°	DIN 6537 L
8.60	.339	70.40	2.772	8	10	460.1-0860-065A1-XM	☆	☆	☆	☆	☆	☆	10.00	.393	152.00	5.984	106.00	4.173	1.57	.061	140°	COROMANT
8.70	.343	27.70	1.091	3	10	460.1-0870-026A1-XM	☆	☆	☆	☆	☆	☆	10.00	.393	89.00	3.503	47.00	1.850	1.58	.062	140°	DIN 6537 K
8.70	.343	45.10	1.776	5	10	460.1-0870-044A1-XM	☆	☆	☆	☆	☆	☆	10.00	.393	103.00	4.055	61.00	2.401	1.58	.062	140°	DIN 6537 L
8.70	.343	71.20	2.803	8	10	460.1-0870-065A1-XM	☆	☆	☆	☆	☆	☆	10.00	.393	152.00	5.984	106.00	4.173	1.58	.062	140°	COROMANT
8.73	.344	27.80	1.094	3	10	460.1-0873-026A1-XM	☆	☆	☆	☆	☆	☆	10.00	.393	89.00	3.503	47.00	1.850	1.59	.062	140°	DIN 6537 K
8.73	.344	45.20	1.780	5	10	460.1-0873-044A1-XM	☆	☆	☆	☆	☆	☆	10.00	.393	103.00	4.055	61.00	2.401	1.59	.062	140°	DIN 6537 L
8.73	.344	71.40	2.811	8	10	460.1-0873-065A1-XM	☆	☆	☆	☆	☆	☆	10.00	.393	152.00	5.984	106.00	4.173	1.59	.062	140°	COROMANT
8.80	.346	28.00	1.102	3	10	460.1-0880-026A1-XM	☆	☆	☆	☆	☆	☆	10.00	.393	89.00	3.503	47.00	1.850	1.60	.063	140°	DIN 6537 K
8.80	.346	45.60	1.795	5	10	460.1-0880-044A1-XM	☆	☆	☆	☆	☆	☆	10.00	.393	103.00	4.055	61.00	2.401	1.60	.063	140°	DIN 6537 L
8.80	.346	72.00	2.835	8	10	460.1-0880-066A1-XM	☆	☆	☆	☆	☆	☆	10.00	.393	152.00	5.984	106.00	4.173	1.60	.063	140°	COROMANT
8.90	.350	28.30	1.114	3	10	460.1-0890-027A1-XM	☆	☆	☆	☆	☆	☆	10.00	.393	89.00	3.503	47.00	1.850	1.62	.063	140°	DIN 6537 K
8.90	.350	46.10	1.815	5	10	460.1-0890-045A1-XM	☆	☆	☆	☆	☆	☆	10.00	.393	103.00	4.055	61.00	2.401	1.62	.063	140°	DIN 6537 L
9.00	.354	28.60	1.126	3	10	460.1-0900-027A1-XM	☆	☆	☆	☆	☆	☆	10.00	.393	89.00	3.503	47.00	1.850	1.64	.064	140°	DIN 6537 K
9.00	.354	46.60	1.835	5	10	460.1-0900-045A1-XM	☆	☆	☆	☆	☆	☆	10.00	.393	103.00	4.055	61.00	2.401	1.64	.064	140°	DIN 6537 L
9.00	.354	73.60	2.898	8	10	460.1-0900-068A1-XM	☆	☆	☆	☆	☆	☆	10.00	.393	152.00	5.984	106.00	4.173	1.64	.064	140°	COROMANT
9.10	.358	29.00	1.142	3	10	460.1-0910-027A1-XM	☆	☆	☆	☆	☆	☆	10.00	.393	89.00	3.503	47.00	1.850	1.66	.065	140°	DIN 6537 K
9.10	.358	47.20	1.858	5	10	460.1-0910-046A1-XM	☆	☆	☆	☆	☆	☆	10.00	.393	103.00	4.055	61.00	2.401	1.66	.065	140°	DIN 6537 L
9.13	.359	29.10	1.146	3	10	460.1-0913-027A1-XM	☆	☆	☆	☆	☆	☆	10.00	.393	89.00	3.503	47.00	1.850	1.66	.065	140°	DIN 6537 K
9.13	.359	47.30	1.862	5	10	460.1-0913-046A1-XM	☆	☆	☆	☆	☆	☆	10.00	.393	103.00	4.055	61.00	2.401	1.66	.065	140°	DIN 6537 L
9.13	.359	74.70	2.941	8	10	460.1-0913-068A1-XM	☆	☆	☆	☆	☆	☆	10.00	.393	152.00	5.984	106.00	4.173	1.66	.065	140°	COROMANT
9.30	.366	29.60	1.165	3	10	460.1-0930-028A1-XM	☆	☆	☆	☆	☆	☆	10.00	.393	89.00	3.503	47.00	1.850	1.69	.066	140°	DIN 6537 K
9.30	.366	48.20	1.898	5	10	460.1-0930-047A1-XM	☆	☆	☆	☆	☆	☆	10.00	.393	103.00	4.055	61.00	2.401	1.69	.066	140°	DIN 6537 L
9.30	.366	76.10	2.996	8	10	460.1-0930-070A1-XM	☆	☆	☆	☆	☆	☆	10.00	.393	152.00	5.984	106.00	4.173	1.69	.066	140°	COROMANT
9.40	.370	29.90	1.177	3	10	460.1-0940-028A1-XM	☆	☆	☆	☆	☆	☆	10.00	.393	89.00	3.503	47.00	1.850	1.71	.067	140°	DIN 6537 K
9.40	.370	48.70	1.917	5	10	460.1-0940-047A1-XM	☆	☆	☆	☆	☆	☆	10.00	.393	103.00	4.055	61.00	2.401	1.71	.067	140°	DIN 6537 L
9.50	.374	30.20	1.189	3	10	460.1-0950-029A1-XM	☆	☆	☆	☆	☆	☆	10.00	.393	89.00	3.503	47.00	1.850	1.73	.068	140°	DIN 6537 K
9.50	.374	49.20	1.937	5	10	460.1-0950-048A1-XM	☆	☆	☆	☆	☆	☆	10.00	.393	103.00	4.055	61.00	2.401	1.73	.068	140°	DIN 6537 L
9.50	.374	77.70	3.059	8	10	460.1-0950-071A1-XM	☆	☆	☆	☆	☆	☆	10.00	.393	152.00	5.984	106.00	4.173	1.73	.068	140°	COROMANT
9.53	.375	30.30	1.193	3	10	460.1-0953-029A1-XM	☆	☆	☆	☆	☆	☆	10.00	.393	89.00	3.503	47.00	1.850	1.73	.068	140°	DIN 6537 K
9.53	.375	49.40	1.945	5	10	460.1-0953-048A1-XM	☆	☆	☆	☆	☆	☆	10.00	.393	103.00	4.055	61.00	2.401	1.73	.068	140°	DIN 6537 L
9.53	.375	78.00	3.071	8	10	460.1-0953-071A1-XM	☆	☆	☆	☆	☆	☆	10.00	.393	152.00	5.984	106.00	4.173	1.73	.068	140°	COROMANT
9.60	.378	30.50	1.201	3	10	460.1-0960-029A1-XM	☆	☆	☆	☆	☆	☆	10.00	.393	89.00	3.503	47.00	1.850	1.75	.068	140°	DIN 6537 K
9.60	.378	49.70	1.957	5	10	460.1-0960-048A1-XM	☆	☆	☆	☆	☆	☆	10.00	.393	103.00	4.055	61.00	2.401	1.75	.068	140°	DIN 6537 L
9.70	.382	30.90	1.217	3	10	460.1-0970-029A1-XM	☆	☆	☆	☆	☆	☆	10.00	.393	89.00	3.503	47.00	1.850	1.77	.069	140°	DIN 6537 K
9.70	.382	50.30	1.980	5	10	460.1-0970-049A1-XM	☆	☆	☆	☆	☆	☆	10.00	.393	103.00	4.055	61.00	2.401	1.77	.069	140°	DIN 6537 L
9.80	.386	31.20	1.228	3	10	460.1-0980-029A1-XM	☆	☆	☆	☆	☆	☆	10.00	.393	89.00	3.503	47.00	1.850	1.78	.070	140°	DIN 6537 K
9.80	.386	50.80	2.000	5	10	460.1-0980-049A1-XM	☆	☆	☆	☆	☆	☆	10.00	.393	103.00	4.055	61.00	2.401	1.78	.070	140°	DIN 6537 L
9.80	.386	80.20	3.157	8	10	460.1-0980-074A1-XM	☆	☆	☆	☆	☆	☆	10.00	.393	152.00	5.984	106.00	4.173	1.78	.070	140°	COROMANT
9.90	.390	31.50	1.240	3	10	460.1-0990-030A1-XM	☆	☆	☆	☆	☆	☆	10.00	.393	89.00	3.503	47.00	1.850	1.80	.070	140°	DIN 6537 K
9.90	.390	51.30	2.020	5	10	460.1-0990-050A1-XM	☆	☆	☆	☆	☆	☆	10.00	.393	103.00	4.055	61.00	2.401	1.80	.070	140°	DIN 6537 L
9.90	.390	81.00	3.189	8	10	460.1-0990-074A1-XM	☆	☆	☆	☆	☆	☆	10.00	.393	152.00	5.984	106.00	4.173	1.80	.070	140°	COROMANT
9.92	.391	31.60	1.244	3	10	460.1-0992-030A1-XM	☆	☆	☆	☆	☆	☆	10.00	.393	89.00	3.503	47.00	1.850	1.81	.071	140°	DIN 6537 K
9.92	.391	51.40	2.024	5	10	460.1-0992-050A1-XM	☆	☆	☆	☆	☆	☆	10.00	.393	103.00	4.055	61.00	2.401	1.81	.071	140°	DIN 6537 L
9.92	.391	81.20	3.197	8	10	460.1-0992-074A1-XM	☆	☆	☆	☆	☆	☆	10.00	.393	152.00	5.984	106.00	4.173	1.81	.071	140°	COROMANT

O5 Q5 K230 K252 Q1 Q35

SANDVIK Coromant

Broca de metal duro integral CoroDrill® 460

Mango HA

Suministro de refrigerante interior

TCHA H9
CNSC 1

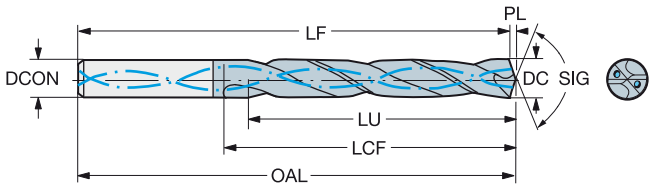

							P	M	K	N	S	H	Dimensiones, mm, pulg.								
DC	DC"	LU	LU"	ULDR	CZC_{MS}	Código de pedido	GC34	GC34	GC34	GC34	GC34	GC34	DCON	DCON"	OAL	OAL"	LCF	LCF"	PL	PL"	SIG	BSG
10.00	.394	31.80	1.252	3	10	460.1-1000-030A1-XM	☆	☆	☆	☆	☆	☆	10.00	.393	89.00	3.503	47.00	1.850	1.82	.071	140°	DIN 6537 K
10.00	.394	51.80	2.039	5	10	460.1-1000-050A1-XM	☆	☆	☆	☆	☆	☆	10.00	.393	103.00	4.055	61.00	2.401	1.82	.071	140°	DIN 6537 L
10.00	.394	81.80	3.220	8	10	460.1-1000-075A1-XM	☆	☆	☆	☆	☆	☆	10.00	.393	152.00	5.984	106.00	4.173	1.82	.071	140°	COROMANT
10.05	.396	32.00	1.260	3	12	460.1-1005-030A1-XM	☆	☆	☆	☆	☆	☆	12.00	.472	102.00	4.015	55.00	2.165	1.83	.072	140°	DIN 6537 K
10.05	.396	52.10	2.051	5	12	460.1-1005-050A1-XM	☆	☆	☆	☆	☆	☆	12.00	.472	118.00	4.645	71.00	2.795	1.83	.072	140°	DIN 6537 L
10.10	.398	32.10	1.264	3	12	460.1-1010-030A1-XM	☆	☆	☆	☆	☆	☆	12.00	.472	102.00	4.015	55.00	2.165	1.84	.072	140°	DIN 6537 K
10.10	.398	52.30	2.059	5	12	460.1-1010-051A1-XM	☆	☆	☆	☆	☆	☆	12.00	.472	118.00	4.645	71.00	2.795	1.84	.072	140°	DIN 6537 L
10.20	.402	32.50	1.280	3	12	460.1-1020-031A1-XM	☆	☆	☆	☆	☆	☆	12.00	.472	102.00	4.015	55.00	2.165	1.86	.073	140°	DIN 6537 K
10.20	.402	52.90	2.083	5	12	460.1-1020-051A1-XM	☆	☆	☆	☆	☆	☆	12.00	.472	118.00	4.645	71.00	2.795	1.86	.073	140°	DIN 6537 L
10.20	.402	83.50	3.287	8	12	460.1-1020-077A1-XM	☆	☆	☆	☆	☆	☆	12.00	.472	180.00	7.086	128.00	5.039	1.86	.073	140°	COROMANT
10.30	.406	32.80	1.291	3	12	460.1-1030-031A1-XM	☆	☆	☆	☆	☆	☆	12.00	.472	102.00	4.015	55.00	2.165	1.87	.073	140°	DIN 6537 K
10.30	.406	53.40	2.102	5	12	460.1-1030-052A1-XM	☆	☆	☆	☆	☆	☆	12.00	.472	118.00	4.645	71.00	2.795	1.87	.073	140°	DIN 6537 L
10.30	.406	84.30	3.319	8	12	460.1-1030-077A1-XM	☆	☆	☆	☆	☆	☆	12.00	.472	180.00	7.086	128.00	5.039	1.87	.073	140°	COROMANT
10.32	.406	32.80	1.291	3	12	460.1-1032-031A1-XM	☆	☆	☆	☆	☆	☆	12.00	.472	102.00	4.015	55.00	2.165	1.88	.073	140°	DIN 6537 K
10.32	.406	53.50	2.106	5	12	460.1-1032-052A1-XM	☆	☆	☆	☆	☆	☆	12.00	.472	118.00	4.645	71.00	2.795	1.88	.073	140°	DIN 6537 L
10.32	.406	84.40	3.323	8	12	460.1-1032-077A1-XM	☆	☆	☆	☆	☆	☆	12.00	.472	180.00	7.086	128.00	5.039	1.88	.073	140°	COROMANT
10.40	.409	33.10	1.303	3	12	460.1-1040-031A1-XM	☆	☆	☆	☆	☆	☆	12.00	.472	102.00	4.015	55.00	2.165	1.89	.074	140°	DIN 6537 K
10.40	.409	53.90	2.122	5	12	460.1-1040-052A1-XM	☆	☆	☆	☆	☆	☆	12.00	.472	118.00	4.645	71.00	2.795	1.89	.074	140°	DIN 6537 L
10.40	.409	85.10	3.350	8	12	460.1-1040-078A1-XM	☆	☆	☆	☆	☆	☆	12.00	.472	180.00	7.086	128.00	5.039	1.89	.074	140°	COROMANT
10.50	.413	33.40	1.315	3	12	460.1-1050-032A1-XM	☆	☆	☆	☆	☆	☆	12.00	.472	102.00	4.015	55.00	2.165	1.91	.075	140°	DIN 6537 K
10.50	.413	54.40	2.142	5	12	460.1-1050-053A1-XM	☆	☆	☆	☆	☆	☆	12.00	.472	118.00	4.645	71.00	2.795	1.91	.075	140°	DIN 6537 L
10.50	.413	85.90	3.382	8	12	460.1-1050-079A1-XM	☆	☆	☆	☆	☆	☆	12.00	.472	180.00	7.086	128.00	5.039	1.91	.075	140°	COROMANT
10.60	.417	33.70	1.327	3	12	460.1-1060-032A1-XM	☆	☆	☆	☆	☆	☆	12.00	.472	102.00	4.015	55.00	2.165	1.93	.075	140°	DIN 6537 K
10.60	.417	54.90	2.161	5	12	460.1-1060-053A1-XM	☆	☆	☆	☆	☆	☆	12.00	.472	118.00	4.645	71.00	2.795	1.93	.075	140°	DIN 6537 L
10.72	.422	34.10	1.343	3	12	460.1-1072-032A1-XM	☆	☆	☆	☆	☆	☆	12.00	.472	102.00	4.015	55.00	2.165	1.95	.076	140°	DIN 6537 K
10.72	.422	55.60	2.189	5	12	460.1-1072-054A1-XM	☆	☆	☆	☆	☆	☆	12.00	.472	118.00	4.645	71.00	2.795	1.95	.076	140°	DIN 6537 L
10.72	.422	87.70	3.453	8	12	460.1-1072-080A1-XM	☆	☆	☆	☆	☆	☆	12.00	.472	180.00	7.086	128.00	5.039	1.95	.076	140°	COROMANT
11.00	.433	35.00	1.378	3	12	460.1-1100-033A1-XM	☆	☆	☆	☆	☆	☆	12.00	.472	102.00	4.015	55.00	2.165	2.00	.078	140°	DIN 6537 K
11.00	.433	57.00	2.244	5	12	460.1-1100-055A1-XM	☆	☆	☆	☆	☆	☆	12.00	.472	118.00	4.645	71.00	2.795	2.00	.078	140°	DIN 6537 L
11.00	.433	90.00	3.543	8	12	460.1-1100-083A1-XM	☆	☆	☆	☆	☆	☆	12.00	.472	180.00	7.086	128.00	5.039	2.00	.078	140°	COROMANT
11.11	.437	35.40	1.394	3	12	460.1-1111-033A1-XM	☆	☆	☆	☆	☆	☆	12.00	.472	102.00	4.015	55.00	2.165	2.02	.079	140°	DIN 6537 K
11.11	.437	57.60	2.268	5	12	460.1-1111-056A1-XM	☆	☆	☆	☆	☆	☆	12.00	.472	118.00	4.645	71.00	2.795	2.02	.079	140°	DIN 6537 L
11.11	.437	90.90	3.579	8	12	460.1-1111-083A1-XM	☆	☆	☆	☆	☆	☆	12.00	.472	180.00	7.086	128.00	5.039	2.02	.079	140°	COROMANT
11.20	.441	35.60	1.402	3	12	460.1-1120-034A1-XM	☆	☆	☆	☆	☆	☆	12.00	.472	102.00	4.015	55.00	2.165	2.04	.080	140°	DIN 6537 K
11.20	.441	58.00	2.283	5	12	460.1-1120-056A1-XM	☆	☆	☆	☆	☆	☆	12.00	.472	118.00	4.645	71.00	2.795	2.04	.080	140°	DIN 6537 L
11.20	.441	91.60	3.606	8	12	460.1-1120-084A1-XM	☆	☆	☆	☆	☆	☆	12.00	.472	180.00	7.086	128.00	5.039	2.04	.080	140°	COROMANT
11.40	.449	36.30	1.429	3	12	460.1-1140-034A1-XM	☆	☆	☆	☆	☆	☆	12.00	.472	102.00	4.015	55.00	2.165	2.07	.081	140°	DIN 6537 K
11.40	.449	59.10	2.327	5	12	460.1-1140-057A1-XM	☆	☆	☆	☆	☆	☆	12.00	.472	118.00	4.645	71.00	2.795	2.07	.081	140°	DIN 6537 L
11.50	.453	36.60	1.441	3	12	460.1-1150-035A1-XM	☆	☆	☆	☆	☆	☆	12.00	.472	102.00	4.015	55.00	2.165	2.09	.082	140°	DIN 6537 K
11.50	.453	59.60	2.346	5	12	460.1-1150-058A1-XM	☆	☆	☆	☆	☆	☆	12.00	.472	118.00	4.645	71.00	2.795	2.09	.082	140°	DIN 6537 L
11.50	.453	94.10	3.705	8	12	460.1-1150-086A1-XM	☆	☆	☆	☆	☆	☆	12.00	.472	180.00	7.086	128.00	5.039	2.09	.082	140°	COROMANT
11.51	.453	36.60	1.441	3	12	460.1-1151-035A1-XM	☆	☆	☆	☆	☆	☆	12.00	.472	102.00	4.015	55.00	2.165	2.09	.082	140°	DIN 6537 K
11.51	.453	59.60	2.346	5	12	460.1-1151-058A1-XM	☆	☆	☆	☆	☆	☆	12.00	.472	118.00	4.645	71.00	2.795	2.09	.082	140°	DIN 6537 L
11.51	.453	94.20	3.709	8	12	460.1-1151-086A1-XM	☆	☆	☆	☆	☆	☆	12.00	.472	180.00	7.086	128.00	5.039	2.09	.082	140°	COROMANT
11.60	.457	36.90	1.453	3	12	460.1-1160-035A1-XM	☆	☆	☆	☆	☆	☆	12.00	.472	102.00	4.015	55.00	2.165	2.11	.083	140°	DIN 6537 K
11.60	.457	60.10	2.366	5	12	460.1-1160-058A1-XM	☆	☆	☆	☆	☆	☆	12.00	.472	118.00	4.645	71.00	2.795	2.11	.083	140°	DIN 6537 L
11.80	.465	37.50	1.476	3	12	460.1-1180-035A1-XM	☆	☆	☆	☆	☆	☆	12.00	.472	102.00	4.015	55.00	2.165	2.15	.084	140°	DIN 6537 K
11.80	.465	61.10	2.406	5	12	460.1-1180-059A1-XM	☆	☆	☆	☆	☆	☆	12.00	.472	118.00	4.645	71.00	2.795	2.15	.084	140°	DIN 6537 L
11.80	.465	96.50	3.799	8	12	460.1-1180-089A1-XM	☆	☆	☆	☆	☆	☆	12.00	.472	180.00	7.086	128.00	5.039	2.15	.084	140°	COROMANT

O5

Q5

K230

K252

Q1

Q35

Broca de metal duro integral CoroDrill® 460

Mango HA

Suministro de refrigerante interior

TCHA H9
CNSC 1

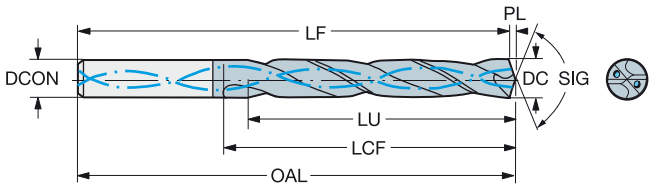

							P	M	K	N	S	H	Dimensiones, mm, pulg.								
DC	DC"	LU	LU"	ULDR	CZC_{MS}	Código de pedido	GC34	GC34	GC34	GC34	GC34	GC34	DCON	DCON"	OAL	OAL"	LCF	LCF"	PL	PL"	SIG	BSG
11.91	.469	37.90	1.492	3	12	460.1-1191-036A1-XM	☆	☆	☆	☆	☆	☆	12.00	.472	102.00	4.015	55.00	2.165	2.17	.085	140°	DIN 6537 K
11.91	.469	61.70	2.429	5	12	460.1-1191-060A1-XM	☆	☆	☆	☆	☆	☆	12.00	.472	118.00	4.645	71.00	2.795	2.17	.085	140°	DIN 6537 L
11.91	.469	97.40	3.835	8	12	460.1-1191-089A1-XM	☆	☆	☆	☆	☆	☆	12.00	.472	180.00	7.086	128.00	5.039	2.17	.085	140°	COROMANT
12.00	.472	38.20	1.504	3	12	460.1-1200-036A1-XM	☆	☆	☆	☆	☆	☆	12.00	.472	102.00	4.015	55.00	2.165	2.18	.085	140°	DIN 6537 K
12.00	.472	62.20	2.449	5	12	460.1-1200-060A1-XM	☆	☆	☆	☆	☆	☆	12.00	.472	118.00	4.645	71.00	2.795	2.18	.085	140°	DIN 6537 L
12.00	.472	98.20	3.866	8	12	460.1-1200-090A1-XM	☆	☆	☆	☆	☆	☆	12.00	.472	180.00	7.086	128.00	5.039	2.18	.085	140°	COROMANT
12.05	.474	38.30	1.508	3	14	460.1-1205-036A1-XM	☆	☆	☆	☆	☆	☆	14.00	.551	107.00	4.212	60.00	2.362	2.19	.086	140°	DIN 6537 K
12.05	.474	62.40	2.457	5	14	460.1-1205-060A1-XM	☆	☆	☆	☆	☆	☆	14.00	.551	124.00	4.881	77.00	3.031	2.19	.086	140°	DIN 6537 L
12.10	.476	38.50	1.516	3	14	460.1-1210-036A1-XM	☆	☆	☆	☆	☆	☆	14.00	.551	107.00	4.212	60.00	2.362	2.20	.086	140°	DIN 6537 K
12.20	.480	38.80	1.528	3	14	460.1-1220-037A1-XM	☆	☆	☆	☆	☆	☆	14.00	.551	107.00	4.212	60.00	2.362	2.22	.087	140°	DIN 6537 K
12.20	.480	63.20	2.488	5	14	460.1-1220-061A1-XM	☆	☆	☆	☆	☆	☆	14.00	.551	124.00	4.881	77.00	3.031	2.22	.087	140°	DIN 6537 L
12.20	.480	99.80	3.929	8	14	460.1-1220-092A1-XM	☆	☆	☆	☆	☆	☆	14.00	.551	202.00	7.952	151.00	5.944	2.22	.087	140°	COROMANT
12.30	.484	39.10	1.539	3	14	460.1-1230-037A1-XM	☆	☆	☆	☆	☆	☆	14.00	.551	107.00	4.212	60.00	2.362	2.24	.088	140°	DIN 6537 K
12.30	.484	63.70	2.508	5	14	460.1-1230-062A1-XM	☆	☆	☆	☆	☆	☆	14.00	.551	124.00	4.881	77.00	3.031	2.24	.088	140°	DIN 6537 L
12.30	.484	100.60	3.961	8	14	460.1-1230-092A1-XM	☆	☆	☆	☆	☆	☆	14.00	.551	202.00	7.952	151.00	5.944	2.24	.088	140°	COROMANT
12.50	.492	39.80	1.567	3	14	460.1-1250-038A1-XM	☆	☆	☆	☆	☆	☆	14.00	.551	107.00	4.212	60.00	2.362	2.27	.089	140°	DIN 6537 K
12.50	.492	64.80	2.551	5	14	460.1-1250-063A1-XM	☆	☆	☆	☆	☆	☆	14.00	.551	124.00	4.881	77.00	3.031	2.27	.089	140°	DIN 6537 L
12.50	.492	102.30	4.028	8	14	460.1-1250-094A1-XM	☆	☆	☆	☆	☆	☆	14.00	.551	202.00	7.952	151.00	5.944	2.27	.089	140°	COROMANT
12.70	.500	40.40	1.591	3	14	460.1-1270-038A1-XM	☆	☆	☆	☆	☆	☆	14.00	.551	107.00	4.212	60.00	2.362	2.31	.090	140°	DIN 6537 K
12.70	.500	65.80	2.591	5	14	460.1-1270-064A1-XM	☆	☆	☆	☆	☆	☆	14.00	.551	124.00	4.881	77.00	3.031	2.31	.090	140°	DIN 6537 L
12.70	.500	103.90	4.091	8	14	460.1-1270-095A1-XM	☆	☆	☆	☆	☆	☆	14.00	.551	202.00	7.952	151.00	5.944	2.31	.090	140°	COROMANT
12.80	.504	40.70	1.602	3	14	460.1-1280-038A1-XM	☆	☆	☆	☆	☆	☆	14.00	.551	107.00	4.212	60.00	2.362	2.33	.091	140°	DIN 6537 K
12.80	.504	66.30	2.610	5	14	460.1-1280-064A1-XM	☆	☆	☆	☆	☆	☆	14.00	.551	124.00	4.881	77.00	3.031	2.33	.091	140°	DIN 6537 L
12.80	.504	104.70	4.122	8	14	460.1-1280-096A1-XM	☆	☆	☆	☆	☆	☆	14.00	.551	202.00	7.952	151.00	5.944	2.33	.091	140°	COROMANT
13.00	.512	41.40	1.630	3	14	460.1-1300-039A1-XM	☆	☆	☆	☆	☆	☆	14.00	.551	107.00	4.212	60.00	2.362	2.37	.093	140°	DIN 6537 K
13.00	.512	67.40	2.654	5	14	460.1-1300-065A1-XM	☆	☆	☆	☆	☆	☆	14.00	.551	124.00	4.881	77.00	3.031	2.37	.093	140°	DIN 6537 L
13.00	.512	106.40	4.189	8	14	460.1-1300-098A1-XM	☆	☆	☆	☆	☆	☆	14.00	.551	202.00	7.952	151.00	5.944	2.37	.093	140°	COROMANT
13.10	.516	41.70	1.642	3	14	460.1-1310-039A1-XM	☆	☆	☆	☆	☆	☆	14.00	.551	107.00	4.212	60.00	2.362	2.38	.093	140°	DIN 6537 K
13.10	.516	67.90	2.673	5	14	460.1-1310-066A1-XM	☆	☆	☆	☆	☆	☆	14.00	.551	124.00	4.881	77.00	3.031	2.38	.093	140°	DIN 6537 L
13.10	.516	107.20	4.220	8	14	460.1-1310-098A1-XM	☆	☆	☆	☆	☆	☆	14.00	.551	202.00	7.952	151.00	5.944	2.38	.093	140°	COROMANT
13.49	.531	42.90	1.689	3	14	460.1-1349-041A1-XM	☆	☆	☆	☆	☆	☆	14.00	.551	107.00	4.212	60.00	2.362	2.45	.096	140°	DIN 6537 K
13.49	.531	69.90	2.752	5	14	460.1-1349-061A1-XM	☆	☆	☆	☆	☆	☆	14.00	.551	124.00	4.881	77.00	3.031	2.45	.096	140°	DIN 6537 L
13.49	.531	110.40	4.346	8	14	460.1-1349-101A1-XM	☆	☆	☆	☆	☆	☆	14.00	.551	202.00	7.952	151.00	5.944	2.45	.096	140°	COROMANT
13.50	.531	43.00	1.693	3	14	460.1-1350-041A1-XM	☆	☆	☆	☆	☆	☆	14.00	.551	107.00	4.212	60.00	2.362	2.46	.096	140°	DIN 6537 K
13.50	.531	70.00	2.756	5	14	460.1-1350-061A1-XM	☆	☆	☆	☆	☆	☆	14.00	.551	124.00	4.881	77.00	3.031	2.46	.096	140°	DIN 6537 L
13.50	.531	110.50	4.350	8	14	460.1-1350-101A1-XM	☆	☆	☆	☆	☆	☆	14.00	.551	202.00	7.952	151.00	5.944	2.46	.096	140°	COROMANT
13.70	.539	112.10	4.413	8	14	460.1-1370-103A1-XM	☆	☆	☆	☆	☆	☆	14.00	.551	202.00	7.952	151.00	5.944	2.49	.098	140°	COROMANT
13.80	.543	43.90	1.728	3	14	460.1-1380-041A1-XM	☆	☆	☆	☆	☆	☆	14.00	.551	107.00	4.212	60.00	2.362	2.51	.098	140°	DIN 6537 K
13.80	.543	71.50	2.815	5	14	460.1-1380-062A1-XM	☆	☆	☆	☆	☆	☆	14.00	.551	124.00	4.881	77.00	3.031	2.51	.098	140°	DIN 6537 L
13.89	.547	44.20	1.740	3	14	460.1-1389-042A1-XM	☆	☆	☆	☆	☆	☆	14.00	.551	107.00	4.212	60.00	2.362	2.53	.099	140°	DIN 6537 K
13.89	.547	72.00	2.835	5	14	460.1-1389-063A1-XM	☆	☆	☆	☆	☆	☆	14.00	.551	124.00	4.881	77.00	3.031	2.53	.099	140°	DIN 6537 L
13.89	.547	113.60	4.472	8	14	460.1-1389-104A1-XM	☆	☆	☆	☆	☆	☆	14.00	.551	202.00	7.952	151.00	5.944	2.53	.099	140°	COROMANT
14.00	.551	44.50	1.752	3	14	460.1-1400-042A1-XM	☆	☆	☆	☆	☆	☆	14.00	.551	107.00	4.212	60.00	2.362	2.55	.100	140°	DIN 6537 K
14.00	.551	72.50	2.854	5	14	460.1-1400-063A1-XM	☆	☆	☆	☆	☆	☆	14.00	.551	124.00	4.881	77.00	3.031	2.55	.100	140°	DIN 6537 L
14.00	.551	114.50	4.508	8	14	460.1-1400-105A1-XM	☆	☆	☆	☆	☆	☆	14.00	.551	202.00	7.952	151.00	5.944	2.55	.100	140°	COROMANT
14.20	.559	116.20	4.575	8	16	460.1-1420-107A1-XM	☆	☆	☆	☆	☆	☆	16.00	.629	227.00	8.937	172.00	6.771	2.58	.101	140°	COROMANT
14.25	.561	45.30	1.783	3	16	460.1-1425-043A1-XM	☆	☆	☆	☆	☆	☆	16.00	.629	115.00	4.527	65.00	2.559	2.59	.102	140°	DIN 6537 K
14.25	.561	73.80	2.906	5	16	460.1-1425-071A1-XM	☆	☆	☆	☆	☆	☆	16.00	.629	133.00	5.236	83.00	3.267	2.59	.102	140°	DIN 6537 L
14.25	.561	116.60	4.591	8	16	460.1-1425-107A1-XM	☆	☆	☆	☆	☆	☆	16.00	.629	227.00	8.937	172.00	6.771	2.59	.102	140°	COROMANT

O5

Q5

K230

K252

Q1

Q35

SANDVIK Coromant

Broca de metal duro integral CoroDrill® 460

Mango HA

Suministro de refrigerante interior

TCHA H9
CNSC 1

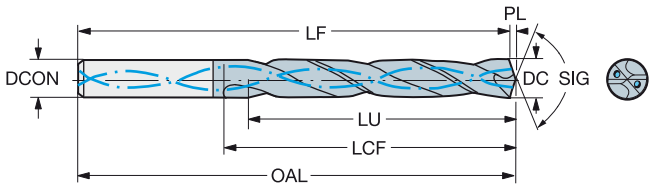

													Dimensiones, mm, pulg.								
							P	M	K	N	S	H										
DC	DC"	LU	LU"	ULDR	CZC_{MS}	Código de pedido	GC34	GC34	GC34	GC34	GC34	GC34	DCON	DCON"	OAL	OAL"	LCF	LCF"	PL	PL"	SIG	BSG
14.29	.563	45.50	1.791	3	16	460.1-1429-043A1-XM	☆	☆	☆	☆	☆	☆	16.00	.629	115.00	4.527	65.00	2.559	2.60	.102	140°	DIN 6537 K
14.29	.563	74.10	2.917	5	16	460.1-1429-072A1-XM	☆	☆	☆	☆	☆	☆	16.00	.629	133.00	5.236	83.00	3.267	2.60	.102	140°	DIN 6537 L
14.29	.563	116.90	4.602	8	16	460.1-1429-107A1-XM	☆	☆	☆	☆	☆	☆	16.00	.629	227.00	8.937	172.00	6.771	2.60	.102	140°	COROMANT
14.50	.571	46.10	1.815	3	16	460.1-1450-044A1-XM	☆	☆	☆	☆	☆	☆	16.00	.629	115.00	4.527	65.00	2.559	2.64	.103	140°	DIN 6537 K
14.50	.571	75.10	2.957	5	16	460.1-1450-073A1-XM	☆	☆	☆	☆	☆	☆	16.00	.629	133.00	5.236	83.00	3.267	2.64	.103	140°	DIN 6537 L
14.50	.571	118.60	4.669	8	16	460.1-1450-109A1-XM	☆	☆	☆	☆	☆	☆	16.00	.629	227.00	8.937	172.00	6.771	2.64	.103	140°	COROMANT
14.68	.578	46.70	1.839	3	16	460.1-1468-044A1-XM	☆	☆	☆	☆	☆	☆	16.00	.629	115.00	4.527	65.00	2.559	2.67	.105	140°	DIN 6537 K
14.68	.578	76.10	2.996	5	16	460.1-1468-073A1-XM	☆	☆	☆	☆	☆	☆	16.00	.629	133.00	5.236	83.00	3.267	2.67	.105	140°	DIN 6537 L
14.68	.578	120.10	4.728	8	16	460.1-1468-110A1-XM	☆	☆	☆	☆	☆	☆	16.00	.629	227.00	8.937	172.00	6.771	2.67	.105	140°	COROMANT
14.70	.579	120.30	4.736	8	16	460.1-1470-110A1-XM	☆	☆	☆	☆	☆	☆	16.00	.629	227.00	8.937	172.00	6.771	2.68	.105	140°	COROMANT
14.80	.583	47.10	1.854	3	16	460.1-1480-044A1-XM	☆	☆	☆	☆	☆	☆	16.00	.629	115.00	4.527	65.00	2.559	2.69	.106	140°	DIN 6537 K
14.80	.583	76.70	3.020	5	16	460.1-1480-067A1-XM	☆	☆	☆	☆	☆	☆	16.00	.629	133.00	5.236	83.00	3.267	2.69	.106	140°	DIN 6537 L
15.00	.591	47.70	1.878	3	16	460.1-1500-045A1-XM	☆	☆	☆	☆	☆	☆	16.00	.629	115.00	4.527	65.00	2.559	2.73	.107	140°	DIN 6537 K
15.00	.591	77.70	3.059	5	16	460.1-1500-068A1-XM	☆	☆	☆	☆	☆	☆	16.00	.629	133.00	5.236	83.00	3.267	2.73	.107	140°	DIN 6537 L
15.00	.591	122.70	4.831	8	16	460.1-1500-113A1-XM	☆	☆	☆	☆	☆	☆	16.00	.629	227.00	8.937	172.00	6.771	2.73	.107	140°	COROMANT
15.08	.594	48.00	1.890	3	16	460.1-1508-045A1-XM	☆	☆	☆	☆	☆	☆	16.00	.629	115.00	4.527	65.00	2.559	2.74	.108	140°	DIN 6537 K
15.08	.594	78.10	3.075	5	16	460.1-1508-068A1-XM	☆	☆	☆	☆	☆	☆	16.00	.629	133.00	5.236	83.00	3.267	2.74	.108	140°	DIN 6537 L
15.08	.594	123.40	4.858	8	16	460.1-1508-113A1-XM	☆	☆	☆	☆	☆	☆	16.00	.629	227.00	8.937	172.00	6.771	2.74	.108	140°	COROMANT
15.10	.594	48.00	1.890	3	16	460.1-1510-045A1-XM	☆	☆	☆	☆	☆	☆	16.00	.629	115.00	4.527	65.00	2.559	2.75	.108	140°	DIN 6537 K
15.10	.594	78.20	3.079	5	16	460.1-1510-068A1-XM	☆	☆	☆	☆	☆	☆	16.00	.629	133.00	5.236	83.00	3.267	2.75	.108	140°	DIN 6537 L
15.10	.594	123.50	4.862	8	16	460.1-1510-113A1-XM	☆	☆	☆	☆	☆	☆	16.00	.629	227.00	8.937	172.00	6.771	2.75	.108	140°	COROMANT
15.48	.609	49.30	1.941	3	16	460.1-1548-046A1-XM	☆	☆	☆	☆	☆	☆	16.00	.629	115.00	4.527	65.00	2.559	2.82	.110	140°	DIN 6537 K
15.48	.609	80.20	3.157	5	16	460.1-1548-070A1-XM	☆	☆	☆	☆	☆	☆	16.00	.629	133.00	5.236	83.00	3.267	2.82	.110	140°	DIN 6537 L
15.48	.609	126.70	4.988	8	16	460.1-1548-116A1-XM	☆	☆	☆	☆	☆	☆	16.00	.629	227.00	8.937	172.00	6.771	2.82	.110	140°	COROMANT
15.50	.610	49.30	1.941	3	16	460.1-1550-047A1-XM	☆	☆	☆	☆	☆	☆	16.00	.629	115.00	4.527	65.00	2.559	2.82	.111	140°	DIN 6537 K
15.50	.610	80.30	3.161	5	16	460.1-1550-070A1-XM	☆	☆	☆	☆	☆	☆	16.00	.629	133.00	5.236	83.00	3.267	2.82	.111	140°	DIN 6537 L
15.50	.610	126.80	4.992	8	16	460.1-1550-116A1-XM	☆	☆	☆	☆	☆	☆	16.00	.629	227.00	8.937	172.00	6.771	2.82	.111	140°	COROMANT
15.70	.618	128.50	5.059	8	16	460.1-1570-118A1-XM	☆	☆	☆	☆	☆	☆	16.00	.629	227.00	8.937	172.00	6.771	2.86	.112	140°	COROMANT
15.80	.622	50.30	1.980	3	16	460.1-1580-047A1-XM	☆	☆	☆	☆	☆	☆	16.00	.629	115.00	4.527	65.00	2.559	2.88	.113	140°	DIN 6537 K
15.80	.622	81.90	3.224	5	16	460.1-1580-071A1-XM	☆	☆	☆	☆	☆	☆	16.00	.629	133.00	5.236	83.00	3.267	2.88	.113	140°	DIN 6537 L
15.88	.625	50.50	1.988	3	16	460.1-1588-048A1-XM	☆	☆	☆	☆	☆	☆	16.00	.629	115.00	4.527	65.00	2.559	2.89	.113	140°	DIN 6537 K
15.88	.625	82.30	3.240	5	16	460.1-1588-071A1-XM	☆	☆	☆	☆	☆	☆	16.00	.629	133.00	5.236	83.00	3.267	2.89	.113	140°	DIN 6537 L
15.88	.625	129.90	5.114	8	16	460.1-1588-119A1-XM	☆	☆	☆	☆	☆	☆	16.00	.629	227.00	8.937	172.00	6.771	2.89	.113	140°	COROMANT
16.00	.630	50.90	2.004	3	16	460.1-1600-048A1-XM	☆	☆	☆	☆	☆	☆	16.00	.629	115.00	4.527	65.00	2.559	2.91	.114	140°	DIN 6537 K
16.00	.630	82.90	3.264	5	16	460.1-1600-072A1-XM	☆	☆	☆	☆	☆	☆	16.00	.629	133.00	5.236	83.00	3.267	2.91	.114	140°	DIN 6537 L
16.00	.630	130.90	5.154	8	16	460.1-1600-120A1-XM	☆	☆	☆	☆	☆	☆	16.00	.629	227.00	8.937	172.00	6.771	2.91	.114	140°	COROMANT
16.27	.641	51.80	2.039	3	18	460.1-1627-049A1-XM	☆	☆	☆	☆	☆	☆	18.00	.708	123.00	4.842	73.00	2.874	2.96	.116	140°	DIN 6537 K
16.27	.641	84.30	3.319	5	18	460.1-1627-081A1-XM	☆	☆	☆	☆	☆	☆	18.00	.708	143.00	5.629	93.00	3.661	2.96	.116	140°	DIN 6537 L
16.50	.650	52.50	2.067	3	18	460.1-1650-050A1-XM	☆	☆	☆	☆	☆	☆	18.00	.708	123.00	4.842	73.00	2.874	3.00	.118	140°	DIN 6537 K
16.50	.650	85.50	3.366	5	18	460.1-1650-074A1-XM	☆	☆	☆	☆	☆	☆	18.00	.708	143.00	5.629	93.00	3.661	3.00	.118	140°	DIN 6537 L
16.67	.656	53.00	2.087	3	18	460.1-1667-050A1-XM	☆	☆	☆	☆	☆	☆	18.00	.708	123.00	4.842	73.00	2.874	3.03	.119	140°	DIN 6537 K
16.67	.656	86.40	3.402	5	18	460.1-1667-075A1-XM	☆	☆	☆	☆	☆	☆	18.00	.708	143.00	5.629	93.00	3.661	3.03	.119	140°	DIN 6537 L
17.00	.669	54.10	2.130	3	18	460.1-1700-051A1-XM	☆	☆	☆	☆	☆	☆	18.00	.708	123.00	4.842	73.00	2.874	3.09	.121	140°	DIN 6537 K
17.00	.669	88.10	3.469	5	18	460.1-1700-077A1-XM	☆	☆	☆	☆	☆	☆	18.00	.708	143.00	5.629	93.00	3.661	3.09	.121	140°	DIN 6537 L
17.00	.669	139.10	5.476	8	18	460.1-1700-128A1-XM	☆	☆	☆	☆	☆	☆	18.00	.708	246.00	9.685	194.00	7.637	3.09	.121	140°	COROMANT
17.07	.672	54.30	2.138	3	18	460.1-1707-051A1-XM	☆	☆	☆	☆	☆	☆	18.00	.708	123.00	4.842	73.00	2.874	3.11	.122	140°	DIN 6537 K
17.07	.672	88.50	3.484	5	18	460.1-1707-077A1-XM	☆	☆	☆	☆	☆	☆	18.00	.708	143.00	5.629	93.00	3.661	3.11	.122	140°	DIN 6537 L
17.46	.687	55.60	2.189	3	18	460.1-1746-052A1-XM	☆	☆	☆	☆	☆	☆	18.00	.708	123.00	4.842	73.00	2.874	3.18	.125	140°	DIN 6537 K
17.46	.687	90.50	3.563	5	18	460.1-1746-079A1-XM	☆	☆	☆	☆	☆	☆	18.00	.708	143.00	5.629	93.00	3.661	3.18	.125	140°	DIN 6537 L

O5

Q5

K230

K252

Q1

Q35

Broca de metal duro integral CoroDrill® 460

Mango HA

Suministro de refrigerante interior

TCHA H9
CNSC 1

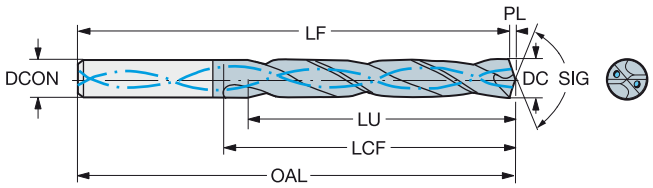

DC	DC"	LU	LU"	ULDR	CZC_{MS}	Código de pedido	P GC34	M GC34	K GC34	N GC34	S GC34	H GC34	Dimensiones, mm, pulg. DCON	DCON"	OAL	OAL"	LCF	LCF"	PL	PL"	SIG	BSG
17.50	.689	55.70	2.193	3	18	460.1-1750-053A1-XM	☆	☆	☆	☆	☆	☆	18.00	.708	123.00	4.842	73.00	2.874	3.18	.125	140°	DIN 6537 K
17.50	.689	90.70	3.571	5	18	460.1-1750-079A1-XM	☆	☆	☆	☆	☆	☆	18.00	.708	143.00	5.629	93.00	3.661	3.18	.125	140°	DIN 6537 L
17.50	.689	143.20	5.638	8	18	460.1-1750-131A1-XM	☆	☆	☆	☆	☆	☆	18.00	.708	246.00	9.685	194.00	7.637	3.18	.125	140°	COROMANT
17.80	.701	92.20	3.630	5	18	460.1-1780-080A1-XM	☆	☆	☆	☆	☆	☆	18.00	.708	143.00	5.629	93.00	3.661	3.24	.127	140°	DIN 6537 L
17.86	.703	56.80	2.236	3	18	460.1-1786-054A1-XM	☆	☆	☆	☆	☆	☆	18.00	.708	123.00	4.842	73.00	2.874	3.25	.127	140°	DIN 6537 K
17.86	.703	92.60	3.646	5	18	460.1-1786-080A1-XM	☆	☆	☆	☆	☆	☆	18.00	.708	143.00	5.629	93.00	3.661	3.25	.127	140°	DIN 6537 L
18.00	.709	57.30	2.256	3	18	460.1-1800-054A1-XM	☆	☆	☆	☆	☆	☆	18.00	.708	123.00	4.842	73.00	2.874	3.28	.128	140°	DIN 6537 K
18.00	.709	93.30	3.673	5	18	460.1-1800-081A1-XM	☆	☆	☆	☆	☆	☆	18.00	.708	143.00	5.629	93.00	3.661	3.28	.128	140°	DIN 6537 L
18.00	.709	147.30	5.799	8	18	460.1-1800-135A1-XM	☆	☆	☆	☆	☆	☆	18.00	.708	246.00	9.685	194.00	7.637	3.28	.128	140°	COROMANT
18.26	.719	58.10	2.287	3	20	460.1-1826-055A1-XM	☆	☆	☆	☆	☆	☆	20.00	.787	131.00	5.157	79.00	3.110	3.32	.130	140°	DIN 6537 K
18.26	.719	94.60	3.724	5	20	460.1-1826-082A1-XM	☆	☆	☆	☆	☆	☆	20.00	.787	153.00	6.023	101.00	3.976	3.32	.130	140°	DIN 6537 L
18.50	.728	58.90	2.319	3	20	460.1-1850-056A1-XM	☆	☆	☆	☆	☆	☆	20.00	.787	131.00	5.157	79.00	3.110	3.37	.132	140°	DIN 6537 K
18.50	.728	95.90	3.776	5	20	460.1-1850-083A1-XM	☆	☆	☆	☆	☆	☆	20.00	.787	153.00	6.023	101.00	3.976	3.37	.132	140°	DIN 6537 L
18.50	.728	151.40	5.961	8	20	460.1-1850-139A1-XM	☆	☆	☆	☆	☆	☆	20.00	.787	269.00	10.590	215.00	8.464	3.37	.132	140°	COROMANT
18.65	.734	59.30	2.335	3	20	460.1-1865-056A1-XM	☆	☆	☆	☆	☆	☆	20.00	.787	131.00	5.157	79.00	3.110	3.39	.133	140°	DIN 6537 K
18.65	.734	96.60	3.803	5	20	460.1-1865-084A1-XM	☆	☆	☆	☆	☆	☆	20.00	.787	153.00	6.023	101.00	3.976	3.39	.133	140°	DIN 6537 L
18.80	.740	59.80	2.354	3	20	460.1-1880-056A1-XM	☆	☆	☆	☆	☆	☆	20.00	.787	131.00	5.157	79.00	3.110	3.42	.134	140°	DIN 6537 K
19.00	.748	60.50	2.382	3	20	460.1-1900-057A1-XM	☆	☆	☆	☆	☆	☆	20.00	.787	131.00	5.157	79.00	3.110	3.46	.136	140°	DIN 6537 K
19.00	.748	98.50	3.878	5	20	460.1-1900-086A1-XM	☆	☆	☆	☆	☆	☆	20.00	.787	153.00	6.023	101.00	3.976	3.46	.136	140°	DIN 6537 L
19.00	.748	155.50	6.122	8	20	460.1-1900-143A1-XM	☆	☆	☆	☆	☆	☆	20.00	.787	269.00	10.590	215.00	8.464	3.46	.136	140°	COROMANT
19.05	.750	60.60	2.386	3	20	460.1-1905-057A1-XM	☆	☆	☆	☆	☆	☆	20.00	.787	131.00	5.157	79.00	3.110	3.47	.136	140°	DIN 6537 K
19.05	.750	98.70	3.886	5	20	460.1-1905-086A1-XM	☆	☆	☆	☆	☆	☆	20.00	.787	153.00	6.023	101.00	3.976	3.47	.136	140°	DIN 6537 L
19.50	.768	62.00	2.441	3	20	460.1-1950-059A1-XM	☆	☆	☆	☆	☆	☆	20.00	.787	131.00	5.157	79.00	3.110	3.55	.139	140°	DIN 6537 K
19.50	.768	101.00	3.976	5	20	460.1-1950-088A1-XM	☆	☆	☆	☆	☆	☆	20.00	.787	153.00	6.023	101.00	3.976	3.55	.139	140°	DIN 6537 L
19.50	.768	159.50	6.280	8	20	460.1-1950-146A1-XM	☆	☆	☆	☆	☆	☆	20.00	.787	269.00	10.590	215.00	8.464	3.55	.139	140°	COROMANT
19.80	.780	63.00	2.480	3	20	460.1-1980-059A1-XM	☆	☆	☆	☆	☆	☆	20.00	.787	131.00	5.157	79.00	3.110	3.60	.141	140°	DIN 6537 K
19.80	.780	102.60	4.039	5	20	460.1-1980-089A1-XM	☆	☆	☆	☆	☆	☆	20.00	.787	153.00	6.023	101.00	3.976	3.60	.141	140°	DIN 6537 L
20.00	.787	63.60	2.504	3	20	460.1-2000-060A1-XM	☆	☆	☆	☆	☆	☆	20.00	.787	131.00	5.157	79.00	3.110	3.64	.143	140°	DIN 6537 K
20.00	.787	103.60	4.079	5	20	460.1-2000-090A1-XM	☆	☆	☆	☆	☆	☆	20.00	.787	153.00	6.023	101.00	3.976	3.64	.143	140°	DIN 6537 L
20.00	.787	163.60	6.441	8	20	460.1-2000-150A1-XM	☆	☆	☆	☆	☆	☆	20.00	.787	269.00	10.590	215.00	8.464	3.64	.143	140°	COROMANT

O5 Q5 K230 K252 Q1 Q35

SANDVIK Coromant

Broca de metal duro integral CoroDrill® 460

Mango HA

TCHA H9
CNSC 0

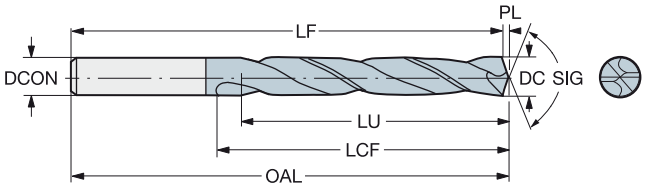

							P	M	K	N	S	H	Dimensiones, mm, pulg.									
							GC34	GC34	GC34	GC34	GC34	GC34										
DC	DC"	LU	LU"	ULDR	CZC_{MS}	Código de pedido							DCON	DCON"	OAL	OAL"	LCF	LCF"	PL	PL"	SIG	BSG
3.00	.118	9.50	.374	3	6	460.1-0300-009A0-XM	☆	☆	☆	☆	☆	☆	6.00	.236	62.00	2.440	20.00	.787	0.55	.021	140°	DIN 6537 K
3.00	.118	15.50	.610	5	6	460.1-0300-015A0-XM	☆	☆	☆	☆	☆	☆	6.00	.236	66.00	2.598	28.00	1.102	0.55	.021	140°	DIN 6537 L
3.10	.122	9.90	.390	3	6	460.1-0310-009A0-XM	☆	☆	☆	☆	☆	☆	6.00	.236	62.00	2.440	20.00	.787	0.56	.022	140°	DIN 6537 K
3.10	.122	16.10	.634	5	6	460.1-0310-016A0-XM	☆	☆	☆	☆	☆	☆	6.00	.236	66.00	2.598	28.00	1.102	0.56	.022	140°	DIN 6537 L
3.18	.125	10.10	.398	3	6	460.1-0318-010A0-XM	☆	☆	☆	☆	☆	☆	6.00	.236	62.00	2.440	20.00	.787	0.58	.022	140°	DIN 6537 K
3.18	.125	16.50	.650	5	6	460.1-0318-016A0-XM	☆	☆	☆	☆	☆	☆	6.00	.236	66.00	2.598	28.00	1.102	0.58	.022	140°	DIN 6537 L
3.20	.126	10.20	.402	3	6	460.1-0320-010A0-XM	☆	☆	☆	☆	☆	☆	6.00	.236	62.00	2.440	20.00	.787	0.58	.022	140°	DIN 6537 K
3.20	.126	16.60	.654	5	6	460.1-0320-016A0-XM	☆	☆	☆	☆	☆	☆	6.00	.236	66.00	2.598	28.00	1.102	0.58	.022	140°	DIN 6537 L
3.30	.130	10.50	.413	3	6	460.1-0330-010A0-XM	☆	☆	☆	☆	☆	☆	6.00	.236	62.00	2.440	20.00	.787	0.60	.023	140°	DIN 6537 K
3.30	.130	17.10	.673	5	6	460.1-0330-017A0-XM	☆	☆	☆	☆	☆	☆	6.00	.236	66.00	2.598	28.00	1.102	0.60	.023	140°	DIN 6537 L
3.40	.134	10.80	.425	3	6	460.1-0340-010A0-XM	☆	☆	☆	☆	☆	☆	6.00	.236	62.00	2.440	20.00	.787	0.62	.024	140°	DIN 6537 K
3.40	.134	17.60	.693	5	6	460.1-0340-017A0-XM	☆	☆	☆	☆	☆	☆	6.00	.236	66.00	2.598	28.00	1.102	0.62	.024	140°	DIN 6537 L
3.50	.138	11.10	.437	3	6	460.1-0350-011A0-XM	☆	☆	☆	☆	☆	☆	6.00	.236	62.00	2.440	20.00	.787	0.64	.025	140°	DIN 6537 K
3.50	.138	18.10	.713	5	6	460.1-0350-018A0-XM	☆	☆	☆	☆	☆	☆	6.00	.236	66.00	2.598	28.00	1.102	0.64	.025	140°	DIN 6537 L
3.57	.141	11.40	.449	3	6	460.1-0357-011A0-XM	☆	☆	☆	☆	☆	☆	6.00	.236	62.00	2.440	20.00	.787	0.65	.025	140°	DIN 6537 K
3.57	.141	18.50	.728	5	6	460.1-0357-018A0-XM	☆	☆	☆	☆	☆	☆	6.00	.236	66.00	2.598	28.00	1.102	0.65	.025	140°	DIN 6537 L
3.60	.142	11.50	.453	3	6	460.1-0360-011A0-XM	☆	☆	☆	☆	☆	☆	6.00	.236	62.00	2.440	20.00	.787	0.66	.025	140°	DIN 6537 K
3.60	.142	18.70	.736	5	6	460.1-0360-018A0-XM	☆	☆	☆	☆	☆	☆	6.00	.236	66.00	2.598	28.00	1.102	0.66	.025	140°	DIN 6537 L
3.70	.146	11.80	.465	3	6	460.1-0370-011A0-XM	☆	☆	☆	☆	☆	☆	6.00	.236	62.00	2.440	20.00	.787	0.67	.026	140°	DIN 6537 K
3.70	.146	19.20	.756	5	6	460.1-0370-019A0-XM	☆	☆	☆	☆	☆	☆	6.00	.236	66.00	2.598	28.00	1.102	0.67	.026	140°	DIN 6537 L
3.73	.147	11.90	.469	3	6	460.1-0373-011A0-XM	☆	☆	☆	☆	☆	☆	6.00	.236	62.00	2.440	20.00	.787	0.68	.026	140°	DIN 6537 K
3.80	.150	12.10	.476	3	6	460.1-0380-011A0-XM	☆	☆	☆	☆	☆	☆	6.00	.236	66.00	2.598	24.00	.944	0.69	.027	140°	DIN 6537 K
3.80	.150	19.70	.776	5	6	460.1-0380-019A0-XM	☆	☆	☆	☆	☆	☆	6.00	.236	74.00	2.913	36.00	1.417	0.69	.027	140°	DIN 6537 L
3.90	.154	12.40	.488	3	6	460.1-0390-012A0-XM	☆	☆	☆	☆	☆	☆	6.00	.236	66.00	2.598	24.00	.944	0.71	.027	140°	DIN 6537 K
3.90	.154	20.20	.795	5	6	460.1-0390-020A0-XM	☆	☆	☆	☆	☆	☆	6.00	.236	74.00	2.913	36.00	1.417	0.71	.027	140°	DIN 6537 L
3.97	.156	12.60	.496	3	6	460.1-0397-012A0-XM	☆	☆	☆	☆	☆	☆	6.00	.236	66.00	2.598	24.00	.944	0.72	.028	140°	DIN 6537 K
3.97	.156	20.60	.811	5	6	460.1-0397-020A0-XM	☆	☆	☆	☆	☆	☆	6.00	.236	74.00	2.913	36.00	1.417	0.72	.028	140°	DIN 6537 L
4.00	.157	12.70	.500	3	6	460.1-0400-012A0-XM	☆	☆	☆	☆	☆	☆	6.00	.236	66.00	2.598	24.00	.944	0.73	.028	140°	DIN 6537 K
4.00	.157	20.70	.815	5	6	460.1-0400-020A0-XM	☆	☆	☆	☆	☆	☆	6.00	.236	74.00	2.913	36.00	1.417	0.73	.028	140°	DIN 6537 L
4.10	.161	13.00	.512	3	6	460.1-0410-012A0-XM	☆	☆	☆	☆	☆	☆	6.00	.236	66.00	2.598	24.00	.944	0.75	.029	140°	DIN 6537 K
4.10	.161	21.20	.835	5	6	460.1-0410-021A0-XM	☆	☆	☆	☆	☆	☆	6.00	.236	74.00	2.913	36.00	1.417	0.75	.029	140°	DIN 6537 L
4.20	.165	13.40	.528	3	6	460.1-0420-013A0-XM	☆	☆	☆	☆	☆	☆	6.00	.236	66.00	2.598	24.00	.944	0.76	.030	140°	DIN 6537 K
4.20	.165	21.80	.858	5	6	460.1-0420-021A0-XM	☆	☆	☆	☆	☆	☆	6.00	.236	74.00	2.913	36.00	1.417	0.76	.030	140°	DIN 6537 L
4.30	.169	13.70	.539	3	6	460.1-0430-013A0-XM	☆	☆	☆	☆	☆	☆	6.00	.236	66.00	2.598	24.00	.944	0.78	.030	140°	DIN 6537 K
4.30	.169	22.30	.878	5	6	460.1-0430-022A0-XM	☆	☆	☆	☆	☆	☆	6.00	.236	74.00	2.913	36.00	1.417	0.78	.030	140°	DIN 6537 L
4.37	.172	13.90	.547	3	6	460.1-0437-013A0-XM	☆	☆	☆	☆	☆	☆	6.00	.236	66.00	2.598	24.00	.944	0.80	.031	140°	DIN 6537 K
4.37	.172	22.60	.890	5	6	460.1-0437-022A0-XM	☆	☆	☆	☆	☆	☆	6.00	.236	74.00	2.913	36.00	1.417	0.80	.031	140°	DIN 6537 L
4.40	.173	14.00	.551	3	6	460.1-0440-013A0-XM	☆	☆	☆	☆	☆	☆	6.00	.236	66.00	2.598	24.00	.944	0.80	.031	140°	DIN 6537 K
4.40	.173	22.80	.898	5	6	460.1-0440-022A0-XM	☆	☆	☆	☆	☆	☆	6.00	.236	74.00	2.913	36.00	1.417	0.80	.031	140°	DIN 6537 L
4.50	.177	14.30	.563	3	6	460.1-0450-014A0-XM	☆	☆	☆	☆	☆	☆	6.00	.236	66.00	2.598	24.00	.944	0.82	.032	140°	DIN 6537 K
4.50	.177	23.30	.917	5	6	460.1-0450-023A0-XM	☆	☆	☆	☆	☆	☆	6.00	.236	74.00	2.913	36.00	1.417	0.82	.032	140°	DIN 6537 L
4.60	.181	14.60	.575	3	6	460.1-0460-014A0-XM	☆	☆	☆	☆	☆	☆	6.00	.236	66.00	2.598	24.00	.944	0.84	.032	140°	DIN 6537 K
4.60	.181	23.80	.937	5	6	460.1-0460-023A0-XM	☆	☆	☆	☆	☆	☆	6.00	.236	74.00	2.913	36.00	1.417	0.84	.032	140°	DIN 6537 L
4.70	.185	15.00	.591	3	6	460.1-0470-014A0-XM	☆	☆	☆	☆	☆	☆	6.00	.236	66.00	2.598	24.00	.944	0.86	.033	140°	DIN 6537 K
4.70	.185	24.40	.961	5	6	460.1-0470-024A0-XM	☆	☆	☆	☆	☆	☆	6.00	.236	74.00	2.913	36.00	1.417	0.86	.033	140°	DIN 6537 L
4.76	.187	15.10	.594	3	6	460.1-0476-014A0-XM	☆	☆	☆	☆	☆	☆	6.00	.236	66.00	2.598	28.00	1.102	0.87	.034	140°	DIN 6537 K
4.76	.187	24.70	.972	5	6	460.1-0476-024A0-XM	☆	☆	☆	☆	☆	☆	6.00	.236	82.00	3.228	44.00	1.732	0.87	.034	140°	DIN 6537 L
4.80	.189	15.30	.602	3	6	460.1-0480-014A0-XM	☆	☆	☆	☆	☆	☆	6.00	.236	66.00	2.598	28.00	1.102	0.87	.034	140°	DIN 6537 K
4.80	.189	24.90	.980	5	6	460.1-0480-024A0-XM	☆	☆	☆	☆	☆	☆	6.00	.236	82.00	3.228	44.00	1.732	0.87	.034	140°	DIN 6537 L

O5 Q5 K230 K252 Q1 Q35

Broca de metal duro integral CoroDrill® 460

Mango HA

TCHA H9
CNSC 0

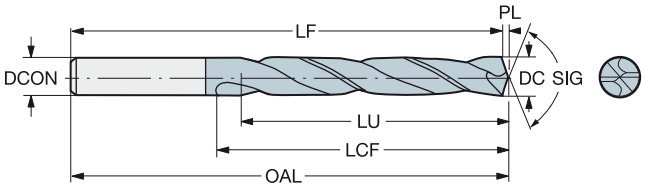

							P	M	K	N	S	H	Dimensiones, mm, pulg.								
DC	DC"	LU	LU"	ULDR	CZC_{MS}	Código de pedido	GC34	GC34	GC34	GC34	GC34	GC34	DCON	DCON"	OAL	OAL"	LCF	LCF"	PL	PL"	SIG	BSG
4.90	.193	15.60	.614	3	6	460.1-0490-015A0-XM	☆	☆	☆	☆	☆	☆	6.00	.236	66.00	2.598	28.00	1.102	0.89	.035	140°	DIN 6537 K
4.90	.193	25.40	1.000	5	6	460.1-0490-025A0-XM	☆	☆	☆	☆	☆	☆	6.00	.236	82.00	3.228	44.00	1.732	0.89	.035	140°	DIN 6537 L
5.00	.197	15.90	.626	3	6	460.1-0500-015A0-XM	☆	☆	☆	☆	☆	☆	6.00	.236	66.00	2.598	28.00	1.102	0.91	.035	140°	DIN 6537 K
5.00	.197	25.90	1.020	5	6	460.1-0500-025A0-XM	☆	☆	☆	☆	☆	☆	6.00	.236	82.00	3.228	44.00	1.732	0.91	.035	140°	DIN 6537 L
5.10	.201	16.20	.638	3	6	460.1-0510-015A0-XM	☆	☆	☆	☆	☆	☆	6.00	.236	66.00	2.598	28.00	1.102	0.93	.036	140°	DIN 6537 K
5.10	.201	26.40	1.039	5	6	460.1-0510-026A0-XM	☆	☆	☆	☆	☆	☆	6.00	.236	82.00	3.228	44.00	1.732	0.93	.036	140°	DIN 6537 L
5.16	.203	16.40	.646	3	6	460.1-0516-016A0-XM	☆	☆	☆	☆	☆	☆	6.00	.236	66.00	2.598	28.00	1.102	0.94	.036	140°	DIN 6537 K
5.16	.203	26.70	1.051	5	6	460.1-0516-026A0-XM	☆	☆	☆	☆	☆	☆	6.00	.236	82.00	3.228	44.00	1.732	0.94	.036	140°	DIN 6537 L
5.20	.205	16.50	.650	3	6	460.1-0520-016A0-XM	☆	☆	☆	☆	☆	☆	6.00	.236	66.00	2.598	28.00	1.102	0.95	.037	140°	DIN 6537 K
5.20	.205	26.90	1.059	5	6	460.1-0520-026A0-XM	☆	☆	☆	☆	☆	☆	6.00	.236	82.00	3.228	44.00	1.732	0.95	.037	140°	DIN 6537 L
5.50	.217	17.50	.689	3	6	460.1-0550-017A0-XM	☆	☆	☆	☆	☆	☆	6.00	.236	66.00	2.598	28.00	1.102	1.00	.039	140°	DIN 6537 K
5.50	.217	28.50	1.122	5	6	460.1-0550-028A0-XM	☆	☆	☆	☆	☆	☆	6.00	.236	82.00	3.228	44.00	1.732	1.00	.039	140°	DIN 6537 L
5.56	.219	17.70	.697	3	6	460.1-0556-017A0-XM	☆	☆	☆	☆	☆	☆	6.00	.236	66.00	2.598	28.00	1.102	1.01	.039	140°	DIN 6537 K
5.56	.219	28.80	1.134	5	6	460.1-0556-028A0-XM	☆	☆	☆	☆	☆	☆	6.00	.236	82.00	3.228	44.00	1.732	1.01	.039	140°	DIN 6537 L
5.60	.220	17.80	.701	3	6	460.1-0560-017A0-XM	☆	☆	☆	☆	☆	☆	6.00	.236	66.00	2.598	28.00	1.102	1.02	.040	140°	DIN 6537 K
5.60	.220	29.00	1.142	5	6	460.1-0560-028A0-XM	☆	☆	☆	☆	☆	☆	6.00	.236	82.00	3.228	44.00	1.732	1.02	.040	140°	DIN 6537 L
5.70	.224	18.10	.713	3	6	460.1-0570-017A0-XM	☆	☆	☆	☆	☆	☆	6.00	.236	66.00	2.598	28.00	1.102	1.04	.040	140°	DIN 6537 K
5.70	.224	29.50	1.161	5	6	460.1-0570-029A0-XM	☆	☆	☆	☆	☆	☆	6.00	.236	82.00	3.228	44.00	1.732	1.04	.040	140°	DIN 6537 L
5.80	.228	18.50	.728	3	6	460.1-0580-017A0-XM	☆	☆	☆	☆	☆	☆	6.00	.236	66.00	2.598	28.00	1.102	1.06	.041	140°	DIN 6537 K
5.80	.228	30.10	1.185	5	6	460.1-0580-029A0-XM	☆	☆	☆	☆	☆	☆	6.00	.236	82.00	3.228	44.00	1.732	1.06	.041	140°	DIN 6537 L
5.95	.234	18.90	.744	3	6	460.1-0595-018A0-XM	☆	☆	☆	☆	☆	☆	6.00	.236	66.00	2.598	28.00	1.102	1.08	.042	140°	DIN 6537 K
5.95	.234	30.80	1.213	5	6	460.1-0595-030A0-XM	☆	☆	☆	☆	☆	☆	6.00	.236	82.00	3.228	44.00	1.732	1.08	.042	140°	DIN 6537 L
6.00	.236	19.10	.752	3	6	460.1-0600-018A0-XM	☆	☆	☆	☆	☆	☆	6.00	.236	66.00	2.598	28.00	1.102	1.09	.042	140°	DIN 6537 K
6.00	.236	31.10	1.224	5	6	460.1-0600-030A0-XM	☆	☆	☆	☆	☆	☆	6.00	.236	82.00	3.228	44.00	1.732	1.09	.042	140°	DIN 6537 L
6.10	.240	19.40	.764	3	8	460.1-0610-018A0-XM	☆	☆	☆	☆	☆	☆	8.00	.314	79.00	3.110	34.00	1.338	1.11	.043	140°	DIN 6537 K
6.10	.240	31.60	1.244	5	8	460.1-0610-031A0-XM	☆	☆	☆	☆	☆	☆	8.00	.314	91.00	3.582	53.00	2.086	1.11	.043	140°	DIN 6537 L
6.20	.244	19.70	.776	3	8	460.1-0620-019A0-XM	☆	☆	☆	☆	☆	☆	8.00	.314	79.00	3.110	34.00	1.338	1.13	.044	140°	DIN 6537 K
6.20	.244	32.10	1.264	5	8	460.1-0620-031A0-XM	☆	☆	☆	☆	☆	☆	8.00	.314	91.00	3.582	53.00	2.086	1.13	.044	140°	DIN 6537 L
6.30	.248	20.00	.787	3	8	460.1-0630-019A0-XM	☆	☆	☆	☆	☆	☆	8.00	.314	79.00	3.110	34.00	1.338	1.15	.045	140°	DIN 6537 K
6.30	.248	32.60	1.283	5	8	460.1-0630-032A0-XM	☆	☆	☆	☆	☆	☆	8.00	.314	91.00	3.582	53.00	2.086	1.15	.045	140°	DIN 6537 L
6.35	.250	20.20	.795	3	8	460.1-0635-019A0-XM	☆	☆	☆	☆	☆	☆	8.00	.314	79.00	3.110	34.00	1.338	1.16	.045	140°	DIN 6537 K
6.35	.250	32.90	1.295	5	8	460.1-0635-032A0-XM	☆	☆	☆	☆	☆	☆	8.00	.314	91.00	3.582	53.00	2.086	1.16	.045	140°	DIN 6537 L
6.40	.252	20.40	.803	3	8	460.1-0640-019A0-XM	☆	☆	☆	☆	☆	☆	8.00	.314	79.00	3.110	34.00	1.338	1.16	.045	140°	DIN 6537 K
6.40	.252	33.20	1.307	5	8	460.1-0640-032A0-XM	☆	☆	☆	☆	☆	☆	8.00	.314	91.00	3.582	53.00	2.086	1.16	.045	140°	DIN 6537 L
6.50	.256	20.70	.815	3	8	460.1-0650-020A0-XM	☆	☆	☆	☆	☆	☆	8.00	.314	79.00	3.110	34.00	1.338	1.18	.046	140°	DIN 6537 K
6.50	.256	33.70	1.327	5	8	460.1-0650-033A0-XM	☆	☆	☆	☆	☆	☆	8.00	.314	91.00	3.582	53.00	2.086	1.18	.046	140°	DIN 6537 L
6.60	.260	21.00	.827	3	8	460.1-0660-020A0-XM	☆	☆	☆	☆	☆	☆	8.00	.314	79.00	3.110	34.00	1.338	1.20	.047	140°	DIN 6537 K
6.60	.260	34.20	1.346	5	8	460.1-0660-033A0-XM	☆	☆	☆	☆	☆	☆	8.00	.314	91.00	3.582	53.00	2.086	1.20	.047	140°	DIN 6537 L
6.70	.264	21.30	.839	3	8	460.1-0670-020A0-XM	☆	☆	☆	☆	☆	☆	8.00	.314	79.00	3.110	34.00	1.338	1.22	.047	140°	DIN 6537 K
6.70	.264	34.70	1.366	5	8	460.1-0670-034A0-XM	☆	☆	☆	☆	☆	☆	8.00	.314	91.00	3.582	53.00	2.086	1.22	.047	140°	DIN 6537 L
6.75	.266	21.50	.846	3	8	460.1-0675-020A0-XM	☆	☆	☆	☆	☆	☆	8.00	.314	79.00	3.110	34.00	1.338	1.23	.048	140°	DIN 6537 K
6.75	.266	35.00	1.378	5	8	460.1-0675-034A0-XM	☆	☆	☆	☆	☆	☆	8.00	.314	91.00	3.582	53.00	2.086	1.23	.048	140°	DIN 6537 L
6.80	.268	21.60	.850	3	8	460.1-0680-020A0-XM	☆	☆	☆	☆	☆	☆	8.00	.314	79.00	3.110	34.00	1.338	1.24	.048	140°	DIN 6537 K
6.80	.268	35.20	1.386	5	8	460.1-0680-034A0-XM	☆	☆	☆	☆	☆	☆	8.00	.314	91.00	3.582	53.00	2.086	1.24	.048	140°	DIN 6537 L
6.90	.272	22.00	.866	3	8	460.1-0690-021A0-XM	☆	☆	☆	☆	☆	☆	8.00	.314	79.00	3.110	34.00	1.338	1.26	.049	140°	DIN 6537 K
6.90	.272	35.80	1.409	5	8	460.1-0690-035A0-XM	☆	☆	☆	☆	☆	☆	8.00	.314	91.00	3.582	53.00	2.086	1.26	.049	140°	DIN 6537 L
7.00	.276	22.30	.878	3	8	460.1-0700-021A0-XM	☆	☆	☆	☆	☆	☆	8.00	.314	79.00	3.110	34.00	1.338	1.27	.050	140°	DIN 6537 K
7.00	.276	36.30	1.429	5	8	460.1-0700-035A0-XM	☆	☆	☆	☆	☆	☆	8.00	.314	91.00	3.582	53.00	2.086	1.27	.050	140°	DIN 6537 L
7.10	.280	22.60	.890	3	8	460.1-0710-021A0-XM	☆	☆	☆	☆	☆	☆	8.00	.314	79.00	3.110	41.00	1.614	1.29	.050	140°	DIN 6537 K
7.10	.280	36.80	1.449	5	8	460.1-0710-036A0-XM	☆	☆	☆	☆	☆	☆	8.00	.314	91.00	3.582	53.00	2.086	1.29	.050	140°	DIN 6537 L

O5 Q5 K230 K252 Q1 Q35

SANDVIK Coromant

Broca de metal duro integral CoroDrill® 460

Mango HA

TCHA H9
CNSC 0

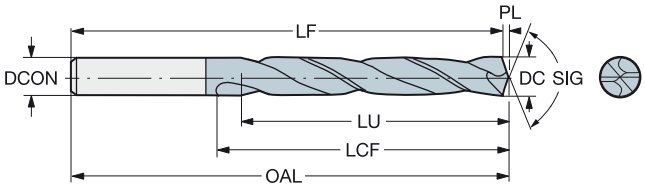

							P	M	K	N	S	H	Dimensiones, mm, pulg.									
							GC34	GC34	GC34	GC34	GC34	GC34										
DC	DC"	LU	LU"	ULDR	CZC_{MS}	Código de pedido							DCON	DCON"	OAL	OAL"	LCF	LCF"	PL	PL"	SIG	BSG
7.14	.281	22.70	.894	3	8	460.1-0714-021A0-XM	☆	☆	☆	☆	☆	☆	8.00	.314	79.00	3.110	41.00	1.614	1.30	.051	140°	DIN 6537 K
7.14	.281	37.00	1.457	5	8	460.1-0714-036A0-XM	☆	☆	☆	☆	☆	☆	8.00	.314	91.00	3.582	53.00	2.086	1.30	.051	140°	DIN 6537 L
7.30	.287	23.20	.913	3	8	460.1-0730-022A0-XM	☆	☆	☆	☆	☆	☆	8.00	.314	79.00	3.110	41.00	1.614	1.33	.052	140°	DIN 6537 K
7.30	.287	37.80	1.488	5	8	460.1-0730-037A0-XM	☆	☆	☆	☆	☆	☆	8.00	.314	91.00	3.582	53.00	2.086	1.33	.052	140°	DIN 6537 L
7.40	.291	23.50	.925	3	8	460.1-0740-022A0-XM	☆	☆	☆	☆	☆	☆	8.00	.314	79.00	3.110	41.00	1.614	1.35	.053	140°	DIN 6537 K
7.40	.291	38.30	1.508	5	8	460.1-0740-037A0-XM	☆	☆	☆	☆	☆	☆	8.00	.314	91.00	3.582	53.00	2.086	1.35	.053	140°	DIN 6537 L
7.50	.295	23.90	.941	3	8	460.1-0750-023A0-XM	☆	☆	☆	☆	☆	☆	8.00	.314	79.00	3.110	41.00	1.614	1.36	.053	140°	DIN 6537 K
7.50	.295	38.90	1.532	5	8	460.1-0750-038A0-XM	☆	☆	☆	☆	☆	☆	8.00	.314	91.00	3.582	53.00	2.086	1.36	.053	140°	DIN 6537 L
7.54	.297	24.00	.945	3	8	460.1-0754-023A0-XM	☆	☆	☆	☆	☆	☆	8.00	.314	79.00	3.110	41.00	1.614	1.37	.054	140°	DIN 6537 K
7.54	.297	39.10	1.539	5	8	460.1-0754-038A0-XM	☆	☆	☆	☆	☆	☆	8.00	.314	91.00	3.582	53.00	2.086	1.37	.054	140°	DIN 6537 L
7.60	.299	24.20	.953	3	8	460.1-0760-023A0-XM	☆	☆	☆	☆	☆	☆	8.00	.314	79.00	3.110	41.00	1.614	1.38	.054	140°	DIN 6537 K
7.60	.299	39.40	1.551	5	8	460.1-0760-038A0-XM	☆	☆	☆	☆	☆	☆	8.00	.314	91.00	3.582	53.00	2.086	1.38	.054	140°	DIN 6537 L
7.70	.303	24.50	.965	3	8	460.1-0770-023A0-XM	☆	☆	☆	☆	☆	☆	8.00	.314	79.00	3.110	41.00	1.614	1.40	.055	140°	DIN 6537 K
7.70	.303	39.90	1.571	5	8	460.1-0770-039A0-XM	☆	☆	☆	☆	☆	☆	8.00	.314	91.00	3.582	53.00	2.086	1.40	.055	140°	DIN 6537 L
7.80	.307	24.80	.976	3	8	460.1-0780-023A0-XM	☆	☆	☆	☆	☆	☆	8.00	.314	79.00	3.110	41.00	1.614	1.42	.055	140°	DIN 6537 K
7.80	.307	40.40	1.591	5	8	460.1-0780-039A0-XM	☆	☆	☆	☆	☆	☆	8.00	.314	91.00	3.582	53.00	2.086	1.42	.055	140°	DIN 6537 L
7.90	.311	25.10	.988	3	8	460.1-0790-024A0-XM	☆	☆	☆	☆	☆	☆	8.00	.314	79.00	3.110	41.00	1.614	1.44	.056	140°	DIN 6537 K
7.90	.311	40.90	1.610	5	8	460.1-0790-040A0-XM	☆	☆	☆	☆	☆	☆	8.00	.314	91.00	3.582	53.00	2.086	1.44	.056	140°	DIN 6537 L
7.94	.313	25.30	.996	3	8	460.1-0794-024A0-XM	☆	☆	☆	☆	☆	☆	8.00	.314	79.00	3.110	41.00	1.614	1.44	.056	140°	DIN 6537 K
7.94	.313	41.10	1.618	5	8	460.1-0794-040A0-XM	☆	☆	☆	☆	☆	☆	8.00	.314	91.00	3.582	53.00	2.086	1.44	.056	140°	DIN 6537 L
8.00	.315	25.50	1.004	3	8	460.1-0800-024A0-XM	☆	☆	☆	☆	☆	☆	8.00	.314	79.00	3.110	41.00	1.614	1.46	.057	140°	DIN 6537 K
8.00	.315	41.50	1.634	5	8	460.1-0800-040A0-XM	☆	☆	☆	☆	☆	☆	8.00	.314	91.00	3.582	53.00	2.086	1.46	.057	140°	DIN 6537 L
8.10	.319	25.80	1.016	3	10	460.1-0810-024A0-XM	☆	☆	☆	☆	☆	☆	10.00	.393	89.00	3.503	47.00	1.850	1.47	.058	140°	DIN 6537 K
8.10	.319	42.00	1.654	5	10	460.1-0810-041A0-XM	☆	☆	☆	☆	☆	☆	10.00	.393	103.00	4.055	61.00	2.401	1.47	.058	140°	DIN 6537 L
8.20	.323	26.10	1.028	3	10	460.1-0820-025A0-XM	☆	☆	☆	☆	☆	☆	10.00	.393	89.00	3.503	47.00	1.850	1.49	.058	140°	DIN 6537 K
8.20	.323	42.50	1.673	5	10	460.1-0820-041A0-XM	☆	☆	☆	☆	☆	☆	10.00	.393	103.00	4.055	61.00	2.401	1.49	.058	140°	DIN 6537 L
8.33	.328	26.50	1.043	3	10	460.1-0833-025A0-XM	☆	☆	☆	☆	☆	☆	10.00	.393	89.00	3.503	47.00	1.850	1.52	.059	140°	DIN 6537 K
8.33	.328	43.20	1.701	5	10	460.1-0833-042A0-XM	☆	☆	☆	☆	☆	☆	10.00	.393	103.00	4.055	61.00	2.401	1.52	.059	140°	DIN 6537 L
8.40	.331	26.70	1.051	3	10	460.1-0840-025A0-XM	☆	☆	☆	☆	☆	☆	10.00	.393	89.00	3.503	47.00	1.850	1.53	.060	140°	DIN 6537 K
8.40	.331	43.50	1.713	5	10	460.1-0840-042A0-XM	☆	☆	☆	☆	☆	☆	10.00	.393	103.00	4.055	61.00	2.401	1.53	.060	140°	DIN 6537 L
8.50	.335	27.00	1.063	3	10	460.1-0850-026A0-XM	☆	☆	☆	☆	☆	☆	10.00	.393	89.00	3.503	47.00	1.850	1.55	.060	140°	DIN 6537 K
8.50	.335	44.00	1.732	5	10	460.1-0850-043A0-XM	☆	☆	☆	☆	☆	☆	10.00	.393	103.00	4.055	61.00	2.401	1.55	.060	140°	DIN 6537 L
8.60	.339	27.40	1.079	3	10	460.1-0860-026A0-XM	☆	☆	☆	☆	☆	☆	10.00	.393	89.00	3.503	47.00	1.850	1.57	.061	140°	DIN 6537 K
8.60	.339	44.60	1.756	5	10	460.1-0860-043A0-XM	☆	☆	☆	☆	☆	☆	10.00	.393	103.00	4.055	61.00	2.401	1.57	.061	140°	DIN 6537 L
8.70	.343	27.70	1.091	3	10	460.1-0870-026A0-XM	☆	☆	☆	☆	☆	☆	10.00	.393	89.00	3.503	47.00	1.850	1.58	.062	140°	DIN 6537 K
8.70	.343	45.10	1.776	5	10	460.1-0870-044A0-XM	☆	☆	☆	☆	☆	☆	10.00	.393	103.00	4.055	61.00	2.401	1.58	.062	140°	DIN 6537 L
8.73	.344	27.80	1.094	3	10	460.1-0873-026A0-XM	☆	☆	☆	☆	☆	☆	10.00	.393	89.00	3.503	47.00	1.850	1.59	.062	140°	DIN 6537 K
8.73	.344	45.20	1.780	5	10	460.1-0873-044A0-XM	☆	☆	☆	☆	☆	☆	10.00	.393	103.00	4.055	61.00	2.401	1.59	.062	140°	DIN 6537 L
8.80	.346	28.00	1.102	3	10	460.1-0880-026A0-XM	☆	☆	☆	☆	☆	☆	10.00	.393	89.00	3.503	47.00	1.850	1.60	.063	140°	DIN 6537 K
8.80	.346	45.60	1.795	5	10	460.1-0880-044A0-XM	☆	☆	☆	☆	☆	☆	10.00	.393	103.00	4.055	61.00	2.401	1.60	.063	140°	DIN 6537 L
8.90	.350	46.10	1.815	5	10	460.1-0890-045A0-XM	☆	☆	☆	☆	☆	☆	10.00	.393	103.00	4.055	61.00	2.401	1.62	.063	140°	DIN 6537 L
9.00	.354	28.60	1.126	3	10	460.1-0900-027A0-XM	☆	☆	☆	☆	☆	☆	10.00	.393	89.00	3.503	47.00	1.850	1.64	.064	140°	DIN 6537 K
9.00	.354	46.60	1.835	5	10	460.1-0900-045A0-XM	☆	☆	☆	☆	☆	☆	10.00	.393	103.00	4.055	61.00	2.401	1.64	.064	140°	DIN 6537 L
9.10	.358	29.00	1.142	3	10	460.1-0910-027A0-XM	☆	☆	☆	☆	☆	☆	10.00	.393	89.00	3.503	47.00	1.850	1.66	.065	140°	DIN 6537 K
9.10	.358	47.20	1.858	5	10	460.1-0910-046A0-XM	☆	☆	☆	☆	☆	☆	10.00	.393	103.00	4.055	61.00	2.401	1.66	.065	140°	DIN 6537 L
9.13	.359	29.10	1.146	3	10	460.1-0913-027A0-XM	☆	☆	☆	☆	☆	☆	10.00	.393	89.00	3.503	47.00	1.850	1.66	.065	140°	DIN 6537 K
9.13	.359	47.30	1.862	5	10	460.1-0913-046A0-XM	☆	☆	☆	☆	☆	☆	10.00	.393	103.00	4.055	61.00	2.401	1.66	.065	140°	DIN 6537 L
9.30	.366	29.60	1.165	3	10	460.1-0930-028A0-XM	☆	☆	☆	☆	☆	☆	10.00	.393	89.00	3.503	47.00	1.850	1.69	.066	140°	DIN 6537 K
9.30	.366	48.20	1.898	5	10	460.1-0930-047A0-XM	☆	☆	☆	☆	☆	☆	10.00	.393	103.00	4.055	61.00	2.401	1.69	.066	140°	DIN 6537 L

O5 Q5 K230 K252 Q1 Q35

Broca de metal duro integral CoroDrill® 460

Mango HA

TCHA H9
CNSC 0

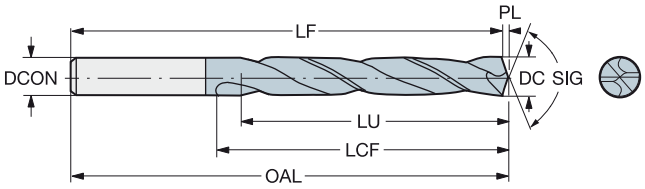

							P	M	K	N	S	H	Dimensiones, mm, pulg.								
DC	DC"	LU	LU"	ULDR	CZC_{MS}	Código de pedido	GC34	GC34	GC34	GC34	GC34	GC34	DCON	DCON"	OAL	OAL"	LCF	LCF"	PL	PL"	SIG	BSG
9.40	.370	29.90	1.177	3	10	460.1-0940-028A0-XM	☆	☆	☆	☆	☆	☆	10.00	.393	89.00	3.503	47.00	1.850	1.71	.067	140°	DIN 6537 K
9.40	.370	48.70	1.917	5	10	460.1-0940-047A0-XM	☆	☆	☆	☆	☆	☆	10.00	.393	103.00	4.055	61.00	2.401	1.71	.067	140°	DIN 6537 L
9.50	.374	30.20	1.189	3	10	460.1-0950-029A0-XM	☆	☆	☆	☆	☆	☆	10.00	.393	89.00	3.503	47.00	1.850	1.73	.068	140°	DIN 6537 K
9.50	.374	49.20	1.937	5	10	460.1-0950-048A0-XM	☆	☆	☆	☆	☆	☆	10.00	.393	103.00	4.055	61.00	2.401	1.73	.068	140°	DIN 6537 L
9.53	.375	30.30	1.193	3	10	460.1-0953-029A0-XM	☆	☆	☆	☆	☆	☆	10.00	.393	89.00	3.503	47.00	1.850	1.73	.068	140°	DIN 6537 K
9.53	.375	49.40	1.945	5	10	460.1-0953-048A0-XM	☆	☆	☆	☆	☆	☆	10.00	.393	103.00	4.055	61.00	2.401	1.73	.068	140°	DIN 6537 L
9.60	.378	30.50	1.201	3	10	460.1-0960-029A0-XM	☆	☆	☆	☆	☆	☆	10.00	.393	89.00	3.503	47.00	1.850	1.75	.068	140°	DIN 6537 K
9.60	.378	49.70	1.957	5	10	460.1-0960-048A0-XM	☆	☆	☆	☆	☆	☆	10.00	.393	103.00	4.055	61.00	2.401	1.75	.068	140°	DIN 6537 L
9.70	.382	30.90	1.217	3	10	460.1-0970-029A0-XM	☆	☆	☆	☆	☆	☆	10.00	.393	89.00	3.503	47.00	1.850	1.77	.069	140°	DIN 6537 K
9.70	.382	50.30	1.980	5	10	460.1-0970-049A0-XM	☆	☆	☆	☆	☆	☆	10.00	.393	103.00	4.055	61.00	2.401	1.77	.069	140°	DIN 6537 L
9.80	.386	31.20	1.228	3	10	460.1-0980-029A0-XM	☆	☆	☆	☆	☆	☆	10.00	.393	89.00	3.503	47.00	1.850	1.78	.070	140°	DIN 6537 K
9.80	.386	50.80	2.000	5	10	460.1-0980-049A0-XM	☆	☆	☆	☆	☆	☆	10.00	.393	103.00	4.055	61.00	2.401	1.78	.070	140°	DIN 6537 L
9.90	.390	31.50	1.240	3	10	460.1-0990-030A0-XM	☆	☆	☆	☆	☆	☆	10.00	.393	89.00	3.503	47.00	1.850	1.80	.070	140°	DIN 6537 K
9.90	.390	51.30	2.020	5	10	460.1-0990-050A0-XM	☆	☆	☆	☆	☆	☆	10.00	.393	103.00	4.055	61.00	2.401	1.80	.070	140°	DIN 6537 L
9.92	.391	31.60	1.244	3	10	460.1-0992-030A0-XM	☆	☆	☆	☆	☆	☆	10.00	.393	89.00	3.503	47.00	1.850	1.81	.071	140°	DIN 6537 K
9.92	.391	51.40	2.024	5	10	460.1-0992-050A0-XM	☆	☆	☆	☆	☆	☆	10.00	.393	103.00	4.055	61.00	2.401	1.81	.071	140°	DIN 6537 L
10.00	.394	31.80	1.252	3	10	460.1-1000-030A0-XM	☆	☆	☆	☆	☆	☆	10.00	.393	89.00	3.503	47.00	1.850	1.82	.071	140°	DIN 6537 K
10.00	.394	51.80	2.039	5	10	460.1-1000-050A0-XM	☆	☆	☆	☆	☆	☆	10.00	.393	103.00	4.055	61.00	2.401	1.82	.071	140°	DIN 6537 L
10.10	.398	32.10	1.264	3	12	460.1-1010-030A0-XM	☆	☆	☆	☆	☆	☆	12.00	.472	102.00	4.015	55.00	2.165	1.84	.072	140°	DIN 6537 K
10.10	.398	52.30	2.059	5	12	460.1-1010-051A0-XM	☆	☆	☆	☆	☆	☆	12.00	.472	118.00	4.645	71.00	2.795	1.84	.072	140°	DIN 6537 L
10.20	.402	32.50	1.280	3	12	460.1-1020-031A0-XM	☆	☆	☆	☆	☆	☆	12.00	.472	102.00	4.015	55.00	2.165	1.86	.073	140°	DIN 6537 K
10.20	.402	52.90	2.083	5	12	460.1-1020-051A0-XM	☆	☆	☆	☆	☆	☆	12.00	.472	118.00	4.645	71.00	2.795	1.86	.073	140°	DIN 6537 L
10.30	.406	32.80	1.291	3	12	460.1-1030-031A0-XM	☆	☆	☆	☆	☆	☆	12.00	.472	102.00	4.015	55.00	2.165	1.87	.073	140°	DIN 6537 K
10.30	.406	53.40	2.102	5	12	460.1-1030-052A0-XM	☆	☆	☆	☆	☆	☆	12.00	.472	118.00	4.645	71.00	2.795	1.87	.073	140°	DIN 6537 L
10.32	.406	32.80	1.291	3	12	460.1-1032-031A0-XM	☆	☆	☆	☆	☆	☆	12.00	.472	102.00	4.015	55.00	2.165	1.88	.073	140°	DIN 6537 K
10.32	.406	53.50	2.106	5	12	460.1-1032-052A0-XM	☆	☆	☆	☆	☆	☆	12.00	.472	118.00	4.645	71.00	2.795	1.88	.073	140°	DIN 6537 L
10.40	.409	33.10	1.303	3	12	460.1-1040-031A0-XM	☆	☆	☆	☆	☆	☆	12.00	.472	102.00	4.015	55.00	2.165	1.89	.074	140°	DIN 6537 K
10.40	.409	53.90	2.122	5	12	460.1-1040-052A0-XM	☆	☆	☆	☆	☆	☆	12.00	.472	118.00	4.645	71.00	2.795	1.89	.074	140°	DIN 6537 L
10.50	.413	33.40	1.315	3	12	460.1-1050-032A0-XM	☆	☆	☆	☆	☆	☆	12.00	.472	102.00	4.015	55.00	2.165	1.91	.075	140°	DIN 6537 K
10.50	.413	54.40	2.142	5	12	460.1-1050-053A0-XM	☆	☆	☆	☆	☆	☆	12.00	.472	118.00	4.645	71.00	2.795	1.91	.075	140°	DIN 6537 L
10.60	.417	33.70	1.327	3	12	460.1-1060-032A0-XM	☆	☆	☆	☆	☆	☆	12.00	.472	102.00	4.015	55.00	2.165	1.93	.075	140°	DIN 6537 K
10.60	.417	54.90	2.161	5	12	460.1-1060-053A0-XM	☆	☆	☆	☆	☆	☆	12.00	.472	118.00	4.645	71.00	2.795	1.93	.075	140°	DIN 6537 L
10.72	.422	34.10	1.343	3	12	460.1-1072-032A0-XM	☆	☆	☆	☆	☆	☆	12.00	.472	102.00	4.015	55.00	2.165	1.95	.076	140°	DIN 6537 K
10.72	.422	55.60	2.189	5	12	460.1-1072-054A0-XM	☆	☆	☆	☆	☆	☆	12.00	.472	118.00	4.645	71.00	2.795	1.95	.076	140°	DIN 6537 L
10.80	.425	34.40	1.354	3	12	460.1-1080-032A0-XM	☆	☆	☆	☆	☆	☆	12.00	.472	102.00	4.015	55.00	2.165	1.97	.077	140°	DIN 6537 K
11.00	.433	35.00	1.378	3	12	460.1-1100-033A0-XM	☆	☆	☆	☆	☆	☆	12.00	.472	102.00	4.015	55.00	2.165	2.00	.078	140°	DIN 6537 K
11.00	.433	57.00	2.244	5	12	460.1-1100-055A0-XM	☆	☆	☆	☆	☆	☆	12.00	.472	118.00	4.645	71.00	2.795	2.00	.078	140°	DIN 6537 L
11.11	.437	35.40	1.394	3	12	460.1-1111-033A0-XM	☆	☆	☆	☆	☆	☆	12.00	.472	102.00	4.015	55.00	2.165	2.02	.079	140°	DIN 6537 K
11.11	.437	57.60	2.268	5	12	460.1-1111-056A0-XM	☆	☆	☆	☆	☆	☆	12.00	.472	118.00	4.645	71.00	2.795	2.02	.079	140°	DIN 6537 L
11.20	.441	35.60	1.402	3	12	460.1-1120-034A0-XM	☆	☆	☆	☆	☆	☆	12.00	.472	102.00	4.015	55.00	2.165	2.04	.080	140°	DIN 6537 K
11.20	.441	58.00	2.283	5	12	460.1-1120-056A0-XM	☆	☆	☆	☆	☆	☆	12.00	.472	118.00	4.645	71.00	2.795	2.04	.080	140°	DIN 6537 L
11.40	.449	36.30	1.429	3	12	460.1-1140-034A0-XM	☆	☆	☆	☆	☆	☆	12.00	.472	102.00	4.015	55.00	2.165	2.07	.081	140°	DIN 6537 K
11.40	.449	59.10	2.327	5	12	460.1-1140-057A0-XM	☆	☆	☆	☆	☆	☆	12.00	.472	118.00	4.645	71.00	2.795	2.07	.081	140°	DIN 6537 L
11.50	.453	36.60	1.441	3	12	460.1-1150-035A0-XM	☆	☆	☆	☆	☆	☆	12.00	.472	102.00	4.015	55.00	2.165	2.09	.082	140°	DIN 6537 K
11.50	.453	59.60	2.346	5	12	460.1-1150-058A0-XM	☆	☆	☆	☆	☆	☆	12.00	.472	118.00	4.645	71.00	2.795	2.09	.082	140°	DIN 6537 L
11.51	.453	36.60	1.441	3	12	460.1-1151-035A0-XM	☆	☆	☆	☆	☆	☆	12.00	.472	102.00	4.015	55.00	2.165	2.09	.082	140°	DIN 6537 K
11.51	.453	59.60	2.346	5	12	460.1-1151-058A0-XM	☆	☆	☆	☆	☆	☆	12.00	.472	118.00	4.645	71.00	2.795	2.09	.082	140°	DIN 6537 L
11.60	.457	36.90	1.453	3	12	460.1-1160-035A0-XM	☆	☆	☆	☆	☆	☆	12.00	.472	102.00	4.015	55.00	2.165	2.11	.083	140°	DIN 6537 K
11.60	.457	60.10	2.366	5	12	460.1-1160-058A0-XM	☆	☆	☆	☆	☆	☆	12.00	.472	118.00	4.645	71.00	2.795	2.11	.083	140°	DIN 6537 L

O5

Q5

K230

K252

Q1

Q35

SANDVIK Coromant

Broca de metal duro integral CoroDrill® 460

Mango HA

TCHA H9
CNSC 0

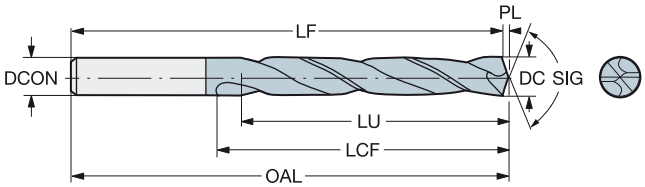

							P	M	K	N	S	H	Dimensiones, mm, pulg.								
							GC34	GC34	GC34	GC34	GC34	GC34									
DC	DC"	LU	LU"	ULDR	CZC_{MS}	Código de pedido							DCON	DCON"	OAL	OAL"	LCF	LCF"	PL	PL"	SIG	BSG
11.80	.465	37.50	1.476	3	12	460.1-1180-035A0-XM	☆	☆	☆	☆	☆	☆	12.00	.472	102.00	4.015	55.00	2.165	2.15	.084	140°	DIN 6537 K
11.80	.465	61.10	2.406	5	12	460.1-1180-059A0-XM	☆	☆	☆	☆	☆	☆	12.00	.472	118.00	4.645	71.00	2.795	2.15	.084	140°	DIN 6537 L
11.91	.469	37.90	1.492	3	12	460.1-1191-036A0-XM	☆	☆	☆	☆	☆	☆	12.00	.472	102.00	4.015	55.00	2.165	2.17	.085	140°	DIN 6537 K
11.91	.469	61.70	2.429	5	12	460.1-1191-060A0-XM	☆	☆	☆	☆	☆	☆	12.00	.472	118.00	4.645	71.00	2.795	2.17	.085	140°	DIN 6537 L
12.00	.472	38.20	1.504	3	12	460.1-1200-036A0-XM	☆	☆	☆	☆	☆	☆	12.00	.472	102.00	4.015	55.00	2.165	2.18	.085	140°	DIN 6537 K
12.00	.472	62.20	2.449	5	12	460.1-1200-060A0-XM	☆	☆	☆	☆	☆	☆	12.00	.472	118.00	4.645	71.00	2.795	2.18	.085	140°	DIN 6537 L
12.10	.476	38.50	1.516	3	14	460.1-1210-036A0-XM	☆	☆	☆	☆	☆	☆	14.00	.551	107.00	4.212	60.00	2.362	2.20	.086	140°	DIN 6537 K
12.10	.476	62.70	2.469	5	14	460.1-1210-061A0-XM	☆	☆	☆	☆	☆	☆	14.00	.551	124.00	4.881	77.00	3.031	2.20	.086	140°	DIN 6537 L
12.20	.480	38.80	1.528	3	14	460.1-1220-037A0-XM	☆	☆	☆	☆	☆	☆	14.00	.551	107.00	4.212	60.00	2.362	2.22	.087	140°	DIN 6537 K
12.20	.480	63.20	2.488	5	14	460.1-1220-061A0-XM	☆	☆	☆	☆	☆	☆	14.00	.551	124.00	4.881	77.00	3.031	2.22	.087	140°	DIN 6537 L
12.30	.484	39.10	1.539	3	14	460.1-1230-037A0-XM	☆	☆	☆	☆	☆	☆	14.00	.551	107.00	4.212	60.00	2.362	2.24	.088	140°	DIN 6537 K
12.30	.484	63.70	2.508	5	14	460.1-1230-062A0-XM	☆	☆	☆	☆	☆	☆	14.00	.551	124.00	4.881	77.00	3.031	2.24	.088	140°	DIN 6537 L
12.50	.492	39.80	1.567	3	14	460.1-1250-038A0-XM	☆	☆	☆	☆	☆	☆	14.00	.551	107.00	4.212	60.00	2.362	2.27	.089	140°	DIN 6537 K
12.50	.492	64.80	2.551	5	14	460.1-1250-063A0-XM	☆	☆	☆	☆	☆	☆	14.00	.551	124.00	4.881	77.00	3.031	2.27	.089	140°	DIN 6537 L
12.70	.500	40.40	1.591	3	14	460.1-1270-038A0-XM	☆	☆	☆	☆	☆	☆	14.00	.551	107.00	4.212	60.00	2.362	2.31	.090	140°	DIN 6537 K
12.70	.500	65.80	2.591	5	14	460.1-1270-064A0-XM	☆	☆	☆	☆	☆	☆	14.00	.551	124.00	4.881	77.00	3.031	2.31	.090	140°	DIN 6537 L
12.80	.504	40.70	1.602	3	14	460.1-1280-038A0-XM	☆	☆	☆	☆	☆	☆	14.00	.551	107.00	4.212	60.00	2.362	2.33	.091	140°	DIN 6537 K
12.80	.504	66.30	2.610	5	14	460.1-1280-064A0-XM	☆	☆	☆	☆	☆	☆	14.00	.551	124.00	4.881	77.00	3.031	2.33	.091	140°	DIN 6537 L
13.00	.512	41.40	1.630	3	14	460.1-1300-039A0-XM	☆	☆	☆	☆	☆	☆	14.00	.551	107.00	4.212	60.00	2.362	2.37	.093	140°	DIN 6537 K
13.00	.512	67.40	2.654	5	14	460.1-1300-065A0-XM	☆	☆	☆	☆	☆	☆	14.00	.551	124.00	4.881	77.00	3.031	2.37	.093	140°	DIN 6537 L
13.10	.516	41.70	1.642	3	14	460.1-1310-039A0-XM	☆	☆	☆	☆	☆	☆	14.00	.551	107.00	4.212	60.00	2.362	2.38	.093	140°	DIN 6537 K
13.10	.516	67.90	2.673	5	14	460.1-1310-066A0-XM	☆	☆	☆	☆	☆	☆	14.00	.551	124.00	4.881	77.00	3.031	2.38	.093	140°	DIN 6537 L
13.49	.531	42.90	1.689	3	14	460.1-1349-041A0-XM	☆	☆	☆	☆	☆	☆	14.00	.551	107.00	4.212	60.00	2.362	2.45	.096	140°	DIN 6537 K
13.49	.531	69.90	2.752	5	14	460.1-1349-061A0-XM	☆	☆	☆	☆	☆	☆	14.00	.551	124.00	4.881	77.00	3.031	2.45	.096	140°	DIN 6537 L
13.50	.531	43.00	1.693	3	14	460.1-1350-041A0-XM	☆	☆	☆	☆	☆	☆	14.00	.551	107.00	4.212	60.00	2.362	2.46	.096	140°	DIN 6537 K
13.50	.531	70.00	2.756	5	14	460.1-1350-061A0-XM	☆	☆	☆	☆	☆	☆	14.00	.551	124.00	4.881	77.00	3.031	2.46	.096	140°	DIN 6537 L
13.80	.543	43.90	1.728	3	14	460.1-1380-041A0-XM	☆	☆	☆	☆	☆	☆	14.00	.551	107.00	4.212	60.00	2.362	2.51	.098	140°	DIN 6537 K
13.80	.543	71.50	2.815	5	14	460.1-1380-062A0-XM	☆	☆	☆	☆	☆	☆	14.00	.551	124.00	4.881	77.00	3.031	2.51	.098	140°	DIN 6537 L
13.89	.547	44.20	1.740	3	14	460.1-1389-042A0-XM	☆	☆	☆	☆	☆	☆	14.00	.551	107.00	4.212	60.00	2.362	2.53	.099	140°	DIN 6537 K
13.89	.547	72.00	2.835	5	14	460.1-1389-063A0-XM	☆	☆	☆	☆	☆	☆	14.00	.551	124.00	4.881	77.00	3.031	2.53	.099	140°	DIN 6537 L
14.00	.551	44.50	1.752	3	14	460.1-1400-042A0-XM	☆	☆	☆	☆	☆	☆	14.00	.551	107.00	4.212	60.00	2.362	2.55	.100	140°	DIN 6537 K
14.00	.551	72.50	2.854	5	14	460.1-1400-063A0-XM	☆	☆	☆	☆	☆	☆	14.00	.551	124.00	4.881	77.00	3.031	2.55	.100	140°	DIN 6537 L
14.25	.561	45.30	1.783	3	16	460.1-1425-043A0-XM	☆	☆	☆	☆	☆	☆	16.00	.629	115.00	4.527	65.00	2.559	2.59	.102	140°	DIN 6537 K
14.25	.561	73.80	2.906	5	16	460.1-1425-071A0-XM	☆	☆	☆	☆	☆	☆	16.00	.629	133.00	5.236	83.00	3.267	2.59	.102	140°	DIN 6537 L
14.29	.563	45.50	1.791	3	16	460.1-1429-043A0-XM	☆	☆	☆	☆	☆	☆	16.00	.629	115.00	4.527	65.00	2.559	2.60	.102	140°	DIN 6537 K
14.29	.563	74.10	2.917	5	16	460.1-1429-072A0-XM	☆	☆	☆	☆	☆	☆	16.00	.629	133.00	5.236	83.00	3.267	2.60	.102	140°	DIN 6537 L
14.50	.571	46.10	1.815	3	16	460.1-1450-044A0-XM	☆	☆	☆	☆	☆	☆	16.00	.629	115.00	4.527	65.00	2.559	2.64	.103	140°	DIN 6537 K
14.50	.571	75.10	2.957	5	16	460.1-1450-073A0-XM	☆	☆	☆	☆	☆	☆	16.00	.629	133.00	5.236	83.00	3.267	2.64	.103	140°	DIN 6537 L
14.68	.578	46.70	1.839	3	16	460.1-1468-044A0-XM	☆	☆	☆	☆	☆	☆	16.00	.629	115.00	4.527	65.00	2.559	2.67	.105	140°	DIN 6537 K
14.68	.578	76.10	2.996	5	16	460.1-1468-073A0-XM	☆	☆	☆	☆	☆	☆	16.00	.629	133.00	5.236	83.00	3.267	2.67	.105	140°	DIN 6537 L
14.80	.583	47.10	1.854	3	16	460.1-1480-044A0-XM	☆	☆	☆	☆	☆	☆	16.00	.629	115.00	4.527	65.00	2.559	2.69	.106	140°	DIN 6537 K
14.80	.583	76.70	3.020	5	16	460.1-1480-067A0-XM	☆	☆	☆	☆	☆	☆	16.00	.629	133.00	5.236	83.00	3.267	2.69	.106	140°	DIN 6537 L
15.00	.591	47.70	1.878	3	16	460.1-1500-045A0-XM	☆	☆	☆	☆	☆	☆	16.00	.629	115.00	4.527	65.00	2.559	2.73	.107	140°	DIN 6537 K
15.00	.591	77.70	3.059	5	16	460.1-1500-068A0-XM	☆	☆	☆	☆	☆	☆	16.00	.629	133.00	5.236	83.00	3.267	2.73	.107	140°	DIN 6537 L
15.08	.594	48.00	1.890	3	16	460.1-1508-045A0-XM	☆	☆	☆	☆	☆	☆	16.00	.629	115.00	4.527	65.00	2.559	2.74	.108	140°	DIN 6537 K
15.08	.594	78.10	3.075	5	16	460.1-1508-068A0-XM	☆	☆	☆	☆	☆	☆	16.00	.629	133.00	5.236	83.00	3.267	2.74	.108	140°	DIN 6537 L
15.10	.594	48.00	1.890	3	16	460.1-1510-045A0-XM	☆	☆	☆	☆	☆	☆	16.00	.629	115.00	4.527	65.00	2.559	2.75	.108	140°	DIN 6537 K
15.10	.594	78.20	3.079	5	16	460.1-1510-068A0-XM	☆	☆	☆	☆	☆	☆	16.00	.629	133.00	5.236	83.00	3.267	2.75	.108	140°	DIN 6537 L
15.48	.609	49.30	1.941	3	16	460.1-1548-046A0-XM	☆	☆	☆	☆	☆	☆	16.00	.629	115.00	4.527	65.00	2.559	2.82	.110	140°	DIN 6537 K
15.48	.609	80.20	3.157	5	16	460.1-1548-070A0-XM	☆	☆	☆	☆	☆	☆	16.00	.629	133.00	5.236	83.00	3.267	2.82	.110	140°	DIN 6537 L

O5 Q5 K230 K252 Q1 Q35

Broca de metal duro integral CoroDrill® 460

Mango HA

TCHA H9
CNSC 0

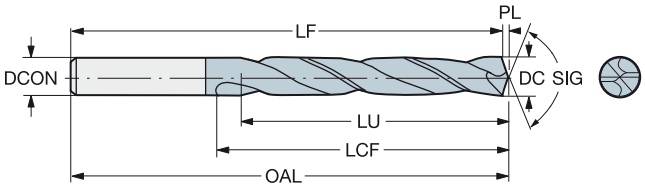

							P	M	K	N	S	H	Dimensiones, mm, pulg.									
DC	DC"	LU	LU"	ULDR	CZC_{MS}	Código de pedido	GC34	GC34	GC34	GC34	GC34	GC34	DCON	DCON"	OAL	OAL"	LCF	LCF"	PL	PL"	SIG	BSG
15.50	.610	49.30	1.941	3	16	460.1-1550-047A0-XM	☆	☆	☆	☆	☆	☆	16.00	.629	115.00	4.527	65.00	2.559	2.82	.111	140°	DIN 6537 K
15.50	.610	80.30	3.161	5	16	460.1-1550-070A0-XM	☆	☆	☆	☆	☆	☆	16.00	.629	133.00	5.236	83.00	3.267	2.82	.111	140°	DIN 6537 L
15.80	.622	50.30	1.980	3	16	460.1-1580-047A0-XM	☆	☆	☆	☆	☆	☆	16.00	.629	115.00	4.527	65.00	2.559	2.88	.113	140°	DIN 6537 K
15.80	.622	81.90	3.224	5	16	460.1-1580-071A0-XM	☆	☆	☆	☆	☆	☆	16.00	.629	133.00	5.236	83.00	3.267	2.88	.113	140°	DIN 6537 L
15.88	.625	50.50	1.988	3	16	460.1-1588-047A0-XM	☆	☆	☆	☆	☆	☆	16.00	.629	115.00	4.527	65.00	2.559	2.89	.113	140°	DIN 6537 K
15.88	.625	82.30	3.240	5	16	460.1-1588-071A0-XM	☆	☆	☆	☆	☆	☆	16.00	.629	133.00	5.236	83.00	3.267	2.89	.113	140°	DIN 6537 L
16.00	.630	50.90	2.004	3	16	460.1-1600-048A0-XM	☆	☆	☆	☆	☆	☆	16.00	.629	115.00	4.527	65.00	2.559	2.91	.114	140°	DIN 6537 K
16.00	.630	82.90	3.264	5	16	460.1-1600-072A0-XM	☆	☆	☆	☆	☆	☆	16.00	.629	133.00	5.236	83.00	3.267	2.91	.114	140°	DIN 6537 L
16.27	.641	51.80	2.039	3	18	460.1-1627-049A0-XM	☆	☆	☆	☆	☆	☆	18.00	.708	123.00	4.842	73.00	2.874	2.96	.116	140°	DIN 6537 K
16.27	.641	84.30	3.319	5	18	460.1-1627-081A0-XM	☆	☆	☆	☆	☆	☆	18.00	.708	143.00	5.629	93.00	3.661	2.96	.116	140°	DIN 6537 L
16.50	.650	52.50	2.067	3	18	460.1-1650-050A0-XM	☆	☆	☆	☆	☆	☆	18.00	.708	123.00	4.842	73.00	2.874	3.00	.118	140°	DIN 6537 K
16.50	.650	85.50	3.366	5	18	460.1-1650-074A0-XM	☆	☆	☆	☆	☆	☆	18.00	.708	143.00	5.629	93.00	3.661	3.00	.118	140°	DIN 6537 L
16.67	.656	53.00	2.087	3	18	460.1-1667-050A0-XM	☆	☆	☆	☆	☆	☆	18.00	.708	123.00	4.842	73.00	2.874	3.03	.119	140°	DIN 6537 K
16.67	.656	86.40	3.402	5	18	460.1-1667-075A0-XM	☆	☆	☆	☆	☆	☆	18.00	.708	143.00	5.629	93.00	3.661	3.03	.119	140°	DIN 6537 L
17.00	.669	54.10	2.130	3	18	460.1-1700-051A0-XM	☆	☆	☆	☆	☆	☆	18.00	.708	123.00	4.842	73.00	2.874	3.09	.121	140°	DIN 6537 K
17.00	.669	88.10	3.469	5	18	460.1-1700-077A0-XM	☆	☆	☆	☆	☆	☆	18.00	.708	143.00	5.629	93.00	3.661	3.09	.121	140°	DIN 6537 L
17.07	.672	54.30	2.138	3	18	460.1-1707-051A0-XM	☆	☆	☆	☆	☆	☆	18.00	.708	123.00	4.842	73.00	2.874	3.11	.122	140°	DIN 6537 K
17.07	.672	88.50	3.484	5	18	460.1-1707-077A0-XM	☆	☆	☆	☆	☆	☆	18.00	.708	143.00	5.629	93.00	3.661	3.11	.122	140°	DIN 6537 L
17.46	.687	55.60	2.189	3	18	460.1-1746-052A0-XM	☆	☆	☆	☆	☆	☆	18.00	.708	123.00	4.842	73.00	2.874	3.18	.125	140°	DIN 6537 K
17.46	.687	90.50	3.563	5	18	460.1-1746-079A0-XM	☆	☆	☆	☆	☆	☆	18.00	.708	143.00	5.629	93.00	3.661	3.18	.125	140°	DIN 6537 L
17.50	.689	55.70	2.193	3	18	460.1-1750-053A0-XM	☆	☆	☆	☆	☆	☆	18.00	.708	123.00	4.842	73.00	2.874	3.18	.125	140°	DIN 6537 K
17.50	.689	90.70	3.571	5	18	460.1-1750-079A0-XM	☆	☆	☆	☆	☆	☆	18.00	.708	143.00	5.629	93.00	3.661	3.18	.125	140°	DIN 6537 L
17.80	.701	56.60	2.228	3	18	460.1-1780-053A0-XM	☆	☆	☆	☆	☆	☆	18.00	.708	123.00	4.842	73.00	2.874	3.24	.127	140°	DIN 6537 K
17.80	.701	92.20	3.630	5	18	460.1-1780-080A0-XM	☆	☆	☆	☆	☆	☆	18.00	.708	143.00	5.629	93.00	3.661	3.24	.127	140°	DIN 6537 L
17.86	.703	56.80	2.236	3	18	460.1-1786-054A0-XM	☆	☆	☆	☆	☆	☆	18.00	.708	123.00	4.842	73.00	2.874	3.25	.127	140°	DIN 6537 K
17.86	.703	92.60	3.646	5	18	460.1-1786-080A0-XM	☆	☆	☆	☆	☆	☆	18.00	.708	143.00	5.629	93.00	3.661	3.25	.127	140°	DIN 6537 L
18.00	.709	57.30	2.256	3	18	460.1-1800-054A0-XM	☆	☆	☆	☆	☆	☆	18.00	.708	123.00	4.842	73.00	2.874	3.28	.128	140°	DIN 6537 K
18.00	.709	93.30	3.673	5	18	460.1-1800-081A0-XM	☆	☆	☆	☆	☆	☆	18.00	.708	143.00	5.629	93.00	3.661	3.28	.128	140°	DIN 6537 L
18.26	.719	58.10	2.287	3	20	460.1-1826-055A0-XM	☆	☆	☆	☆	☆	☆	20.00	.787	131.00	5.157	79.00	3.110	3.32	.130	140°	DIN 6537 K
18.26	.719	94.60	3.724	5	20	460.1-1826-082A0-XM	☆	☆	☆	☆	☆	☆	20.00	.787	153.00	6.023	101.00	3.976	3.32	.130	140°	DIN 6537 L
18.50	.728	58.90	2.319	3	20	460.1-1850-056A0-XM	☆	☆	☆	☆	☆	☆	20.00	.787	131.00	5.157	79.00	3.110	3.37	.132	140°	DIN 6537 K
18.50	.728	95.90	3.776	5	20	460.1-1850-083A0-XM	☆	☆	☆	☆	☆	☆	20.00	.787	153.00	6.023	101.00	3.976	3.37	.132	140°	DIN 6537 L
18.65	.734	59.30	2.335	3	20	460.1-1865-056A0-XM	☆	☆	☆	☆	☆	☆	20.00	.787	131.00	5.157	79.00	3.110	3.39	.133	140°	DIN 6537 K
18.65	.734	96.60	3.803	5	20	460.1-1865-084A0-XM	☆	☆	☆	☆	☆	☆	20.00	.787	153.00	6.023	101.00	3.976	3.39	.133	140°	DIN 6537 L
19.00	.748	60.50	2.382	3	20	460.1-1900-057A0-XM	☆	☆	☆	☆	☆	☆	20.00	.787	131.00	5.157	79.00	3.110	3.46	.136	140°	DIN 6537 K
19.00	.748	98.50	3.878	5	20	460.1-1900-086A0-XM	☆	☆	☆	☆	☆	☆	20.00	.787	153.00	6.023	101.00	3.976	3.46	.136	140°	DIN 6537 L
19.05	.750	60.60	2.386	3	20	460.1-1905-057A0-XM	☆	☆	☆	☆	☆	☆	20.00	.787	131.00	5.157	79.00	3.110	3.47	.136	140°	DIN 6537 K
19.05	.750	98.70	3.886	5	20	460.1-1905-086A0-XM	☆	☆	☆	☆	☆	☆	20.00	.787	153.00	6.023	101.00	3.976	3.47	.136	140°	DIN 6537 L
19.50	.768	62.00	2.441	3	20	460.1-1950-059A0-XM	☆	☆	☆	☆	☆	☆	20.00	.787	131.00	5.157	79.00	3.110	3.55	.139	140°	DIN 6537 K
19.50	.768	101.00	3.976	5	20	460.1-1950-088A0-XM	☆	☆	☆	☆	☆	☆	20.00	.787	153.00	6.023	101.00	3.976	3.55	.139	140°	DIN 6537 L
19.80	.780	63.00	2.480	3	20	460.1-1980-059A0-XM	☆	☆	☆	☆	☆	☆	20.00	.787	131.00	5.157	79.00	3.110	3.60	.141	140°	DIN 6537 K
19.80	.780	102.60	4.039	5	20	460.1-1980-089A0-XM	☆	☆	☆	☆	☆	☆	20.00	.787	153.00	6.023	101.00	3.976	3.60	.141	140°	DIN 6537 L
20.00	.787	63.60	2.504	3	20	460.1-2000-060A0-XM	☆	☆	☆	☆	☆	☆	20.00	.787	131.00	5.157	79.00	3.110	3.64	.143	140°	DIN 6537 K
20.00	.787	103.60	4.079	5	20	460.1-2000-090A0-XM	☆	☆	☆	☆	☆	☆	20.00	.787	153.00	6.023	101.00	3.976	3.64	.143	140°	DIN 6537 L

O5 Q5 K230 K252 Q1 Q35

SANDVIK Coromant

Broca de metal duro integral CoroDrill® Delta-C

Mango HA

Suministro de refrigerante interior



TCHA H9
CNSC 1

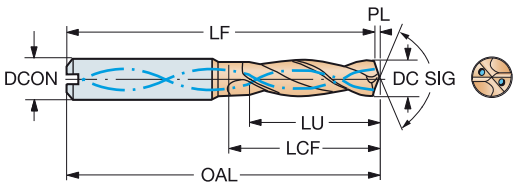

							P	M	K	N	S	H	Dimensiones, mm, pulg.									
DC	DC"	LU	LU"	ULDR	CZC_{MS}	Código de pedido	1220	1220	1220	1220	1220	1220	DCON	DCON"	OAL	OAL"	LCF	LCF"	PL	PL"	SIG	BSG
3.00	.118	9.50	.374	3	6	R840-0300-30-A1A	☆	☆	☆	☆	☆	☆	6.00	.236	62.00	2.440	20.00	.787	0.55	.021	140°	DIN 6537 K
3.00	.118	15.50	.610	5	6	R840-0300-50-A1A	☆	☆	☆	☆	☆	☆	6.00	.236	66.00	2.598	28.00	1.102	0.55	.021	140°	DIN 6537 L
3.10	.122	9.90	.390	3	6	R840-0310-30-A1A	☆	☆	☆	☆	☆	☆	6.00	.236	62.00	2.440	20.00	.787	0.56	.022	140°	DIN 6537 K
3.10	.122	16.10	.634	5	6	R840-0310-50-A1A	☆	☆	☆	☆	☆	☆	6.00	.236	66.00	2.598	28.00	1.102	0.56	.022	140°	DIN 6537 L
3.17	.125	10.10	.398	3	6	R840-0317-30-A1A	☆	☆	☆	☆	☆	☆	6.00	.236	62.00	2.440	20.00	.787	0.58	.022	140°	DIN 6537 K
3.17	.125	16.40	.646	5	6	R840-0317-50-A1A	☆	☆	☆	☆	☆	☆	6.00	.236	66.00	2.598	28.00	1.102	0.58	.022	140°	DIN 6537 L
3.20	.126	10.20	.402	3	6	R840-0320-30-A1A	☆	☆	☆	☆	☆	☆	6.00	.236	62.00	2.440	20.00	.787	0.58	.022	140°	DIN 6537 K
3.20	.126	16.60	.654	5	6	R840-0320-50-A1A	☆	☆	☆	☆	☆	☆	6.00	.236	66.00	2.598	28.00	1.102	0.58	.022	140°	DIN 6537 L
3.30	.130	10.50	.413	3	6	R840-0330-30-A1A	☆	☆	☆	☆	☆	☆	6.00	.236	62.00	2.440	20.00	.787	0.60	.023	140°	DIN 6537 K
3.30	.130	17.10	.673	5	6	R840-0330-50-A1A	☆	☆	☆	☆	☆	☆	6.00	.236	66.00	2.598	28.00	1.102	0.60	.023	140°	DIN 6537 L
3.40	.134	10.80	.425	3	6	R840-0340-30-A1A	☆	☆	☆	☆	☆	☆	6.00	.236	62.00	2.440	20.00	.787	0.62	.024	140°	DIN 6537 K
3.40	.134	17.60	.693	5	6	R840-0340-50-A1A	☆	☆	☆	☆	☆	☆	6.00	.236	66.00	2.598	28.00	1.102	0.62	.024	140°	DIN 6537 L
3.45	.136	11.00	.433	3	6	R840-0345-30-A1A	☆	☆	☆	☆	☆	☆	6.00	.236	62.00	2.440	20.00	.787	0.63	.024	140°	DIN 6537 K
3.45	.136	17.90	.705	5	6	R840-0345-50-A1A	☆	☆	☆	☆	☆	☆	6.00	.236	66.00	2.598	28.00	1.102	0.63	.024	140°	DIN 6537 L
3.50	.138	11.10	.437	3	6	R840-0350-30-A1A	☆	☆	☆	☆	☆	☆	6.00	.236	62.00	2.440	20.00	.787	0.64	.025	140°	DIN 6537 K
3.50	.138	18.10	.713	5	6	R840-0350-50-A1A	☆	☆	☆	☆	☆	☆	6.00	.236	66.00	2.598	28.00	1.102	0.64	.025	140°	DIN 6537 L
3.55	.140	11.30	.445	3	6	R840-0355-30-A1A	☆	☆	☆	☆	☆	☆	6.00	.236	62.00	2.440	20.00	.787	0.65	.025	140°	DIN 6537 K
3.55	.140	18.40	.724	5	6	R840-0355-50-A1A	☆	☆	☆	☆	☆	☆	6.00	.236	66.00	2.598	28.00	1.102	0.65	.025	140°	DIN 6537 L
3.57	.141	11.40	.449	3	6	R840-0357-30-A1A	☆	☆	☆	☆	☆	☆	6.00	.236	62.00	2.440	20.00	.787	0.65	.025	140°	DIN 6537 K
3.57	.141	18.50	.728	5	6	R840-0357-50-A1A	☆	☆	☆	☆	☆	☆	6.00	.236	66.00	2.598	28.00	1.102	0.65	.025	140°	DIN 6537 L
3.60	.142	11.50	.453	3	6	R840-0360-30-A1A	☆	☆	☆	☆	☆	☆	6.00	.236	62.00	2.440	20.00	.787	0.66	.025	140°	DIN 6537 K
3.60	.142	18.70	.736	5	6	R840-0360-50-A1A	☆	☆	☆	☆	☆	☆	6.00	.236	66.00	2.598	28.00	1.102	0.66	.025	140°	DIN 6537 L
3.70	.146	11.80	.465	3	6	R840-0370-30-A1A	☆	☆	☆	☆	☆	☆	6.00	.236	62.00	2.440	20.00	.787	0.67	.026	140°	DIN 6537 K
3.70	.146	19.20	.756	5	6	R840-0370-50-A1A	☆	☆	☆	☆	☆	☆	6.00	.236	66.00	2.598	28.00	1.102	0.67	.026	140°	DIN 6537 L
3.80	.150	12.10	.476	3	6	R840-0380-30-A1A	☆	☆	☆	☆	☆	☆	6.00	.236	66.00	2.598	24.00	.944	0.69	.027	140°	DIN 6537 K
3.80	.150	19.70	.776	5	6	R840-0380-50-A1A	☆	☆	☆	☆	☆	☆	6.00	.236	74.00	2.913	36.00	1.417	0.69	.027	140°	DIN 6537 L
3.90	.154	12.40	.488	3	6	R840-0390-30-A1A	☆	☆	☆	☆	☆	☆	6.00	.236	66.00	2.598	24.00	.944	0.71	.027	140°	DIN 6537 K
3.90	.154	20.20	.795	5	6	R840-0390-50-A1A	☆	☆	☆	☆	☆	☆	6.00	.236	74.00	2.913	36.00	1.417	0.71	.027	140°	DIN 6537 L
3.97	.156	12.60	.496	3	6	R840-0397-30-A1A	☆	☆	☆	☆	☆	☆	6.00	.236	66.00	2.598	24.00	.944	0.72	.028	140°	DIN 6537 K
3.97	.156	20.60	.811	5	6	R840-0397-50-A1A	☆	☆	☆	☆	☆	☆	6.00	.236	74.00	2.913	36.00	1.417	0.72	.028	140°	DIN 6537 L
4.00	.157	12.70	.500	3	6	R840-0400-30-A1A	☆	☆	☆	☆	☆	☆	6.00	.236	66.00	2.598	24.00	.944	0.73	.028	140°	DIN 6537 K
4.00	.157	20.70	.815	5	6	R840-0400-50-A1A	☆	☆	☆	☆	☆	☆	6.00	.236	74.00	2.913	36.00	1.417	0.73	.028	140°	DIN 6537 L
4.10	.161	13.00	.512	3	6	R840-0410-30-A1A	☆	☆	☆	☆	☆	☆	6.00	.236	66.00	2.598	24.00	.944	0.75	.029	140°	DIN 6537 K
4.10	.161	21.20	.835	5	6	R840-0410-50-A1A	☆	☆	☆	☆	☆	☆	6.00	.236	74.00	2.913	36.00	1.417	0.75	.029	140°	DIN 6537 L
4.20	.165	13.40	.528	3	6	R840-0420-30-A1A	☆	☆	☆	☆	☆	☆	6.00	.236	66.00	2.598	24.00	.944	0.76	.030	140°	DIN 6537 K
4.20	.165	21.80	.858	5	6	R840-0420-50-A1A	☆	☆	☆	☆	☆	☆	6.00	.236	74.00	2.913	36.00	1.417	0.76	.030	140°	DIN 6537 L
4.30	.169	13.70	.539	3	6	R840-0430-30-A1A	☆	☆	☆	☆	☆	☆	6.00	.236	66.00	2.598	24.00	.944	0.78	.030	140°	DIN 6537 K
4.30	.169	22.30	.878	5	6	R840-0430-50-A1A	☆	☆	☆	☆	☆	☆	6.00	.236	74.00	2.913	36.00	1.417	0.78	.030	140°	DIN 6537 L
4.36	.172	13.90	.547	3	6	R840-0436-30-A1A	☆	☆	☆	☆	☆	☆	6.00	.236	66.00	2.598	24.00	.944	0.79	.031	140°	DIN 6537 K
4.36	.172	22.60	.890	5	6	R840-0436-50-A1A	☆	☆	☆	☆	☆	☆	6.00	.236	74.00	2.913	36.00	1.417	0.79	.031	140°	DIN 6537 L
4.40	.173	14.00	.551	3	6	R840-0440-30-A1A	☆	☆	☆	☆	☆	☆	6.00	.236	66.00	2.598	24.00	.944	0.80	.031	140°	DIN 6537 K
4.40	.173	22.80	.898	5	6	R840-0440-50-A1A	☆	☆	☆	☆	☆	☆	6.00	.236	74.00	2.913	36.00	1.417	0.80	.031	140°	DIN 6537 L
4.50	.177	14.30	.563	3	6	R840-0450-30-A1A	☆	☆	☆	☆	☆	☆	6.00	.236	66.00	2.598	24.00	.944	0.82	.032	140°	DIN 6537 K
4.50	.177	23.30	.917	5	6	R840-0450-50-A1A	☆	☆	☆	☆	☆	☆	6.00	.236	74.00	2.913	36.00	1.417	0.82	.032	140°	DIN 6537 L
4.55	.179	14.50	.571	3	6	R840-0455-30-A1A	☆	☆	☆	☆	☆	☆	6.00	.236	66.00	2.598	24.00	.944	0.83	.032	140°	DIN 6537 K
4.55	.179	23.60	.929	5	6	R840-0455-50-A1A	☆	☆	☆	☆	☆	☆	6.00	.236	74.00	2.913	36.00	1.417	0.83	.032	140°	DIN 6537 L
4.60	.181	14.60	.575	3	6	R840-0460-30-A1A	☆	☆	☆	☆	☆	☆	6.00	.236	66.00	2.598	24.00	.944	0.84	.032	140°	DIN 6537 K
4.60	.181	23.80	.937	5	6	R840-0460-50-A1A	☆	☆	☆	☆	☆	☆	6.00	.236	74.00	2.913	36.00	1.417	0.84	.032	140°	DIN 6537 L

O5 Q5 K252 Q1 Q35

Broca de metal duro integral CoroDrill® Delta-C

Mango HA

Suministro de refrigerante interior



TCHA H9
CNSC 1

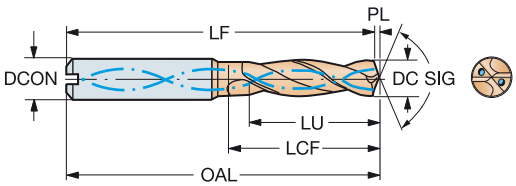

DC	DC"	LU	LU"	ULDR	CZC_{MS}	Código de pedido	P 1220	M 1220	K 1220	N 1220	S 1220	H 1220	Dimensiones, mm, pulg. DCON	DCON"	OAL	OAL"	LCF	LCF"	PL	PL"	SIG	BSG
4.70	.185	15.00	.591	3	6	R840-0470-30-A1A	☆	☆	☆	☆	☆	☆	6.00	.236	66.00	2.598	24.00	.944	0.86	.033	140°	DIN 6537 K
4.70	.185	24.40	.961	5	6	R840-0470-50-A1A	☆	☆	☆	☆	☆	☆	6.00	.236	74.00	2.913	36.00	1.417	0.86	.033	140°	DIN 6537 L
4.76	.187	15.10	.594	3	6	R840-0476-30-A1A	☆	☆	☆	☆	☆	☆	6.00	.236	66.00	2.598	28.00	1.102	0.87	.034	140°	DIN 6537 K
4.76	.187	24.70	.972	5	6	R840-0476-50-A1A	☆	☆	☆	☆	☆	☆	6.00	.236	82.00	3.228	44.00	1.732	0.87	.034	140°	DIN 6537 L
4.80	.189	15.30	.602	3	6	R840-0480-30-A1A	☆	☆	☆	☆	☆	☆	6.00	.236	66.00	2.598	28.00	1.102	0.87	.034	140°	DIN 6537 K
4.80	.189	24.90	.980	5	6	R840-0480-50-A1A	☆	☆	☆	☆	☆	☆	6.00	.236	82.00	3.228	44.00	1.732	0.87	.034	140°	DIN 6537 L
4.90	.193	15.60	.614	3	6	R840-0490-30-A1A	☆	☆	☆	☆	☆	☆	6.00	.236	66.00	2.598	28.00	1.102	0.89	.035	140°	DIN 6537 K
4.90	.193	25.40	1.000	5	6	R840-0490-50-A1A	☆	☆	☆	☆	☆	☆	6.00	.236	82.00	3.228	44.00	1.732	0.89	.035	140°	DIN 6537 L
5.00	.197	15.90	.626	3	6	R840-0500-30-A1A	☆	☆	☆	☆	☆	☆	6.00	.236	66.00	2.598	28.00	1.102	0.91	.035	140°	DIN 6537 K
5.00	.197	25.90	1.020	5	6	R840-0500-50-A1A	☆	☆	☆	☆	☆	☆	6.00	.236	82.00	3.228	44.00	1.732	0.91	.035	140°	DIN 6537 L
5.00	.197	35.90	1.413	7	6	R840-0500-70-A1A	☆	☆	☆	☆	☆	☆	6.00	.236	93.00	3.661	50.00	1.968	0.91	.035	140°	COROMANT
5.10	.201	16.20	.638	3	6	R840-0510-30-A1A	☆	☆	☆	☆	☆	☆	6.00	.236	66.00	2.598	28.00	1.102	0.93	.036	140°	DIN 6537 K
5.10	.201	26.40	1.039	5	6	R840-0510-50-A1A	☆	☆	☆	☆	☆	☆	6.00	.236	82.00	3.228	44.00	1.732	0.93	.036	140°	DIN 6537 L
5.10	.201	36.60	1.441	7	6	R840-0510-70-A1A	☆	☆	☆	☆	☆	☆	6.00	.236	93.00	3.661	50.00	1.968	0.93	.036	140°	COROMANT
5.16	.203	16.30	.642	3	6	R840-0516-30-A1A	☆	☆	☆	☆	☆	☆	6.00	.236	66.00	2.598	28.00	1.102	0.94	.036	140°	DIN 6537 K
5.16	.203	26.70	1.051	5	6	R840-0516-50-A1A	☆	☆	☆	☆	☆	☆	6.00	.236	82.00	3.228	44.00	1.732	0.94	.036	140°	DIN 6537 L
5.16	.203	37.10	1.461	7	6	R840-0516-70-A1A	☆	☆	☆	☆	☆	☆	6.00	.236	93.00	3.661	50.00	1.968	0.94	.036	140°	COROMANT
5.20	.205	16.50	.650	3	6	R840-0520-30-A1A	☆	☆	☆	☆	☆	☆	6.00	.236	66.00	2.598	28.00	1.102	0.95	.037	140°	DIN 6537 K
5.20	.205	26.90	1.059	5	6	R840-0520-50-A1A	☆	☆	☆	☆	☆	☆	6.00	.236	82.00	3.228	44.00	1.732	0.95	.037	140°	DIN 6537 L
5.20	.205	37.30	1.469	7	6	R840-0520-70-A1A	☆	☆	☆	☆	☆	☆	6.00	.236	93.00	3.661	50.00	1.968	0.95	.037	140°	COROMANT
5.25	.207	27.40	1.079	5	6	R840-0525-50-A1A	☆	☆	☆	☆	☆	☆	6.00	.236	82.00	3.228	44.00	1.732	0.96	.037	140°	DIN 6537 L
5.30	.209	16.80	.661	3	6	R840-0530-30-A1A	☆	☆	☆	☆	☆	☆	6.00	.236	66.00	2.598	28.00	1.102	0.96	.037	140°	DIN 6537 K
5.30	.209	27.40	1.079	5	6	R840-0530-50-A1A	☆	☆	☆	☆	☆	☆	6.00	.236	82.00	3.228	44.00	1.732	0.96	.037	140°	DIN 6537 L
5.30	.209	38.10	1.500	7	6	R840-0530-70-A1A	☆	☆	☆	☆	☆	☆	6.00	.236	93.00	3.661	50.00	1.968	0.96	.037	140°	COROMANT
5.40	.213	17.10	.673	3	6	R840-0540-30-A1A	☆	☆	☆	☆	☆	☆	6.00	.236	66.00	2.598	28.00	1.102	0.98	.038	140°	DIN 6537 K
5.40	.213	27.90	1.098	5	6	R840-0540-50-A1A	☆	☆	☆	☆	☆	☆	6.00	.236	82.00	3.228	44.00	1.732	0.98	.038	140°	DIN 6537 L
5.40	.213	38.80	1.528	7	6	R840-0540-70-A1A	☆	☆	☆	☆	☆	☆	6.00	.236	93.00	3.661	50.00	1.968	0.98	.038	140°	COROMANT
5.50	.217	17.40	.685	3	6	R840-0550-30-A1A	☆	☆	☆	☆	☆	☆	6.00	.236	66.00	2.598	28.00	1.102	1.00	.039	140°	DIN 6537 K
5.50	.217	28.40	1.118	5	6	R840-0550-50-A1A	☆	☆	☆	☆	☆	☆	6.00	.236	82.00	3.228	44.00	1.732	1.00	.039	140°	DIN 6537 L
5.50	.217	39.90	1.571	7	6	R840-0550-70-A1A	☆	☆	☆	☆	☆	☆	6.00	.236	93.00	3.661	50.00	1.968	1.00	.039	140°	COROMANT
5.56	.219	28.70	1.130	5	6	R840-0555-50-A1A	☆	☆	☆	☆	☆	☆	6.00	.236	82.00	3.228	44.00	1.732	1.01	.039	140°	DIN 6537 L
5.56	.219	17.60	.693	3	6	R840-0556-30-A1A	☆	☆	☆	☆	☆	☆	6.00	.236	66.00	2.598	28.00	1.102	1.01	.039	140°	DIN 6537 K
5.56	.219	28.70	1.130	5	6	R840-0556-50-A1A	☆	☆	☆	☆	☆	☆	6.00	.236	82.00	3.228	44.00	1.732	1.01	.039	140°	DIN 6537 L
5.56	.219	39.90	1.571	7	6	R840-0556-70-A1A	☆	☆	☆	☆	☆	☆	6.00	.236	93.00	3.661	50.00	1.968	1.01	.039	140°	COROMANT
5.60	.220	17.70	.697	3	6	R840-0560-30-A1A	☆	☆	☆	☆	☆	☆	6.00	.236	66.00	2.598	28.00	1.102	1.02	.040	140°	DIN 6537 K
5.60	.220	28.90	1.138	5	6	R840-0560-50-A1A	☆	☆	☆	☆	☆	☆	6.00	.236	82.00	3.228	44.00	1.732	1.02	.040	140°	DIN 6537 L
5.60	.220	40.20	1.583	7	6	R840-0560-70-A1A	☆	☆	☆	☆	☆	☆	6.00	.236	93.00	3.661	50.00	1.968	1.02	.040	140°	COROMANT
5.70	.224	18.10	.713	3	6	R840-0570-30-A1A	☆	☆	☆	☆	☆	☆	6.00	.236	66.00	2.598	28.00	1.102	1.04	.040	140°	DIN 6537 K
5.70	.224	29.50	1.161	5	6	R840-0570-50-A1A	☆	☆	☆	☆	☆	☆	6.00	.236	82.00	3.228	44.00	1.732	1.04	.040	140°	DIN 6537 L
5.70	.224	40.90	1.610	7	6	R840-0570-70-A1A	☆	☆	☆	☆	☆	☆	6.00	.236	93.00	3.661	50.00	1.968	1.04	.040	140°	COROMANT
5.80	.228	18.40	.724	3	6	R840-0580-30-A1A	☆	☆	☆	☆	☆	☆	6.00	.236	66.00	2.598	28.00	1.102	1.06	.041	140°	DIN 6537 K
5.80	.228	30.00	1.181	5	6	R840-0580-50-A1A	☆	☆	☆	☆	☆	☆	6.00	.236	82.00	3.228	44.00	1.732	1.06	.041	140°	DIN 6537 L
5.80	.228	41.70	1.642	7	6	R840-0580-70-A1A	☆	☆	☆	☆	☆	☆	6.00	.236	93.00	3.661	50.00	1.968	1.06	.041	140°	COROMANT
5.90	.232	18.70	.736	3	6	R840-0590-30-A1A	☆	☆	☆	☆	☆	☆	6.00	.236	66.00	2.598	28.00	1.102	1.07	.042	140°	DIN 6537 K
5.90	.232	30.50	1.201	5	6	R840-0590-50-A1A	☆	☆	☆	☆	☆	☆	6.00	.236	82.00	3.228	44.00	1.732	1.07	.042	140°	DIN 6537 L
5.90	.232	42.40	1.669	7	6	R840-0590-70-A1A	☆	☆	☆	☆	☆	☆	6.00	.236	93.00	3.661	50.00	1.968	1.07	.042	140°	COROMANT
5.95	.234	18.80	.740	3	6	R840-0595-30-A1A	☆	☆	☆	☆	☆	☆	6.00	.236	66.00	2.598	28.00	1.102	1.08	.042	140°	DIN 6537 K
5.95	.234	30.70	1.209	5	6	R840-0595-50-A1A	☆	☆	☆	☆	☆	☆	6.00	.236	82.00	3.228	44.00	1.732	1.08	.042	140°	DIN 6537 L
5.95	.234	42.70	1.681	7	6	R840-0595-70-A1A	☆	☆	☆	☆	☆	☆	6.00	.236	93.00	3.661	50.00	1.968	1.08	.042	140°	COROMANT

O5 Q5 K252 Q1 Q35

Broca de metal duro integral CoroDrill® Delta-C

Mango HA

Suministro de refrigerante interior



TCHA H9
CNSC 1

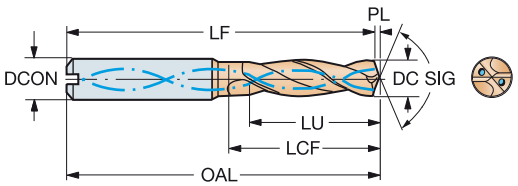

DC	DC"	LU	LU"	ULDR	CZC_{MS}	Código de pedido	P 1220	M 1220	K 1220	N 1220	S 1220	H 1220	Dimensiones, mm, pulg. DCON	DCON"	OAL	OAL"	LCF	LCF"	PL	PL"	SIG	BSG
6.00	.236	19.00	.748	3	6	R840-0600-30-A1A	☆	☆	☆	☆	☆	☆	6.00	.236	66.00	2.598	28.00	1.102	1.09	.042	140°	DIN 6537 K
6.00	.236	31.00	1.220	5	6	R840-0600-50-A1A	☆	☆	☆	☆	☆	☆	6.00	.236	82.00	3.228	44.00	1.732	1.09	.042	140°	DIN 6537 L
6.00	.236	43.10	1.697	7	6	R840-0600-70-A1A	☆	☆	☆	☆	☆	☆	6.00	.236	93.00	3.661	50.00	1.968	1.09	.042	140°	COROMANT
6.10	.240	19.30	.760	3	8	R840-0610-30-A1A	☆	☆	☆	☆	☆	☆	8.00	.314	79.00	3.110	34.00	1.338	1.11	.043	140°	DIN 6537 K
6.10	.240	31.50	1.240	5	8	R840-0610-50-A1A	☆	☆	☆	☆	☆	☆	8.00	.314	91.00	3.582	53.00	2.086	1.11	.043	140°	DIN 6537 L
6.10	.240	43.80	1.724	7	8	R840-0610-70-A1A	☆	☆	☆	☆	☆	☆	8.00	.314	105.00	4.133	59.00	2.322	1.11	.043	140°	COROMANT
6.20	.244	19.60	.772	3	8	R840-0620-30-A1A	☆	☆	☆	☆	☆	☆	8.00	.314	79.00	3.110	34.00	1.338	1.13	.044	140°	DIN 6537 K
6.20	.244	32.00	1.260	5	8	R840-0620-50-A1A	☆	☆	☆	☆	☆	☆	8.00	.314	91.00	3.582	53.00	2.086	1.13	.044	140°	DIN 6537 L
6.20	.244	44.50	1.752	7	8	R840-0620-70-A1A	☆	☆	☆	☆	☆	☆	8.00	.314	105.00	4.133	59.00	2.322	1.13	.044	140°	COROMANT
6.30	.248	20.00	.787	3	8	R840-0630-30-A1A	☆	☆	☆	☆	☆	☆	8.00	.314	79.00	3.110	34.00	1.338	1.15	.045	140°	DIN 6537 K
6.30	.248	32.60	1.283	5	8	R840-0630-50-A1A	☆	☆	☆	☆	☆	☆	8.00	.314	91.00	3.582	53.00	2.086	1.15	.045	140°	DIN 6537 L
6.30	.248	45.20	1.780	7	8	R840-0630-70-A1A	☆	☆	☆	☆	☆	☆	8.00	.314	105.00	4.133	59.00	2.322	1.15	.045	140°	COROMANT
6.35	.250	20.10	.791	3	8	R840-0635-30-A1A	☆	☆	☆	☆	☆	☆	8.00	.314	79.00	3.110	34.00	1.338	1.16	.045	140°	DIN 6537 K
6.35	.250	32.80	1.291	5	8	R840-0635-50-A1A	☆	☆	☆	☆	☆	☆	8.00	.314	91.00	3.582	53.00	2.086	1.16	.045	140°	DIN 6537 L
6.35	.250	45.60	1.795	7	8	R840-0635-70-A1A	☆	☆	☆	☆	☆	☆	8.00	.314	105.00	4.133	59.00	2.322	1.16	.045	140°	COROMANT
6.40	.252	20.30	.799	3	8	R840-0640-30-A1A	☆	☆	☆	☆	☆	☆	8.00	.314	79.00	3.110	34.00	1.338	1.16	.045	140°	DIN 6537 K
6.40	.252	33.10	1.303	5	8	R840-0640-50-A1A	☆	☆	☆	☆	☆	☆	8.00	.314	91.00	3.582	53.00	2.086	1.16	.045	140°	DIN 6537 L
6.40	.252	46.00	1.811	7	8	R840-0640-70-A1A	☆	☆	☆	☆	☆	☆	8.00	.314	105.00	4.133	59.00	2.322	1.16	.045	140°	COROMANT
6.50	.256	20.60	.811	3	8	R840-0650-30-A1A	☆	☆	☆	☆	☆	☆	8.00	.314	79.00	3.110	34.00	1.338	1.18	.046	140°	DIN 6537 K
6.50	.256	33.60	1.323	5	8	R840-0650-50-A1A	☆	☆	☆	☆	☆	☆	8.00	.314	91.00	3.582	53.00	2.086	1.18	.046	140°	DIN 6537 L
6.50	.256	46.70	1.839	7	8	R840-0650-70-A1A	☆	☆	☆	☆	☆	☆	8.00	.314	105.00	4.133	59.00	2.322	1.18	.046	140°	COROMANT
6.60	.260	20.90	.823	3	8	R840-0660-30-A1A	☆	☆	☆	☆	☆	☆	8.00	.314	79.00	3.110	34.00	1.338	1.20	.047	140°	DIN 6537 K
6.60	.260	34.10	1.343	5	8	R840-0660-50-A1A	☆	☆	☆	☆	☆	☆	8.00	.314	91.00	3.582	53.00	2.086	1.20	.047	140°	DIN 6537 L
6.60	.260	47.40	1.866	7	8	R840-0660-70-A1A	☆	☆	☆	☆	☆	☆	8.00	.314	105.00	4.133	59.00	2.322	1.20	.047	140°	COROMANT
6.70	.264	21.20	.835	3	8	R840-0670-30-A1A	☆	☆	☆	☆	☆	☆	8.00	.314	79.00	3.110	34.00	1.338	1.22	.047	140°	DIN 6537 K
6.70	.264	34.60	1.362	5	8	R840-0670-50-A1A	☆	☆	☆	☆	☆	☆	8.00	.314	91.00	3.582	53.00	2.086	1.22	.047	140°	DIN 6537 L
6.70	.264	48.10	1.894	7	8	R840-0670-70-A1A	☆	☆	☆	☆	☆	☆	8.00	.314	105.00	4.133	59.00	2.322	1.22	.047	140°	COROMANT
6.75	.266	21.40	.843	3	8	R840-0675-30-A1A	☆	☆	☆	☆	☆	☆	8.00	.314	79.00	3.110	34.00	1.338	1.23	.048	140°	DIN 6537 K
6.75	.266	34.90	1.374	5	8	R840-0675-50-A1A	☆	☆	☆	☆	☆	☆	8.00	.314	91.00	3.582	53.00	2.086	1.23	.048	140°	DIN 6537 L
6.75	.266	48.50	1.909	7	8	R840-0675-70-A1A	☆	☆	☆	☆	☆	☆	8.00	.314	105.00	4.133	59.00	2.322	1.23	.048	140°	COROMANT
6.80	.268	21.50	.846	3	8	R840-0680-30-A1A	☆	☆	☆	☆	☆	☆	8.00	.314	79.00	3.110	34.00	1.338	1.24	.048	140°	DIN 6537 K
6.80	.268	35.10	1.382	5	8	R840-0680-50-A1A	☆	☆	☆	☆	☆	☆	8.00	.314	91.00	3.582	53.00	2.086	1.24	.048	140°	DIN 6537 L
6.80	.268	48.80	1.921	7	8	R840-0680-70-A1A	☆	☆	☆	☆	☆	☆	8.00	.314	105.00	4.133	59.00	2.322	1.24	.048	140°	COROMANT
6.90	.272	21.90	.862	3	8	R840-0690-30-A1A	☆	☆	☆	☆	☆	☆	8.00	.314	79.00	3.110	34.00	1.338	1.26	.049	140°	DIN 6537 K
6.90	.272	35.70	1.406	5	8	R840-0690-50-A1A	☆	☆	☆	☆	☆	☆	8.00	.314	91.00	3.582	53.00	2.086	1.26	.049	140°	DIN 6537 L
6.90	.272	49.60	1.953	7	8	R840-0690-70-A1A	☆	☆	☆	☆	☆	☆	8.00	.314	105.00	4.133	59.00	2.322	1.26	.049	140°	COROMANT
7.00	.276	22.20	.874	3	8	R840-0700-30-A1A	☆	☆	☆	☆	☆	☆	8.00	.314	79.00	3.110	34.00	1.338	1.27	.050	140°	DIN 6537 K
7.00	.276	36.20	1.425	5	8	R840-0700-50-A1A	☆	☆	☆	☆	☆	☆	8.00	.314	91.00	3.582	53.00	2.086	1.27	.050	140°	DIN 6537 L
7.00	.276	50.30	1.980	7	8	R840-0700-70-A1A	☆	☆	☆	☆	☆	☆	8.00	.314	105.00	4.133	59.00	2.322	1.27	.050	140°	COROMANT
7.10	.280	22.50	.886	3	8	R840-0710-30-A1A	☆	☆	☆	☆	☆	☆	8.00	.314	79.00	3.110	41.00	1.614	1.29	.050	140°	DIN 6537 K
7.10	.280	36.70	1.445	5	8	R840-0710-50-A1A	☆	☆	☆	☆	☆	☆	8.00	.314	91.00	3.582	53.00	2.086	1.29	.050	140°	DIN 6537 L
7.10	.280	51.00	2.008	7	8	R840-0710-70-A1A	☆	☆	☆	☆	☆	☆	8.00	.314	105.00	4.133	67.00	2.637	1.29	.050	140°	COROMANT
7.14	.281	22.60	.890	3	8	R840-0714-30-A1A	☆	☆	☆	☆	☆	☆	8.00	.314	79.00	3.110	41.00	1.614	1.30	.051	140°	DIN 6537 K
7.14	.281	36.90	1.453	5	8	R840-0714-50-A1A	☆	☆	☆	☆	☆	☆	8.00	.314	91.00	3.582	53.00	2.086	1.30	.051	140°	DIN 6537 L
7.14	.281	51.30	2.020	7	8	R840-0714-70-A1A	☆	☆	☆	☆	☆	☆	8.00	.314	105.00	4.133	67.00	2.637	1.30	.051	140°	COROMANT
7.20	.283	22.80	.898	3	8	R840-0720-30-A1A	☆	☆	☆	☆	☆	☆	8.00	.314	79.00	3.110	41.00	1.614	1.31	.051	140°	DIN 6537 K
7.20	.283	37.20	1.465	5	8	R840-0720-50-A1A	☆	☆	☆	☆	☆	☆	8.00	.314	91.00	3.582	53.00	2.086	1.31	.051	140°	DIN 6537 L
7.20	.283	51.70	2.035	7	8	R840-0720-70-A1A	☆	☆	☆	☆	☆	☆	8.00	.314	105.00	4.133	67.00	2.637	1.31	.051	140°	COROMANT

O5

Q5

K252

Q1

Q35

Broca de metal duro integral CoroDrill® Delta-C

Mango HA

Suministro de refrigerante interior



TCHA H9
CNSC 1

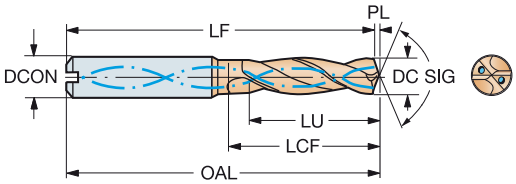

							P	M	K	N	S	H	Dimensiones, mm, pulg.								
DC	DC"	LU	LU"	ULDR	CZC_{MS}	Código de pedido	1220	1220	1220	1220	1220	1220	DCON	DCON"	OAL	OAL"	LCF	LCF"	PL	PL"	SIG	BSG
7.30	.287	23.10	.909	3	8	R840-0730-30-A1A	☆	☆	☆	☆	☆	☆	8.00	.314	79.00	3.110	41.00	1.614	1.33	.052	140°	DIN 6537 K
7.30	.287	37.70	1.484	5	8	R840-0730-50-A1A	☆	☆	☆	☆	☆	☆	8.00	.314	91.00	3.582	53.00	2.086	1.33	.052	140°	DIN 6537 L
7.30	.287	52.40	2.063	7	8	R840-0730-70-A1A	☆	☆	☆	☆	☆	☆	8.00	.314	105.00	4.133	67.00	2.637	1.33	.052	140°	COROMANT
7.40	.291	23.40	.921	3	8	R840-0740-30-A1A	☆	☆	☆	☆	☆	☆	8.00	.314	79.00	3.110	41.00	1.614	1.35	.053	140°	DIN 6537 K
7.40	.291	38.20	1.504	5	8	R840-0740-50-A1A	☆	☆	☆	☆	☆	☆	8.00	.314	91.00	3.582	53.00	2.086	1.35	.053	140°	DIN 6537 L
7.40	.291	53.10	2.091	7	8	R840-0740-70-A1A	☆	☆	☆	☆	☆	☆	8.00	.314	105.00	4.133	67.00	2.637	1.35	.053	140°	COROMANT
7.50	.295	23.80	.937	3	8	R840-0750-30-A1A	☆	☆	☆	☆	☆	☆	8.00	.314	79.00	3.110	41.00	1.614	1.36	.053	140°	DIN 6537 K
7.50	.295	38.80	1.528	5	8	R840-0750-50-A1A	☆	☆	☆	☆	☆	☆	8.00	.314	91.00	3.582	53.00	2.086	1.36	.053	140°	DIN 6537 L
7.50	.295	53.90	2.122	7	8	R840-0750-70-A1A	☆	☆	☆	☆	☆	☆	8.00	.314	105.00	4.133	67.00	2.637	1.36	.053	140°	COROMANT
7.54	.297	23.90	.941	3	8	R840-0754-30-A1A	☆	☆	☆	☆	☆	☆	8.00	.314	79.00	3.110	41.00	1.614	1.37	.054	140°	DIN 6537 K
7.54	.297	39.00	1.535	5	8	R840-0754-50-A1A	☆	☆	☆	☆	☆	☆	8.00	.314	91.00	3.582	53.00	2.086	1.37	.054	140°	DIN 6537 L
7.54	.297	54.20	2.134	7	8	R840-0754-70-A1A	☆	☆	☆	☆	☆	☆	8.00	.314	105.00	4.133	67.00	2.637	1.37	.054	140°	COROMANT
7.60	.299	24.10	.949	3	8	R840-0760-30-A1A	☆	☆	☆	☆	☆	☆	8.00	.314	79.00	3.110	41.00	1.614	1.38	.054	140°	DIN 6537 K
7.60	.299	39.30	1.547	5	8	R840-0760-50-A1A	☆	☆	☆	☆	☆	☆	8.00	.314	91.00	3.582	53.00	2.086	1.38	.054	140°	DIN 6537 L
7.60	.299	54.60	2.150	7	8	R840-0760-70-A1A	☆	☆	☆	☆	☆	☆	8.00	.314	105.00	4.133	67.00	2.637	1.38	.054	140°	COROMANT
7.70	.303	24.40	.961	3	8	R840-0770-30-A1A	☆	☆	☆	☆	☆	☆	8.00	.314	79.00	3.110	41.00	1.614	1.40	.055	140°	DIN 6537 K
7.70	.303	39.80	1.567	5	8	R840-0770-50-A1A	☆	☆	☆	☆	☆	☆	8.00	.314	91.00	3.582	53.00	2.086	1.40	.055	140°	DIN 6537 L
7.70	.303	55.30	2.177	7	8	R840-0770-70-A1A	☆	☆	☆	☆	☆	☆	8.00	.314	105.00	4.133	67.00	2.637	1.40	.055	140°	COROMANT
7.80	.307	24.70	.972	3	8	R840-0780-30-A1A	☆	☆	☆	☆	☆	☆	8.00	.314	79.00	3.110	41.00	1.614	1.42	.055	140°	DIN 6537 K
7.80	.307	40.30	1.587	5	8	R840-0780-50-A1A	☆	☆	☆	☆	☆	☆	8.00	.314	91.00	3.582	53.00	2.086	1.42	.055	140°	DIN 6537 L
7.80	.307	56.00	2.205	7	8	R840-0780-70-A1A	☆	☆	☆	☆	☆	☆	8.00	.314	105.00	4.133	67.00	2.637	1.42	.055	140°	COROMANT
7.90	.311	25.00	.984	3	8	R840-0790-30-A1A	☆	☆	☆	☆	☆	☆	8.00	.314	79.00	3.110	41.00	1.614	1.44	.056	140°	DIN 6537 K
7.90	.311	40.80	1.606	5	8	R840-0790-50-A1A	☆	☆	☆	☆	☆	☆	8.00	.314	91.00	3.582	53.00	2.086	1.44	.056	140°	DIN 6537 L
7.90	.311	56.70	2.232	7	8	R840-0790-70-A1A	☆	☆	☆	☆	☆	☆	8.00	.314	105.00	4.133	67.00	2.637	1.44	.056	140°	COROMANT
7.94	.313	25.10	.988	3	8	R840-0794-30-A1A	☆	☆	☆	☆	☆	☆	8.00	.314	79.00	3.110	41.00	1.614	1.44	.056	140°	DIN 6537 K
7.94	.313	41.00	1.614	5	8	R840-0794-50-A1A	☆	☆	☆	☆	☆	☆	8.00	.314	91.00	3.582	53.00	2.086	1.44	.056	140°	DIN 6537 L
7.94	.313	57.00	2.244	7	8	R840-0794-70-A1A	☆	☆	☆	☆	☆	☆	8.00	.314	105.00	4.133	67.00	2.637	1.44	.056	140°	COROMANT
8.00	.315	25.30	.996	3	8	R840-0800-30-A1A	☆	☆	☆	☆	☆	☆	8.00	.314	79.00	3.110	41.00	1.614	1.46	.057	140°	DIN 6537 K
8.00	.315	41.30	1.626	5	8	R840-0800-50-A1A	☆	☆	☆	☆	☆	☆	8.00	.314	91.00	3.582	53.00	2.086	1.46	.057	140°	DIN 6537 L
8.00	.315	57.50	2.264	7	8	R840-0800-70-A1A	☆	☆	☆	☆	☆	☆	8.00	.314	105.00	4.133	67.00	2.637	1.46	.057	140°	COROMANT
8.10	.319	25.70	1.012	3	10	R840-0810-30-A1A	☆	☆	☆	☆	☆	☆	10.00	.393	89.00	3.503	47.00	1.850	1.47	.058	140°	DIN 6537 K
8.10	.319	41.90	1.650	5	10	R840-0810-50-A1A	☆	☆	☆	☆	☆	☆	10.00	.393	103.00	4.055	61.00	2.401	1.47	.058	140°	DIN 6537 L
8.10	.319	58.20	2.291	7	10	R840-0810-70-A1A	☆	☆	☆	☆	☆	☆	10.00	.393	120.00	4.724	75.00	2.952	1.47	.058	140°	COROMANT
8.15	.321	42.10	1.657	5	10	R840-0815-50-A1A	☆	☆	☆	☆	☆	☆	10.00	.393	103.00	4.055	61.00	2.401	1.48	.058	140°	DIN 6537 L
8.20	.323	26.00	1.024	3	10	R840-0820-30-A1A	☆	☆	☆	☆	☆	☆	10.00	.393	89.00	3.503	47.00	1.850	1.49	.058	140°	DIN 6537 K
8.20	.323	42.40	1.669	5	10	R840-0820-50-A1A	☆	☆	☆	☆	☆	☆	10.00	.393	103.00	4.055	61.00	2.401	1.49	.058	140°	DIN 6537 L
8.20	.323	58.90	2.319	7	10	R840-0820-70-A1A	☆	☆	☆	☆	☆	☆	10.00	.393	120.00	4.724	75.00	2.952	1.49	.058	140°	COROMANT
8.30	.327	26.30	1.035	3	10	R840-0830-30-A1A	☆	☆	☆	☆	☆	☆	10.00	.393	89.00	3.503	47.00	1.850	1.51	.059	140°	DIN 6537 K
8.30	.327	42.90	1.689	5	10	R840-0830-50-A1A	☆	☆	☆	☆	☆	☆	10.00	.393	103.00	4.055	61.00	2.401	1.51	.059	140°	DIN 6537 L
8.30	.327	59.60	2.346	7	10	R840-0830-70-A1A	☆	☆	☆	☆	☆	☆	10.00	.393	120.00	4.724	75.00	2.952	1.51	.059	140°	COROMANT
8.33	.328	26.40	1.039	3	10	R840-0833-30-A1A	☆	☆	☆	☆	☆	☆	10.00	.393	89.00	3.503	47.00	1.850	1.52	.059	140°	DIN 6537 K
8.33	.328	43.00	1.693	5	10	R840-0833-50-A1A	☆	☆	☆	☆	☆	☆	10.00	.393	103.00	4.055	61.00	2.401	1.52	.059	140°	DIN 6537 L
8.33	.328	59.80	2.354	7	10	R840-0833-70-A1A	☆	☆	☆	☆	☆	☆	10.00	.393	120.00	4.724	75.00	2.952	1.52	.059	140°	COROMANT
8.40	.331	26.60	1.047	3	10	R840-0840-30-A1A	☆	☆	☆	☆	☆	☆	10.00	.393	89.00	3.503	47.00	1.850	1.53	.060	140°	DIN 6537 K
8.40	.331	43.40	1.709	5	10	R840-0840-50-A1A	☆	☆	☆	☆	☆	☆	10.00	.393	103.00	4.055	61.00	2.401	1.53	.060	140°	DIN 6537 L
8.40	.331	60.30	2.374	7	10	R840-0840-70-A1A	☆	☆	☆	☆	☆	☆	10.00	.393	120.00	4.724	75.00	2.952	1.53	.060	140°	COROMANT
8.50	.335	26.90	1.059	3	10	R840-0850-30-A1A	☆	☆	☆	☆	☆	☆	10.00	.393	89.00	3.503	47.00	1.850	1.55	.060	140°	DIN 6537 K
8.50	.335	43.90	1.728	5	10	R840-0850-50-A1A	☆	☆	☆	☆	☆	☆	10.00	.393	103.00	4.055	61.00	2.401	1.55	.060	140°	DIN 6537 L
8.50	.335	61.00	2.402	7	10	R840-0850-70-A1A	☆	☆	☆	☆	☆	☆	10.00	.393	120.00	4.724	75.00	2.952	1.55	.060	140°	COROMANT

O5 Q5 K252 Q1 Q35

Broca de metal duro integral CoroDrill® Delta-C

Mango HA

Suministro de refrigerante interior



TCHA H9
CNSC 1

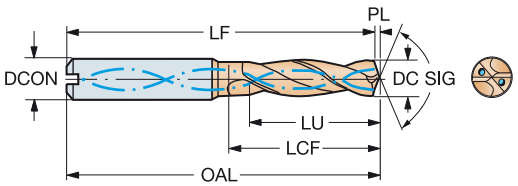

							P	M	K	N	S	H	Dimensiones, mm, pulg.									
DC	DC"	LU	LU"	ULDR	CZC_{MS}	Código de pedido	1220	1220	1220	1220	1220	1220	DCON	DCON"	OAL	OAL"	LCF	LCF"	PL	PL"	SIG	BSG
8.60	.339	27.20	1.071	3	10	R840-0860-30-A1A	☆	☆	☆	☆	☆	☆	10.00	.393	89.00	3.503	47.00	1.850	1.57	.061	140°	DIN 6537 K
8.60	.339	44.40	1.748	5	10	R840-0860-50-A1A	☆	☆	☆	☆	☆	☆	10.00	.393	103.00	4.055	61.00	2.401	1.57	.061	140°	DIN 6537 L
8.60	.339	61.80	2.433	7	10	R840-0860-70-A1A	☆	☆	☆	☆	☆	☆	10.00	.393	120.00	4.724	75.00	2.952	1.57	.061	140°	COROMANT
8.70	.343	27.60	1.087	3	10	R840-0870-30-A1A	☆	☆	☆	☆	☆	☆	10.00	.393	89.00	3.503	47.00	1.850	1.58	.062	140°	DIN 6537 K
8.70	.343	45.00	1.772	5	10	R840-0870-50-A1A	☆	☆	☆	☆	☆	☆	10.00	.393	103.00	4.055	61.00	2.401	1.58	.062	140°	DIN 6537 L
8.70	.343	62.50	2.461	7	10	R840-0870-70-A1A	☆	☆	☆	☆	☆	☆	10.00	.393	120.00	4.724	75.00	2.952	1.58	.062	140°	COROMANT
8.73	.344	27.70	1.091	3	10	R840-0873-30-A1A	☆	☆	☆	☆	☆	☆	10.00	.393	89.00	3.503	47.00	1.850	1.59	.062	140°	DIN 6537 K
8.73	.344	45.10	1.776	5	10	R840-0873-50-A1A	☆	☆	☆	☆	☆	☆	10.00	.393	103.00	4.055	61.00	2.401	1.59	.062	140°	DIN 6537 L
8.73	.344	62.70	2.469	7	10	R840-0873-70-A1A	☆	☆	☆	☆	☆	☆	10.00	.393	120.00	4.724	75.00	2.952	1.59	.062	140°	COROMANT
8.80	.346	27.90	1.098	3	10	R840-0880-30-A1A	☆	☆	☆	☆	☆	☆	10.00	.393	89.00	3.503	47.00	1.850	1.60	.063	140°	DIN 6537 K
8.80	.346	45.50	1.791	5	10	R840-0880-50-A1A	☆	☆	☆	☆	☆	☆	10.00	.393	103.00	4.055	61.00	2.401	1.60	.063	140°	DIN 6537 L
8.80	.346	63.20	2.488	7	10	R840-0880-70-A1A	☆	☆	☆	☆	☆	☆	10.00	.393	120.00	4.724	75.00	2.952	1.60	.063	140°	COROMANT
8.90	.350	28.20	1.110	3	10	R840-0890-30-A1A	☆	☆	☆	☆	☆	☆	10.00	.393	89.00	3.503	47.00	1.850	1.62	.063	140°	DIN 6537 K
8.90	.350	46.00	1.811	5	10	R840-0890-50-A1A	☆	☆	☆	☆	☆	☆	10.00	.393	103.00	4.055	61.00	2.401	1.62	.063	140°	DIN 6537 L
8.90	.350	63.90	2.516	7	10	R840-0890-70-A1A	☆	☆	☆	☆	☆	☆	10.00	.393	120.00	4.724	75.00	2.952	1.62	.063	140°	COROMANT
9.00	.354	28.50	1.122	3	10	R840-0900-30-A1A	☆	☆	☆	☆	☆	☆	10.00	.393	89.00	3.503	47.00	1.850	1.64	.064	140°	DIN 6537 K
9.00	.354	46.50	1.831	5	10	R840-0900-50-A1A	☆	☆	☆	☆	☆	☆	10.00	.393	103.00	4.055	61.00	2.401	1.64	.064	140°	DIN 6537 L
9.00	.354	64.60	2.543	7	10	R840-0900-70-A1A	☆	☆	☆	☆	☆	☆	10.00	.393	133.00	5.236	84.00	3.307	1.64	.064	140°	COROMANT
9.10	.358	28.80	1.134	3	10	R840-0910-30-A1A	☆	☆	☆	☆	☆	☆	10.00	.393	89.00	3.503	47.00	1.850	1.66	.065	140°	DIN 6537 K
9.10	.358	47.00	1.850	5	10	R840-0910-50-A1A	☆	☆	☆	☆	☆	☆	10.00	.393	103.00	4.055	61.00	2.401	1.66	.065	140°	DIN 6537 L
9.10	.358	65.40	2.575	7	10	R840-0910-70-A1A	☆	☆	☆	☆	☆	☆	10.00	.393	133.00	5.236	84.00	3.307	1.66	.065	140°	COROMANT
9.13	.359	28.90	1.138	3	10	R840-0913-30-A1A	☆	☆	☆	☆	☆	☆	10.00	.393	89.00	3.503	47.00	1.850	1.66	.065	140°	DIN 6537 K
9.13	.359	47.20	1.858	5	10	R840-0913-50-A1A	☆	☆	☆	☆	☆	☆	10.00	.393	103.00	4.055	61.00	2.401	1.66	.065	140°	DIN 6537 L
9.13	.359	65.60	2.583	7	10	R840-0913-70-A1A	☆	☆	☆	☆	☆	☆	10.00	.393	133.00	5.236	84.00	3.307	1.66	.065	140°	COROMANT
9.20	.362	29.10	1.146	3	10	R840-0920-30-A1A	☆	☆	☆	☆	☆	☆	10.00	.393	89.00	3.503	47.00	1.850	1.67	.065	140°	DIN 6537 K
9.20	.362	47.50	1.870	5	10	R840-0920-50-A1A	☆	☆	☆	☆	☆	☆	10.00	.393	103.00	4.055	61.00	2.401	1.67	.065	140°	DIN 6537 L
9.20	.362	66.10	2.602	7	10	R840-0920-70-A1A	☆	☆	☆	☆	☆	☆	10.00	.393	133.00	5.236	84.00	3.307	1.67	.065	140°	COROMANT
9.30	.366	29.50	1.161	3	10	R840-0930-30-A1A	☆	☆	☆	☆	☆	☆	10.00	.393	89.00	3.503	47.00	1.850	1.69	.066	140°	DIN 6537 K
9.30	.366	48.10	1.894	5	10	R840-0930-50-A1A	☆	☆	☆	☆	☆	☆	10.00	.393	103.00	4.055	61.00	2.401	1.69	.066	140°	DIN 6537 L
9.30	.366	66.80	2.630	7	10	R840-0930-70-A1A	☆	☆	☆	☆	☆	☆	10.00	.393	133.00	5.236	84.00	3.307	1.69	.066	140°	COROMANT
9.40	.370	29.80	1.173	3	10	R840-0940-30-A1A	☆	☆	☆	☆	☆	☆	10.00	.393	89.00	3.503	47.00	1.850	1.71	.067	140°	DIN 6537 K
9.40	.370	48.60	1.913	5	10	R840-0940-50-A1A	☆	☆	☆	☆	☆	☆	10.00	.393	103.00	4.055	61.00	2.401	1.71	.067	140°	DIN 6537 L
9.40	.370	67.50	2.657	7	10	R840-0940-70-A1A	☆	☆	☆	☆	☆	☆	10.00	.393	133.00	5.236	84.00	3.307	1.71	.067	140°	COROMANT
9.50	.374	30.10	1.185	3	10	R840-0950-30-A1A	☆	☆	☆	☆	☆	☆	10.00	.393	89.00	3.503	47.00	1.850	1.73	.068	140°	DIN 6537 K
9.50	.374	49.10	1.933	5	10	R840-0950-50-A1A	☆	☆	☆	☆	☆	☆	10.00	.393	103.00	4.055	61.00	2.401	1.73	.068	140°	DIN 6537 L
9.50	.374	68.20	2.685	7	10	R840-0950-70-A1A	☆	☆	☆	☆	☆	☆	10.00	.393	133.00	5.236	84.00	3.307	1.73	.068	140°	COROMANT
9.52	.375	30.20	1.189	3	10	R840-0952-30-A1A	☆	☆	☆	☆	☆	☆	10.00	.393	89.00	3.503	47.00	1.850	1.73	.068	140°	DIN 6537 K
9.52	.375	49.20	1.937	5	10	R840-0952-50-A1A	☆	☆	☆	☆	☆	☆	10.00	.393	103.00	4.055	61.00	2.401	1.73	.068	140°	DIN 6537 L
9.52	.375	68.40	2.693	7	10	R840-0952-70-A1A	☆	☆	☆	☆	☆	☆	10.00	.393	133.00	5.236	84.00	3.307	1.73	.068	140°	COROMANT
9.55	.376	49.30	1.941	5	10	R840-0955-50-A1A	☆	☆	☆	☆	☆	☆	10.00	.393	103.00	4.055	61.00	2.401	1.74	.068	140°	DIN 6537 L
9.60	.378	30.40	1.197	3	10	R840-0960-30-A1A	☆	☆	☆	☆	☆	☆	10.00	.393	89.00	3.503	47.00	1.850	1.75	.068	140°	DIN 6537 K
9.60	.378	49.60	1.953	5	10	R840-0960-50-A1A	☆	☆	☆	☆	☆	☆	10.00	.393	103.00	4.055	61.00	2.401	1.75	.068	140°	DIN 6537 L
9.60	.378	68.90	2.713	7	10	R840-0960-70-A1A	☆	☆	☆	☆	☆	☆	10.00	.393	133.00	5.236	84.00	3.307	1.75	.068	140°	COROMANT
9.70	.382	30.70	1.209	3	10	R840-0970-30-A1A	☆	☆	☆	☆	☆	☆	10.00	.393	89.00	3.503	47.00	1.850	1.77	.069	140°	DIN 6537 K
9.70	.382	50.10	1.972	5	10	R840-0970-50-A1A	☆	☆	☆	☆	☆	☆	10.00	.393	103.00	4.055	61.00	2.401	1.77	.069	140°	DIN 6537 L
9.70	.382	69.70	2.744	7	10	R840-0970-70-A1A	☆	☆	☆	☆	☆	☆	10.00	.393	133.00	5.236	84.00	3.307	1.77	.069	140°	COROMANT
9.80	.386	31.00	1.220	3	10	R840-0980-30-A1A	☆	☆	☆	☆	☆	☆	10.00	.393	89.00	3.503	47.00	1.850	1.78	.070	140°	DIN 6537 K
9.80	.386	50.60	1.992	5	10	R840-0980-50-A1A	☆	☆	☆	☆	☆	☆	10.00	.393	103.00	4.055	61.00	2.401	1.78	.070	140°	DIN 6537 L
9.80	.386	70.40	2.772	7	10	R840-0980-70-A1A	☆	☆	☆	☆	☆	☆	10.00	.393	133.00	5.236	84.00	3.307	1.78	.070	140°	COROMANT

O5

Q5

K252

Q1

Q35

Broca de metal duro integral CoroDrill® Delta-C

Mango HA

Suministro de refrigerante interior



TCHA H9
CNSC 1

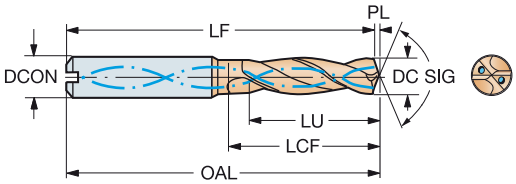

DC	DC"	LU	LU"	ULDR	CZC_{MS}	Código de pedido	P 1220	M 1220	K 1220	N 1220	S 1220	H 1220	Dimensiones, mm, pulg. DCON	DCON"	OAL	OAL"	LCF	LCF"	PL	PL"	SIG	BSG
9.90	.390	31.40	1.236	3	10	R840-0990-30-A1A	☆	☆	☆	☆	☆	☆	10.00	.393	89.00	3.503	47.00	1.850	1.80	.070	140°	DIN 6537 K
9.90	.390	51.20	2.016	5	10	R840-0990-50-A1A	☆	☆	☆	☆	☆	☆	10.00	.393	103.00	4.055	61.00	2.401	1.80	.070	140°	DIN 6537 L
9.90	.390	71.10	2.799	7	10	R840-0990-70-A1A	☆	☆	☆	☆	☆	☆	10.00	.393	133.00	5.236	84.00	3.307	1.80	.070	140°	COROMANT
9.92	.391	31.40	1.236	3	10	R840-0992-30-A1A	☆	☆	☆	☆	☆	☆	10.00	.393	89.00	3.503	47.00	1.850	1.81	.071	140°	DIN 6537 K
9.92	.391	51.30	2.020	5	10	R840-0992-50-A1A	☆	☆	☆	☆	☆	☆	10.00	.393	103.00	4.055	61.00	2.401	1.81	.071	140°	DIN 6537 L
9.92	.391	71.20	2.803	7	10	R840-0992-70-A1A	☆	☆	☆	☆	☆	☆	10.00	.393	133.00	5.236	84.00	3.307	1.81	.071	140°	COROMANT
10.00	.394	31.70	1.248	3	10	R840-1000-30-A1A	☆	☆	☆	☆	☆	☆	10.00	.393	89.00	3.503	47.00	1.850	1.82	.071	140°	DIN 6537 K
10.00	.394	51.70	2.035	5	10	R840-1000-50-A1A	☆	☆	☆	☆	☆	☆	10.00	.393	103.00	4.055	61.00	2.401	1.82	.071	140°	DIN 6537 L
10.00	.394	71.80	2.827	7	10	R840-1000-70-A1A	☆	☆	☆	☆	☆	☆	10.00	.393	133.00	5.236	84.00	3.307	1.82	.071	140°	COROMANT
10.10	.398	32.00	1.260	3	12	R840-1010-30-A1A	☆	☆	☆	☆	☆	☆	12.00	.472	102.00	4.015	55.00	2.165	1.84	.072	140°	DIN 6537 K
10.10	.398	52.20	2.055	5	12	R840-1010-50-A1A	☆	☆	☆	☆	☆	☆	12.00	.472	118.00	4.645	71.00	2.795	1.84	.072	140°	DIN 6537 L
10.10	.398	72.50	2.854	7	12	R840-1010-70-A1A	☆	☆	☆	☆	☆	☆	12.00	.472	140.00	5.511	91.00	3.582	1.84	.072	140°	COROMANT
10.20	.402	32.30	1.272	3	12	R840-1020-30-A1A	☆	☆	☆	☆	☆	☆	12.00	.472	102.00	4.015	55.00	2.165	1.86	.073	140°	DIN 6537 K
10.20	.402	52.70	2.075	5	12	R840-1020-50-A1A	☆	☆	☆	☆	☆	☆	12.00	.472	118.00	4.645	71.00	2.795	1.86	.073	140°	DIN 6537 L
10.20	.402	73.30	2.886	7	12	R840-1020-70-A1A	☆	☆	☆	☆	☆	☆	12.00	.472	140.00	5.511	91.00	3.582	1.86	.073	140°	COROMANT
10.30	.406	32.60	1.283	3	12	R840-1030-30-A1A	☆	☆	☆	☆	☆	☆	12.00	.472	102.00	4.015	55.00	2.165	1.87	.073	140°	DIN 6537 K
10.30	.406	53.20	2.094	5	12	R840-1030-50-A1A	☆	☆	☆	☆	☆	☆	12.00	.472	118.00	4.645	71.00	2.795	1.87	.073	140°	DIN 6537 L
10.30	.406	74.00	2.913	7	12	R840-1030-70-A1A	☆	☆	☆	☆	☆	☆	12.00	.472	140.00	5.511	91.00	3.582	1.87	.073	140°	COROMANT
10.32	.406	32.70	1.287	3	12	R840-1032-30-A1A	☆	☆	☆	☆	☆	☆	12.00	.472	102.00	4.015	55.00	2.165	1.88	.073	140°	DIN 6537 K
10.32	.406	53.30	2.098	5	12	R840-1032-50-A1A	☆	☆	☆	☆	☆	☆	12.00	.472	118.00	4.645	71.00	2.795	1.88	.073	140°	DIN 6537 L
10.32	.406	74.10	2.917	7	12	R840-1032-70-A1A	☆	☆	☆	☆	☆	☆	12.00	.472	140.00	5.511	91.00	3.582	1.88	.073	140°	COROMANT
10.40	.409	32.90	1.295	3	12	R840-1040-30-A1A	☆	☆	☆	☆	☆	☆	12.00	.472	102.00	4.015	55.00	2.165	1.89	.074	140°	DIN 6537 K
10.40	.409	53.70	2.114	5	12	R840-1040-50-A1A	☆	☆	☆	☆	☆	☆	12.00	.472	118.00	4.645	71.00	2.795	1.89	.074	140°	DIN 6537 L
10.40	.409	74.70	2.941	7	12	R840-1040-70-A1A	☆	☆	☆	☆	☆	☆	12.00	.472	140.00	5.511	91.00	3.582	1.89	.074	140°	COROMANT
10.45	.411	54.00	2.126	5	12	R840-1045-50-A1A	☆	☆	☆	☆	☆	☆	12.00	.472	118.00	4.645	71.00	2.795	1.90	.074	140°	DIN 6537 L
10.45	.411	75.10	2.957	7	12	R840-1045-70-A1A	☆	☆	☆	☆	☆	☆	12.00	.472	140.00	5.511	91.00	3.582	1.90	.074	140°	COROMANT
10.50	.413	33.30	1.311	3	12	R840-1050-30-A1A	☆	☆	☆	☆	☆	☆	12.00	.472	102.00	4.015	55.00	2.165	1.91	.075	140°	DIN 6537 K
10.50	.413	54.30	2.138	5	12	R840-1050-50-A1A	☆	☆	☆	☆	☆	☆	12.00	.472	118.00	4.645	71.00	2.795	1.91	.075	140°	DIN 6537 L
10.50	.413	75.40	2.969	7	12	R840-1050-70-A1A	☆	☆	☆	☆	☆	☆	12.00	.472	140.00	5.511	91.00	3.582	1.91	.075	140°	COROMANT
10.60	.417	33.60	1.323	3	12	R840-1060-30-A1A	☆	☆	☆	☆	☆	☆	12.00	.472	102.00	4.015	55.00	2.165	1.93	.075	140°	DIN 6537 K
10.60	.417	54.80	2.157	5	12	R840-1060-50-A1A	☆	☆	☆	☆	☆	☆	12.00	.472	118.00	4.645	71.00	2.795	1.93	.075	140°	DIN 6537 L
10.60	.417	76.10	2.996	7	12	R840-1060-70-A1A	☆	☆	☆	☆	☆	☆	12.00	.472	140.00	5.511	91.00	3.582	1.93	.075	140°	COROMANT
10.70	.421	33.90	1.335	3	12	R840-1070-30-A1A	☆	☆	☆	☆	☆	☆	12.00	.472	102.00	4.015	55.00	2.165	1.95	.076	140°	DIN 6537 K
10.70	.421	55.30	2.177	5	12	R840-1070-50-A1A	☆	☆	☆	☆	☆	☆	12.00	.472	118.00	4.645	71.00	2.795	1.95	.076	140°	DIN 6537 L
10.70	.421	76.80	3.024	7	12	R840-1070-70-A1A	☆	☆	☆	☆	☆	☆	12.00	.472	140.00	5.511	91.00	3.582	1.95	.076	140°	COROMANT
10.71	.422	33.90	1.335	3	12	R840-1071-30-A1A	☆	☆	☆	☆	☆	☆	12.00	.472	102.00	4.015	55.00	2.165	1.95	.076	140°	DIN 6537 K
10.71	.422	55.30	2.177	5	12	R840-1071-50-A1A	☆	☆	☆	☆	☆	☆	12.00	.472	118.00	4.645	71.00	2.795	1.95	.076	140°	DIN 6537 L
10.71	.422	76.90	3.028	7	12	R840-1071-70-A1A	☆	☆	☆	☆	☆	☆	12.00	.472	140.00	5.511	91.00	3.582	1.95	.076	140°	COROMANT
10.80	.425	34.20	1.346	3	12	R840-1080-30-A1A	☆	☆	☆	☆	☆	☆	12.00	.472	102.00	4.015	55.00	2.165	1.97	.077	140°	DIN 6537 K
10.80	.425	55.80	2.197	5	12	R840-1080-50-A1A	☆	☆	☆	☆	☆	☆	12.00	.472	118.00	4.645	71.00	2.795	1.97	.077	140°	DIN 6537 L
10.80	.425	77.60	3.055	7	12	R840-1080-70-A1A	☆	☆	☆	☆	☆	☆	12.00	.472	140.00	5.511	91.00	3.582	1.97	.077	140°	COROMANT
10.90	.429	34.50	1.358	3	12	R840-1090-30-A1A	☆	☆	☆	☆	☆	☆	12.00	.472	102.00	4.015	55.00	2.165	1.98	.078	140°	DIN 6537 K
10.90	.429	56.30	2.217	5	12	R840-1090-50-A1A	☆	☆	☆	☆	☆	☆	12.00	.472	118.00	4.645	71.00	2.795	1.98	.078	140°	DIN 6537 L
10.90	.429	78.30	3.083	7	12	R840-1090-70-A1A	☆	☆	☆	☆	☆	☆	12.00	.472	140.00	5.511	91.00	3.582	1.98	.078	140°	COROMANT
11.00	.433	34.80	1.370	3	12	R840-1100-30-A1A	☆	☆	☆	☆	☆	☆	12.00	.472	102.00	4.015	55.00	2.165	2.00	.078	140°	DIN 6537 K
11.00	.433	56.80	2.236	5	12	R840-1100-50-A1A	☆	☆	☆	☆	☆	☆	12.00	.472	118.00	4.645	71.00	2.795	2.00	.078	140°	DIN 6537 L
11.00	.433	79.00	3.110	7	12	R840-1100-70-A1A	☆	☆	☆	☆	☆	☆	12.00	.472	151.00	5.944	101.00	3.976	2.00	.078	140°	COROMANT

O5 Q5 K252 Q1 Q35

Broca de metal duro integral CoroDrill® Delta-C

Mango HA

Suministro de refrigerante interior



TCHA H9
CNSC 1

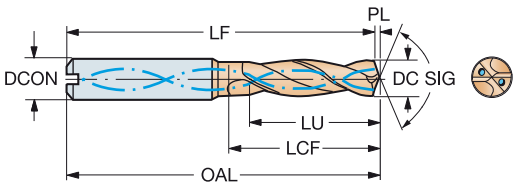

							P	M	K	N	S	H	Dimensiones, mm, pulg.									
DC	DC"	LU	LU"	ULDR	CZC_{MS}	Código de pedido	1220	1220	1220	1220	1220	1220	DCON	DCON"	OAL	OAL"	LCF	LCF"	PL	PL"	SIG	BSG
11.10	.437	35.20	1.386	3	12	R840-1110-30-A1A	☆	☆	☆	☆	☆	☆	12.00	.472	102.00	4.015	55.00	2.165	2.02	.079	140°	DIN 6537 K
11.10	.437	57.40	2.260	5	12	R840-1110-50-A1A	☆	☆	☆	☆	☆	☆	12.00	.472	118.00	4.645	71.00	2.795	2.02	.079	140°	DIN 6537 L
11.10	.437	79.70	3.138	7	12	R840-1110-70-A1A	☆	☆	☆	☆	☆	☆	12.00	.472	151.00	5.944	101.00	3.976	2.02	.079	140°	COROMANT
11.11	.437	35.20	1.386	3	12	R840-1111-30-A1A	☆	☆	☆	☆	☆	☆	12.00	.472	102.00	4.015	55.00	2.165	2.02	.079	140°	DIN 6537 K
11.11	.437	57.40	2.260	5	12	R840-1111-50-A1A	☆	☆	☆	☆	☆	☆	12.00	.472	118.00	4.645	71.00	2.795	2.02	.079	140°	DIN 6537 L
11.11	.437	79.80	3.142	7	12	R840-1111-70-A1A	☆	☆	☆	☆	☆	☆	12.00	.472	151.00	5.944	101.00	3.976	2.02	.079	140°	COROMANT
11.20	.441	35.50	1.398	3	12	R840-1120-30-A1A	☆	☆	☆	☆	☆	☆	12.00	.472	102.00	4.015	55.00	2.165	2.04	.080	140°	DIN 6537 K
11.20	.441	57.90	2.280	5	12	R840-1120-50-A1A	☆	☆	☆	☆	☆	☆	12.00	.472	118.00	4.645	71.00	2.795	2.04	.080	140°	DIN 6537 L
11.20	.441	80.40	3.165	7	12	R840-1120-70-A1A	☆	☆	☆	☆	☆	☆	12.00	.472	151.00	5.944	101.00	3.976	2.04	.080	140°	COROMANT
11.30	.445	35.80	1.409	3	12	R840-1130-30-A1A	☆	☆	☆	☆	☆	☆	12.00	.472	102.00	4.015	55.00	2.165	2.06	.080	140°	DIN 6537 K
11.30	.445	58.40	2.299	5	12	R840-1130-50-A1A	☆	☆	☆	☆	☆	☆	12.00	.472	118.00	4.645	71.00	2.795	2.06	.080	140°	DIN 6537 L
11.30	.445	81.20	3.197	7	12	R840-1130-70-A1A	☆	☆	☆	☆	☆	☆	12.00	.472	151.00	5.944	101.00	3.976	2.06	.080	140°	COROMANT
11.40	.449	36.10	1.421	3	12	R840-1140-30-A1A	☆	☆	☆	☆	☆	☆	12.00	.472	102.00	4.015	55.00	2.165	2.07	.081	140°	DIN 6537 K
11.40	.449	58.90	2.319	5	12	R840-1140-50-A1A	☆	☆	☆	☆	☆	☆	12.00	.472	118.00	4.645	71.00	2.795	2.07	.081	140°	DIN 6537 L
11.40	.449	81.90	3.224	7	12	R840-1140-70-A1A	☆	☆	☆	☆	☆	☆	12.00	.472	151.00	5.944	101.00	3.976	2.07	.081	140°	COROMANT
11.50	.453	36.40	1.433	3	12	R840-1150-30-A1A	☆	☆	☆	☆	☆	☆	12.00	.472	102.00	4.015	55.00	2.165	2.09	.082	140°	DIN 6537 K
11.50	.453	59.40	2.339	5	12	R840-1150-50-A1A	☆	☆	☆	☆	☆	☆	12.00	.472	118.00	4.645	71.00	2.795	2.09	.082	140°	DIN 6537 L
11.50	.453	82.60	3.252	7	12	R840-1150-70-A1A	☆	☆	☆	☆	☆	☆	12.00	.472	151.00	5.944	101.00	3.976	2.09	.082	140°	COROMANT
11.51	.453	36.50	1.437	3	12	R840-1151-30-A1A	☆	☆	☆	☆	☆	☆	12.00	.472	102.00	4.015	55.00	2.165	2.09	.082	140°	DIN 6537 K
11.51	.453	59.50	2.343	5	12	R840-1151-50-A1A	☆	☆	☆	☆	☆	☆	12.00	.472	118.00	4.645	71.00	2.795	2.09	.082	140°	DIN 6537 L
11.60	.457	36.70	1.445	3	12	R840-1160-30-A1A	☆	☆	☆	☆	☆	☆	12.00	.472	102.00	4.015	55.00	2.165	2.11	.083	140°	DIN 6537 K
11.60	.457	59.90	2.358	5	12	R840-1160-50-A1A	☆	☆	☆	☆	☆	☆	12.00	.472	118.00	4.645	71.00	2.795	2.11	.083	140°	DIN 6537 L
11.60	.457	83.30	3.280	7	12	R840-1160-70-A1A	☆	☆	☆	☆	☆	☆	12.00	.472	151.00	5.944	101.00	3.976	2.11	.083	140°	COROMANT
11.70	.461	37.10	1.461	3	12	R840-1170-30-A1A	☆	☆	☆	☆	☆	☆	12.00	.472	102.00	4.015	55.00	2.165	2.13	.083	140°	DIN 6537 K
11.70	.461	60.50	2.382	5	12	R840-1170-50-A1A	☆	☆	☆	☆	☆	☆	12.00	.472	118.00	4.645	71.00	2.795	2.13	.083	140°	DIN 6537 L
11.70	.461	84.00	3.307	7	12	R840-1170-70-A1A	☆	☆	☆	☆	☆	☆	12.00	.472	151.00	5.944	101.00	3.976	2.13	.083	140°	COROMANT
11.80	.465	37.40	1.472	3	12	R840-1180-30-A1A	☆	☆	☆	☆	☆	☆	12.00	.472	102.00	4.015	55.00	2.165	2.15	.084	140°	DIN 6537 K
11.80	.465	61.00	2.402	5	12	R840-1180-50-A1A	☆	☆	☆	☆	☆	☆	12.00	.472	118.00	4.645	71.00	2.795	2.15	.084	140°	DIN 6537 L
11.80	.465	84.70	3.335	7	12	R840-1180-70-A1A	☆	☆	☆	☆	☆	☆	12.00	.472	151.00	5.944	101.00	3.976	2.15	.084	140°	COROMANT
11.90	.469	37.70	1.484	3	12	R840-1190-30-A1A	☆	☆	☆	☆	☆	☆	12.00	.472	102.00	4.015	55.00	2.165	2.17	.085	140°	DIN 6537 K
11.90	.469	61.50	2.421	5	12	R840-1190-50-A1A	☆	☆	☆	☆	☆	☆	12.00	.472	118.00	4.645	71.00	2.795	2.17	.085	140°	DIN 6537 L
11.90	.469	85.50	3.366	7	12	R840-1190-70-A1A	☆	☆	☆	☆	☆	☆	12.00	.472	151.00	5.944	101.00	3.976	2.17	.085	140°	COROMANT
12.00	.472	38.00	1.496	3	12	R840-1200-30-A1A	☆	☆	☆	☆	☆	☆	12.00	.472	102.00	4.015	55.00	2.165	2.18	.085	140°	DIN 6537 K
12.00	.472	62.00	2.441	5	12	R840-1200-50-A1A	☆	☆	☆	☆	☆	☆	12.00	.472	118.00	4.645	71.00	2.795	2.18	.085	140°	DIN 6537 L
12.00	.472	86.20	3.394	7	12	R840-1200-70-A1A	☆	☆	☆	☆	☆	☆	12.00	.472	151.00	5.944	101.00	3.976	2.18	.085	140°	COROMANT
12.10	.476	38.30	1.508	3	14	R840-1210-30-A1A	☆	☆	☆	☆	☆	☆	14.00	.551	107.00	4.212	60.00	2.362	2.20	.086	140°	DIN 6537 K
12.10	.476	62.50	2.461	5	14	R840-1210-50-A1A	☆	☆	☆	☆	☆	☆	14.00	.551	124.00	4.881	77.00	3.031	2.20	.086	140°	DIN 6537 L
12.10	.476	86.90	3.421	7	14	R840-1210-70-A1A	☆	☆	☆	☆	☆	☆	14.00	.551	160.00	6.299	107.00	4.212	2.20	.086	140°	COROMANT
12.20	.480	38.60	1.520	3	14	R840-1220-30-A1A	☆	☆	☆	☆	☆	☆	14.00	.551	107.00	4.212	60.00	2.362	2.22	.087	140°	DIN 6537 K
12.20	.480	63.00	2.480	5	14	R840-1220-50-A1A	☆	☆	☆	☆	☆	☆	14.00	.551	124.00	4.881	77.00	3.031	2.22	.087	140°	DIN 6537 L
12.20	.480	87.60	3.449	7	14	R840-1220-70-A1A	☆	☆	☆	☆	☆	☆	14.00	.551	160.00	6.299	107.00	4.212	2.22	.087	140°	COROMANT
12.30	.484	39.00	1.535	3	14	R840-1230-30-A1A	☆	☆	☆	☆	☆	☆	14.00	.551	107.00	4.212	60.00	2.362	2.24	.088	140°	DIN 6537 K
12.30	.484	63.60	2.504	5	14	R840-1230-50-A1A	☆	☆	☆	☆	☆	☆	14.00	.551	124.00	4.881	77.00	3.031	2.24	.088	140°	DIN 6537 L
12.30	.484	88.30	3.476	7	14	R840-1230-70-A1A	☆	☆	☆	☆	☆	☆	14.00	.551	160.00	6.299	107.00	4.212	2.24	.088	140°	COROMANT
12.40	.488	39.30	1.547	3	14	R840-1240-30-A1A	☆	☆	☆	☆	☆	☆	14.00	.551	107.00	4.212	60.00	2.362	2.26	.088	140°	DIN 6537 K
12.40	.488	64.10	2.524	5	14	R840-1240-50-A1A	☆	☆	☆	☆	☆	☆	14.00	.551	124.00	4.881	77.00	3.031	2.26	.088	140°	DIN 6537 L
12.40	.488	89.10	3.508	7	14	R840-1240-70-A1A	☆	☆	☆	☆	☆	☆	14.00	.551	160.00	6.299	107.00	4.212	2.26	.088	140°	COROMANT

O5

Q5

K252

Q1

Q35

Broca de metal duro integral CoroDrill® Delta-C

Mango HA

Suministro de refrigerante interior



TCHA H9
CNSC 1

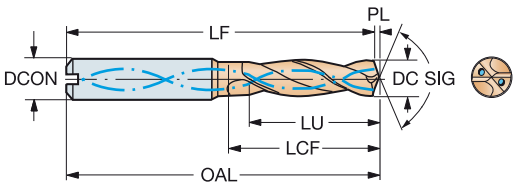

							P	M	K	N	S	H	Dimensiones, mm, pulg.								
DC	DC"	LU	LU"	ULDR	CZC_{MS}	Código de pedido	1220	1220	1220	1220	1220	1220	DCON	DCON"	OAL	OAL"	LCF	LCF"	PL	PL"	SIG	BSG
12.50	.492	39.60	1.559	3	14	R840-1250-30-A1A	☆	☆	☆	☆	☆	☆	14.00	.551	107.00	4.212	60.00	2.362	2.27	.089	140°	DIN 6537 K
12.50	.492	64.60	2.543	5	14	R840-1250-50-A1A	☆	☆	☆	☆	☆	☆	14.00	.551	124.00	4.881	77.00	3.031	2.27	.089	140°	DIN 6537 L
12.50	.492	89.80	3.535	7	14	R840-1250-70-A1A	☆	☆	☆	☆	☆	☆	14.00	.551	160.00	6.299	107.00	4.212	2.27	.089	140°	COROMANT
12.60	.496	39.90	1.571	3	14	R840-1260-30-A1A	☆	☆	☆	☆	☆	☆	14.00	.551	107.00	4.212	60.00	2.362	2.29	.090	140°	DIN 6537 K
12.60	.496	65.10	2.563	5	14	R840-1260-50-A1A	☆	☆	☆	☆	☆	☆	14.00	.551	124.00	4.881	77.00	3.031	2.29	.090	140°	DIN 6537 L
12.60	.496	90.50	3.563	7	14	R840-1260-70-A1A	☆	☆	☆	☆	☆	☆	14.00	.551	160.00	6.299	107.00	4.212	2.29	.090	140°	COROMANT
12.70	.500	40.20	1.583	3	14	R840-1270-30-A1A	☆	☆	☆	☆	☆	☆	14.00	.551	107.00	4.212	60.00	2.362	2.31	.090	140°	DIN 6537 K
12.70	.500	65.60	2.583	5	14	R840-1270-50-A1A	☆	☆	☆	☆	☆	☆	14.00	.551	124.00	4.881	77.00	3.031	2.31	.090	140°	DIN 6537 L
12.70	.500	91.20	3.591	7	14	R840-1270-70-A1A	☆	☆	☆	☆	☆	☆	14.00	.551	160.00	6.299	107.00	4.212	2.31	.090	140°	COROMANT
12.80	.504	40.50	1.594	3	14	R840-1280-30-A1A	☆	☆	☆	☆	☆	☆	14.00	.551	107.00	4.212	60.00	2.362	2.33	.091	140°	DIN 6537 K
12.80	.504	66.10	2.602	5	14	R840-1280-50-A1A	☆	☆	☆	☆	☆	☆	14.00	.551	124.00	4.881	77.00	3.031	2.33	.091	140°	DIN 6537 L
12.80	.504	91.90	3.618	7	14	R840-1280-70-A1A	☆	☆	☆	☆	☆	☆	14.00	.551	160.00	6.299	107.00	4.212	2.33	.091	140°	COROMANT
13.00	.512	41.20	1.622	3	14	R840-1300-30-A1A	☆	☆	☆	☆	☆	☆	14.00	.551	107.00	4.212	60.00	2.362	2.37	.093	140°	DIN 6537 K
13.00	.512	67.20	2.646	5	14	R840-1300-50-A1A	☆	☆	☆	☆	☆	☆	14.00	.551	124.00	4.881	77.00	3.031	2.37	.093	140°	DIN 6537 L
13.00	.512	93.40	3.677	7	14	R840-1300-70-A1A	☆	☆	☆	☆	☆	☆	14.00	.551	160.00	6.299	107.00	4.212	2.37	.093	140°	COROMANT
13.10	.516	41.50	1.634	3	14	R840-1310-30-A1A	☆	☆	☆	☆	☆	☆	14.00	.551	107.00	4.212	60.00	2.362	2.38	.093	140°	DIN 6537 K
13.10	.516	67.70	2.665	5	14	R840-1310-50-A1A	☆	☆	☆	☆	☆	☆	14.00	.551	124.00	4.881	77.00	3.031	2.38	.093	140°	DIN 6537 L
13.10	.516	94.10	3.705	7	14	R840-1310-70-A1A	☆	☆	☆	☆	☆	☆	14.00	.551	160.00	6.299	107.00	4.212	2.38	.093	140°	COROMANT
13.25	.522	42.00	1.654	3	14	R840-1325-30-A1A	☆	☆	☆	☆	☆	☆	14.00	.551	107.00	4.212	60.00	2.362	2.41	.094	140°	DIN 6537 K
13.25	.522	68.50	2.697	5	14	R840-1325-50-A1A	☆	☆	☆	☆	☆	☆	14.00	.551	124.00	4.881	77.00	3.031	2.41	.094	140°	DIN 6537 L
13.25	.522	95.20	3.748	7	14	R840-1325-70-A1A	☆	☆	☆	☆	☆	☆	14.00	.551	160.00	6.299	107.00	4.212	2.41	.094	140°	COROMANT
13.30	.524	70.00	2.756	5	20	R840-1930-50-A1A	☆	☆	☆	☆	☆	☆	20.00	.787	124.00	4.881	77.00	3.031	2.42	.095	140°	DIN 6537 L
13.50	.531	42.80	1.685	3	14	R840-1350-30-A1A	☆	☆	☆	☆	☆	☆	14.00	.551	107.00	4.212	60.00	2.362	2.46	.096	140°	DIN 6537 K
13.50	.531	69.80	2.748	5	14	R840-1350-50-A1A	☆	☆	☆	☆	☆	☆	14.00	.551	124.00	4.881	77.00	3.031	2.46	.096	140°	DIN 6537 L
13.50	.531	97.00	3.819	7	14	R840-1350-70-A1A	☆	☆	☆	☆	☆	☆	14.00	.551	160.00	6.299	107.00	4.212	2.46	.096	140°	COROMANT
13.75	.541	43.60	1.717	3	14	R840-1375-30-A1A	☆	☆	☆	☆	☆	☆	14.00	.551	107.00	4.212	60.00	2.362	2.50	.098	140°	DIN 6537 K
13.75	.541	71.10	2.799	5	14	R840-1375-50-A1A	☆	☆	☆	☆	☆	☆	14.00	.551	124.00	4.881	77.00	3.031	2.50	.098	140°	DIN 6537 L
13.75	.541	98.80	3.890	7	14	R840-1375-70-A1A	☆	☆	☆	☆	☆	☆	14.00	.551	160.00	6.299	107.00	4.212	2.50	.098	140°	COROMANT
13.80	.543	43.70	1.720	3	14	R840-1380-30-A1A	☆	☆	☆	☆	☆	☆	14.00	.551	107.00	4.212	60.00	2.362	2.51	.098	140°	DIN 6537 K
13.80	.543	71.30	2.807	5	14	R840-1380-50-A1A	☆	☆	☆	☆	☆	☆	14.00	.551	124.00	4.881	77.00	3.031	2.51	.098	140°	DIN 6537 L
13.80	.543	99.10	3.902	7	14	R840-1380-70-A1A	☆	☆	☆	☆	☆	☆	14.00	.551	160.00	6.299	107.00	4.212	2.51	.098	140°	COROMANT
13.89	.547	44.00	1.732	3	14	R840-1389-30-A1A	☆	☆	☆	☆	☆	☆	14.00	.551	107.00	4.212	60.00	2.362	2.53	.099	140°	DIN 6537 K
13.89	.547	71.80	2.827	5	14	R840-1389-50-A1A	☆	☆	☆	☆	☆	☆	14.00	.551	124.00	4.881	77.00	3.031	2.53	.099	140°	DIN 6537 L
13.89	.547	99.80	3.929	7	14	R840-1389-70-A1A	☆	☆	☆	☆	☆	☆	14.00	.551	160.00	6.299	107.00	4.212	2.53	.099	140°	COROMANT
14.00	.551	44.30	1.744	3	14	R840-1400-30-A1A	☆	☆	☆	☆	☆	☆	14.00	.551	107.00	4.212	60.00	2.362	2.55	.100	140°	DIN 6537 K
14.00	.551	72.30	2.846	5	14	R840-1400-50-A1A	☆	☆	☆	☆	☆	☆	14.00	.551	124.00	4.881	77.00	3.031	2.55	.100	140°	DIN 6537 L
14.00	.551	100.50	3.957	7	14	R840-1400-70-A1A	☆	☆	☆	☆	☆	☆	14.00	.551	160.00	6.299	107.00	4.212	2.55	.100	140°	COROMANT
14.10	.555	44.70	1.760	3	16	R840-1410-30-A1A	☆	☆	☆	☆	☆	☆	16.00	.629	115.00	4.527	65.00	2.559	2.57	.101	140°	DIN 6537 K
14.10	.555	72.90	2.870	5	16	R840-1410-50-A1A	☆	☆	☆	☆	☆	☆	16.00	.629	133.00	5.236	83.00	3.267	2.57	.101	140°	DIN 6537 L
14.25	.561	45.10	1.776	3	16	R840-1425-30-A1A	☆	☆	☆	☆	☆	☆	16.00	.629	115.00	4.527	65.00	2.559	2.59	.102	140°	DIN 6537 K
14.25	.561	73.60	2.898	5	16	R840-1425-50-A1A	☆	☆	☆	☆	☆	☆	16.00	.629	133.00	5.236	83.00	3.267	2.59	.102	140°	DIN 6537 L
14.29	.563	45.30	1.783	3	16	R840-1429-30-A1A	☆	☆	☆	☆	☆	☆	16.00	.629	115.00	4.527	65.00	2.559	2.60	.102	140°	DIN 6537 K
14.29	.563	74.90	2.949	5	16	R840-1429-50-A1A	☆	☆	☆	☆	☆	☆	16.00	.629	133.00	5.236	83.00	3.267	2.60	.102	140°	DIN 6537 L
14.50	.571	45.90	1.807	3	16	R840-1450-30-A1A	☆	☆	☆	☆	☆	☆	16.00	.629	115.00	4.527	65.00	2.559	2.64	.103	140°	DIN 6537 K
14.50	.571	74.90	2.949	5	16	R840-1450-50-A1A	☆	☆	☆	☆	☆	☆	16.00	.629	133.00	5.236	83.00	3.267	2.64	.103	140°	DIN 6537 L
14.69	.578	46.50	1.831	3	16	R840-1469-30-A1A	☆	☆	☆	☆	☆	☆	16.00	.629	115.00	4.527	65.00	2.559	2.67	.105	140°	DIN 6537 K
14.69	.578	75.90	2.988	5	16	R840-1469-50-A1A	☆	☆	☆	☆	☆	☆	16.00	.629	133.00	5.236	83.00	3.267	2.67	.105	140°	DIN 6537 L
14.75	.581	46.70	1.839	3	16	R840-1475-30-A1A	☆	☆	☆	☆	☆	☆	16.00	.629	115.00	4.527	65.00	2.559	2.68	.105	140°	DIN 6537 K
14.75	.581	76.20	3.000	5	16	R840-1475-50-A1A	☆	☆	☆	☆	☆	☆	16.00	.629	133.00	5.236	83.00	3.267	2.68	.105	140°	DIN 6537 L

O5 Q5 K252 Q1 Q35

SANDVIK Coromant

Broca de metal duro integral CoroDrill® Delta-C

Mango HA

Suministro de refrigerante interior



TCHA H9
CNSC 1

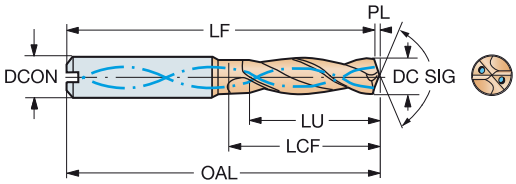

							P	M	K	N	S	H	Dimensiones, mm, pulg.									
DC	DC"	LU	LU"	ULDR	CZC_{MS}	Código de pedido	1220	1220	1220	1220	1220	1220	DCON	DCON"	OAL	OAL"	LCF	LCF"	PL	PL"	SIG	BSG
14.80	.583	46.90	1.846	3	16	R840-1480-30-A1A	☆	☆	☆	☆	☆	☆	16.00	.629	115.00	4.527	65.00	2.559	2.69	.106	140°	DIN 6537 K
14.80	.583	76.50	3.012	5	16	R840-1480-50-A1A	☆	☆	☆	☆	☆	☆	16.00	.629	133.00	5.236	83.00	3.267	2.69	.106	140°	DIN 6537 L
15.00	.591	47.50	1.870	3	16	R840-1500-30-A1A	☆	☆	☆	☆	☆	☆	16.00	.629	115.00	4.527	65.00	2.559	2.73	.107	140°	DIN 6537 K
15.00	.591	77.50	3.051	5	16	R840-1500-50-A1A	☆	☆	☆	☆	☆	☆	16.00	.629	133.00	5.236	83.00	3.267	2.73	.107	140°	DIN 6537 L
15.50	.610	49.10	1.933	3	16	R840-1550-30-A1A	☆	☆	☆	☆	☆	☆	16.00	.629	115.00	4.527	65.00	2.559	2.82	.111	140°	DIN 6537 K
15.50	.610	80.10	3.154	5	16	R840-1550-50-A1A	☆	☆	☆	☆	☆	☆	16.00	.629	133.00	5.236	83.00	3.267	2.82	.111	140°	DIN 6537 L
15.80	.622	50.00	1.969	3	16	R840-1580-30-A1A	☆	☆	☆	☆	☆	☆	16.00	.629	115.00	4.527	65.00	2.559	2.88	.113	140°	DIN 6537 K
15.80	.622	81.60	3.213	5	16	R840-1580-50-A1A	☆	☆	☆	☆	☆	☆	16.00	.629	133.00	5.236	83.00	3.267	2.88	.113	140°	DIN 6537 L
15.87	.625	50.30	1.980	3	16	R840-1587-30-A1A	☆	☆	☆	☆	☆	☆	16.00	.629	115.00	4.527	65.00	2.559	2.89	.113	140°	DIN 6537 K
15.87	.625	82.00	3.228	5	16	R840-1587-50-A1A	☆	☆	☆	☆	☆	☆	16.00	.629	133.00	5.236	83.00	3.267	2.89	.113	140°	DIN 6537 L
16.00	.630	50.70	1.996	3	16	R840-1600-30-A1A	☆	☆	☆	☆	☆	☆	16.00	.629	115.00	4.527	65.00	2.559	2.91	.114	140°	DIN 6537 K
16.00	.630	82.70	3.256	5	16	R840-1600-50-A1A	☆	☆	☆	☆	☆	☆	16.00	.629	133.00	5.236	83.00	3.267	2.91	.114	140°	DIN 6537 L
16.00	.630	114.90	4.524	7	16	R840-1600-70-A1A	☆	☆	☆	☆	☆	☆	16.00	.629	178.00	7.007	128.00	5.039	2.91	.114	140°	COROMANT
16.08	.633	50.90	2.004	3	18	R840-1608-30-A1A	☆	☆	☆	☆	☆	☆	18.00	.708	123.00	4.842	73.00	2.874	2.93	.115	140°	DIN 6537 K
16.10	.634	51.00	2.008	3	18	R840-1610-30-A1A	☆	☆	☆	☆	☆	☆	18.00	.708	123.00	4.842	73.00	2.874	2.93	.115	140°	DIN 6537 K
16.10	.634	83.20	3.276	5	18	R840-1610-50-A1A	☆	☆	☆	☆	☆	☆	18.00	.708	143.00	5.629	93.00	3.661	2.93	.115	140°	DIN 6537 L
16.30	.642	117.10	4.610	7	18	R840-1630-70-A1A	☆	☆	☆	☆	☆	☆	18.00	.708	187.00	7.362	137.00	5.393	2.97	.116	140°	COROMANT
16.50	.650	52.30	2.059	3	18	R840-1650-30-A1A	☆	☆	☆	☆	☆	☆	18.00	.708	123.00	4.842	73.00	2.874	3.00	.118	140°	DIN 6537 K
16.50	.650	85.30	3.358	5	18	R840-1650-50-A1A	☆	☆	☆	☆	☆	☆	18.00	.708	143.00	5.629	93.00	3.661	3.00	.118	140°	DIN 6537 L
16.67	.656	52.80	2.079	3	18	R840-1667-30-A1A	☆	☆	☆	☆	☆	☆	18.00	.708	123.00	4.842	73.00	2.874	3.03	.119	140°	DIN 6537 K
16.67	.656	86.10	3.390	5	18	R840-1667-50-A1A	☆	☆	☆	☆	☆	☆	18.00	.708	143.00	5.629	93.00	3.661	3.03	.119	140°	DIN 6537 L
16.80	.661	53.20	2.094	3	18	R840-1680-30-A1A	☆	☆	☆	☆	☆	☆	18.00	.708	123.00	4.842	73.00	2.874	3.06	.120	140°	DIN 6537 K
16.80	.661	86.80	3.417	5	18	R840-1680-50-A1A	☆	☆	☆	☆	☆	☆	18.00	.708	143.00	5.629	93.00	3.661	3.06	.120	140°	DIN 6537 L
17.00	.669	53.80	2.118	3	18	R840-1700-30-A1A	☆	☆	☆	☆	☆	☆	18.00	.708	123.00	4.842	73.00	2.874	3.09	.121	140°	DIN 6537 K
17.00	.669	87.80	3.457	5	18	R840-1700-50-A1A	☆	☆	☆	☆	☆	☆	18.00	.708	143.00	5.629	93.00	3.661	3.09	.121	140°	DIN 6537 L
17.46	.687	55.30	2.177	3	18	R840-1746-30-A1A	☆	☆	☆	☆	☆	☆	18.00	.708	123.00	4.842	73.00	2.874	3.18	.125	140°	DIN 6537 K
17.46	.687	90.40	3.559	5	18	R840-1746-50-A1A	☆	☆	☆	☆	☆	☆	18.00	.708	143.00	5.629	93.00	3.661	3.18	.125	140°	DIN 6537 L
17.50	.689	55.40	2.181	3	18	R840-1750-30-A1A	☆	☆	☆	☆	☆	☆	18.00	.708	123.00	4.842	73.00	2.874	3.18	.125	140°	DIN 6537 K
17.50	.689	90.40	3.559	5	18	R840-1750-50-A1A	☆	☆	☆	☆	☆	☆	18.00	.708	143.00	5.629	93.00	3.661	3.18	.125	140°	DIN 6537 L
17.80	.701	56.40	2.220	3	18	R840-1780-30-A1A	☆	☆	☆	☆	☆	☆	18.00	.708	123.00	4.842	73.00	2.874	3.24	.127	140°	DIN 6537 K
17.80	.701	92.00	3.622	5	18	R840-1780-50-A1A	☆	☆	☆	☆	☆	☆	18.00	.708	143.00	5.629	93.00	3.661	3.24	.127	140°	DIN 6537 L
18.00	.709	57.00	2.244	3	18	R840-1800-30-A1A	☆	☆	☆	☆	☆	☆	18.00	.708	123.00	4.842	73.00	2.874	3.28	.128	140°	DIN 6537 K
18.00	.709	93.00	3.661	5	18	R840-1800-50-A1A	☆	☆	☆	☆	☆	☆	18.00	.708	143.00	5.629	93.00	3.661	3.28	.128	140°	DIN 6537 L
18.50	.728	58.60	2.307	3	20	R840-1850-30-A1A	☆	☆	☆	☆	☆	☆	20.00	.787	131.00	5.157	79.00	3.110	3.37	.132	140°	DIN 6537 K
18.50	.728	95.60	3.764	5	20	R840-1850-50-A1A	☆	☆	☆	☆	☆	☆	20.00	.787	153.00	6.023	101.00	3.976	3.37	.132	140°	DIN 6537 L
18.80	.740	59.50	2.343	3	20	R840-1880-30-A1A	☆	☆	☆	☆	☆	☆	20.00	.787	131.00	5.157	79.00	3.110	3.42	.134	140°	DIN 6537 K
18.80	.740	97.40	3.835	5	20	R840-1880-50-A1A	☆	☆	☆	☆	☆	☆	20.00	.787	153.00	6.023	101.00	3.976	3.42	.134	140°	DIN 6537 L
19.00	.748	60.50	2.382	3	20	R840-1900-30-A1A	☆	☆	☆	☆	☆	☆	20.00	.787	131.00	5.157	79.00	3.110	3.46	.136	140°	DIN 6537 K
19.00	.748	98.50	3.878	5	20	R840-1900-50-A1A	☆	☆	☆	☆	☆	☆	20.00	.787	153.00	6.023	101.00	3.976	3.46	.136	140°	DIN 6537 L
19.05	.750	60.60	2.386	3	20	R840-1905-30-A1A	☆	☆	☆	☆	☆	☆	20.00	.787	131.00	5.157	79.00	3.110	3.47	.136	140°	DIN 6537 K
19.05	.750	98.70	3.886	5	20	R840-1905-50-A1A	☆	☆	☆	☆	☆	☆	20.00	.787	153.00	6.023	101.00	3.976	3.47	.136	140°	DIN 6537 L
19.25	.758	61.30	2.413	3	20	R840-1925-30-A1A	☆	☆	☆	☆	☆	☆	20.00	.787	131.00	5.157	79.00	3.110	3.50	.137	140°	DIN 6537 K
19.25	.758	99.80	3.929	5	20	R840-1925-50-A1A	☆	☆	☆	☆	☆	☆	20.00	.787	153.00	6.023	101.00	3.976	3.50	.137	140°	DIN 6537 L
19.50	.768	62.00	2.441	3	20	R840-1950-30-A1A	☆	☆	☆	☆	☆	☆	20.00	.787	131.00	5.157	79.00	3.110	3.55	.139	140°	DIN 6537 K
19.50	.768	101.00	3.976	5	20	R840-1950-50-A1A	☆	☆	☆	☆	☆	☆	20.00	.787	153.00	6.023	101.00	3.976	3.55	.139	140°	DIN 6537 L
19.80	.780	63.00	2.480	3	20	R840-1980-30-A1A	☆	☆	☆	☆	☆	☆	20.00	.787	131.00	5.157	79.00	3.110	3.60	.141	140°	DIN 6537 K
19.80	.780	102.60	4.039	5	20	R840-1980-50-A1A	☆	☆	☆	☆	☆	☆	20.00	.787	153.00	6.023	101.00	3.976	3.60	.141	140°	DIN 6537 L
20.00	.787	63.60	2.504	3	20	R840-2000-30-A1A	☆	☆	☆	☆	☆	☆	20.00	.787	131.00	5.157	79.00	3.110	3.64	.143	140°	DIN 6537 K
20.00	.787	103.60	4.079	5	20	R840-2000-50-A1A	☆	☆	☆	☆	☆	☆	20.00	.787	153.00	6.023	101.00	3.976	3.64	.143	140°	DIN 6537 L

O5

Q5

K252

Q1

Q35

Broca de metal duro integral CoroDrill® Delta-C

Mango HA



TCHA H9
CNSC 0

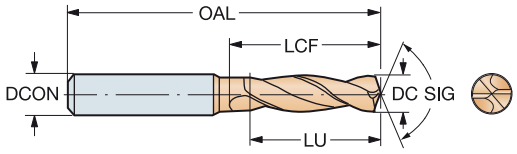

DC	DC"	LU	LU"	ULDR	CZC$_{MS}$	Código de pedido	P 1020	P H10F	K 1020	K H10F	N 1020	N H10F	S 1020	S H10F	Dimensiones, mm, pulg. DCON	DCON"	OAL	OAL"	LCF	LCF"	PL	PL"	SIG	BSG
0.30	.012	2.20	.087	7	1	R840-0030-70-A0B		☆		☆		☆		☆	1.00	.039	25.00	.984	1.90	.074	0.09	.003	118°	COROMANT
0.40	.016	2.90	.114	7	1	R840-0040-70-A0B		☆		☆		☆		☆	1.00	.039	25.00	.984	3.30	.129	0.12	.004	118°	COROMANT
0.50	.020	3.70	.146	7	1	R840-0050-70-A0B		☆		☆		☆		☆	1.00	.039	25.00	.984	3.70	.145	0.15	.005	118°	COROMANT
0.60	.024	4.40	.173	7	1	R840-0060-70-A0B		☆		☆		☆		☆	1.00	.039	25.00	.984	4.20	.165	0.18	.007	118°	COROMANT
0.70	.028	5.10	.201	7	1	R840-0070-70-A0B		☆		☆		☆		☆	1.00	.039	25.00	.984	5.30	.208	0.21	.008	118°	COROMANT
0.80	.031	5.80	.228	7	1	R840-0080-70-A0B		☆		☆		☆		☆	1.50	.059	25.00	.984	5.90	.232	0.24	.009	118°	COROMANT
0.90	.035	6.60	.260	7	1	R840-0090-70-A0B		☆		☆		☆		☆	1.50	.059	25.00	.984	6.70	.263	0.27	.010	118°	COROMANT
1.00	.039	7.30	.287	7	1	R840-0100-70-A0B		☆		☆		☆		☆	1.50	.059	25.00	.984	7.60	.299	0.30	.011	118°	COROMANT
1.10	.043	8.00	.315	7	1	R840-0110-70-A0B		☆		☆		☆		☆	1.50	.059	25.00	.984	8.60	.338	0.33	.012	118°	COROMANT
1.20	.047	8.80	.346	7	1	R840-0120-70-A0B		☆		☆		☆		☆	1.50	.059	25.00	.984	9.60	.377	0.36	.014	118°	COROMANT
1.30	.051	9.50	.374	7	1	R840-0130-70-A0B		☆		☆		☆		☆	1.50	.059	25.00	.984	9.60	.377	0.39	.015	118°	COROMANT
1.40	.055	10.20	.402	7	1	R840-0140-70-A0B		☆		☆		☆		☆	1.50	.059	25.00	.984	10.80	.425	0.42	.016	118°	COROMANT
1.50	.059	7.80	.307	5	1	R840-0150-50-A0B	☆		☆		☆		☆		1.50	.059	32.00	1.259	9.00	.354	0.27	.010	140°	COROMANT
1.59	.063	8.20	.323	5	1/16	R840-0159-50-A0B	☆		☆		☆		☆		1.58	.062	34.00	1.338	10.00	.393	0.29	.011	140°	COROMANT
1.60	.063	8.30	.327	5	1	R840-0160-50-A0B	☆		☆		☆		☆		1.60	.062	34.00	1.338	10.00	.393	0.29	.011	140°	COROMANT
1.70	.067	8.80	.346	5	1	R840-0170-50-A0B	☆		☆		☆		☆		1.70	.066	34.00	1.338	10.00	.393	0.31	.012	140°	COROMANT
1.80	.071	9.30	.366	5	1	R840-0180-50-A0B	☆		☆		☆		☆		1.80	.070	36.00	1.417	11.00	.433	0.33	.012	140°	COROMANT
1.90	.075	9.80	.386	5	1	R840-0190-50-A0B	☆		☆		☆		☆		1.90	.074	36.00	1.417	11.00	.433	0.35	.013	140°	COROMANT
1.98	.078	10.30	.406	5	5/64	R840-0198-50-A0B	☆		☆		☆		☆		1.98	.078	38.00	1.496	12.00	.472	0.36	.014	140°	COROMANT
2.00	.079	10.40	.409	5	2	R840-0200-50-A0B	☆		☆		☆		☆		2.00	.078	38.00	1.496	12.00	.472	0.36	.014	140°	COROMANT
2.10	.083	10.90	.429	5	2	R840-0210-50-A0B	☆		☆		☆		☆		2.10	.082	38.00	1.496	12.00	.472	0.38	.015	140°	COROMANT
2.20	.087	11.40	.449	5	2	R840-0220-50-A0B	☆		☆		☆		☆		2.20	.086	40.00	1.574	13.00	.511	0.40	.015	140°	COROMANT
2.30	.091	11.90	.469	5	2	R840-0230-50-A0B	☆		☆		☆		☆		2.30	.090	40.00	1.574	13.00	.511	0.42	.016	140°	COROMANT
2.38	.094	12.30	.484	5	3/32	R840-0238-50-A0B	☆		☆		☆		☆		2.38	.093	43.00	1.692	14.00	.551	0.43	.017	140°	COROMANT
2.40	.094	12.40	.488	5	2	R840-0240-50-A0B	☆		☆		☆		☆		2.40	.094	43.00	1.692	14.00	.551	0.44	.017	140°	COROMANT
2.50	.098	13.00	.512	5	2	R840-0250-50-A0B	☆		☆		☆		☆		2.50	.098	43.00	1.692	14.00	.551	0.45	.017	140°	COROMANT
2.60	.102	13.50	.531	5	2	R840-0260-50-A0B	☆		☆		☆		☆		2.60	.102	43.00	1.692	14.00	.551	0.47	.018	140°	COROMANT
2.70	.106	14.00	.551	5	2	R840-0270-50-A0B	☆		☆		☆		☆		2.70	.106	46.00	1.811	16.00	.629	0.49	.019	140°	COROMANT
2.78	.109	14.40	.567	5	7/64	R840-0278-50-A0B	☆		☆		☆		☆		2.77	.109	46.00	1.811	16.00	.629	0.51	.019	140°	COROMANT
2.80	.110	14.50	.571	5	2	R840-0280-50-A0B	☆		☆		☆		☆		2.80	.110	46.00	1.811	16.00	.629	0.51	.020	140°	COROMANT
2.90	.114	15.00	.591	5	2	R840-0290-50-A0B	☆		☆		☆		☆		2.90	.114	46.00	1.811	16.00	.629	0.53	.020	140°	COROMANT

O5 Q5 K252 Q1 Q35

SANDVIK Coromant

Broca de metal duro integral CoroDrill® Delta-C

Mango HA



TCHA H9
CNSC 0

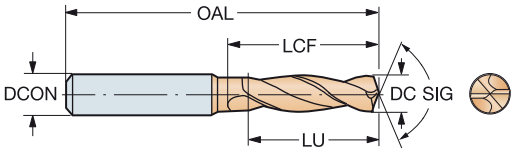

							P	M	K	N	S	H	Dimensiones, mm, pulg.									
DC	DC"	LU	LU"	ULDR	CZC_{MS}	Código de pedido	1220	1220	1220	1220	1220	1220	DCON	DCON"	OAL	OAL"	LCF	LCF"	PL	PL"	SIG	BSG
3.00	.118	9.50	.374	3	6	R840-0300-30-A0A	☆	☆	☆	☆	☆	☆	6.00	.236	62.00	2.440	20.00	.787	0.55	.021	140°	DIN 6537 K
3.00	.118	15.50	.610	5	6	R840-0300-50-A0A	☆	☆	☆	☆	☆	☆	6.00	.236	66.00	2.598	28.00	1.102	0.55	.021	140°	DIN 6537 L
3.10	.122	9.90	.390	3	6	R840-0310-30-A0A	☆	☆	☆	☆	☆	☆	6.00	.236	62.00	2.440	20.00	.787	0.56	.022	140°	DIN 6537 K
3.10	.122	16.10	.634	5	6	R840-0310-50-A0A	☆	☆	☆	☆	☆	☆	6.00	.236	66.00	2.598	28.00	1.102	0.56	.022	140°	DIN 6537 L
3.20	.126	10.20	.402	3	6	R840-0320-30-A0A	☆	☆	☆	☆	☆	☆	6.00	.236	62.00	2.440	20.00	.787	0.58	.022	140°	DIN 6537 K
3.20	.126	16.60	.654	5	6	R840-0320-50-A0A	☆	☆	☆	☆	☆	☆	6.00	.236	66.00	2.598	28.00	1.102	0.58	.022	140°	DIN 6537 L
3.30	.130	10.50	.413	3	6	R840-0330-30-A0A	☆	☆	☆	☆	☆	☆	6.00	.236	62.00	2.440	20.00	.787	0.60	.023	140°	DIN 6537 K
3.30	.130	17.10	.673	5	6	R840-0330-50-A0A	☆	☆	☆	☆	☆	☆	6.00	.236	66.00	2.598	28.00	1.102	0.60	.023	140°	DIN 6537 L
3.38	.133	17.50	.689	5	6	R840-0338-50-A0A	☆	☆	☆	☆	☆	☆	6.00	.236	66.00	2.598	28.00	1.102	0.62	.024	140°	DIN 6537 L
3.40	.134	10.80	.425	3	6	R840-0340-30-A0A	☆	☆	☆	☆	☆	☆	6.00	.236	62.00	2.440	20.00	.787	0.62	.024	140°	DIN 6537 K
3.40	.134	17.60	.693	5	6	R840-0340-50-A0A	☆	☆	☆	☆	☆	☆	6.00	.236	66.00	2.598	28.00	1.102	0.62	.024	140°	DIN 6537 L
3.45	.136	17.90	.705	5	6	R840-0345-50-A0A	☆	☆	☆	☆	☆	☆	6.00	.236	66.00	2.598	28.00	1.102	0.63	.024	140°	DIN 6537 L
3.50	.138	11.10	.437	3	6	R840-0350-30-A0A	☆	☆	☆	☆	☆	☆	6.00	.236	62.00	2.440	20.00	.787	0.64	.025	140°	DIN 6537 K
3.50	.138	18.10	.713	5	6	R840-0350-50-A0A	☆	☆	☆	☆	☆	☆	6.00	.236	66.00	2.598	28.00	1.102	0.64	.025	140°	DIN 6537 L
3.55	.140	18.40	.724	5	6	R840-0355-50-A0A	☆	☆	☆	☆	☆	☆	6.00	.236	66.00	2.598	28.00	1.102	0.65	.025	140°	DIN 6537 L
3.60	.142	11.50	.453	3	6	R840-0360-30-A0A	☆	☆	☆	☆	☆	☆	6.00	.236	62.00	2.440	20.00	.787	0.66	.025	140°	DIN 6537 K
3.60	.142	18.70	.736	5	6	R840-0360-50-A0A	☆	☆	☆	☆	☆	☆	6.00	.236	66.00	2.598	28.00	1.102	0.66	.025	140°	DIN 6537 L
3.70	.146	11.80	.465	3	6	R840-0370-30-A0A	☆	☆	☆	☆	☆	☆	6.00	.236	62.00	2.440	20.00	.787	0.67	.026	140°	DIN 6537 K
3.70	.146	19.20	.756	5	6	R840-0370-50-A0A	☆	☆	☆	☆	☆	☆	6.00	.236	66.00	2.598	28.00	1.102	0.67	.026	140°	DIN 6537 L
3.80	.150	12.10	.476	3	6	R840-0380-30-A0A	☆	☆	☆	☆	☆	☆	6.00	.236	66.00	2.598	24.00	.944	0.69	.027	140°	DIN 6537 K
3.80	.150	19.70	.776	5	6	R840-0380-50-A0A	☆	☆	☆	☆	☆	☆	6.00	.236	74.00	2.913	36.00	1.417	0.69	.027	140°	DIN 6537 L
3.90	.154	12.40	.488	3	6	R840-0390-30-A0A	☆	☆	☆	☆	☆	☆	6.00	.236	66.00	2.598	24.00	.944	0.71	.027	140°	DIN 6537 K
3.90	.154	20.20	.795	5	6	R840-0390-50-A0A	☆	☆	☆	☆	☆	☆	6.00	.236	74.00	2.913	36.00	1.417	0.71	.027	140°	DIN 6537 L
4.00	.157	12.70	.500	3	6	R840-0400-30-A0A	☆	☆	☆	☆	☆	☆	6.00	.236	66.00	2.598	24.00	.944	0.73	.028	140°	DIN 6537 K
4.00	.157	20.70	.815	5	6	R840-0400-50-A0A	☆	☆	☆	☆	☆	☆	6.00	.236	74.00	2.913	36.00	1.417	0.73	.028	140°	DIN 6537 L
4.10	.161	13.00	.512	3	6	R840-0410-30-A0A	☆	☆	☆	☆	☆	☆	6.00	.236	66.00	2.598	24.00	.944	0.75	.029	140°	DIN 6537 K
4.10	.161	21.20	.835	5	6	R840-0410-50-A0A	☆	☆	☆	☆	☆	☆	6.00	.236	74.00	2.913	36.00	1.417	0.75	.029	140°	DIN 6537 L
4.20	.165	13.40	.528	3	6	R840-0420-30-A0A	☆	☆	☆	☆	☆	☆	6.00	.236	66.00	2.598	24.00	.944	0.76	.030	140°	DIN 6537 K
4.20	.165	21.80	.858	5	6	R840-0420-50-A0A	☆	☆	☆	☆	☆	☆	6.00	.236	74.00	2.913	36.00	1.417	0.76	.030	140°	DIN 6537 L
4.30	.169	13.70	.539	3	6	R840-0430-30-A0A	☆	☆	☆	☆	☆	☆	6.00	.236	66.00	2.598	24.00	.944	0.78	.030	140°	DIN 6537 K
4.30	.169	22.30	.878	5	6	R840-0430-50-A0A	☆	☆	☆	☆	☆	☆	6.00	.236	74.00	2.913	36.00	1.417	0.78	.030	140°	DIN 6537 L
4.40	.173	14.00	.551	3	6	R840-0440-30-A0A	☆	☆	☆	☆	☆	☆	6.00	.236	66.00	2.598	24.00	.944	0.80	.031	140°	DIN 6537 K
4.40	.173	22.80	.898	5	6	R840-0440-50-A0A	☆	☆	☆	☆	☆	☆	6.00	.236	74.00	2.913	36.00	1.417	0.80	.031	140°	DIN 6537 L
4.50	.177	14.30	.563	3	6	R840-0450-30-A0A	☆	☆	☆	☆	☆	☆	6.00	.236	66.00	2.598	24.00	.944	0.82	.032	140°	DIN 6537 K
4.50	.177	23.30	.917	5	6	R840-0450-50-A0A	☆	☆	☆	☆	☆	☆	6.00	.236	74.00	2.913	36.00	1.417	0.82	.032	140°	DIN 6537 L
4.55	.179	23.60	.929	5	6	R840-0455-50-A0A	☆	☆	☆	☆	☆	☆	6.00	.236	74.00	2.913	36.00	1.417	0.83	.032	140°	DIN 6537 L
4.60	.181	14.60	.575	3	6	R840-0460-30-A0A	☆	☆	☆	☆	☆	☆	6.00	.236	66.00	2.598	24.00	.944	0.84	.032	140°	DIN 6537 K
4.60	.181	23.80	.937	5	6	R840-0460-50-A0A	☆	☆	☆	☆	☆	☆	6.00	.236	74.00	2.913	36.00	1.417	0.84	.032	140°	DIN 6537 L
4.70	.185	15.00	.591	3	6	R840-0470-30-A0A	☆	☆	☆	☆	☆	☆	6.00	.236	66.00	2.598	24.00	.944	0.86	.033	140°	DIN 6537 K
4.70	.185	24.40	.961	5	6	R840-0470-50-A0A	☆	☆	☆	☆	☆	☆	6.00	.236	74.00	2.913	36.00	1.417	0.86	.033	140°	DIN 6537 L
4.80	.189	15.30	.602	3	6	R840-0480-30-A0A	☆	☆	☆	☆	☆	☆	6.00	.236	66.00	2.598	28.00	1.102	0.87	.034	140°	DIN 6537 K
4.80	.189	24.90	.980	5	6	R840-0480-50-A0A	☆	☆	☆	☆	☆	☆	6.00	.236	82.00	3.228	44.00	1.732	0.87	.034	140°	DIN 6537 L
4.90	.193	15.60	.614	3	6	R840-0490-30-A0A	☆	☆	☆	☆	☆	☆	6.00	.236	66.00	2.598	28.00	1.102	0.89	.035	140°	DIN 6537 K
4.90	.193	25.40	1.000	5	6	R840-0490-50-A0A	☆	☆	☆	☆	☆	☆	6.00	.236	82.00	3.228	44.00	1.732	0.89	.035	140°	DIN 6537 L
5.00	.197	15.90	.626	3	6	R840-0500-30-A0A	☆	☆	☆	☆	☆	☆	6.00	.236	66.00	2.598	28.00	1.102	0.91	.035	140°	DIN 6537 K
5.00	.197	25.90	1.020	5	6	R840-0500-50-A0A	☆	☆	☆	☆	☆	☆	6.00	.236	82.00	3.228	44.00	1.732	0.91	.035	140°	DIN 6537 L
5.10	.201	16.20	.638	3	6	R840-0510-30-A0A	☆	☆	☆	☆	☆	☆	6.00	.236	66.00	2.598	28.00	1.102	0.93	.036	140°	DIN 6537 K
5.10	.201	26.40	1.039	5	6	R840-0510-50-A0A	☆	☆	☆	☆	☆	☆	6.00	.236	82.00	3.228	44.00	1.732	0.93	.036	140°	DIN 6537 L

O5 Q5 K252 Q1 Q35

Broca de metal duro integral CoroDrill® Delta-C

Mango HA



TCHA H9
CNSC 0

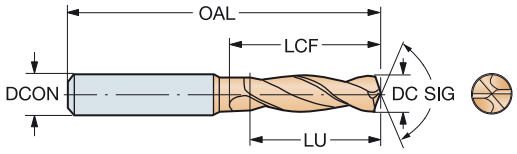

DC	DC"	LU	LU"	ULDR	CZC_{MS}	Código de pedido	P 1220	M 1220	K 1220	N 1220	S 1220	H 1220	Dimensiones, mm, pulg. DCON	DCON"	OAL	OAL"	LCF	LCF"	PL	PL"	SIG	BSG
5.20	.205	16.50	.650	3	6	R840-0520-30-A0A	☆	☆	☆	☆	☆	☆	6.00	.236	66.00	2.598	28.00	1.102	0.95	.037	140°	DIN 6537 K
5.20	.205	26.90	1.059	5	6	R840-0520-50-A0A	☆	☆	☆	☆	☆	☆	6.00	.236	82.00	3.228	44.00	1.732	0.95	.037	140°	DIN 6537 L
5.30	.209	16.80	.661	3	6	R840-0530-30-A0A	☆	☆	☆	☆	☆	☆	6.00	.236	66.00	2.598	28.00	1.102	0.96	.037	140°	DIN 6537 K
5.30	.209	27.40	1.079	5	6	R840-0530-50-A0A	☆	☆	☆	☆	☆	☆	6.00	.236	82.00	3.228	44.00	1.732	0.96	.037	140°	DIN 6537 L
5.40	.213	17.10	.673	3	6	R840-0540-30-A0A	☆	☆	☆	☆	☆	☆	6.00	.236	66.00	2.598	28.00	1.102	0.98	.038	140°	DIN 6537 K
5.40	.213	27.90	1.098	5	6	R840-0540-50-A0A	☆	☆	☆	☆	☆	☆	6.00	.236	82.00	3.228	44.00	1.732	0.98	.038	140°	DIN 6537 L
5.50	.217	17.40	.685	3	6	R840-0550-30-A0A	☆	☆	☆	☆	☆	☆	6.00	.236	66.00	2.598	28.00	1.102	1.00	.039	140°	DIN 6537 K
5.50	.217	28.40	1.118	5	6	R840-0550-50-A0A	☆	☆	☆	☆	☆	☆	6.00	.236	82.00	3.228	44.00	1.732	1.00	.039	140°	DIN 6537 L
5.60	.220	17.70	.697	3	6	R840-0560-30-A0A	☆	☆	☆	☆	☆	☆	6.00	.236	66.00	2.598	28.00	1.102	1.02	.040	140°	DIN 6537 K
5.60	.220	28.90	1.138	5	6	R840-0560-50-A0A	☆	☆	☆	☆	☆	☆	6.00	.236	82.00	3.228	44.00	1.732	1.02	.040	140°	DIN 6537 L
5.70	.224	18.10	.713	3	6	R840-0570-30-A0A	☆	☆	☆	☆	☆	☆	6.00	.236	66.00	2.598	28.00	1.102	1.04	.040	140°	DIN 6537 K
5.70	.224	29.50	1.161	5	6	R840-0570-50-A0A	☆	☆	☆	☆	☆	☆	6.00	.236	82.00	3.228	44.00	1.732	1.04	.040	140°	DIN 6537 L
5.80	.228	18.40	.724	3	6	R840-0580-30-A0A	☆	☆	☆	☆	☆	☆	6.00	.236	66.00	2.598	28.00	1.102	1.06	.041	140°	DIN 6537 K
5.80	.228	30.00	1.181	5	6	R840-0580-50-A0A	☆	☆	☆	☆	☆	☆	6.00	.236	82.00	3.228	44.00	1.732	1.06	.041	140°	DIN 6537 L
5.90	.232	18.70	.736	3	6	R840-0590-30-A0A	☆	☆	☆	☆	☆	☆	6.00	.236	66.00	2.598	28.00	1.102	1.07	.042	140°	DIN 6537 K
5.90	.232	30.50	1.201	5	6	R840-0590-50-A0A	☆	☆	☆	☆	☆	☆	6.00	.236	82.00	3.228	44.00	1.732	1.07	.042	140°	DIN 6537 L
6.00	.236	19.00	.748	3	6	R840-0600-30-A0A	☆	☆	☆	☆	☆	☆	6.00	.236	66.00	2.598	28.00	1.102	1.09	.042	140°	DIN 6537 K
6.00	.236	31.00	1.220	5	6	R840-0600-50-A0A	☆	☆	☆	☆	☆	☆	6.00	.236	82.00	3.228	44.00	1.732	1.09	.042	140°	DIN 6537 L
6.10	.240	19.30	.760	3	8	R840-0610-30-A0A	☆	☆	☆	☆	☆	☆	8.00	.314	79.00	3.110	34.00	1.338	1.11	.043	140°	DIN 6537 K
6.10	.240	31.50	1.240	5	8	R840-0610-50-A0A	☆	☆	☆	☆	☆	☆	8.00	.314	91.00	3.582	53.00	2.086	1.11	.043	140°	DIN 6537 L
6.20	.244	19.60	.772	3	8	R840-0620-30-A0A	☆	☆	☆	☆	☆	☆	8.00	.314	79.00	3.110	34.00	1.338	1.13	.044	140°	DIN 6537 K
6.20	.244	32.00	1.260	5	8	R840-0620-50-A0A	☆	☆	☆	☆	☆	☆	8.00	.314	91.00	3.582	53.00	2.086	1.13	.044	140°	DIN 6537 L
6.30	.248	20.00	.787	3	8	R840-0630-30-A0A	☆	☆	☆	☆	☆	☆	8.00	.314	79.00	3.110	34.00	1.338	1.15	.045	140°	DIN 6537 K
6.30	.248	32.60	1.283	5	8	R840-0630-50-A0A	☆	☆	☆	☆	☆	☆	8.00	.314	91.00	3.582	53.00	2.086	1.15	.045	140°	DIN 6537 L
6.40	.252	20.30	.799	3	8	R840-0640-30-A0A	☆	☆	☆	☆	☆	☆	8.00	.314	79.00	3.110	34.00	1.338	1.16	.045	140°	DIN 6537 K
6.40	.252	33.10	1.303	5	8	R840-0640-50-A0A	☆	☆	☆	☆	☆	☆	8.00	.314	91.00	3.582	53.00	2.086	1.16	.045	140°	DIN 6537 L
6.50	.256	20.60	.811	3	8	R840-0650-30-A0A	☆	☆	☆	☆	☆	☆	8.00	.314	79.00	3.110	34.00	1.338	1.18	.046	140°	DIN 6537 K
6.50	.256	33.60	1.323	5	8	R840-0650-50-A0A	☆	☆	☆	☆	☆	☆	8.00	.314	91.00	3.582	53.00	2.086	1.18	.046	140°	DIN 6537 L
6.60	.260	20.90	.823	3	8	R840-0660-30-A0A	☆	☆	☆	☆	☆	☆	8.00	.314	79.00	3.110	34.00	1.338	1.20	.047	140°	DIN 6537 K
6.60	.260	34.10	1.343	5	8	R840-0660-50-A0A	☆	☆	☆	☆	☆	☆	8.00	.314	91.00	3.582	53.00	2.086	1.20	.047	140°	DIN 6537 L
6.70	.264	21.20	.835	3	8	R840-0670-30-A0A	☆	☆	☆	☆	☆	☆	8.00	.314	79.00	3.110	34.00	1.338	1.22	.047	140°	DIN 6537 K
6.70	.264	34.60	1.362	5	8	R840-0670-50-A0A	☆	☆	☆	☆	☆	☆	8.00	.314	91.00	3.582	53.00	2.086	1.22	.047	140°	DIN 6537 L
6.80	.268	21.50	.846	3	8	R840-0680-30-A0A	☆	☆	☆	☆	☆	☆	8.00	.314	79.00	3.110	34.00	1.338	1.24	.048	140°	DIN 6537 K
6.80	.268	35.10	1.382	5	8	R840-0680-50-A0A	☆	☆	☆	☆	☆	☆	8.00	.314	91.00	3.582	53.00	2.086	1.24	.048	140°	DIN 6537 L
6.90	.272	21.90	.862	3	8	R840-0690-30-A0A	☆	☆	☆	☆	☆	☆	8.00	.314	79.00	3.110	34.00	1.338	1.26	.049	140°	DIN 6537 K
6.90	.272	35.70	1.406	5	8	R840-0690-50-A0A	☆	☆	☆	☆	☆	☆	8.00	.314	91.00	3.582	53.00	2.086	1.26	.049	140°	DIN 6537 L
7.00	.276	22.20	.874	3	8	R840-0700-30-A0A	☆	☆	☆	☆	☆	☆	8.00	.314	79.00	3.110	34.00	1.338	1.27	.050	140°	DIN 6537 K
7.00	.276	36.20	1.425	5	8	R840-0700-50-A0A	☆	☆	☆	☆	☆	☆	8.00	.314	91.00	3.582	53.00	2.086	1.27	.050	140°	DIN 6537 L
7.10	.280	22.50	.886	3	8	R840-0710-30-A0A	☆	☆	☆	☆	☆	☆	8.00	.314	79.00	3.110	41.00	1.614	1.29	.050	140°	DIN 6537 K
7.10	.280	36.70	1.445	5	8	R840-0710-50-A0A	☆	☆	☆	☆	☆	☆	8.00	.314	91.00	3.582	53.00	2.086	1.29	.050	140°	DIN 6537 L
7.20	.283	22.80	.898	3	8	R840-0720-30-A0A	☆	☆	☆	☆	☆	☆	8.00	.314	79.00	3.110	41.00	1.614	1.31	.051	140°	DIN 6537 K
7.20	.283	37.20	1.465	5	8	R840-0720-50-A0A	☆	☆	☆	☆	☆	☆	8.00	.314	91.00	3.582	53.00	2.086	1.31	.051	140°	DIN 6537 L
7.30	.287	23.10	.909	3	8	R840-0730-30-A0A	☆	☆	☆	☆	☆	☆	8.00	.314	79.00	3.110	41.00	1.614	1.33	.052	140°	DIN 6537 K
7.30	.287	37.70	1.484	5	8	R840-0730-50-A0A	☆	☆	☆	☆	☆	☆	8.00	.314	91.00	3.582	53.00	2.086	1.33	.052	140°	DIN 6537 L
7.40	.291	23.40	.921	3	8	R840-0740-30-A0A	☆	☆	☆	☆	☆	☆	8.00	.314	79.00	3.110	41.00	1.614	1.35	.053	140°	DIN 6537 K
7.40	.291	38.20	1.504	5	8	R840-0740-50-A0A	☆	☆	☆	☆	☆	☆	8.00	.314	91.00	3.582	53.00	2.086	1.35	.053	140°	DIN 6537 L
7.50	.295	23.80	.937	3	8	R840-0750-30-A0A	☆	☆	☆	☆	☆	☆	8.00	.314	79.00	3.110	41.00	1.614	1.36	.053	140°	DIN 6537 K
7.50	.295	38.80	1.528	5	8	R840-0750-50-A0A	☆	☆	☆	☆	☆	☆	8.00	.314	91.00	3.582	53.00	2.086	1.36	.053	140°	DIN 6537 L

O5 Q5 K252 Q1 Q35

Broca de metal duro integral CoroDrill® Delta-C

Mango HA



TCHA H9
CNSC 0

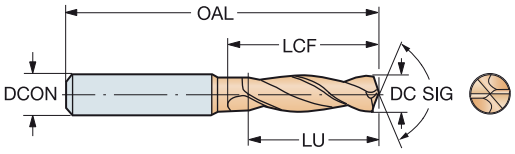

							P	M	K	N	S	H	Dimensiones, mm, pulg.									
DC	DC"	LU	LU"	ULDR	CZC_{MS}	Código de pedido	1220	1220	1220	1220	1220	1220	DCON	DCON"	OAL	OAL"	LCF	LCF"	PL	PL"	SIG	BSG
7.60	.299	24.10	.949	3	8	R840-0760-30-A0A	☆	☆	☆	☆	☆	☆	8.00	.314	79.00	3.110	41.00	1.614	1.38	.054	140°	DIN 6537 K
7.60	.299	39.30	1.547	5	8	R840-0760-50-A0A	☆	☆	☆	☆	☆	☆	8.00	.314	91.00	3.582	53.00	2.086	1.38	.054	140°	DIN 6537 L
7.70	.303	24.40	.961	3	8	R840-0770-30-A0A	☆	☆	☆	☆	☆	☆	8.00	.314	79.00	3.110	41.00	1.614	1.40	.055	140°	DIN 6537 K
7.70	.303	39.80	1.567	5	8	R840-0770-50-A0A	☆	☆	☆	☆	☆	☆	8.00	.314	91.00	3.582	53.00	2.086	1.40	.055	140°	DIN 6537 L
7.80	.307	24.70	.972	3	8	R840-0780-30-A0A	☆	☆	☆	☆	☆	☆	8.00	.314	79.00	3.110	41.00	1.614	1.42	.055	140°	DIN 6537 K
7.80	.307	40.30	1.587	5	8	R840-0780-50-A0A	☆	☆	☆	☆	☆	☆	8.00	.314	91.00	3.582	53.00	2.086	1.42	.055	140°	DIN 6537 L
7.90	.311	25.00	.984	3	8	R840-0790-30-A0A	☆	☆	☆	☆	☆	☆	8.00	.314	79.00	3.110	41.00	1.614	1.44	.056	140°	DIN 6537 K
7.90	.311	40.80	1.606	5	8	R840-0790-50-A0A	☆	☆	☆	☆	☆	☆	8.00	.314	91.00	3.582	53.00	2.086	1.44	.056	140°	DIN 6537 L
8.00	.315	25.30	.996	3	8	R840-0800-30-A0A	☆	☆	☆	☆	☆	☆	8.00	.314	79.00	3.110	41.00	1.614	1.46	.057	140°	DIN 6537 K
8.00	.315	41.30	1.626	5	8	R840-0800-50-A0A	☆	☆	☆	☆	☆	☆	8.00	.314	91.00	3.582	53.00	2.086	1.46	.057	140°	DIN 6537 L
8.10	.319	25.70	1.012	3	10	R840-0810-30-A0A	☆	☆	☆	☆	☆	☆	10.00	.393	89.00	3.503	47.00	1.850	1.47	.058	140°	DIN 6537 K
8.10	.319	41.90	1.650	5	10	R840-0810-50-A0A	☆	☆	☆	☆	☆	☆	10.00	.393	103.00	4.055	61.00	2.401	1.47	.058	140°	DIN 6537 L
8.20	.323	26.00	1.024	3	10	R840-0820-30-A0A	☆	☆	☆	☆	☆	☆	10.00	.393	89.00	3.503	47.00	1.850	1.49	.058	140°	DIN 6537 K
8.20	.323	42.40	1.669	5	10	R840-0820-50-A0A	☆	☆	☆	☆	☆	☆	10.00	.393	103.00	4.055	61.00	2.401	1.49	.058	140°	DIN 6537 L
8.30	.327	26.30	1.035	3	10	R840-0830-30-A0A	☆	☆	☆	☆	☆	☆	10.00	.393	89.00	3.503	47.00	1.850	1.51	.059	140°	DIN 6537 K
8.30	.327	42.90	1.689	5	10	R840-0830-50-A0A	☆	☆	☆	☆	☆	☆	10.00	.393	103.00	4.055	61.00	2.401	1.51	.059	140°	DIN 6537 L
8.40	.331	26.60	1.047	3	10	R840-0840-30-A0A	☆	☆	☆	☆	☆	☆	10.00	.393	89.00	3.503	47.00	1.850	1.53	.060	140°	DIN 6537 K
8.40	.331	43.40	1.709	5	10	R840-0840-50-A0A	☆	☆	☆	☆	☆	☆	10.00	.393	103.00	4.055	61.00	2.401	1.53	.060	140°	DIN 6537 L
8.50	.335	26.90	1.059	3	10	R840-0850-30-A0A	☆	☆	☆	☆	☆	☆	10.00	.393	89.00	3.503	47.00	1.850	1.55	.060	140°	DIN 6537 K
8.50	.335	43.90	1.728	5	10	R840-0850-50-A0A	☆	☆	☆	☆	☆	☆	10.00	.393	103.00	4.055	61.00	2.401	1.55	.060	140°	DIN 6537 L
8.60	.339	27.20	1.071	3	10	R840-0860-30-A0A	☆	☆	☆	☆	☆	☆	10.00	.393	89.00	3.503	47.00	1.850	1.57	.061	140°	DIN 6537 K
8.60	.339	44.40	1.748	5	10	R840-0860-50-A0A	☆	☆	☆	☆	☆	☆	10.00	.393	103.00	4.055	61.00	2.401	1.57	.061	140°	DIN 6537 L
8.70	.343	27.60	1.087	3	10	R840-0870-30-A0A	☆	☆	☆	☆	☆	☆	10.00	.393	89.00	3.503	47.00	1.850	1.58	.062	140°	DIN 6537 K
8.70	.343	45.00	1.772	5	10	R840-0870-50-A0A	☆	☆	☆	☆	☆	☆	10.00	.393	103.00	4.055	61.00	2.401	1.58	.062	140°	DIN 6537 L
8.80	.346	27.90	1.098	3	10	R840-0880-30-A0A	☆	☆	☆	☆	☆	☆	10.00	.393	89.00	3.503	47.00	1.850	1.60	.063	140°	DIN 6537 K
8.80	.346	45.50	1.791	5	10	R840-0880-50-A0A	☆	☆	☆	☆	☆	☆	10.00	.393	103.00	4.055	61.00	2.401	1.60	.063	140°	DIN 6537 L
8.90	.350	28.20	1.110	3	10	R840-0890-30-A0A	☆	☆	☆	☆	☆	☆	10.00	.393	89.00	3.503	47.00	1.850	1.62	.063	140°	DIN 6537 K
8.90	.350	46.00	1.811	5	10	R840-0890-50-A0A	☆	☆	☆	☆	☆	☆	10.00	.393	103.00	4.055	61.00	2.401	1.62	.063	140°	DIN 6537 L
9.00	.354	28.50	1.122	3	10	R840-0900-30-A0A	☆	☆	☆	☆	☆	☆	10.00	.393	89.00	3.503	47.00	1.850	1.64	.064	140°	DIN 6537 K
9.00	.354	46.50	1.831	5	10	R840-0900-50-A0A	☆	☆	☆	☆	☆	☆	10.00	.393	103.00	4.055	61.00	2.401	1.64	.064	140°	DIN 6537 L
9.10	.358	28.80	1.134	3	10	R840-0910-30-A0A	☆	☆	☆	☆	☆	☆	10.00	.393	89.00	3.503	47.00	1.850	1.66	.065	140°	DIN 6537 K
9.10	.358	47.00	1.850	5	10	R840-0910-50-A0A	☆	☆	☆	☆	☆	☆	10.00	.393	103.00	4.055	61.00	2.401	1.66	.065	140°	DIN 6537 L
9.20	.362	29.10	1.146	3	10	R840-0920-30-A0A	☆	☆	☆	☆	☆	☆	10.00	.393	89.00	3.503	47.00	1.850	1.67	.065	140°	DIN 6537 K
9.20	.362	47.50	1.870	5	10	R840-0920-50-A0A	☆	☆	☆	☆	☆	☆	10.00	.393	103.00	4.055	61.00	2.401	1.67	.065	140°	DIN 6537 L
9.30	.366	29.50	1.161	3	10	R840-0930-30-A0A	☆	☆	☆	☆	☆	☆	10.00	.393	89.00	3.503	47.00	1.850	1.69	.066	140°	DIN 6537 K
9.30	.366	48.10	1.894	5	10	R840-0930-50-A0A	☆	☆	☆	☆	☆	☆	10.00	.393	103.00	4.055	61.00	2.401	1.69	.066	140°	DIN 6537 L
9.40	.370	29.80	1.173	3	10	R840-0940-30-A0A	☆	☆	☆	☆	☆	☆	10.00	.393	89.00	3.503	47.00	1.850	1.71	.067	140°	DIN 6537 K
9.40	.370	48.60	1.913	5	10	R840-0940-50-A0A	☆	☆	☆	☆	☆	☆	10.00	.393	103.00	4.055	61.00	2.401	1.71	.067	140°	DIN 6537 L
9.50	.374	30.10	1.185	3	10	R840-0950-30-A0A	☆	☆	☆	☆	☆	☆	10.00	.393	89.00	3.503	47.00	1.850	1.73	.068	140°	DIN 6537 K
9.50	.374	49.10	1.933	5	10	R840-0950-50-A0A	☆	☆	☆	☆	☆	☆	10.00	.393	103.00	4.055	61.00	2.401	1.73	.068	140°	DIN 6537 L
9.60	.378	30.40	1.197	3	10	R840-0960-30-A0A	☆	☆	☆	☆	☆	☆	10.00	.393	89.00	3.503	47.00	1.850	1.75	.068	140°	DIN 6537 K
9.60	.378	49.60	1.953	5	10	R840-0960-50-A0A	☆	☆	☆	☆	☆	☆	10.00	.393	103.00	4.055	61.00	2.401	1.75	.068	140°	DIN 6537 L
9.70	.382	30.70	1.209	3	10	R840-0970-30-A0A	☆	☆	☆	☆	☆	☆	10.00	.393	89.00	3.503	47.00	1.850	1.77	.069	140°	DIN 6537 K
9.70	.382	50.10	1.972	5	10	R840-0970-50-A0A	☆	☆	☆	☆	☆	☆	10.00	.393	103.00	4.055	61.00	2.401	1.77	.069	140°	DIN 6537 L
9.80	.386	31.00	1.220	3	10	R840-0980-30-A0A	☆	☆	☆	☆	☆	☆	10.00	.393	89.00	3.503	47.00	1.850	1.78	.070	140°	DIN 6537 K
9.80	.386	50.60	1.992	5	10	R840-0980-50-A0A	☆	☆	☆	☆	☆	☆	10.00	.393	103.00	4.055	61.00	2.401	1.78	.070	140°	DIN 6537 L
9.90	.390	31.40	1.236	3	10	R840-0990-30-A0A	☆	☆	☆	☆	☆	☆	10.00	.393	89.00	3.503	47.00	1.850	1.80	.070	140°	DIN 6537 K
9.90	.390	51.20	2.016	5	10	R840-0990-50-A0A	☆	☆	☆	☆	☆	☆	10.00	.393	103.00	4.055	61.00	2.401	1.80	.070	140°	DIN 6537 L

O5

Q5

K252

Q1

Q35

Broca de metal duro integral CoroDrill® Delta-C

Mango HA



TCHA H9
CNSC 0

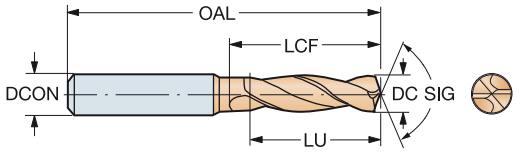

DC	DC"	LU	LU"	ULDR	CZC_{MS}	Código de pedido	P 1220	M 1220	K 1220	N 1220	S 1220	H 1220	Dimensiones, mm, pulg. DCON	DCON"	OAL	OAL"	LCF	LCF"	PL	PL"	SIG	BSG
10.00	.394	31.70	1.248	3	10	R840-1000-30-A0A	☆	☆	☆	☆	☆	☆	10.00	.393	89.00	3.503	47.00	1.850	1.82	.071	140°	DIN 6537 K
10.00	.394	51.70	2.035	5	10	R840-1000-50-A0A	☆	☆	☆	☆	☆	☆	10.00	.393	103.00	4.055	61.00	2.401	1.82	.071	140°	DIN 6537 L
10.10	.398	32.00	1.260	3	12	R840-1010-30-A0A	☆	☆	☆	☆	☆	☆	12.00	.472	102.00	4.015	55.00	2.165	1.84	.072	140°	DIN 6537 K
10.10	.398	52.20	2.055	5	12	R840-1010-50-A0A	☆	☆	☆	☆	☆	☆	12.00	.472	118.00	4.645	71.00	2.795	1.84	.072	140°	DIN 6537 L
10.20	.402	32.30	1.272	3	12	R840-1020-30-A0A	☆	☆	☆	☆	☆	☆	12.00	.472	102.00	4.015	55.00	2.165	1.86	.073	140°	DIN 6537 K
10.20	.402	52.70	2.075	5	12	R840-1020-50-A0A	☆	☆	☆	☆	☆	☆	12.00	.472	118.00	4.645	71.00	2.795	1.86	.073	140°	DIN 6537 L
10.30	.406	32.60	1.283	3	12	R840-1030-30-A0A	☆	☆	☆	☆	☆	☆	12.00	.472	102.00	4.015	55.00	2.165	1.87	.073	140°	DIN 6537 K
10.30	.406	53.20	2.094	5	12	R840-1030-50-A0A	☆	☆	☆	☆	☆	☆	12.00	.472	118.00	4.645	71.00	2.795	1.87	.073	140°	DIN 6537 L
10.40	.409	32.90	1.295	3	12	R840-1040-30-A0A	☆	☆	☆	☆	☆	☆	12.00	.472	102.00	4.015	55.00	2.165	1.89	.074	140°	DIN 6537 K
10.40	.409	53.70	2.114	5	12	R840-1040-50-A0A	☆	☆	☆	☆	☆	☆	12.00	.472	118.00	4.645	71.00	2.795	1.89	.074	140°	DIN 6537 L
10.50	.413	33.30	1.311	3	12	R840-1050-30-A0A	☆	☆	☆	☆	☆	☆	12.00	.472	102.00	4.015	55.00	2.165	1.91	.075	140°	DIN 6537 K
10.50	.413	54.30	2.138	5	12	R840-1050-50-A0A	☆	☆	☆	☆	☆	☆	12.00	.472	118.00	4.645	71.00	2.795	1.91	.075	140°	DIN 6537 L
10.60	.417	33.60	1.323	3	12	R840-1060-30-A0A	☆	☆	☆	☆	☆	☆	12.00	.472	102.00	4.015	55.00	2.165	1.93	.075	140°	DIN 6537 K
10.60	.417	54.80	2.157	5	12	R840-1060-50-A0A	☆	☆	☆	☆	☆	☆	12.00	.472	118.00	4.645	71.00	2.795	1.93	.075	140°	DIN 6537 L
10.70	.421	33.90	1.335	3	12	R840-1070-30-A0A	☆	☆	☆	☆	☆	☆	12.00	.472	102.00	4.015	55.00	2.165	1.95	.076	140°	DIN 6537 K
10.70	.421	55.30	2.177	5	12	R840-1070-50-A0A	☆	☆	☆	☆	☆	☆	12.00	.472	118.00	4.645	71.00	2.795	1.95	.076	140°	DIN 6537 L
10.80	.425	34.20	1.346	3	12	R840-1080-30-A0A	☆	☆	☆	☆	☆	☆	12.00	.472	102.00	4.015	55.00	2.165	1.97	.077	140°	DIN 6537 K
10.80	.425	55.80	2.197	5	12	R840-1080-50-A0A	☆	☆	☆	☆	☆	☆	12.00	.472	118.00	4.645	71.00	2.795	1.97	.077	140°	DIN 6537 L
10.90	.429	34.50	1.358	3	12	R840-1090-30-A0A	☆	☆	☆	☆	☆	☆	12.00	.472	102.00	4.015	55.00	2.165	1.98	.078	140°	DIN 6537 K
11.00	.433	34.80	1.370	3	12	R840-1100-30-A0A	☆	☆	☆	☆	☆	☆	12.00	.472	102.00	4.015	55.00	2.165	2.00	.078	140°	DIN 6537 K
11.00	.433	56.80	2.236	5	12	R840-1100-50-A0A	☆	☆	☆	☆	☆	☆	12.00	.472	118.00	4.645	71.00	2.795	2.00	.078	140°	DIN 6537 L
11.10	.437	35.20	1.386	3	12	R840-1110-30-A0A	☆	☆	☆	☆	☆	☆	12.00	.472	102.00	4.015	55.00	2.165	2.02	.079	140°	DIN 6537 K
11.10	.437	57.40	2.260	5	12	R840-1110-50-A0A	☆	☆	☆	☆	☆	☆	12.00	.472	118.00	4.645	71.00	2.795	2.02	.079	140°	DIN 6537 L
11.20	.441	35.50	1.398	3	12	R840-1120-30-A0A	☆	☆	☆	☆	☆	☆	12.00	.472	102.00	4.015	55.00	2.165	2.04	.080	140°	DIN 6537 K
11.20	.441	57.90	2.280	5	12	R840-1120-50-A0A	☆	☆	☆	☆	☆	☆	12.00	.472	118.00	4.645	71.00	2.795	2.04	.080	140°	DIN 6537 L
11.30	.445	35.80	1.409	3	12	R840-1130-30-A0A	☆	☆	☆	☆	☆	☆	12.00	.472	102.00	4.015	55.00	2.165	2.06	.080	140°	DIN 6537 K
11.30	.445	58.40	2.299	5	12	R840-1130-50-A0A	☆	☆	☆	☆	☆	☆	12.00	.472	118.00	4.645	71.00	2.795	2.06	.080	140°	DIN 6537 L
11.40	.449	36.10	1.421	3	12	R840-1140-30-A0A	☆	☆	☆	☆	☆	☆	12.00	.472	102.00	4.015	55.00	2.165	2.07	.081	140°	DIN 6537 K
11.50	.453	36.40	1.433	3	12	R840-1150-30-A0A	☆	☆	☆	☆	☆	☆	12.00	.472	102.00	4.015	55.00	2.165	2.09	.082	140°	DIN 6537 K
11.50	.453	59.40	2.339	5	12	R840-1150-50-A0A	☆	☆	☆	☆	☆	☆	12.00	.472	118.00	4.645	71.00	2.795	2.09	.082	140°	DIN 6537 L
11.60	.457	36.70	1.445	3	12	R840-1160-30-A0A	☆	☆	☆	☆	☆	☆	12.00	.472	102.00	4.015	55.00	2.165	2.11	.083	140°	DIN 6537 K
11.60	.457	59.90	2.358	5	12	R840-1160-50-A0A	☆	☆	☆	☆	☆	☆	12.00	.472	118.00	4.645	71.00	2.795	2.11	.083	140°	DIN 6537 L
11.70	.461	37.10	1.461	3	12	R840-1170-30-A0A	☆	☆	☆	☆	☆	☆	12.00	.472	102.00	4.015	55.00	2.165	2.13	.083	140°	DIN 6537 K
11.70	.461	60.50	2.382	5	12	R840-1170-50-A0A	☆	☆	☆	☆	☆	☆	12.00	.472	118.00	4.645	71.00	2.795	2.13	.083	140°	DIN 6537 L
11.80	.465	37.40	1.472	3	12	R840-1180-30-A0A	☆	☆	☆	☆	☆	☆	12.00	.472	102.00	4.015	55.00	2.165	2.15	.084	140°	DIN 6537 K
11.80	.465	61.00	2.402	5	12	R840-1180-50-A0A	☆	☆	☆	☆	☆	☆	12.00	.472	118.00	4.645	71.00	2.795	2.15	.084	140°	DIN 6537 L
11.90	.469	37.70	1.484	3	12	R840-1190-30-A0A	☆	☆	☆	☆	☆	☆	12.00	.472	102.00	4.015	55.00	2.165	2.17	.085	140°	DIN 6537 K
11.90	.469	61.50	2.421	5	12	R840-1190-50-A0A	☆	☆	☆	☆	☆	☆	12.00	.472	118.00	4.645	71.00	2.795	2.17	.085	140°	DIN 6537 L
12.00	.472	38.00	1.496	3	12	R840-1200-30-A0A	☆	☆	☆	☆	☆	☆	12.00	.472	102.00	4.015	55.00	2.165	2.18	.085	140°	DIN 6537 K
12.00	.472	62.00	2.441	5	12	R840-1200-50-A0A	☆	☆	☆	☆	☆	☆	12.00	.472	118.00	4.645	71.00	2.795	2.18	.085	140°	DIN 6537 L
12.10	.476	38.30	1.508	3	14	R840-1210-30-A0A	☆	☆	☆	☆	☆	☆	14.00	.551	107.00	4.212	60.00	2.362	2.20	.086	140°	DIN 6537 K
12.10	.476	62.50	2.461	5	14	R840-1210-50-A0A	☆	☆	☆	☆	☆	☆	14.00	.551	124.00	4.881	77.00	3.031	2.20	.086	140°	DIN 6537 L
12.20	.480	38.60	1.520	3	14	R840-1220-30-A0A	☆	☆	☆	☆	☆	☆	14.00	.551	107.00	4.212	60.00	2.362	2.22	.087	140°	DIN 6537 K
12.20	.480	63.00	2.480	5	14	R840-1220-50-A0A	☆	☆	☆	☆	☆	☆	14.00	.551	124.00	4.881	77.00	3.031	2.22	.087	140°	DIN 6537 L
12.30	.484	39.00	1.535	3	14	R840-1230-30-A0A	☆	☆	☆	☆	☆	☆	14.00	.551	107.00	4.212	60.00	2.362	2.24	.088	140°	DIN 6537 K
12.30	.484	63.60	2.504	5	14	R840-1230-50-A0A	☆	☆	☆	☆	☆	☆	14.00	.551	124.00	4.881	77.00	3.031	2.24	.088	140°	DIN 6537 L
12.40	.488	39.30	1.547	3	14	R840-1240-30-A0A	☆	☆	☆	☆	☆	☆	14.00	.551	107.00	4.212	60.00	2.362	2.26	.088	140°	DIN 6537 K
12.40	.488	64.10	2.524	5	14	R840-1240-50-A0A	☆	☆	☆	☆	☆	☆	14.00	.551	124.00	4.881	77.00	3.031	2.26	.088	140°	DIN 6537 L

O5

Q5

K252

Q1

Q35

Broca de metal duro integral CoroDrill® Delta-C

Mango HA



TCHA H9
CNSC 0

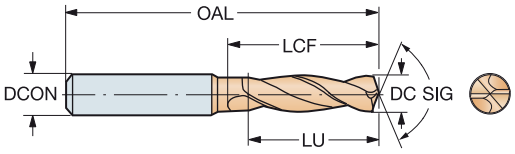

							P	M	K	N	S	H	Dimensiones, mm, pulg.									
DC	DC"	LU	LU"	ULDR	CZC_{MS}	Código de pedido	1220	1220	1220	1220	1220	1220	DCON	DCON"	OAL	OAL"	LCF	LCF"	PL	PL"	SIG	BSG
12.50	.492	39.60	1.559	3	14	R840-1250-30-A0A	☆	☆	☆	☆	☆	☆	14.00	.551	107.00	4.212	60.00	2.362	2.27	.089	140°	DIN 6537 K
12.50	.492	64.60	2.543	5	14	R840-1250-50-A0A	☆	☆	☆	☆	☆	☆	14.00	.551	124.00	4.881	77.00	3.031	2.27	.089	140°	DIN 6537 L
12.60	.496	39.90	1.571	3	14	R840-1260-30-A0A	☆	☆	☆	☆	☆	☆	14.00	.551	107.00	4.212	60.00	2.362	2.29	.090	140°	DIN 6537 K
12.60	.496	65.10	2.563	5	14	R840-1260-50-A0A	☆	☆	☆	☆	☆	☆	14.00	.551	124.00	4.881	77.00	3.031	2.29	.090	140°	DIN 6537 L
12.70	.500	40.20	1.583	3	14	R840-1270-30-A0A	☆	☆	☆	☆	☆	☆	14.00	.551	107.00	4.212	60.00	2.362	2.31	.090	140°	DIN 6537 K
12.70	.500	65.60	2.583	5	14	R840-1270-50-A0A	☆	☆	☆	☆	☆	☆	14.00	.551	124.00	4.881	77.00	3.031	2.31	.090	140°	DIN 6537 L
12.80	.504	40.50	1.594	3	14	R840-1280-30-A0A	☆	☆	☆	☆	☆	☆	14.00	.551	107.00	4.212	60.00	2.362	2.33	.091	140°	DIN 6537 K
12.80	.504	66.10	2.602	5	14	R840-1280-50-A0A	☆	☆	☆	☆	☆	☆	14.00	.551	124.00	4.881	77.00	3.031	2.33	.091	140°	DIN 6537 L
13.00	.512	41.20	1.622	3	14	R840-1300-30-A0A	☆	☆	☆	☆	☆	☆	14.00	.551	107.00	4.212	60.00	2.362	2.37	.093	140°	DIN 6537 K
13.00	.512	67.20	2.646	5	14	R840-1300-50-A0A	☆	☆	☆	☆	☆	☆	14.00	.551	124.00	4.881	77.00	3.031	2.37	.093	140°	DIN 6537 L
13.25	.522	42.00	1.654	3	14	R840-1325-30-A0A	☆	☆	☆	☆	☆	☆	14.00	.551	107.00	4.212	60.00	2.362	2.41	.094	140°	DIN 6537 K
13.25	.522	68.50	2.697	5	14	R840-1325-50-A0A	☆	☆	☆	☆	☆	☆	14.00	.551	124.00	4.881	77.00	3.031	2.41	.094	140°	DIN 6537 L
13.50	.531	42.80	1.685	3	14	R840-1350-30-A0A	☆	☆	☆	☆	☆	☆	14.00	.551	107.00	4.212	60.00	2.362	2.46	.096	140°	DIN 6537 K
13.50	.531	69.80	2.748	5	14	R840-1350-50-A0A	☆	☆	☆	☆	☆	☆	14.00	.551	124.00	4.881	77.00	3.031	2.46	.096	140°	DIN 6537 L
13.75	.541	43.60	1.717	3	14	R840-1375-30-A0A	☆	☆	☆	☆	☆	☆	14.00	.551	107.00	4.212	60.00	2.362	2.50	.098	140°	DIN 6537 K
13.75	.541	71.10	2.799	5	14	R840-1375-50-A0A	☆	☆	☆	☆	☆	☆	14.00	.551	124.00	4.881	77.00	3.031	2.50	.098	140°	DIN 6537 L
13.80	.543	43.70	1.720	3	14	R840-1380-30-A0A	☆	☆	☆	☆	☆	☆	14.00	.551	107.00	4.212	60.00	2.362	2.51	.098	140°	DIN 6537 K
13.80	.543	71.30	2.807	5	14	R840-1380-50-A0A	☆	☆	☆	☆	☆	☆	14.00	.551	124.00	4.881	77.00	3.031	2.51	.098	140°	DIN 6537 L
14.00	.551	44.30	1.744	3	14	R840-1400-30-A0A	☆	☆	☆	☆	☆	☆	14.00	.551	107.00	4.212	60.00	2.362	2.55	.100	140°	DIN 6537 K
14.00	.551	72.30	2.846	5	14	R840-1400-50-A0A	☆	☆	☆	☆	☆	☆	14.00	.551	124.00	4.881	77.00	3.031	2.55	.100	140°	DIN 6537 L
14.25	.561	45.10	1.776	3	16	R840-1425-30-A0A	☆	☆	☆	☆	☆	☆	16.00	.629	115.00	4.527	65.00	2.559	2.59	.102	140°	DIN 6537 K
14.25	.561	73.60	2.898	5	16	R840-1425-50-A0A	☆	☆	☆	☆	☆	☆	16.00	.629	133.00	5.236	83.00	3.267	2.59	.102	140°	DIN 6537 L
14.50	.571	45.90	1.807	3	16	R840-1450-30-A0A	☆	☆	☆	☆	☆	☆	16.00	.629	115.00	4.527	65.00	2.559	2.64	.103	140°	DIN 6537 K
14.50	.571	74.90	2.949	5	16	R840-1450-50-A0A	☆	☆	☆	☆	☆	☆	16.00	.629	133.00	5.236	83.00	3.267	2.64	.103	140°	DIN 6537 L
14.75	.581	46.70	1.839	3	16	R840-1475-30-A0A	☆	☆	☆	☆	☆	☆	16.00	.629	115.00	4.527	65.00	2.559	2.68	.105	140°	DIN 6537 K
14.75	.581	76.20	3.000	5	16	R840-1475-50-A0A	☆	☆	☆	☆	☆	☆	16.00	.629	133.00	5.236	83.00	3.267	2.68	.105	140°	DIN 6537 L
14.80	.583	46.90	1.846	3	16	R840-1480-30-A0A	☆	☆	☆	☆	☆	☆	16.00	.629	115.00	4.527	65.00	2.559	2.69	.106	140°	DIN 6537 K
14.80	.583	76.50	3.012	5	16	R840-1480-50-A0A	☆	☆	☆	☆	☆	☆	16.00	.629	133.00	5.236	83.00	3.267	2.69	.106	140°	DIN 6537 L
15.00	.591	47.50	1.870	3	16	R840-1500-30-A0A	☆	☆	☆	☆	☆	☆	16.00	.629	115.00	4.527	65.00	2.559	2.73	.107	140°	DIN 6537 K
15.00	.591	77.50	3.051	5	16	R840-1500-50-A0A	☆	☆	☆	☆	☆	☆	16.00	.629	133.00	5.236	83.00	3.267	2.73	.107	140°	DIN 6537 L
15.50	.610	49.10	1.933	3	16	R840-1550-30-A0A	☆	☆	☆	☆	☆	☆	16.00	.629	115.00	4.527	65.00	2.559	2.82	.111	140°	DIN 6537 K
15.50	.610	80.10	3.154	5	16	R840-1550-50-A0A	☆	☆	☆	☆	☆	☆	16.00	.629	133.00	5.236	83.00	3.267	2.82	.111	140°	DIN 6537 L
15.80	.622	50.00	1.969	3	16	R840-1580-30-A0A	☆	☆	☆	☆	☆	☆	16.00	.629	115.00	4.527	65.00	2.559	2.88	.113	140°	DIN 6537 K
15.80	.622	81.60	3.213	5	16	R840-1580-50-A0A	☆	☆	☆	☆	☆	☆	16.00	.629	133.00	5.236	83.00	3.267	2.88	.113	140°	DIN 6537 L
16.00	.630	50.70	1.996	3	16	R840-1600-30-A0A	☆	☆	☆	☆	☆	☆	16.00	.629	115.00	4.527	65.00	2.559	2.91	.114	140°	DIN 6537 K
16.00	.630	82.70	3.256	5	16	R840-1600-50-A0A	☆	☆	☆	☆	☆	☆	16.00	.629	133.00	5.236	83.00	3.267	2.91	.114	140°	DIN 6537 L
16.50	.650	52.30	2.059	3	18	R840-1650-30-A0A	☆	☆	☆	☆	☆	☆	18.00	.708	123.00	4.842	73.00	2.874	3.00	.118	140°	DIN 6537 K
16.50	.650	85.30	3.358	5	18	R840-1650-50-A0A	☆	☆	☆	☆	☆	☆	18.00	.708	143.00	5.629	93.00	3.661	3.00	.118	140°	DIN 6537 L
16.80	.661	53.20	2.094	3	18	R840-1680-30-A0A	☆	☆	☆	☆	☆	☆	18.00	.708	123.00	4.842	73.00	2.874	3.06	.120	140°	DIN 6537 K
16.80	.661	86.80	3.417	5	18	R840-1680-50-A0A	☆	☆	☆	☆	☆	☆	18.00	.708	143.00	5.629	93.00	3.661	3.06	.120	140°	DIN 6537 L
17.00	.669	53.80	2.118	3	18	R840-1700-30-A0A	☆	☆	☆	☆	☆	☆	18.00	.708	123.00	4.842	73.00	2.874	3.09	.121	140°	DIN 6537 K
17.00	.669	87.80	3.457	5	18	R840-1700-50-A0A	☆	☆	☆	☆	☆	☆	18.00	.708	143.00	5.629	93.00	3.661	3.09	.121	140°	DIN 6537 L
17.50	.689	55.40	2.181	3	18	R840-1750-30-A0A	☆	☆	☆	☆	☆	☆	18.00	.708	123.00	4.842	73.00	2.874	3.18	.125	140°	DIN 6537 K
17.50	.689	90.40	3.559	5	18	R840-1750-50-A0A	☆	☆	☆	☆	☆	☆	18.00	.708	143.00	5.629	93.00	3.661	3.18	.125	140°	DIN 6537 L
17.80	.701	56.40	2.220	3	18	R840-1780-30-A0A	☆	☆	☆	☆	☆	☆	18.00	.708	123.00	4.842	73.00	2.874	3.24	.127	140°	DIN 6537 K
17.80	.701	92.00	3.622	5	18	R840-1780-50-A0A	☆	☆	☆	☆	☆	☆	18.00	.708	143.00	5.629	93.00	3.661	3.24	.127	140°	DIN 6537 L
18.00	.709	57.00	2.244	3	18	R840-1800-30-A0A	☆	☆	☆	☆	☆	☆	18.00	.708	123.00	4.842	73.00	2.874	3.28	.128	140°	DIN 6537 K
18.00	.709	93.00	3.661	5	18	R840-1800-50-A0A	☆	☆	☆	☆	☆	☆	18.00	.708	143.00	5.629	93.00	3.661	3.28	.128	140°	DIN 6537 L

O5

Q5

K252

Q1

Q35

Broca de metal duro integral CoroDrill® Delta-C

Mango HA



TCHA H9
CNSC 0

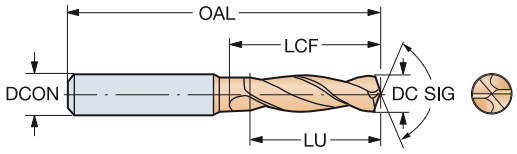

DC	DC"	LU	LU"	ULDR	CZC_{MS}	Código de pedido	P 1220	M 1220	K 1220	N 1220	S 1220	H 1220	Dimensiones, mm, pulg. DCON	DCON"	OAL	OAL"	LCF	LCF"	PL	PL"	SIG	BSG
18.50	.728	58.60	2.307	3	20	R840-1850-30-A0A	☆	☆	☆	☆	☆	☆	20.00	.787	131.00	5.157	79.00	3.110	3.37	.132	140°	DIN 6537 K
18.50	.728	95.60	3.764	5	20	R840-1850-50-A0A	☆	☆	☆	☆	☆	☆	20.00	.787	153.00	6.023	101.00	3.976	3.37	.132	140°	DIN 6537 L
18.80	.740	59.50	2.343	3	20	R840-1880-30-A0A	☆	☆	☆	☆	☆	☆	20.00	.787	131.00	5.157	79.00	3.110	3.42	.134	140°	DIN 6537 K
18.80	.740	97.10	3.823	5	20	R840-1880-50-A0A	☆	☆	☆	☆	☆	☆	20.00	.787	153.00	6.023	101.00	3.976	3.42	.134	140°	DIN 6537 L
19.00	.748	60.50	2.382	3	20	R840-1900-30-A0A	☆	☆	☆	☆	☆	☆	20.00	.787	131.00	5.157	79.00	3.110	3.46	.136	140°	DIN 6537 K
19.00	.748	98.50	3.878	5	20	R840-1900-50-A0A	☆	☆	☆	☆	☆	☆	20.00	.787	153.00	6.023	101.00	3.976	3.46	.136	140°	DIN 6537 L
19.50	.768	62.00	2.441	3	20	R840-1950-30-A0A	☆	☆	☆	☆	☆	☆	20.00	.787	131.00	5.157	79.00	3.110	3.55	.139	140°	DIN 6537 K
19.80	.780	63.00	2.480	3	20	R840-1980-30-A0A	☆	☆	☆	☆	☆	☆	20.00	.787	131.00	5.157	79.00	3.110	3.60	.141	140°	DIN 6537 K
19.80	.780	102.60	4.039	5	20	R840-1980-50-A0A	☆	☆	☆	☆	☆	☆	20.00	.787	153.00	6.023	101.00	3.976	3.60	.141	140°	DIN 6537 L
20.00	.787	63.60	2.504	3	20	R840-2000-30-A0A	☆	☆	☆	☆	☆	☆	20.00	.787	131.00	5.157	79.00	3.110	3.64	.143	140°	DIN 6537 K
20.00	.787	103.60	4.079	5	20	R840-2000-50-A0A	☆	☆	☆	☆	☆	☆	20.00	.787	153.00	6.023	101.00	3.976	3.64	.143	140°	DIN 6537 L

O5 Q5 K252 Q1 Q35

SANDVIK Coromant

Broca de metal duro integral CoroDrill® Delta-C

Mango Whistle Notch

Suministro de refrigerante interior



TCHA H9
CNSC 1

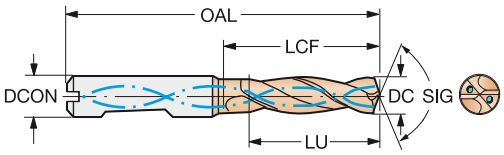

DC	DC"	LU	LU"	ULDR	CZC_{MS}	Código de pedido	P 1220	M 1220	K 1220	N 1220	S 1220	H 1220	Dimensiones, mm, pulg. DCON	DCON"	OAL	OAL"	LCF	LCF"	PL	PL"	SIG	BSG
5.00	.197	15.90	.626	3	6	R840-0500-30-W1A	☆	☆	☆	☆	☆	☆	6.00	.236	66.00	2.598	28.00	1.102	0.91	.035	140°	DIN 6537 K
5.00	.197	25.90	1.020	5	6	R840-0500-50-W1A	☆	☆	☆	☆	☆	☆	6.00	.236	82.00	3.228	44.00	1.732	0.91	.035	140°	DIN 6537 L
5.10	.201	16.20	.638	3	6	R840-0510-30-W1A	☆	☆	☆	☆	☆	☆	6.00	.236	66.00	2.598	28.00	1.102	0.93	.036	140°	DIN 6537 K
5.10	.201	26.40	1.039	5	6	R840-0510-50-W1A	☆	☆	☆	☆	☆	☆	6.00	.236	82.00	3.228	44.00	1.732	0.93	.036	140°	DIN 6537 L
5.20	.205	16.50	.650	3	6	R840-0520-30-W1A	☆	☆	☆	☆	☆	☆	6.00	.236	66.00	2.598	28.00	1.102	0.95	.037	140°	DIN 6537 K
5.20	.205	26.90	1.059	5	6	R840-0520-50-W1A	☆	☆	☆	☆	☆	☆	6.00	.236	82.00	3.228	44.00	1.732	0.95	.037	140°	DIN 6537 L
5.30	.209	16.90	.665	3	6	R840-0530-30-W1A	☆	☆	☆	☆	☆	☆	6.00	.236	66.00	2.598	28.00	1.102	0.96	.037	140°	DIN 6537 K
5.30	.209	27.40	1.079	5	6	R840-0530-50-W1A	☆	☆	☆	☆	☆	☆	6.00	.236	82.00	3.228	44.00	1.732	0.96	.037	140°	DIN 6537 L
5.50	.217	17.50	.689	3	6	R840-0550-30-W1A	☆	☆	☆	☆	☆	☆	6.00	.236	66.00	2.598	28.00	1.102	1.00	.039	140°	DIN 6537 K
5.50	.217	28.40	1.118	5	6	R840-0550-50-W1A	☆	☆	☆	☆	☆	☆	6.00	.236	82.00	3.228	44.00	1.732	1.00	.039	140°	DIN 6537 L
5.60	.220	17.80	.701	3	6	R840-0560-30-W1A	☆	☆	☆	☆	☆	☆	6.00	.236	66.00	2.598	28.00	1.102	1.02	.040	140°	DIN 6537 K
5.60	.220	28.90	1.138	5	6	R840-0560-50-W1A	☆	☆	☆	☆	☆	☆	6.00	.236	82.00	3.228	44.00	1.732	1.02	.040	140°	DIN 6537 L
5.70	.224	18.10	.713	3	6	R840-0570-30-W1A	☆	☆	☆	☆	☆	☆	6.00	.236	66.00	2.598	28.00	1.102	1.04	.040	140°	DIN 6537 K
5.70	.224	29.50	1.161	5	6	R840-0570-50-W1A	☆	☆	☆	☆	☆	☆	6.00	.236	82.00	3.228	44.00	1.732	1.04	.040	140°	DIN 6537 L
5.80	.228	18.50	.728	3	6	R840-0580-30-W1A	☆	☆	☆	☆	☆	☆	6.00	.236	66.00	2.598	28.00	1.102	1.06	.041	140°	DIN 6537 K
5.80	.228	30.00	1.181	5	6	R840-0580-50-W1A	☆	☆	☆	☆	☆	☆	6.00	.236	82.00	3.228	44.00	1.732	1.06	.041	140°	DIN 6537 L
5.90	.232	18.80	.740	3	6	R840-0590-30-W1A	☆	☆	☆	☆	☆	☆	6.00	.236	66.00	2.598	28.00	1.102	1.07	.042	140°	DIN 6537 K
5.90	.232	30.50	1.201	5	6	R840-0590-50-W1A	☆	☆	☆	☆	☆	☆	6.00	.236	82.00	3.228	44.00	1.732	1.07	.042	140°	DIN 6537 L
6.00	.236	19.10	.752	3	6	R840-0600-30-W1A	☆	☆	☆	☆	☆	☆	6.00	.236	66.00	2.598	28.00	1.102	1.09	.042	140°	DIN 6537 K
6.00	.236	31.00	1.220	5	6	R840-0600-50-W1A	☆	☆	☆	☆	☆	☆	6.00	.236	82.00	3.228	44.00	1.732	1.09	.042	140°	DIN 6537 L
6.10	.240	19.40	.764	3	8	R840-0610-30-W1A	☆	☆	☆	☆	☆	☆	8.00	.314	79.00	3.110	34.00	1.338	1.11	.043	140°	DIN 6537 K
6.10	.240	31.50	1.240	5	8	R840-0610-50-W1A	☆	☆	☆	☆	☆	☆	8.00	.314	91.00	3.582	53.00	2.086	1.11	.043	140°	DIN 6537 L
6.20	.244	19.70	.776	3	8	R840-0620-30-W1A	☆	☆	☆	☆	☆	☆	8.00	.314	79.00	3.110	34.00	1.338	1.13	.044	140°	DIN 6537 K
6.20	.244	32.00	1.260	5	8	R840-0620-50-W1A	☆	☆	☆	☆	☆	☆	8.00	.314	91.00	3.582	53.00	2.086	1.13	.044	140°	DIN 6537 L
6.30	.248	20.00	.787	3	8	R840-0630-30-W1A	☆	☆	☆	☆	☆	☆	8.00	.314	79.00	3.110	34.00	1.338	1.15	.045	140°	DIN 6537 K
6.30	.248	32.60	1.283	5	8	R840-0630-50-W1A	☆	☆	☆	☆	☆	☆	8.00	.314	91.00	3.582	53.00	2.086	1.15	.045	140°	DIN 6537 L
6.40	.252	20.40	.803	3	8	R840-0640-30-W1A	☆	☆	☆	☆	☆	☆	8.00	.314	79.00	3.110	34.00	1.338	1.16	.045	140°	DIN 6537 K
6.40	.252	33.10	1.303	5	8	R840-0640-50-W1A	☆	☆	☆	☆	☆	☆	8.00	.314	91.00	3.582	53.00	2.086	1.16	.045	140°	DIN 6537 L
6.50	.256	20.70	.815	3	8	R840-0650-30-W1A	☆	☆	☆	☆	☆	☆	8.00	.314	79.00	3.110	34.00	1.338	1.18	.046	140°	DIN 6537 K
6.50	.256	33.60	1.323	5	8	R840-0650-50-W1A	☆	☆	☆	☆	☆	☆	8.00	.314	91.00	3.582	53.00	2.086	1.18	.046	140°	DIN 6537 L
6.60	.260	21.00	.827	3	8	R840-0660-30-W1A	☆	☆	☆	☆	☆	☆	8.00	.314	79.00	3.110	34.00	1.338	1.20	.047	140°	DIN 6537 K
6.60	.260	34.10	1.343	5	8	R840-0660-50-W1A	☆	☆	☆	☆	☆	☆	8.00	.314	91.00	3.582	53.00	2.086	1.20	.047	140°	DIN 6537 L
6.70	.264	21.30	.839	3	8	R840-0670-30-W1A	☆	☆	☆	☆	☆	☆	8.00	.314	79.00	3.110	34.00	1.338	1.22	.047	140°	DIN 6537 K
6.70	.264	34.60	1.362	5	8	R840-0670-50-W1A	☆	☆	☆	☆	☆	☆	8.00	.314	91.00	3.582	53.00	2.086	1.22	.047	140°	DIN 6537 L
6.80	.268	21.60	.850	3	8	R840-0680-30-W1A	☆	☆	☆	☆	☆	☆	8.00	.314	79.00	3.110	34.00	1.338	1.24	.048	140°	DIN 6537 K
6.80	.268	35.10	1.382	5	8	R840-0680-50-W1A	☆	☆	☆	☆	☆	☆	8.00	.314	91.00	3.582	53.00	2.086	1.24	.048	140°	DIN 6537 L
6.90	.272	22.00	.866	3	8	R840-0690-30-W1A	☆	☆	☆	☆	☆	☆	8.00	.314	79.00	3.110	34.00	1.338	1.26	.049	140°	DIN 6537 K
6.90	.272	35.70	1.406	5	8	R840-0690-50-W1A	☆	☆	☆	☆	☆	☆	8.00	.314	91.00	3.582	53.00	2.086	1.26	.049	140°	DIN 6537 L
7.00	.276	22.30	.878	3	8	R840-0700-30-W1A	☆	☆	☆	☆	☆	☆	8.00	.314	79.00	3.110	34.00	1.338	1.27	.050	140°	DIN 6537 K
7.00	.276	36.20	1.425	5	8	R840-0700-50-W1A	☆	☆	☆	☆	☆	☆	8.00	.314	91.00	3.582	53.00	2.086	1.27	.050	140°	DIN 6537 L
7.10	.280	22.60	.890	3	8	R840-0710-30-W1A	☆	☆	☆	☆	☆	☆	8.00	.314	79.00	3.110	41.00	1.614	1.29	.050	140°	DIN 6537 K
7.10	.280	36.70	1.445	5	8	R840-0710-50-W1A	☆	☆	☆	☆	☆	☆	8.00	.314	91.00	3.582	53.00	2.086	1.29	.050	140°	DIN 6537 L
7.20	.283	22.90	.902	3	8	R840-0720-30-W1A	☆	☆	☆	☆	☆	☆	8.00	.314	79.00	3.110	41.00	1.614	1.31	.051	140°	DIN 6537 K
7.20	.283	37.20	1.465	5	8	R840-0720-50-W1A	☆	☆	☆	☆	☆	☆	8.00	.314	91.00	3.582	53.00	2.086	1.31	.051	140°	DIN 6537 L
7.30	.287	23.20	.913	3	8	R840-0730-30-W1A	☆	☆	☆	☆	☆	☆	8.00	.314	79.00	3.110	41.00	1.614	1.33	.052	140°	DIN 6537 K
7.30	.287	37.70	1.484	5	8	R840-0730-50-W1A	☆	☆	☆	☆	☆	☆	8.00	.314	91.00	3.582	53.00	2.086	1.33	.052	140°	DIN 6537 L
7.40	.291	23.50	.925	3	8	R840-0740-30-W1A	☆	☆	☆	☆	☆	☆	8.00	.314	79.00	3.110	41.00	1.614	1.35	.053	140°	DIN 6537 K
7.40	.291	38.20	1.504	5	8	R840-0740-50-W1A	☆	☆	☆	☆	☆	☆	8.00	.314	91.00	3.582	53.00	2.086	1.35	.053	140°	DIN 6537 L

O5

Q5

K252

Q1

Q35

Broca de metal duro integral CoroDrill® Delta-C

Mango Whistle Notch

Suministro de refrigerante interior



TCHA H9
CNSC 1

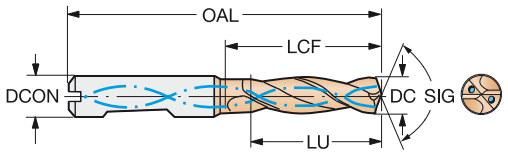

DC	DC"	LU	LU"	ULDR	CZC_{MS}	Código de pedido	P 1220	M 1220	K 1220	N 1220	S 1220	H 1220	Dimensiones, mm, pulg. DCON	DCON"	OAL	OAL"	LCF	LCF"	PL	PL"	SIG	BSG
7.50	.295	23.90	.941	3	8	R840-0750-30-W1A	☆	☆	☆	☆	☆	☆	8.00	.314	79.00	3.110	41.00	1.614	1.36	.053	140°	DIN 6537 K
7.50	.295	38.80	1.528	5	8	R840-0750-50-W1A	☆	☆	☆	☆	☆	☆	8.00	.314	91.00	3.582	53.00	2.086	1.36	.053	140°	DIN 6537 L
7.60	.299	24.20	.953	3	8	R840-0760-30-W1A	☆	☆	☆	☆	☆	☆	8.00	.314	79.00	3.110	41.00	1.614	1.38	.054	140°	DIN 6537 K
7.60	.299	39.30	1.547	5	8	R840-0760-50-W1A	☆	☆	☆	☆	☆	☆	8.00	.314	91.00	3.582	53.00	2.086	1.38	.054	140°	DIN 6537 L
7.70	.303	24.50	.965	3	8	R840-0770-30-W1A	☆	☆	☆	☆	☆	☆	8.00	.314	79.00	3.110	41.00	1.614	1.40	.055	140°	DIN 6537 K
7.70	.303	39.80	1.567	5	8	R840-0770-50-W1A	☆	☆	☆	☆	☆	☆	8.00	.314	91.00	3.582	53.00	2.086	1.40	.055	140°	DIN 6537 L
7.80	.307	24.80	.976	3	8	R840-0780-30-W1A	☆	☆	☆	☆	☆	☆	8.00	.314	79.00	3.110	41.00	1.614	1.42	.055	140°	DIN 6537 K
7.80	.307	40.30	1.587	5	8	R840-0780-50-W1A	☆	☆	☆	☆	☆	☆	8.00	.314	91.00	3.582	53.00	2.086	1.42	.055	140°	DIN 6537 L
7.90	.311	25.10	.988	3	8	R840-0790-30-W1A	☆	☆	☆	☆	☆	☆	8.00	.314	79.00	3.110	41.00	1.614	1.44	.056	140°	DIN 6537 K
7.90	.311	40.80	1.606	5	8	R840-0790-50-W1A	☆	☆	☆	☆	☆	☆	8.00	.314	91.00	3.582	53.00	2.086	1.44	.056	140°	DIN 6537 L
8.00	.315	25.50	1.004	3	8	R840-0800-30-W1A	☆	☆	☆	☆	☆	☆	8.00	.314	79.00	3.110	41.00	1.614	1.46	.057	140°	DIN 6537 K
8.00	.315	41.30	1.626	5	8	R840-0800-50-W1A	☆	☆	☆	☆	☆	☆	8.00	.314	91.00	3.582	53.00	2.086	1.46	.057	140°	DIN 6537 L
8.10	.319	25.80	1.016	3	10	R840-0810-30-W1A	☆	☆	☆	☆	☆	☆	10.00	.393	89.00	3.503	47.00	1.850	1.47	.058	140°	DIN 6537 K
8.10	.319	41.90	1.650	5	10	R840-0810-50-W1A	☆	☆	☆	☆	☆	☆	10.00	.393	103.00	4.055	61.00	2.401	1.47	.058	140°	DIN 6537 L
8.20	.323	26.10	1.028	3	10	R840-0820-30-W1A	☆	☆	☆	☆	☆	☆	10.00	.393	89.00	3.503	47.00	1.850	1.49	.058	140°	DIN 6537 K
8.20	.323	42.40	1.669	5	10	R840-0820-50-W1A	☆	☆	☆	☆	☆	☆	10.00	.393	103.00	4.055	61.00	2.401	1.49	.058	140°	DIN 6537 L
8.30	.327	26.40	1.039	3	10	R840-0830-30-W1A	☆	☆	☆	☆	☆	☆	10.00	.393	89.00	3.503	47.00	1.850	1.51	.059	140°	DIN 6537 K
8.30	.327	42.90	1.689	5	10	R840-0830-50-W1A	☆	☆	☆	☆	☆	☆	10.00	.393	103.00	4.055	61.00	2.401	1.51	.059	140°	DIN 6537 L
8.40	.331	26.70	1.051	3	10	R840-0840-30-W1A	☆	☆	☆	☆	☆	☆	10.00	.393	89.00	3.503	47.00	1.850	1.53	.060	140°	DIN 6537 K
8.40	.331	43.40	1.709	5	10	R840-0840-50-W1A	☆	☆	☆	☆	☆	☆	10.00	.393	103.00	4.055	61.00	2.401	1.53	.060	140°	DIN 6537 L
8.50	.335	27.00	1.063	3	10	R840-0850-30-W1A	☆	☆	☆	☆	☆	☆	10.00	.393	89.00	3.503	47.00	1.850	1.55	.060	140°	DIN 6537 K
8.50	.335	43.90	1.728	5	10	R840-0850-50-W1A	☆	☆	☆	☆	☆	☆	10.00	.393	103.00	4.055	61.00	2.401	1.55	.060	140°	DIN 6537 L
8.60	.339	27.40	1.079	3	10	R840-0860-30-W1A	☆	☆	☆	☆	☆	☆	10.00	.393	89.00	3.503	47.00	1.850	1.57	.061	140°	DIN 6537 K
8.60	.339	44.40	1.748	5	10	R840-0860-50-W1A	☆	☆	☆	☆	☆	☆	10.00	.393	103.00	4.055	61.00	2.401	1.57	.061	140°	DIN 6537 L
8.70	.343	27.70	1.091	3	10	R840-0870-30-W1A	☆	☆	☆	☆	☆	☆	10.00	.393	89.00	3.503	47.00	1.850	1.58	.062	140°	DIN 6537 K
8.70	.343	45.00	1.772	5	10	R840-0870-50-W1A	☆	☆	☆	☆	☆	☆	10.00	.393	103.00	4.055	61.00	2.401	1.58	.062	140°	DIN 6537 L
8.80	.346	28.00	1.102	3	10	R840-0880-30-W1A	☆	☆	☆	☆	☆	☆	10.00	.393	89.00	3.503	47.00	1.850	1.60	.063	140°	DIN 6537 K
8.80	.346	45.50	1.791	5	10	R840-0880-50-W1A	☆	☆	☆	☆	☆	☆	10.00	.393	103.00	4.055	61.00	2.401	1.60	.063	140°	DIN 6537 L
8.90	.350	46.00	1.811	5	10	R840-0890-50-W1A	☆	☆	☆	☆	☆	☆	10.00	.393	103.00	4.055	61.00	2.401	1.62	.063	140°	DIN 6537 L
9.00	.354	28.60	1.126	3	10	R840-0900-30-W1A	☆	☆	☆	☆	☆	☆	10.00	.393	89.00	3.503	47.00	1.850	1.64	.064	140°	DIN 6537 K
9.00	.354	46.50	1.831	5	10	R840-0900-50-W1A	☆	☆	☆	☆	☆	☆	10.00	.393	103.00	4.055	61.00	2.401	1.64	.064	140°	DIN 6537 L
9.10	.358	47.00	1.850	5	10	R840-0910-50-W1A	☆	☆	☆	☆	☆	☆	10.00	.393	103.00	4.055	61.00	2.401	1.66	.065	140°	DIN 6537 L
9.20	.362	29.30	1.154	3	10	R840-0920-30-W1A	☆	☆	☆	☆	☆	☆	10.00	.393	89.00	3.503	47.00	1.850	1.67	.065	140°	DIN 6537 K
9.20	.362	47.50	1.870	5	10	R840-0920-50-W1A	☆	☆	☆	☆	☆	☆	10.00	.393	103.00	4.055	61.00	2.401	1.67	.065	140°	DIN 6537 L
9.30	.366	29.60	1.165	3	10	R840-0930-30-W1A	☆	☆	☆	☆	☆	☆	10.00	.393	89.00	3.503	47.00	1.850	1.69	.066	140°	DIN 6537 K
9.30	.366	48.10	1.894	5	10	R840-0930-50-W1A	☆	☆	☆	☆	☆	☆	10.00	.393	103.00	4.055	61.00	2.401	1.69	.066	140°	DIN 6537 L
9.40	.370	48.60	1.913	5	10	R840-0940-50-W1A	☆	☆	☆	☆	☆	☆	10.00	.393	103.00	4.055	61.00	2.401	1.71	.067	140°	DIN 6537 L
9.50	.374	30.20	1.189	3	10	R840-0950-30-W1A	☆	☆	☆	☆	☆	☆	10.00	.393	89.00	3.503	47.00	1.850	1.73	.068	140°	DIN 6537 K
9.50	.374	49.10	1.933	5	10	R840-0950-50-W1A	☆	☆	☆	☆	☆	☆	10.00	.393	103.00	4.055	61.00	2.401	1.73	.068	140°	DIN 6537 L
9.60	.378	30.50	1.201	3	10	R840-0960-30-W1A	☆	☆	☆	☆	☆	☆	10.00	.393	89.00	3.503	47.00	1.850	1.75	.068	140°	DIN 6537 K
9.60	.378	49.60	1.953	5	10	R840-0960-50-W1A	☆	☆	☆	☆	☆	☆	10.00	.393	103.00	4.055	61.00	2.401	1.75	.068	140°	DIN 6537 L
9.70	.382	30.90	1.217	3	10	R840-0970-30-W1A	☆	☆	☆	☆	☆	☆	10.00	.393	89.00	3.503	47.00	1.850	1.77	.069	140°	DIN 6537 K
9.70	.382	50.10	1.972	5	10	R840-0970-50-W1A	☆	☆	☆	☆	☆	☆	10.00	.393	103.00	4.055	61.00	2.401	1.77	.069	140°	DIN 6537 L
9.80	.386	31.20	1.228	3	10	R840-0980-30-W1A	☆	☆	☆	☆	☆	☆	10.00	.393	89.00	3.503	47.00	1.850	1.78	.070	140°	DIN 6537 K
9.80	.386	50.60	1.992	5	10	R840-0980-50-W1A	☆	☆	☆	☆	☆	☆	10.00	.393	103.00	4.055	61.00	2.401	1.78	.070	140°	DIN 6537 L
9.90	.390	31.50	1.240	3	10	R840-0990-30-W1A	☆	☆	☆	☆	☆	☆	10.00	.393	89.00	3.503	47.00	1.850	1.80	.070	140°	DIN 6537 K
10.00	.394	31.80	1.252	3	10	R840-1000-30-W1A	☆	☆	☆	☆	☆	☆	10.00	.393	89.00	3.503	47.00	1.850	1.82	.071	140°	DIN 6537 K
10.00	.394	51.70	2.035	5	10	R840-1000-50-W1A	☆	☆	☆	☆	☆	☆	10.00	.393	103.00	4.055	61.00	2.401	1.82	.071	140°	DIN 6537 L

O5 Q5 K252 Q1 Q35

SANDVIK Coromant

Broca de metal duro integral CoroDrill® Delta-C

Mango Whistle Notch

Suministro de refrigerante interior



TCHA H9
CNSC 1

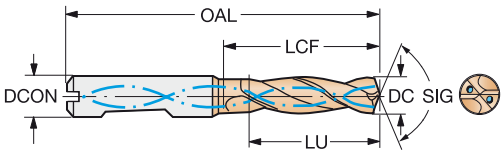

DC	DC"	LU	LU"	ULDR	CZC_{MS}	Código de pedido	P 1220	M 1220	K 1220	N 1220	S 1220	H 1220	Dimensiones, mm, pulg. DCON	DCON"	OAL	OAL"	LCF	LCF"	PL	PL"	SIG	BSG
10.10	.398	32.10	1.264	3	12	R840-1010-30-W1A	☆	☆	☆	☆	☆	☆	12.00	.472	102.00	4.015	55.00	2.165	1.84	.072	140°	DIN 6537 K
10.10	.398	52.20	2.055	5	12	R840-1010-50-W1A	☆	☆	☆	☆	☆	☆	12.00	.472	118.00	4.645	71.00	2.795	1.84	.072	140°	DIN 6537 L
10.20	.402	32.50	1.280	3	12	R840-1020-30-W1A	☆	☆	☆	☆	☆	☆	12.00	.472	102.00	4.015	55.00	2.165	1.86	.073	140°	DIN 6537 K
10.20	.402	52.70	2.075	5	12	R840-1020-50-W1A	☆	☆	☆	☆	☆	☆	12.00	.472	118.00	4.645	71.00	2.795	1.86	.073	140°	DIN 6537 L
10.30	.406	32.80	1.291	3	12	R840-1030-30-W1A	☆	☆	☆	☆	☆	☆	12.00	.472	102.00	4.015	55.00	2.165	1.87	.073	140°	DIN 6537 K
10.30	.406	53.20	2.094	5	12	R840-1030-50-W1A	☆	☆	☆	☆	☆	☆	12.00	.472	118.00	4.645	71.00	2.795	1.87	.073	140°	DIN 6537 L
10.40	.409	33.10	1.303	3	12	R840-1040-30-W1A	☆	☆	☆	☆	☆	☆	12.00	.472	102.00	4.015	55.00	2.165	1.89	.074	140°	DIN 6537 K
10.40	.409	53.70	2.114	5	12	R840-1040-50-W1A	☆	☆	☆	☆	☆	☆	12.00	.472	118.00	4.645	71.00	2.795	1.89	.074	140°	DIN 6537 L
10.50	.413	33.40	1.315	3	12	R840-1050-30-W1A	☆	☆	☆	☆	☆	☆	12.00	.472	102.00	4.015	55.00	2.165	1.91	.075	140°	DIN 6537 K
10.50	.413	54.30	2.138	5	12	R840-1050-50-W1A	☆	☆	☆	☆	☆	☆	12.00	.472	118.00	4.645	71.00	2.795	1.91	.075	140°	DIN 6537 L
10.60	.417	33.70	1.327	3	12	R840-1060-30-W1A	☆	☆	☆	☆	☆	☆	12.00	.472	102.00	4.015	55.00	2.165	1.93	.075	140°	DIN 6537 K
10.60	.417	54.80	2.157	5	12	R840-1060-50-W1A	☆	☆	☆	☆	☆	☆	12.00	.472	118.00	4.645	71.00	2.795	1.93	.075	140°	DIN 6537 L
10.70	.421	34.00	1.339	3	12	R840-1070-30-W1A	☆	☆	☆	☆	☆	☆	12.00	.472	102.00	4.015	55.00	2.165	1.95	.076	140°	DIN 6537 K
10.70	.421	55.30	2.177	5	12	R840-1070-50-W1A	☆	☆	☆	☆	☆	☆	12.00	.472	118.00	4.645	71.00	2.795	1.95	.076	140°	DIN 6537 L
10.80	.425	34.40	1.354	3	12	R840-1080-30-W1A	☆	☆	☆	☆	☆	☆	12.00	.472	102.00	4.015	55.00	2.165	1.97	.077	140°	DIN 6537 K
10.80	.425	55.80	2.197	5	12	R840-1080-50-W1A	☆	☆	☆	☆	☆	☆	12.00	.472	118.00	4.645	71.00	2.795	1.97	.077	140°	DIN 6537 L
10.90	.429	56.30	2.217	5	12	R840-1090-50-W1A	☆	☆	☆	☆	☆	☆	12.00	.472	118.00	4.645	71.00	2.795	1.98	.078	140°	DIN 6537 L
11.00	.433	35.00	1.378	3	12	R840-1100-30-W1A	☆	☆	☆	☆	☆	☆	12.00	.472	102.00	4.015	55.00	2.165	2.00	.078	140°	DIN 6537 K
11.00	.433	56.80	2.236	5	12	R840-1100-50-W1A	☆	☆	☆	☆	☆	☆	12.00	.472	118.00	4.645	71.00	2.795	2.00	.078	140°	DIN 6537 L
11.10	.437	35.30	1.390	3	12	R840-1110-30-W1A	☆	☆	☆	☆	☆	☆	12.00	.472	102.00	4.015	55.00	2.165	2.02	.079	140°	DIN 6537 K
11.10	.437	57.40	2.260	5	12	R840-1110-50-W1A	☆	☆	☆	☆	☆	☆	12.00	.472	118.00	4.645	71.00	2.795	2.02	.079	140°	DIN 6537 L
11.20	.441	35.60	1.402	3	12	R840-1120-30-W1A	☆	☆	☆	☆	☆	☆	12.00	.472	102.00	4.015	55.00	2.165	2.04	.080	140°	DIN 6537 K
11.20	.441	57.90	2.280	5	12	R840-1120-50-W1A	☆	☆	☆	☆	☆	☆	12.00	.472	118.00	4.645	71.00	2.795	2.04	.080	140°	DIN 6537 L
11.30	.445	58.40	2.299	5	12	R840-1130-50-W1A	☆	☆	☆	☆	☆	☆	12.00	.472	118.00	4.645	71.00	2.795	2.06	.080	140°	DIN 6537 L
11.50	.453	36.40	1.433	3	12	R840-1150-30-W1A	☆	☆	☆	☆	☆	☆	12.00	.472	102.00	4.015	55.00	2.165	2.09	.082	140°	DIN 6537 K
11.50	.453	59.40	2.339	5	12	R840-1150-50-W1A	☆	☆	☆	☆	☆	☆	12.00	.472	118.00	4.645	71.00	2.795	2.09	.082	140°	DIN 6537 L
11.60	.457	36.90	1.453	3	12	R840-1160-30-W1A	☆	☆	☆	☆	☆	☆	12.00	.472	102.00	4.015	55.00	2.165	2.11	.083	140°	DIN 6537 K
11.70	.461	37.20	1.465	3	12	R840-1170-30-W1A	☆	☆	☆	☆	☆	☆	12.00	.472	102.00	4.015	55.00	2.165	2.13	.083	140°	DIN 6537 K
11.80	.465	37.50	1.476	3	12	R840-1180-30-W1A	☆	☆	☆	☆	☆	☆	12.00	.472	102.00	4.015	55.00	2.165	2.15	.084	140°	DIN 6537 K
11.80	.465	61.00	2.402	5	12	R840-1180-50-W1A	☆	☆	☆	☆	☆	☆	12.00	.472	118.00	4.645	71.00	2.795	2.15	.084	140°	DIN 6537 L
11.90	.469	61.50	2.421	5	12	R840-1190-50-W1A	☆	☆	☆	☆	☆	☆	12.00	.472	118.00	4.645	71.00	2.795	2.17	.085	140°	DIN 6537 L
12.00	.472	38.20	1.504	3	12	R840-1200-30-W1A	☆	☆	☆	☆	☆	☆	12.00	.472	102.00	4.015	55.00	2.165	2.18	.085	140°	DIN 6537 K
12.00	.472	62.00	2.441	5	12	R840-1200-50-W1A	☆	☆	☆	☆	☆	☆	12.00	.472	118.00	4.645	71.00	2.795	2.18	.085	140°	DIN 6537 L
12.10	.476	38.50	1.516	3	14	R840-1210-30-W1A	☆	☆	☆	☆	☆	☆	14.00	.551	107.00	4.212	60.00	2.362	2.20	.086	140°	DIN 6537 K
12.10	.476	62.50	2.461	5	14	R840-1210-50-W1A	☆	☆	☆	☆	☆	☆	14.00	.551	124.00	4.881	77.00	3.031	2.20	.086	140°	DIN 6537 L
12.20	.480	38.80	1.528	3	14	R840-1220-30-W1A	☆	☆	☆	☆	☆	☆	14.00	.551	107.00	4.212	60.00	2.362	2.22	.087	140°	DIN 6537 K
12.20	.480	63.00	2.480	5	14	R840-1220-50-W1A	☆	☆	☆	☆	☆	☆	14.00	.551	124.00	4.881	77.00	3.031	2.22	.087	140°	DIN 6537 L
12.30	.484	39.10	1.539	3	14	R840-1230-30-W1A	☆	☆	☆	☆	☆	☆	14.00	.551	107.00	4.212	60.00	2.362	2.24	.088	140°	DIN 6537 K
12.30	.484	63.60	2.504	5	14	R840-1230-50-W1A	☆	☆	☆	☆	☆	☆	14.00	.551	124.00	4.881	77.00	3.031	2.24	.088	140°	DIN 6537 L
12.40	.488	39.50	1.555	3	14	R840-1240-30-W1A	☆	☆	☆	☆	☆	☆	14.00	.551	107.00	4.212	60.00	2.362	2.26	.088	140°	DIN 6537 K
12.50	.492	39.80	1.567	3	14	R840-1250-30-W1A	☆	☆	☆	☆	☆	☆	14.00	.551	107.00	4.212	60.00	2.362	2.27	.089	140°	DIN 6537 K
12.50	.492	64.60	2.543	5	14	R840-1250-50-W1A	☆	☆	☆	☆	☆	☆	14.00	.551	124.00	4.881	77.00	3.031	2.27	.089	140°	DIN 6537 L
12.60	.496	40.10	1.579	3	14	R840-1260-30-W1A	☆	☆	☆	☆	☆	☆	14.00	.551	107.00	4.212	60.00	2.362	2.29	.090	140°	DIN 6537 K
12.70	.500	40.40	1.591	3	14	R840-1270-30-W1A	☆	☆	☆	☆	☆	☆	14.00	.551	107.00	4.212	60.00	2.362	2.31	.090	140°	DIN 6537 K
12.70	.500	65.60	2.583	5	14	R840-1270-50-W1A	☆	☆	☆	☆	☆	☆	14.00	.551	124.00	4.881	77.00	3.031	2.31	.090	140°	DIN 6537 L
12.80	.504	40.70	1.602	3	14	R840-1280-30-W1A	☆	☆	☆	☆	☆	☆	14.00	.551	107.00	4.212	60.00	2.362	2.33	.091	140°	DIN 6537 K
13.00	.512	41.40	1.630	3	14	R840-1300-30-W1A	☆	☆	☆	☆	☆	☆	14.00	.551	107.00	4.212	60.00	2.362	2.37	.093	140°	DIN 6537 K
13.00	.512	67.20	2.646	5	14	R840-1300-50-W1A	☆	☆	☆	☆	☆	☆	14.00	.551	124.00	4.881	77.00	3.031	2.37	.093	140°	DIN 6537 L

O5

Q5

K252

Q1

Q35

Broca de metal duro integral CoroDrill® Delta-C

Mango Whistle Notch

Suministro de refrigerante interior



TCHA H9
CNSC 1

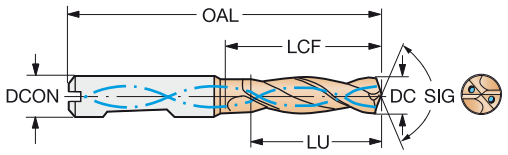

							P	M	K	N	S	H	Dimensiones, mm, pulg.								
DC	DC"	LU	LU"	ULDR	CZC_{MS}	Código de pedido	1220	1220	1220	1220	1220	1220	DCON	DCON"	OAL	OAL"	LCF	LCF"	PL	PL"	SIG	BSG
13.25	.522	42.20	1.661	3	14	R840-1325-30-W1A	☆	☆	☆	☆	☆	☆	14.00	.551	107.00	4.212	60.00	2.362	2.41	.094	140°	DIN 6537 K
13.25	.522	68.50	2.697	5	14	R840-1325-50-W1A	☆	☆	☆	☆	☆	☆	14.00	.551	124.00	4.881	77.00	3.031	2.41	.094	140°	DIN 6537 L
13.50	.531	43.00	1.693	3	14	R840-1350-30-W1A	☆	☆	☆	☆	☆	☆	14.00	.551	107.00	4.212	60.00	2.362	2.46	.096	140°	DIN 6537 K
13.50	.531	69.80	2.748	5	14	R840-1350-50-W1A	☆	☆	☆	☆	☆	☆	14.00	.551	124.00	4.881	77.00	3.031	2.46	.096	140°	DIN 6537 L
13.75	.541	43.80	1.724	3	14	R840-1375-30-W1A	☆	☆	☆	☆	☆	☆	14.00	.551	107.00	4.212	60.00	2.362	2.50	.098	140°	DIN 6537 K
13.75	.541	71.10	2.799	5	14	R840-1375-50-W1A	☆	☆	☆	☆	☆	☆	14.00	.551	124.00	4.881	77.00	3.031	2.50	.098	140°	DIN 6537 L
13.80	.543	43.90	1.728	3	14	R840-1380-30-W1A	☆	☆	☆	☆	☆	☆	14.00	.551	107.00	4.212	60.00	2.362	2.51	.098	140°	DIN 6537 K
13.80	.543	71.30	2.807	5	14	R840-1380-50-W1A	☆	☆	☆	☆	☆	☆	14.00	.551	124.00	4.881	77.00	3.031	2.51	.098	140°	DIN 6537 L
14.00	.551	44.50	1.752	3	14	R840-1400-30-W1A	☆	☆	☆	☆	☆	☆	14.00	.551	107.00	4.212	60.00	2.362	2.55	.100	140°	DIN 6537 K
14.00	.551	72.30	2.846	5	14	R840-1400-50-W1A	☆	☆	☆	☆	☆	☆	14.00	.551	124.00	4.881	77.00	3.031	2.55	.100	140°	DIN 6537 L
14.25	.561	45.30	1.783	3	16	R840-1425-30-W1A	☆	☆	☆	☆	☆	☆	16.00	.629	115.00	4.527	65.00	2.559	2.59	.102	140°	DIN 6537 K
14.25	.561	73.60	2.898	5	16	R840-1425-50-W1A	☆	☆	☆	☆	☆	☆	16.00	.629	133.00	5.236	83.00	3.267	2.59	.102	140°	DIN 6537 L
14.50	.571	46.10	1.815	3	16	R840-1450-30-W1A	☆	☆	☆	☆	☆	☆	16.00	.629	115.00	4.527	65.00	2.559	2.64	.103	140°	DIN 6537 K
14.50	.571	74.90	2.949	5	16	R840-1450-50-W1A	☆	☆	☆	☆	☆	☆	16.00	.629	133.00	5.236	83.00	3.267	2.64	.103	140°	DIN 6537 L
14.75	.581	76.20	3.000	5	16	R840-1475-50-W1A	☆	☆	☆	☆	☆	☆	16.00	.629	133.00	5.236	83.00	3.267	2.68	.105	140°	DIN 6537 L
14.80	.583	47.10	1.854	3	16	R840-1480-30-W1A	☆	☆	☆	☆	☆	☆	16.00	.629	115.00	4.527	65.00	2.559	2.69	.106	140°	DIN 6537 K
14.80	.583	76.50	3.012	5	16	R840-1480-50-W1A	☆	☆	☆	☆	☆	☆	16.00	.629	133.00	5.236	83.00	3.267	2.69	.106	140°	DIN 6537 L
15.00	.591	47.70	1.878	3	16	R840-1500-30-W1A	☆	☆	☆	☆	☆	☆	16.00	.629	115.00	4.527	65.00	2.559	2.73	.107	140°	DIN 6537 K
15.00	.591	77.50	3.051	5	16	R840-1500-50-W1A	☆	☆	☆	☆	☆	☆	16.00	.629	133.00	5.236	83.00	3.267	2.73	.107	140°	DIN 6537 L
15.50	.610	49.30	1.941	3	16	R840-1550-30-W1A	☆	☆	☆	☆	☆	☆	16.00	.629	115.00	4.527	65.00	2.559	2.82	.111	140°	DIN 6537 K
15.50	.610	80.10	3.154	5	16	R840-1550-50-W1A	☆	☆	☆	☆	☆	☆	16.00	.629	133.00	5.236	83.00	3.267	2.82	.111	140°	DIN 6537 L
15.80	.622	50.30	1.980	3	16	R840-1580-30-W1A	☆	☆	☆	☆	☆	☆	16.00	.629	115.00	4.527	65.00	2.559	2.88	.113	140°	DIN 6537 K
15.80	.622	81.60	3.213	5	16	R840-1580-50-W1A	☆	☆	☆	☆	☆	☆	16.00	.629	133.00	5.236	83.00	3.267	2.88	.113	140°	DIN 6537 L
16.00	.630	50.90	2.004	3	16	R840-1600-30-W1A	☆	☆	☆	☆	☆	☆	16.00	.629	115.00	4.527	65.00	2.559	2.91	.114	140°	DIN 6537 K
16.00	.630	82.70	3.256	5	16	R840-1600-50-W1A	☆	☆	☆	☆	☆	☆	16.00	.629	133.00	5.236	83.00	3.267	2.91	.114	140°	DIN 6537 L
16.50	.650	52.50	2.067	3	18	R840-1650-30-W1A	☆	☆	☆	☆	☆	☆	18.00	.708	123.00	4.842	73.00	2.874	3.00	.118	140°	DIN 6537 K
16.50	.650	85.30	3.358	5	18	R840-1650-50-W1A	☆	☆	☆	☆	☆	☆	18.00	.708	143.00	5.629	93.00	3.661	3.00	.118	140°	DIN 6537 L
16.80	.661	53.50	2.106	3	18	R840-1680-30-W1A	☆	☆	☆	☆	☆	☆	18.00	.708	123.00	4.842	73.00	2.874	3.06	.120	140°	DIN 6537 K
16.80	.661	86.80	3.417	5	18	R840-1680-50-W1A	☆	☆	☆	☆	☆	☆	18.00	.708	143.00	5.629	93.00	3.661	3.06	.120	140°	DIN 6537 L
17.00	.669	54.10	2.130	3	18	R840-1700-30-W1A	☆	☆	☆	☆	☆	☆	18.00	.708	123.00	4.842	73.00	2.874	3.09	.121	140°	DIN 6537 K
17.00	.669	87.80	3.457	5	18	R840-1700-50-W1A	☆	☆	☆	☆	☆	☆	18.00	.708	143.00	5.629	93.00	3.661	3.09	.121	140°	DIN 6537 L
17.50	.689	55.70	2.193	3	18	R840-1750-30-W1A	☆	☆	☆	☆	☆	☆	18.00	.708	123.00	4.842	73.00	2.874	3.18	.125	140°	DIN 6537 K
17.50	.689	90.40	3.559	5	18	R840-1750-50-W1A	☆	☆	☆	☆	☆	☆	18.00	.708	143.00	5.629	93.00	3.661	3.18	.125	140°	DIN 6537 L
17.80	.701	56.60	2.228	3	18	R840-1780-30-W1A	☆	☆	☆	☆	☆	☆	18.00	.708	123.00	4.842	73.00	2.874	3.24	.127	140°	DIN 6537 K
17.80	.701	92.00	3.622	5	18	R840-1780-50-W1A	☆	☆	☆	☆	☆	☆	18.00	.708	143.00	5.629	93.00	3.661	3.24	.127	140°	DIN 6537 L
18.00	.709	57.30	2.256	3	18	R840-1800-30-W1A	☆	☆	☆	☆	☆	☆	18.00	.708	123.00	4.842	73.00	2.874	3.28	.128	140°	DIN 6537 K
18.00	.709	93.00	3.661	5	18	R840-1800-50-W1A	☆	☆	☆	☆	☆	☆	18.00	.708	143.00	5.629	93.00	3.661	3.28	.128	140°	DIN 6537 L
18.50	.728	58.90	2.319	3	20	R840-1850-30-W1A	☆	☆	☆	☆	☆	☆	20.00	.787	131.00	5.157	79.00	3.110	3.37	.132	140°	DIN 6537 K
18.50	.728	95.60	3.764	5	20	R840-1850-50-W1A	☆	☆	☆	☆	☆	☆	20.00	.787	153.00	6.023	101.00	3.976	3.37	.132	140°	DIN 6537 L
18.80	.740	59.80	2.354	3	20	R840-1880-30-W1A	☆	☆	☆	☆	☆	☆	20.00	.787	131.00	5.157	79.00	3.110	3.42	.134	140°	DIN 6537 K
19.00	.748	60.50	2.382	3	20	R840-1900-30-W1A	☆	☆	☆	☆	☆	☆	20.00	.787	131.00	5.157	79.00	3.110	3.46	.136	140°	DIN 6537 K
19.00	.748	98.50	3.878	5	20	R840-1900-50-W1A	☆	☆	☆	☆	☆	☆	20.00	.787	153.00	6.023	101.00	3.976	3.46	.136	140°	DIN 6537 L
19.50	.768	62.00	2.441	3	20	R840-1950-30-W1A	☆	☆	☆	☆	☆	☆	20.00	.787	131.00	5.157	79.00	3.110	3.55	.139	140°	DIN 6537 K
19.50	.768	101.00	3.976	5	20	R840-1950-50-W1A	☆	☆	☆	☆	☆	☆	20.00	.787	153.00	6.023	101.00	3.976	3.55	.139	140°	DIN 6537 L
19.80	.780	102.60	4.039	5	20	R840-1980-50-W1A	☆	☆	☆	☆	☆	☆	20.00	.787	153.00	6.023	101.00	3.976	3.60	.141	140°	DIN 6537 L
20.00	.787	63.60	2.504	3	20	R840-2000-30-W1A	☆	☆	☆	☆	☆	☆	20.00	.787	131.00	5.157	79.00	3.110	3.64	.143	140°	DIN 6537 K
20.00	.787	103.60	4.079	5	20	R840-2000-50-W1A	☆	☆	☆	☆	☆	☆	20.00	.787	153.00	6.023	101.00	3.976	3.64	.143	140°	DIN 6537 L

O5

Q5

K252

Q1

Q35

SANDVIK Coromant

Broca de metal duro integral CoroDrill® Delta-C

Mango Whistle Notch



TCHA H9
CNSC 0

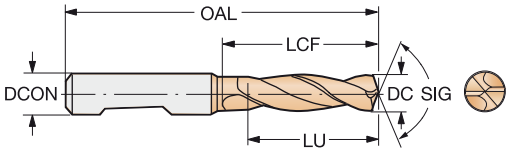

							P	M	K	N	S	H	Dimensiones, mm, pulg.									
DC	DC"	LU	LU"	ULDR	CZC_{MS}	Código de pedido	1220	1220	1220	1220	1220	1220	DCON	DCON"	OAL	OAL"	LCF	LCF"	PL	PL"	SIG	BSG
3.00	.118	9.50	.374	3	6	R840-0300-30-W0A	☆	☆	☆	☆	☆	☆	6.00	.236	62.00	2.440	20.00	.787	0.55	.021	140°	DIN 6537 K
3.10	.122	9.90	.390	3	6	R840-0310-30-W0A	☆	☆	☆	☆	☆	☆	6.00	.236	62.00	2.440	20.00	.787	0.56	.022	140°	DIN 6537 K
3.20	.126	10.20	.402	3	6	R840-0320-30-W0A	☆	☆	☆	☆	☆	☆	6.00	.236	62.00	2.440	20.00	.787	0.58	.022	140°	DIN 6537 K
3.30	.130	10.50	.413	3	6	R840-0330-30-W0A	☆	☆	☆	☆	☆	☆	6.00	.236	62.00	2.440	20.00	.787	0.60	.023	140°	DIN 6537 K
3.40	.134	10.80	.425	3	6	R840-0340-30-W0A	☆	☆	☆	☆	☆	☆	6.00	.236	62.00	2.440	20.00	.787	0.62	.024	140°	DIN 6537 K
3.50	.138	11.10	.437	3	6	R840-0350-30-W0A	☆	☆	☆	☆	☆	☆	6.00	.236	62.00	2.440	20.00	.787	0.64	.025	140°	DIN 6537 K
3.60	.142	11.50	.453	3	6	R840-0360-30-W0A	☆	☆	☆	☆	☆	☆	6.00	.236	62.00	2.440	20.00	.787	0.66	.025	140°	DIN 6537 K
3.70	.146	11.80	.465	3	6	R840-0370-30-W0A	☆	☆	☆	☆	☆	☆	6.00	.236	62.00	2.440	20.00	.787	0.67	.026	140°	DIN 6537 K
3.80	.150	12.10	.476	3	6	R840-0380-30-W0A	☆	☆	☆	☆	☆	☆	6.00	.236	66.00	2.598	24.00	.944	0.69	.027	140°	DIN 6537 K
4.00	.157	12.70	.500	3	6	R840-0400-30-W0A	☆	☆	☆	☆	☆	☆	6.00	.236	66.00	2.598	24.00	.944	0.73	.028	140°	DIN 6537 K
4.10	.161	13.00	.512	3	6	R840-0410-30-W0A	☆	☆	☆	☆	☆	☆	6.00	.236	66.00	2.598	24.00	.944	0.75	.029	140°	DIN 6537 K
4.20	.165	13.40	.528	3	6	R840-0420-30-W0A	☆	☆	☆	☆	☆	☆	6.00	.236	66.00	2.598	24.00	.944	0.76	.030	140°	DIN 6537 K
4.30	.169	13.70	.539	3	6	R840-0430-30-W0A	☆	☆	☆	☆	☆	☆	6.00	.236	66.00	2.598	24.00	.944	0.78	.030	140°	DIN 6537 K
4.40	.173	14.00	.551	3	6	R840-0440-30-W0A	☆	☆	☆	☆	☆	☆	6.00	.236	66.00	2.598	24.00	.944	0.80	.031	140°	DIN 6537 K
4.50	.177	14.30	.563	3	6	R840-0450-30-W0A	☆	☆	☆	☆	☆	☆	6.00	.236	66.00	2.598	24.00	.944	0.82	.032	140°	DIN 6537 K
4.70	.185	15.00	.591	3	6	R840-0470-30-W0A	☆	☆	☆	☆	☆	☆	6.00	.236	66.00	2.598	24.00	.944	0.86	.033	140°	DIN 6537 K
4.80	.189	15.30	.602	3	6	R840-0480-30-W0A	☆	☆	☆	☆	☆	☆	6.00	.236	66.00	2.598	28.00	1.102	0.87	.034	140°	DIN 6537 K
5.00	.197	15.90	.626	3	6	R840-0500-30-W0A	☆	☆	☆	☆	☆	☆	6.00	.236	66.00	2.598	28.00	1.102	0.91	.035	140°	DIN 6537 K
5.10	.201	16.20	.638	3	6	R840-0510-30-W0A	☆	☆	☆	☆	☆	☆	6.00	.236	66.00	2.598	28.00	1.102	0.93	.036	140°	DIN 6537 K
5.20	.205	16.50	.650	3	6	R840-0520-30-W0A	☆	☆	☆	☆	☆	☆	6.00	.236	66.00	2.598	28.00	1.102	0.95	.037	140°	DIN 6537 K
5.30	.209	16.80	.661	3	6	R840-0530-30-W0A	☆	☆	☆	☆	☆	☆	6.00	.236	66.00	2.598	28.00	1.102	0.96	.037	140°	DIN 6537 K
5.40	.213	17.10	.673	3	6	R840-0540-30-W0A	☆	☆	☆	☆	☆	☆	6.00	.236	66.00	2.598	28.00	1.102	0.98	.038	140°	DIN 6537 K
5.50	.217	17.40	.685	3	6	R840-0550-30-W0A	☆	☆	☆	☆	☆	☆	6.00	.236	66.00	2.598	28.00	1.102	1.00	.039	140°	DIN 6537 K
5.80	.228	18.40	.724	3	6	R840-0580-30-W0A	☆	☆	☆	☆	☆	☆	6.00	.236	66.00	2.598	28.00	1.102	1.06	.041	140°	DIN 6537 K
6.00	.236	19.00	.748	3	6	R840-0600-30-W0A	☆	☆	☆	☆	☆	☆	6.00	.236	66.00	2.598	28.00	1.102	1.09	.042	140°	DIN 6537 K
6.20	.244	19.60	.772	3	8	R840-0620-30-W0A	☆	☆	☆	☆	☆	☆	8.00	.314	79.00	3.110	34.00	1.338	1.13	.044	140°	DIN 6537 K
6.30	.248	20.00	.787	3	8	R840-0630-30-W0A	☆	☆	☆	☆	☆	☆	8.00	.314	79.00	3.110	34.00	1.338	1.15	.045	140°	DIN 6537 K
6.40	.252	20.30	.799	3	8	R840-0640-30-W0A	☆	☆	☆	☆	☆	☆	8.00	.314	79.00	3.110	34.00	1.338	1.16	.045	140°	DIN 6537 K
6.50	.256	20.60	.811	3	8	R840-0650-30-W0A	☆	☆	☆	☆	☆	☆	8.00	.314	79.00	3.110	34.00	1.338	1.18	.046	140°	DIN 6537 K
6.60	.260	20.90	.823	3	8	R840-0660-30-W0A	☆	☆	☆	☆	☆	☆	8.00	.314	79.00	3.110	34.00	1.338	1.20	.047	140°	DIN 6537 K
6.80	.268	21.50	.846	3	8	R840-0680-30-W0A	☆	☆	☆	☆	☆	☆	8.00	.314	79.00	3.110	34.00	1.338	1.24	.048	140°	DIN 6537 K
6.90	.272	21.90	.862	3	8	R840-0690-30-W0A	☆	☆	☆	☆	☆	☆	8.00	.314	79.00	3.110	34.00	1.338	1.26	.049	140°	DIN 6537 K
7.00	.276	22.20	.874	3	8	R840-0700-30-W0A	☆	☆	☆	☆	☆	☆	8.00	.314	79.00	3.110	34.00	1.338	1.27	.050	140°	DIN 6537 K
7.10	.280	22.50	.886	3	8	R840-0710-30-W0A	☆	☆	☆	☆	☆	☆	8.00	.314	79.00	3.110	41.00	1.614	1.29	.050	140°	DIN 6537 K
7.20	.283	22.80	.898	3	8	R840-0720-30-W0A	☆	☆	☆	☆	☆	☆	8.00	.314	79.00	3.110	41.00	1.614	1.31	.051	140°	DIN 6537 K
7.30	.287	23.10	.909	3	8	R840-0730-30-W0A	☆	☆	☆	☆	☆	☆	8.00	.314	79.00	3.110	41.00	1.614	1.33	.052	140°	DIN 6537 K
7.40	.291	23.40	.921	3	8	R840-0740-30-W0A	☆	☆	☆	☆	☆	☆	8.00	.314	79.00	3.110	41.00	1.614	1.35	.053	140°	DIN 6537 K
7.50	.295	23.80	.937	3	8	R840-0750-30-W0A	☆	☆	☆	☆	☆	☆	8.00	.314	79.00	3.110	41.00	1.614	1.36	.053	140°	DIN 6537 K
7.80	.307	24.70	.972	3	8	R840-0780-30-W0A	☆	☆	☆	☆	☆	☆	8.00	.314	79.00	3.110	41.00	1.614	1.42	.055	140°	DIN 6537 K
7.90	.311	25.00	.984	3	8	R840-0790-30-W0A	☆	☆	☆	☆	☆	☆	8.00	.314	79.00	3.110	41.00	1.614	1.44	.056	140°	DIN 6537 K
8.00	.315	25.30	.996	3	8	R840-0800-30-W0A	☆	☆	☆	☆	☆	☆	8.00	.314	79.00	3.110	41.00	1.614	1.46	.057	140°	DIN 6537 K
8.10	.319	25.70	1.012	3	10	R840-0810-30-W0A	☆	☆	☆	☆	☆	☆	10.00	.393	89.00	3.503	47.00	1.850	1.47	.058	140°	DIN 6537 K
8.20	.323	26.00	1.024	3	10	R840-0820-30-W0A	☆	☆	☆	☆	☆	☆	10.00	.393	89.00	3.503	47.00	1.850	1.49	.058	140°	DIN 6537 K
8.50	.335	26.90	1.059	3	10	R840-0850-30-W0A	☆	☆	☆	☆	☆	☆	10.00	.393	89.00	3.503	47.00	1.850	1.55	.060	140°	DIN 6537 K
8.60	.339	27.20	1.071	3	10	R840-0860-30-W0A	☆	☆	☆	☆	☆	☆	10.00	.393	89.00	3.503	47.00	1.850	1.57	.061	140°	DIN 6537 K
8.70	.343	27.60	1.087	3	10	R840-0870-30-W0A	☆	☆	☆	☆	☆	☆	10.00	.393	89.00	3.503	47.00	1.850	1.58	.062	140°	DIN 6537 K
8.80	.346	27.90	1.098	3	10	R840-0880-30-W0A	☆	☆	☆	☆	☆	☆	10.00	.393	89.00	3.503	47.00	1.850	1.60	.063	140°	DIN 6537 K
8.90	.350	28.20	1.110	3	10	R840-0890-30-W0A	☆	☆	☆	☆	☆	☆	10.00	.393	89.00	3.503	47.00	1.850	1.62	.063	140°	DIN 6537 K
9.00	.354	28.50	1.122	3	10	R840-0900-30-W0A	☆	☆	☆	☆	☆	☆	10.00	.393	89.00	3.503	47.00	1.850	1.64	.064	140°	DIN 6537 K

O5

Q5

K252

Q1

Q35

Broca de metal duro integral CoroDrill® Delta-C

Mango Whistle Notch



TCHA H9
CNSC 0

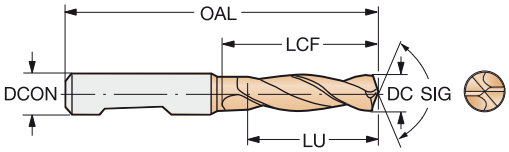

DC	DC"	LU	LU"	ULDR	CZC_{MS}	Código de pedido	P 1220	M 1220	K 1220	N 1220	S 1220	H 1220	Dimensiones, mm, pulg. DCON	DCON"	OAL	OAL"	LCF	LCF"	PL	PL"	SIG	BSG
9.20	.362	29.10	1.146	3	10	R840-0920-30-W0A	☆	☆	☆	☆	☆	☆	10.00	.393	89.00	3.503	47.00	1.850	1.67	.065	140°	DIN 6537 K
9.30	.366	29.50	1.161	3	10	R840-0930-30-W0A	☆	☆	☆	☆	☆	☆	10.00	.393	89.00	3.503	47.00	1.850	1.69	.066	140°	DIN 6537 K
9.40	.370	29.80	1.173	3	10	R840-0940-30-W0A	☆	☆	☆	☆	☆	☆	10.00	.393	89.00	3.503	47.00	1.850	1.71	.067	140°	DIN 6537 K
9.50	.374	30.10	1.185	3	10	R840-0950-30-W0A	☆	☆	☆	☆	☆	☆	10.00	.393	89.00	3.503	47.00	1.850	1.73	.068	140°	DIN 6537 K
10.00	.394	31.70	1.248	3	10	R840-1000-30-W0A	☆	☆	☆	☆	☆	☆	10.00	.393	89.00	3.503	47.00	1.850	1.82	.071	140°	DIN 6537 K
10.10	.398	32.00	1.260	3	12	R840-1010-30-W0A	☆	☆	☆	☆	☆	☆	12.00	.472	102.00	4.015	55.00	2.165	1.84	.072	140°	DIN 6537 K
10.20	.402	32.30	1.272	3	12	R840-1020-30-W0A	☆	☆	☆	☆	☆	☆	12.00	.472	102.00	4.015	55.00	2.165	1.86	.073	140°	DIN 6537 K
10.30	.406	32.60	1.283	3	12	R840-1030-30-W0A	☆	☆	☆	☆	☆	☆	12.00	.472	102.00	4.015	55.00	2.165	1.87	.073	140°	DIN 6537 K
10.40	.409	32.90	1.295	3	12	R840-1040-30-W0A	☆	☆	☆	☆	☆	☆	12.00	.472	102.00	4.015	55.00	2.165	1.89	.074	140°	DIN 6537 K
10.50	.413	33.30	1.311	3	12	R840-1050-30-W0A	☆	☆	☆	☆	☆	☆	12.00	.472	102.00	4.015	55.00	2.165	1.91	.075	140°	DIN 6537 K
10.60	.417	33.60	1.323	3	12	R840-1060-30-W0A	☆	☆	☆	☆	☆	☆	12.00	.472	102.00	4.015	55.00	2.165	1.93	.075	140°	DIN 6537 K
10.70	.421	33.90	1.335	3	12	R840-1070-30-W0A	☆	☆	☆	☆	☆	☆	12.00	.472	102.00	4.015	55.00	2.165	1.95	.076	140°	DIN 6537 K
10.80	.425	34.20	1.346	3	12	R840-1080-30-W0A	☆	☆	☆	☆	☆	☆	12.00	.472	102.00	4.015	55.00	2.165	1.97	.077	140°	DIN 6537 K
11.00	.433	34.80	1.370	3	12	R840-1100-30-W0A	☆	☆	☆	☆	☆	☆	12.00	.472	102.00	4.015	55.00	2.165	2.00	.078	140°	DIN 6537 K
11.20	.441	35.50	1.398	3	12	R840-1120-30-W0A	☆	☆	☆	☆	☆	☆	12.00	.472	102.00	4.015	55.00	2.165	2.04	.080	140°	DIN 6537 K
11.50	.453	36.40	1.433	3	12	R840-1150-30-W0A	☆	☆	☆	☆	☆	☆	12.00	.472	102.00	4.015	55.00	2.165	2.09	.082	140°	DIN 6537 K
11.80	.465	37.40	1.472	3	12	R840-1180-30-W0A	☆	☆	☆	☆	☆	☆	12.00	.472	102.00	4.015	55.00	2.165	2.15	.084	140°	DIN 6537 K
12.00	.472	38.00	1.496	3	12	R840-1200-30-W0A	☆	☆	☆	☆	☆	☆	12.00	.472	102.00	4.015	55.00	2.165	2.18	.085	140°	DIN 6537 K
12.10	.476	38.30	1.508	3	14	R840-1210-30-W0A	☆	☆	☆	☆	☆	☆	14.00	.551	107.00	4.212	60.00	2.362	2.20	.086	140°	DIN 6537 K
12.20	.480	38.60	1.520	3	14	R840-1220-30-W0A	☆	☆	☆	☆	☆	☆	14.00	.551	107.00	4.212	60.00	2.362	2.22	.087	140°	DIN 6537 K
12.30	.484	39.00	1.535	3	14	R840-1230-30-W0A	☆	☆	☆	☆	☆	☆	14.00	.551	107.00	4.212	60.00	2.362	2.24	.088	140°	DIN 6537 K
12.50	.492	39.60	1.559	3	14	R840-1250-30-W0A	☆	☆	☆	☆	☆	☆	14.00	.551	107.00	4.212	60.00	2.362	2.27	.089	140°	DIN 6537 K
13.00	.512	41.20	1.622	3	14	R840-1300-30-W0A	☆	☆	☆	☆	☆	☆	14.00	.551	107.00	4.212	60.00	2.362	2.37	.093	140°	DIN 6537 K
13.50	.531	42.80	1.685	3	14	R840-1350-30-W0A	☆	☆	☆	☆	☆	☆	14.00	.551	107.00	4.212	60.00	2.362	2.46	.096	140°	DIN 6537 K
13.75	.541	43.60	1.717	3	14	R840-1375-30-W0A	☆	☆	☆	☆	☆	☆	14.00	.551	107.00	4.212	60.00	2.362	2.50	.098	140°	DIN 6537 K
14.00	.551	44.30	1.744	3	14	R840-1400-30-W0A	☆	☆	☆	☆	☆	☆	14.00	.551	107.00	4.212	60.00	2.362	2.55	.100	140°	DIN 6537 K
14.25	.561	45.10	1.776	3	16	R840-1425-30-W0A	☆	☆	☆	☆	☆	☆	16.00	.629	115.00	4.527	65.00	2.559	2.59	.102	140°	DIN 6537 K
14.50	.571	45.90	1.807	3	16	R840-1450-30-W0A	☆	☆	☆	☆	☆	☆	16.00	.629	115.00	4.527	65.00	2.559	2.64	.103	140°	DIN 6537 K
14.75	.581	46.70	1.839	3	16	R840-1475-30-W0A	☆	☆	☆	☆	☆	☆	16.00	.629	115.00	4.527	65.00	2.559	2.68	.105	140°	DIN 6537 K
15.00	.591	47.50	1.870	3	16	R840-1500-30-W0A	☆	☆	☆	☆	☆	☆	16.00	.629	115.00	4.527	65.00	2.559	2.73	.107	140°	DIN 6537 K
15.50	.610	49.10	1.933	3	16	R840-1550-30-W0A	☆	☆	☆	☆	☆	☆	16.00	.629	115.00	4.527	65.00	2.559	2.82	.111	140°	DIN 6537 K
15.80	.622	50.00	1.969	3	16	R840-1580-30-W0A	☆	☆	☆	☆	☆	☆	16.00	.629	115.00	4.527	65.00	2.559	2.88	.113	140°	DIN 6537 K
16.00	.630	50.70	1.996	3	16	R840-1600-30-W0A	☆	☆	☆	☆	☆	☆	16.00	.629	115.00	4.527	65.00	2.559	2.91	.114	140°	DIN 6537 K
16.50	.650	52.30	2.059	3	18	R840-1650-30-W0A	☆	☆	☆	☆	☆	☆	18.00	.708	123.00	4.842	73.00	2.874	3.00	.118	140°	DIN 6537 K
17.00	.669	53.80	2.118	3	18	R840-1700-30-W0A	☆	☆	☆	☆	☆	☆	18.00	.708	123.00	4.842	73.00	2.874	3.09	.121	140°	DIN 6537 K
17.50	.689	55.40	2.181	3	18	R840-1750-30-W0A	☆	☆	☆	☆	☆	☆	18.00	.708	123.00	4.842	73.00	2.874	3.18	.125	140°	DIN 6537 K
18.00	.709	57.00	2.244	3	18	R840-1800-30-W0A	☆	☆	☆	☆	☆	☆	18.00	.708	123.00	4.842	73.00	2.874	3.28	.128	140°	DIN 6537 K
20.00	.787	63.60	2.504	3	20	R840-2000-30-W0A	☆	☆	☆	☆	☆	☆	20.00	.787	131.00	5.157	79.00	3.110	3.64	.143	140°	DIN 6537 K

O5 Q5 K252 Q1 Q35

SANDVIK Coromant

Broca de metal duro integral CoroDrill® Delta-C para taladrado escalonado y achaflanado

Mango HA

Suministro de refrigerante interior

CNSC 1

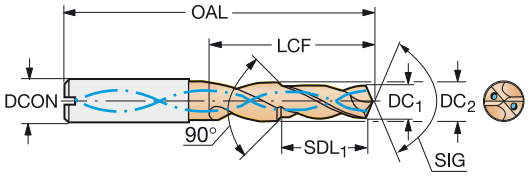

DC1	DC1"	DC2	DC2"	SDL	SDL"	STA	LU	LU"	CZCMS	Código de pedido	P 1220	M 1220	K 1220	N 1220	S 1220	H 1220	Dimensiones, mm, pulg. DCON	DCON"	OAL	OAL"	LCF	LCF"	PL	PL"	SIG	BSG
3.35	.131	4.50	.177	10.12	.398	90°	11.24	.443	6	R841-0335-30-A1A	☆	☆	☆	☆	☆	☆	6.00	.236	62.00	2.440	19.00	.748	0.61	.024	140°	COROMANT
3.40	.133	4.60	.181	10.20	.401	90°	11.35	.447	6	R841-0340-30-A1A	☆	☆	☆	☆	☆	☆	6.00	.236	62.00	2.440	19.00	.748	0.62	.024	140°	COROMANT
3.70	.145	5.00	.196	11.15	.438	90°	12.40	.488	6	R841-0370-30-A1A	☆	☆	☆	☆	☆	☆	6.00	.236	62.00	2.440	19.00	.748	0.67	.026	140°	COROMANT
4.25	.167	5.70	.224	12.77	.502	90°	14.19	.559	6	R841-0425-30-A1A	☆	☆	☆	☆	☆	☆	6.00	.236	66.00	2.598	23.00	.905	0.77	.030	140°	COROMANT
4.30	.169	5.80	.228	12.95	.509	90°	14.40	.567	6	R841-0430-30-A1A	☆	☆	☆	☆	☆	☆	6.00	.236	66.00	2.598	23.00	.905	0.78	.030	140°	COROMANT
4.65	.183	5.90	.232	13.97	.550	90°	15.36	.605	6	R841-0465-30-A1A	☆	☆	☆	☆	☆	☆	6.00	.236	66.00	2.598	23.00	.905	0.85	.033	140°	COROMANT
5.00	.196	6.80	.267	15.00	.590	90°	16.71	.658	8	R841-0500-30-A1A	☆	☆	☆	☆	☆	☆	8.00	.314	79.00	3.110	28.00	1.102	0.91	.035	140°	COROMANT
5.10	.200	6.90	.271	15.30	.602	90°	17.03	.671	8	R841-0510-30-A1A	☆	☆	☆	☆	☆	☆	8.00	.314	79.00	3.110	28.00	1.102	0.93	.036	140°	COROMANT
5.30	.208	7.20	.283	15.95	.627	90°	17.76	.700	8	R841-0530-30-A1A	☆	☆	☆	☆	☆	☆	8.00	.314	79.00	3.110	28.00	1.102	0.96	.037	140°	COROMANT
5.50	.216	7.40	.291	16.55	.651	90°	18.40	.724	8	R841-0550-30-A1A	☆	☆	☆	☆	☆	☆	8.00	.314	79.00	3.110	28.00	1.102	1.00	.039	140°	COROMANT
5.55	.218	7.50	.295	16.72	.658	90°	18.60	.733	8	R841-0555-30-A1A	☆	☆	☆	☆	☆	☆	8.00	.314	79.00	3.110	28.00	1.102	1.01	.039	140°	COROMANT
6.60	.259	8.90	.350	19.85	.781	90°	22.08	.869	10	R841-0660-30-A1A	☆	☆	☆	☆	☆	☆	10.00	.393	89.00	3.503	37.00	1.456	1.20	.047	140°	COROMANT
6.75	.265	9.10	.358	20.32	.800	90°	22.60	.890	10	R841-0675-30-A1A	☆	☆	☆	☆	☆	☆	10.00	.393	89.00	3.503	37.00	1.456	1.23	.048	140°	COROMANT
6.85	.269	9.20	.362	20.62	.812	90°	22.92	.902	10	R841-0685-30-A1A	☆	☆	☆	☆	☆	☆	10.00	.393	89.00	3.503	37.00	1.456	1.25	.049	140°	COROMANT
6.90	.271	9.30	.366	20.70	.814	90°	23.03	.907	10	R841-0690-30-A1A	☆	☆	☆	☆	☆	☆	10.00	.393	89.00	3.503	37.00	1.456	1.26	.049	140°	COROMANT
7.00	.275	9.50	.374	21.05	.828	90°	23.44	.923	10	R841-0700-30-A1A	☆	☆	☆	☆	☆	☆	10.00	.393	89.00	3.503	37.00	1.456	1.27	.050	140°	COROMANT
7.25	.285	9.80	.385	21.82	.859	90°	24.28	.956	10	R841-0725-30-A1A	☆	☆	☆	☆	☆	☆	10.00	.393	89.00	3.503	37.00	1.456	1.32	.051	140°	COROMANT
7.30	.287	9.80	.385	21.95	.864	90°	24.39	.960	10	R841-0730-30-A1A	☆	☆	☆	☆	☆	☆	10.00	.393	89.00	3.503	37.00	1.456	1.33	.052	140°	COROMANT
7.40	.291	9.80	.385	22.20	.874	90°	24.61	.969	10	R841-0740-30-A1A	☆	☆	☆	☆	☆	☆	10.00	.393	89.00	3.503	37.00	1.456	1.35	.053	140°	COROMANT
8.00	.314	10.80	.425	24.00	.944	90°	26.71	1.052	12	R841-0800-30-A1A	☆	☆	☆	☆	☆	☆	12.00	.472	102.00	4.015	42.00	1.653	1.46	.057	140°	COROMANT
8.50	.334	11.50	.452	25.50	1.003	90°	28.39	1.118	12	R841-0850-30-A1A	☆	☆	☆	☆	☆	☆	12.00	.472	102.00	4.015	42.00	1.653	1.55	.060	140°	COROMANT
8.60	.338	11.60	.456	25.80	1.015	90°	28.70	1.130	12	R841-0860-30-A1A	☆	☆	☆	☆	☆	☆	12.00	.472	102.00	4.015	42.00	1.653	1.57	.061	140°	COROMANT
8.70	.342	11.70	.460	26.10	1.027	90°	29.02	1.143	12	R841-0870-30-A1A	☆	☆	☆	☆	☆	☆	12.00	.472	102.00	4.015	42.00	1.653	1.58	.062	140°	COROMANT
9.00	.354	11.80	.464	27.00	1.062	90°	29.87	1.176	12	R841-0900-30-A1A	☆	☆	☆	☆	☆	☆	12.00	.472	102.00	4.015	42.00	1.653	1.64	.064	140°	COROMANT
9.25	.364	12.50	.492	27.77	1.093	90°	30.91	1.217	14	R841-0925-30-A1A	☆	☆	☆	☆	☆	☆	14.00	.551	107.00	4.212	52.00	2.047	1.68	.066	140°	COROMANT
9.30	.366	12.60	.496	27.95	1.100	90°	31.12	1.225	14	R841-0930-30-A1A	☆	☆	☆	☆	☆	☆	14.00	.551	107.00	4.212	52.00	2.047	1.69	.066	140°	COROMANT
10.25	.403	13.80	.543	30.82	1.213	90°	34.27	1.350	14	R841-1025-30-A1A	☆	☆	☆	☆	☆	☆	14.00	.551	107.00	4.212	52.00	2.047	1.87	.073	140°	COROMANT
10.30	.405	13.80	.543	30.95	1.218	90°	34.38	1.354	14	R841-1030-30-A1A	☆	☆	☆	☆	☆	☆	14.00	.551	107.00	4.212	52.00	2.047	1.87	.073	140°	COROMANT
10.40	.409	13.80	.543	31.20	1.228	90°	34.60	1.362	14	R841-1040-30-A1A	☆	☆	☆	☆	☆	☆	14.00	.551	107.00	4.212	52.00	2.047	1.89	.074	140°	COROMANT
10.50	.413	13.80	.543	31.55	1.242	90°	34.91	1.375	14	R841-1050-30-A1A	☆	☆	☆	☆	☆	☆	14.00	.551	107.00	4.212	52.00	2.047	1.91	.075	140°	COROMANT
10.80	.425	14.60	.574	32.40	1.275	90°	36.06	1.420	16	R841-1080-30-A1A	☆	☆	☆	☆	☆	☆	16.00	.629	115.00	4.527	59.00	2.322	1.97	.077	140°	COROMANT
11.00	.433	14.90	.586	33.05	1.301	90°	36.80	1.449	16	R841-1100-30-A1A	☆	☆	☆	☆	☆	☆	16.00	.629	115.00	4.527	59.00	2.322	2.00	.078	140°	COROMANT
11.20	.440	15.10	.594	33.65	1.324	90°	37.43	1.474	16	R841-1120-30-A1A	☆	☆	☆	☆	☆	☆	16.00	.629	115.00	4.527	59.00	2.322	2.04	.080	140°	COROMANT
11.50	.452	15.50	.610	34.50	1.358	90°	38.38	1.511	16	R841-1150-30-A1A	☆	☆	☆	☆	☆	☆	16.00	.629	115.00	4.527	59.00	2.322	2.09	.082	140°	COROMANT
12.00	.472	15.80	.622	36.00	1.417	90°	39.86	1.569	16	R841-1200-30-A1A	☆	☆	☆	☆	☆	☆	16.00	.629	115.00	4.527	59.00	2.322	2.18	.085	140°	COROMANT
12.10	.476	16.30	.641	36.30	1.429	90°	40.38	1.590	18	R841-1210-30-A1A	☆	☆	☆	☆	☆	☆	18.00	.708	123.00	4.842	67.00	2.637	2.20	.086	140°	COROMANT
12.25	.482	16.50	.649	36.77	1.447	90°	40.90	1.610	18	R841-1225-30-A1A	☆	☆	☆	☆	☆	☆	18.00	.708	123.00	4.842	67.00	2.637	2.23	.087	140°	COROMANT
12.50	.492	16.90	.665	37.50	1.476	90°	41.74	1.644	18	R841-1250-30-A1A	☆	☆	☆	☆	☆	☆	18.00	.708	123.00	4.842	67.00	2.637	2.27	.089	140°	COROMANT
13.10	.515	17.70	.696	39.30	1.547	90°	43.74	1.722	18	R841-1310-30-A1A	☆	☆	☆	☆	☆	☆	18.00	.708	123.00	4.842	67.00	2.637	2.38	.093	140°	COROMANT
13.50	.531	17.80	.700	40.55	1.596	90°	44.91	1.768	18	R841-1350-30-A1A	☆	☆	☆	☆	☆	☆	18.00	.708	123.00	4.842	67.00	2.637	2.46	.096	140°	COROMANT
14.00	.551	18.90	.744	42.05	1.655	90°	46.79	1.842	20	R841-1400-30-A1A	☆	☆	☆	☆	☆	☆	20.00	.787	131.00	5.157	78.00	3.070	2.55	.100	140°	COROMANT
14.10	.555	19.00	.748	42.35	1.667	90°	47.10	1.855	20	R841-1410-30-A1A	☆	☆	☆	☆	☆	☆	20.00	.787	131.00	5.157	78.00	3.070	2.57	.101	140°	COROMANT
14.25	.561	19.20	.755	42.82	1.686	90°	47.63	1.875	20	R841-1425-30-A1A	☆	☆	☆	☆	☆	☆	20.00	.787	131.00	5.157	78.00	3.070	2.59	.102	140°	COROMANT
14.50	.570	19.60	.771	43.55	1.714	90°	48.47	1.908	20	R841-1450-30-A1A	☆	☆	☆	☆	☆	☆	20.00	.787	131.00	5.157	78.00	3.070	2.64	.103	140°	COROMANT
15.00	.590	19.80	.779	45.00	1.771	90°	49.85	1.963	20	R841-1500-30-A1A	☆	☆	☆	☆	☆	☆	20.00	.787	131.00	5.157	78.00	3.070	2.73	.107	140°	COROMANT
15.10	.594	19.80	.779	45.35	1.785	90°	50.17	1.975	20	R841-1510-30-A1A	☆	☆	☆	☆	☆	☆	20.00	.787	131.00	5.157	78.00	3.070	2.75	.108	140°	COROMANT
15.50	.610	19.80	.779	46.55	1.832	90°	51.23	2.017	20	R841-1550-30-A1A	☆	☆	☆	☆	☆	☆	20.00	.787	131.00	5.157	78.00	3.070	2.82	.111	140°	COROMANT
16.50	.649	19.80	.779	47.55	1.872	90°	51.90	2.043	20	R841-1650-30-A1A	☆	☆	☆	☆	☆	☆	20.00	.787	131.00	5.157	78.00	3.070	3.00	.118	140°	COROMANT
17.50	.688	19.80	.779	48.55	1.911	90°	52.56	2.070	20	R841-1750-30-A1A	☆	☆	☆	☆	☆	☆	20.00	.787	131.00	5.157	78.00	3.070	3.18	.125	140°	COROMANT

O5

Q5

K252

Q1

Q35

Broca de punta de metal duro soldado Coromant Delta

Mango cilíndrico con plano de apriete, según ISO 9766

Suministro de refrigerante interior



TCHA H9
CNSC 1

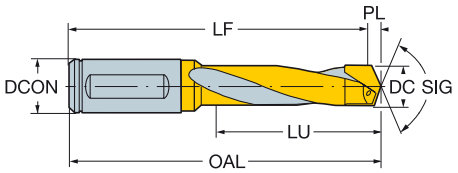

Diseño métrico

DC	DC"	LU	LU"	ULDR	CZC_{MS}	Código de pedido	P P20	M K20	K K20	N K20	H K20	Dimensiones, mm, pulg. DCON	DCON"	OAL	OAL"	PL	PL"	SIG	BSG
9.75	.384	36.70	1.445	3	16	R411.5-10034D9.75		☆	☆	☆	☆	16.00	.629	98.00	3.858	1.77	.069	140°	ISO9766
10.00	.394	36.80	1.449	3	16	R411.5-10034D10.00	☆	☆	☆	☆	☆	16.00	.629	98.00	3.858	1.82	.071	140°	ISO9766
10.00	.394	51.80	2.039	5	16	R411.5-10054D10.00		☆	☆	☆	☆	16.00	.629	113.00	4.448	1.82	.071	140°	ISO9766
10.20	.402	54.80	2.157	5	16	R411.5-10554D10.20	☆					16.00	.629	116.00	4.566	1.86	.073	140°	COROMANT
10.25	.404	38.80	1.528	3	16	R411.5-10534D10.25	☆	☆	☆	☆	☆	16.00	.629	100.00	3.937	1.87	.073	140°	ISO9766
10.50	.413	38.90	1.532	3	16	R411.5-10534D10.50	☆	☆	☆	☆	☆	16.00	.629	100.00	3.937	1.91	.075	140°	ISO9766
10.50	.413	54.90	2.161	5	16	R411.5-10554D10.50	☆					16.00	.629	116.00	4.566	1.91	.075	140°	ISO9766
10.75	.423	40.90	1.610	3	16	R411.5-11034D10.75	☆					16.00	.629	103.00	4.055	1.96	.077	140°	ISO9766
11.00	.433	41.00	1.614	3	16	R411.5-11034D11.00	☆					16.00	.629	103.00	4.055	2.00	.078	140°	ISO9766
11.00	.433	57.00	2.244	5	16	R411.5-11054D11.00	☆					16.00	.629	120.00	4.724	2.00	.078	140°	ISO9766
11.25	.443	42.10	1.657	3	16	R411.5-11534D11.25	☆					16.00	.629	105.00	4.133	2.05	.080	140°	ISO9766
11.50	.453	42.10	1.657	3	16	R411.5-11534D11.50	☆					16.00	.629	105.00	4.133	2.09	.082	140°	ISO9766
11.50	.453	60.10	2.366	5	16	R411.5-11554D11.50	☆					16.00	.629	122.00	4.803	2.09	.082	140°	ISO9766
11.75	.463	44.20	1.740	3	16	R411.5-12034D11.75	☆	☆	☆	☆	☆	16.00	.629	108.00	4.251	2.14	.084	140°	ISO9766
12.00	.472	44.20	1.740	3	16	R411.5-12034D12.00	☆	☆	☆	☆	☆	16.00	.629	108.00	4.251	2.18	.085	140°	ISO9766
12.00	.472	62.20	2.449	5	16	R411.5-12054D12.00	☆	☆	☆	☆	☆	16.00	.629	126.00	4.960	2.18	.085	140°	ISO9766
12.25	.482	65.30	2.571	5	16	R411.5-12554D12.25	☆					16.00	.629	133.00	5.236	2.23	.087	140°	COROMANT
12.50	.492	46.30	1.823	3	16	R411.5-12534D12.50	☆	☆	☆	☆	☆	16.00	.629	113.00	4.448	2.27	.089	140°	ISO9766
12.50	.492	65.30	2.571	5	16	R411.5-12554D12.50	☆	☆	☆	☆	☆	16.00	.629	133.00	5.236	2.27	.089	140°	ISO9766
12.75	.502	48.30	1.902	3	16	R411.5-13034D12.75	☆					16.00	.629	113.00	4.448	2.32	.091	140°	ISO9766
13.00	.512	48.30	1.902	3	16	R411.5-13034D13.00	☆	☆	☆	☆	☆	16.00	.629	113.00	4.448	2.37	.093	140°	ISO9766
13.00	.512	67.30	2.650	5	16	R411.5-13054D13.00	☆	☆	☆	☆	☆	16.00	.629	133.00	5.236	2.37	.093	140°	ISO9766
13.25	.522	49.40	1.945	3	16	R411.5-13534D13.25	☆					16.00	.629	118.00	4.645	2.41	.094	140°	ISO9766
13.50	.531	49.40	1.945	3	16	R411.5-13534D13.50	☆	☆	☆	☆	☆	16.00	.629	118.00	4.645	2.46	.096	140°	ISO9766
13.50	.531	70.40	2.772	5	16	R411.5-13554D13.50	☆					16.00	.629	139.00	5.472	2.46	.096	140°	ISO9766
13.75	.541	51.50	2.028	3	16	R411.5-14034D13.75	☆					16.00	.629	118.00	4.645	2.50	.098	140°	ISO9766
14.00	.551	51.60	2.032	3	16	R411.5-14034D14.00	☆	☆	☆	☆	☆	16.00	.629	118.00	4.645	2.55	.100	140°	ISO9766
14.00	.551	72.60	2.858	5	16	R411.5-14054D14.00	☆	☆	☆	☆	☆	16.00	.629	139.00	5.472	2.55	.100	140°	ISO9766
14.25	.561	53.60	2.110	3	20	R411.5-14534D14.25	☆	☆	☆	☆	☆	20.00	.787	123.00	4.842	2.59	.102	140°	ISO9766
14.50	.571	53.70	2.114	3	20	R411.5-14534D14.50	☆	☆	☆	☆	☆	20.00	.787	123.00	4.842	2.64	.103	140°	ISO9766
14.50	.571	75.70	2.980	5	20	R411.5-14554D14.50	☆	☆	☆	☆	☆	20.00	.787	146.00	5.748	2.64	.103	140°	ISO9766
15.00	.591	55.80	2.197	3	20	R411.5-15034D15.00	☆	☆	☆	☆	☆	20.00	.787	123.00	4.842	2.73	.107	140°	ISO9766
15.00	.591	77.80	3.063	5	20	R411.5-15054D15.00	☆	☆	☆	☆	☆	20.00	.787	146.00	5.748	2.73	.107	140°	ISO9766
15.10	.594	80.80	3.181	5	20	R411.5-15554D15.10		☆	☆	☆	☆	20.00	.787	152.00	5.984	2.75	.108	140°	COROMANT
15.25	.600	56.80	2.236	3	20	R411.5-15534D15.25	☆	☆	☆	☆	☆	20.00	.787	128.00	5.039	2.78	.109	140°	ISO9766
15.25	.600	80.80	3.181	5	20	R411.5-15554D15.25	☆					20.00	.787	152.00	5.984	2.78	.109	140°	ISO9766
15.50	.610	56.80	2.236	3	20	R411.5-15534D15.50	☆					20.00	.787	128.00	5.039	2.82	.111	140°	ISO9766
15.50	.610	80.80	3.181	5	20	R411.5-15554D15.50	☆	☆	☆	☆	☆	20.00	.787	152.00	5.984	2.82	.111	140°	ISO9766
15.75	.620	58.80	2.315	3	20	R411.5-16034D15.75	☆	☆	☆	☆	☆	20.00	.787	128.00	5.039	2.87	.112	140°	ISO9766
16.00	.630	58.90	2.319	3	20	R411.5-16034D16.00	☆	☆	☆	☆	☆	20.00	.787	128.00	5.039	2.91	.114	140°	ISO9766
16.00	.630	82.90	3.264	5	20	R411.5-16054D16.00	☆	☆	☆	☆	☆	20.00	.787	152.00	5.984	2.91	.114	140°	ISO9766
16.25	.640	60.90	2.398	3	20	R411.5-16534D16.25	☆					20.00	.787	133.00	5.236	2.96	.116	140°	ISO9766
16.50	.650	61.00	2.402	3	20	R411.5-16534D16.50	☆	☆	☆	☆	☆	20.00	.787	133.00	5.236	3.00	.118	140°	ISO9766
16.50	.650	86.00	3.386	5	20	R411.5-16554D16.50	☆	☆	☆	☆	☆	20.00	.787	159.00	6.259	3.00	.118	140°	ISO9766
16.75	.659	63.10	2.484	3	20	R411.5-17034D16.75	☆	☆	☆	☆	☆	20.00	.787	133.00	5.236	3.05	.120	140°	ISO9766
17.00	.669	63.10	2.484	3	20	R411.5-17034D17.00	☆	☆	☆	☆	☆	20.00	.787	133.00	5.236	3.09	.121	140°	ISO9766
17.00	.669	88.10	3.469	5	20	R411.5-17054D17.00	☆	☆	☆	☆	☆	20.00	.787	159.00	6.259	3.09	.121	140°	ISO9766
17.50	.689	64.20	2.528	3	20	R411.5-17534D17.50	☆	☆	☆	☆	☆	20.00	.787	136.00	5.354	3.18	.125	140°	ISO9766
17.50	.689	88.20	3.472	5	20	R411.5-17554D17.50	☆	☆	☆	☆	☆	20.00	.787	163.00	6.417	3.18	.125	140°	ISO9766

O5 Q5 K250 K252 Q1 Q35

SANDVIK Coromant

Broca de punta de metal duro soldado Coromant Delta

Mango cilíndrico con plano de apriete, según ISO 9766

Suministro de refrigerante interior



TCHA H9
CNSC 1

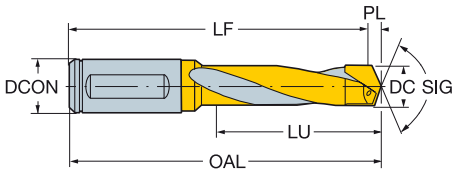

Diseño métrico

DC	DC"	LU	LU"	ULDR	CZC_{MS}	Código de pedido	P	M	K	N	H	Dimensiones, mm, pulg. DCON	DCON"	OAL	OAL"	PL	PL"	SIG	BSG
							P20	K20	K20	K20	K20								
17.75	.699	66.30	2.610	3	20	R411.5-18034D17.75	☆					20.00	.787	136.00	5.354	3.23	.127	140°	ISO9766
18.00	.709	66.30	2.610	3	20	R411.5-18034D18.00	☆	☆	☆	☆	☆	20.00	.787	136.00	5.354	3.28	.128	140°	ISO9766
18.00	.709	93.30	3.673	5	20	R411.5-18054D18.00	☆	☆	☆	☆	☆	20.00	.787	163.00	6.417	3.28	.128	140°	ISO9766
18.50	.728	68.30	2.689	3	20	R411.5-18534D18.50	☆	☆	☆	☆	☆	20.00	.787	139.00	5.472	3.37	.132	140°	ISO9766
18.50	.728	96.30	3.791	5	20	R411.5-18554D18.50	☆					20.00	.787	167.00	6.574	3.37	.132	140°	ISO9766
18.75	.738	70.40	2.772	3	25	R411.5-19034D18.75	☆					25.00	.984	149.00	5.866	3.41	.134	140°	ISO9766
19.00	.748	70.40	2.772	3	25	R411.5-19034D19.00	☆	☆	☆	☆	☆	25.00	.984	149.00	5.866	3.46	.136	140°	ISO9766
19.00	.748	98.40	3.874	5	25	R411.5-19054D19.00	☆					25.00	.984	178.00	7.007	3.46	.136	140°	ISO9766
19.25	.758	71.50	2.815	3	25	R411.5-19534D19.25	☆					25.00	.984	154.00	6.062	3.50	.137	140°	ISO9766
19.50	.768	71.60	2.819	3	25	R411.5-19534D19.50	☆					25.00	.984	154.00	6.062	3.55	.139	140°	ISO9766
19.50	.768	101.60	4.000	5	25	R411.5-19554D19.50	☆	☆	☆	☆	☆	25.00	.984	184.00	7.244	3.55	.139	140°	ISO9766
19.75	.778	73.60	2.898	3	25	R411.5-20034D19.75	☆	☆	☆	☆	☆	25.00	.984	154.00	6.062	3.59	.141	140°	ISO9766
20.00	.787	73.70	2.902	3	25	R411.5-20034D20.00	☆	☆	☆	☆	☆	25.00	.984	154.00	6.062	3.64	.143	140°	ISO9766
20.00	.787	103.70	4.083	5	25	R411.5-20054D20.00	☆	☆	☆	☆	☆	25.00	.984	184.00	7.244	3.64	.143	140°	ISO9766
20.50	.807	75.80	2.984	3	25	R411.5-20534D20.50	☆	☆	☆	☆	☆	25.00	.984	159.00	6.259	3.73	.146	140°	ISO9766
21.00	.827	77.80	3.063	3	25	R411.5-21034D21.00	☆	☆	☆	☆	☆	25.00	.984	159.00	6.259	3.82	.150	140°	ISO9766
21.50	.846	78.90	3.106	3	25	R411.5-21534D21.50	☆	☆	☆	☆	☆	25.00	.984	164.00	6.456	3.91	.154	140°	ISO9766
22.00	.866	81.00	3.189	3	25	R411.5-22034D22.00	☆	☆	☆	☆	☆	25.00	.984	164.00	6.456	4.00	.157	140°	ISO9766
22.50	.886	83.10	3.272	3	25	R411.5-22534D22.50	☆	☆	☆	☆	☆	25.00	.984	168.00	6.614	4.09	.161	140°	ISO9766
23.00	.906	85.20	3.354	3	25	R411.5-23034D23.00	☆	☆	☆	☆	☆	25.00	.984	168.00	6.614	4.19	.164	140°	ISO9766
23.50	.925	86.30	3.398	3	25	R411.5-23534D23.50	☆	☆	☆	☆	☆	25.00	.984	174.00	6.850	4.28	.168	140°	ISO9766
24.00	.945	88.30	3.476	3	25	R411.5-24034D24.00	☆	☆	☆	☆	☆	25.00	.984	174.00	6.850	4.37	.171	140°	ISO9766
24.50	.965	90.40	3.559	3	32	R411.5-24534D24.50	☆	☆	☆	☆	☆	32.00	1.259	183.00	7.204	4.46	.175	140°	ISO9766
25.00	.984	92.60	3.646	3	32	R411.5-25034D25.00	☆	☆	☆	☆	☆	32.00	1.259	183.00	7.204	4.55	.179	140°	ISO9766
25.50	1.004	93.70	3.689	3	32	R411.5-25534D25.50	☆					32.00	1.259	189.00	7.440	4.64	.182	140°	ISO9766
26.00	1.024	95.80	3.772	3	32	R411.5-26034D26.00	☆	☆	☆	☆	☆	32.00	1.259	189.00	7.440	4.73	.186	140°	ISO9766
26.50	1.043	97.80	3.850	3	32	R411.5-26534D26.50	☆	☆	☆	☆	☆	32.00	1.259	193.00	7.598	4.82	.189	140°	ISO9766
27.00	1.063	99.90	3.933	3	32	R411.5-27034D27.00	☆					32.00	1.259	193.00	7.598	4.91	.193	140°	ISO9766
28.00	1.102	103.10	4.059	3	32	R411.5-28034D28.00	☆					32.00	1.259	199.00	7.834	5.10	.200	140°	ISO9766
28.50	1.122	105.20	4.142	3	32	R411.5-28534D28.50	☆	☆	☆	☆	☆	32.00	1.259	204.00	8.031	5.19	.204	140°	ISO9766
30.00	1.181	110.40	4.346	3	32	R411.5-30034D30.00	☆					32.00	1.259	208.00	8.188	5.46	.214	140°	ISO9766

Broca de punta de metal duro soldado Coromant Delta

Mango cilíndrico con plano de apriete, según ISO 9766

Suministro de refrigerante interior



TCHA H9
CNSC 1

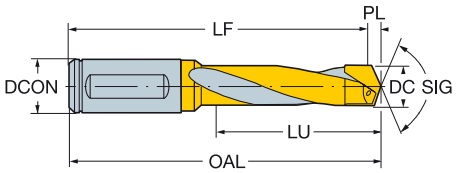

Diseño en pulgadas

DC	DC"	LU	LU"	ULDR	CZC_{MS}	Código de pedido	P P20	M K20	K K20	N K20	H K20	Dimensiones, mm, pulg. DCON	DCON"	OAL	OAL"	PL	PL"	SIG	BSG
9.52	.375	36.80	1.449	3	5/8	RA411.5-2534D0.3750	☆	☆	☆	☆	☆	15.87	.625	98.04	3.860	1.73	.068	140°	ISO9766
9.52	.375	51.80	2.039	5	5/8	RA411.5-2554D0.3750	☆					15.87	.625	113.03	4.450	1.73	.068	140°	ISO9766
10.31	.406	38.90	1.532	3	5/8	RA411.5-2634D0.4062	☆					15.87	.625	100.07	3.940	1.88	.073	140°	ISO9766
10.31	.406	54.90	2.161	5	5/8	RA411.5-2654D0.4062	☆					15.87	.625	116.07	4.570	1.88	.073	140°	ISO9766
10.71	.422	41.00	1.614	3	5/8	RA411.5-2734D0.4219	☆	☆	☆	☆	☆	15.87	.625	103.12	4.060	1.95	.076	140°	ISO9766
10.71	.422	57.10	2.248	5	5/8	RA411.5-2754D0.4219	☆	☆	☆	☆	☆	15.87	.625	119.88	4.720	1.95	.076	140°	ISO9766
11.11	.438	41.90	1.650	3	5/8	RA411.5-2834D0.4375	☆	☆	☆	☆	☆	15.87	.625	104.90	4.130	2.02	.079	140°	ISO9766
11.11	.438	59.90	2.358	5	5/8	RA411.5-2854D0.4375	☆	☆	☆	☆	☆	15.87	.625	121.92	4.800	2.02	.079	140°	ISO9766
11.50	.453	44.00	1.732	3	5/8	RA411.5-3034D0.4531		☆	☆	☆	☆	15.87	.625	107.95	4.250	2.09	.082	140°	ISO9766
11.50	.453	62.00	2.441	5	5/8	RA411.5-3054D0.4531	☆					15.87	.625	125.98	4.960	2.09	.082	140°	ISO9766
11.90	.469	44.00	1.732	3	5/8	RA411.5-3034D0.4688	☆					15.87	.625	107.95	4.250	2.17	.085	140°	ISO9766
11.90	.469	62.20	2.449	5	5/8	RA411.5-3054D0.4688	☆					15.87	.625	125.98	4.960	2.17	.085	140°	ISO9766
12.30	.484	46.20	1.819	3	5/8	RA411.5-3134D0.4844	☆					15.87	.625	113.03	4.450	2.24	.088	140°	ISO9766
12.30	.484	65.20	2.567	5	5/8	RA411.5-3154D0.4844	☆					15.87	.625	133.09	5.240	2.24	.088	140°	ISO9766
12.70	.500	48.30	1.902	3	5/8	RA411.5-3234D0.5000	☆					15.87	.625	113.03	4.450	2.31	.090	140°	ISO9766
12.70	.500	67.30	2.650	5	5/8	RA411.5-3254D0.5000	☆					15.87	.625	133.09	5.240	2.31	.090	140°	ISO9766
13.49	.531	49.40	1.945	3	5/8	RA411.5-3434D0.5312	☆	☆	☆	☆	☆	15.87	.625	118.11	4.650	2.46	.096	140°	ISO9766
13.49	.531	70.60	2.780	5	5/8	RA411.5-3454D0.5312	☆	☆	☆	☆	☆	15.87	.625	134.87	5.310	2.46	.096	140°	ISO9766
13.89	.547	51.60	2.032	3	5/8	RA411.5-3534D0.5469	☆					15.87	.625	118.11	4.650	2.53	.099	140°	ISO9766
13.89	.547	72.60	2.858	5	5/8	RA411.5-3554D0.5469	☆					15.87	.625	138.93	5.470	2.53	.099	140°	ISO9766
14.28	.563	53.70	2.114	3	3/4	RA411.5-3634D0.5625	☆					19.05	.750	122.93	4.840	2.60	.102	140°	ISO9766
14.28	.563	75.50	2.972	5	3/4	RA411.5-3654D0.5625	☆	☆	☆	☆	☆	19.05	.750	146.05	5.750	2.60	.102	140°	ISO9766
15.87	.625	58.80	2.315	3	3/4	RA411.5-4034D0.6250	☆					19.05	.750	128.01	5.040	2.89	.113	140°	ISO9766
15.87	.625	82.90	3.264	5	3/4	RA411.5-4054D0.6250	☆					19.05	.750	151.89	5.980	2.89	.113	140°	ISO9766
16.27	.641	60.80	2.394	3	3/4	RA411.5-4134D0.6406	☆					19.05	.750	133.09	5.240	2.96	.116	140°	ISO9766
16.66	.656	63.00	2.480	3	3/4	RA411.5-4234D0.6562	☆	☆	☆	☆	☆	19.05	.750	133.09	5.240	3.03	.119	140°	ISO9766
16.66	.656	88.10	3.469	5	3/4	RA411.5-4254D0.6562	☆	☆	☆	☆	☆	19.05	.750	159.00	6.260	3.03	.119	140°	ISO9766
17.06	.672	64.00	2.520	3	3/4	RA411.5-4434D0.6719	☆					19.05	.750	135.89	5.350	3.11	.122	140°	ISO9766
17.46	.687	64.10	2.524	3	3/4	RA411.5-4434D0.6875	☆	☆	☆	☆	☆	19.05	.750	135.89	5.350	3.18	.125	140°	ISO9766
17.46	.687	91.00	3.583	5	3/4	RA411.5-4454D0.6875	☆	☆	☆	☆	☆	19.05	.750	159.00	6.260	3.18	.125	140°	ISO9766
17.85	.703	93.20	3.669	5	3/4	RA411.5-4554D0.7031		☆	☆	☆	☆	19.05	.750	163.06	6.420	3.25	.127	140°	ISO9766
18.25	.719	68.40	2.693	3	3/4	RA411.5-4634D0.7188	☆					19.05	.750	138.93	5.470	3.32	.130	140°	ISO9766
18.25	.719	96.30	3.791	5	3/4	RA411.5-4654D0.7188		☆	☆	☆	☆	19.05	.750	166.87	6.570	3.32	.130	140°	ISO9766
18.65	.734	98.40	3.874	5	1	RA411.5-4754D0.7344	☆					25.40	1.000	178.05	7.010	3.39	.133	140°	ISO9766
19.05	.750	71.60	2.819	3	1	RA411.5-4934D0.7500	☆					25.40	1.000	153.92	6.060	3.47	.136	140°	ISO9766
19.05	.750	101.60	4.000	5	1	RA411.5-4954D0.7500	☆	☆	☆	☆	☆	25.40	1.000	183.89	7.240	3.47	.136	140°	ISO9766
19.44	.766	71.70	2.823	3	1	RA411.5-4934D0.7656	☆					25.40	1.000	153.92	6.060	3.54	.139	140°	ISO9766
19.84	.781	73.70	2.902	3	1	RA411.5-5034D0.7812	☆					25.40	1.000	153.92	6.060	3.61	.142	140°	ISO9766
20.63	.813	77.70	3.059	3	1	RA411.5-5234D0.8125	☆	☆	☆	☆	☆	25.40	1.000	159.00	6.260	3.76	.147	140°	ISO9766
21.42	.844	78.90	3.106	3	1	RA411.5-5434D0.8437	☆					25.40	1.000	164.08	6.460	3.90	.153	140°	ISO9766
22.22	.875	83.10	3.272	3	1	RA411.5-5634D0.8750	☆	☆	☆	☆	☆	25.40	1.000	167.89	6.610	4.04	.159	140°	ISO9766
22.62	.891	85.10	3.350	3	1	RA411.5-5734D0.8906	☆					25.40	1.000	167.89	6.610	4.12	.162	140°	ISO9766
23.81	.938	88.40	3.480	3	1	RA411.5-6034D0.9375	☆					25.40	1.000	173.99	6.850	4.33	.170	140°	ISO9766
25.00	.984	93.50	3.681	3	1 1/4	RA411.5-6434D0.9844	☆					31.75	1.250	188.97	7.440	4.55	.179	140°	ISO9766
25.40	1.000	93.50	3.681	3	1 1/4	RA411.5-6434D1.0000	☆					31.75	1.250	188.97	7.440	4.62	.181	140°	ISO9766

O5 Q5 K250 K252 Q1 Q35

SANDVIK Coromant

Broca de punta de metal duro soldado Coromant Delta

Mango cilíndrico con plano de apriete, según ISO 9766

Suministro de refrigerante interior



TCHA H9
CNSC 1

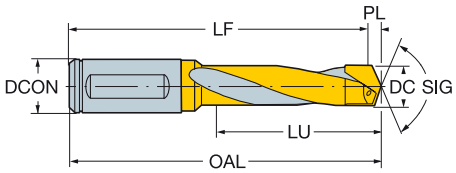

Diámetro seleccionable

DCN	DCX	LU	LU"	CZC_{MS}	Código de pedido	P	M	K	N	H	Dimensiones, mm, pulg. DCON	DCON"	OAL	OAL"	SIG	BSG
						P20	K20	K20	K20	K20						
9.50	10.00	36.80	1.449	16	R411.5-10034D	☆	☆	☆	☆	☆	16.00	.629	98.00	3.858	140°	ISO9766
9.50	10.00	51.80	2.039	16	R411.5-10054D	☆					16.00	.629	113.00	4.448	140°	ISO9766
10.01	10.50	38.90	1.532	16	R411.5-10534D	☆					16.00	.629	100.00	3.937	140°	ISO9766
10.01	10.50	54.90	2.161	16	R411.5-10554D	☆					16.00	.629	116.00	4.566	140°	ISO9766
11.01	11.50	42.10	1.657	16	R411.5-11534D	☆					16.00	.629	105.00	4.133	140°	ISO9766
11.51	12.00	44.20	1.740	16	R411.5-12034D	☆					16.00	.629	108.00	4.251	140°	ISO9766
13.01	13.50	70.40	2.772	16	R411.5-13554D	☆					16.00	.629	139.00	5.472	140°	ISO9766
14.01	14.50	53.70	2.114	20	R411.5-14534D	☆					20.00	.787	123.00	4.842	140°	ISO9766
14.01	14.50	75.70	2.980	20	R411.5-14554D	☆					20.00	.787	146.00	5.748	140°	ISO9766
15.01	15.50	56.80	2.236	20	R411.5-15534D	☆					20.00	.787	128.00	5.039	140°	ISO9766
15.51	16.00	58.90	2.319	20	R411.5-16034D	☆	☆	☆	☆	☆	20.00	.787	128.00	5.039	140°	ISO9766
16.01	16.50	61.00	2.402	20	R411.5-16534D	☆					20.00	.787	133.00	5.236	140°	ISO9766
16.01	16.50	86.00	3.386	20	R411.5-16554D	☆					20.00	.787	159.00	6.259	140°	ISO9766
16.51	17.00	88.10	3.469	20	R411.5-17054D	☆	☆	☆	☆	☆	20.00	.787	159.00	6.259	140°	ISO9766
17.01	17.50	88.20	3.472	20	R411.5-17554D	☆					20.00	.787	163.00	6.417	140°	ISO9766
17.51	18.00	66.30	2.610	20	R411.5-18034D		☆	☆	☆	☆	20.00	.787	136.00	5.354	140°	ISO9766
18.01	18.50	68.30	2.689	20	R411.5-18534D	☆					20.00	.787	139.00	5.472	140°	ISO9766
19.01	19.50	71.60	2.819	25	R411.5-19534D	☆					25.00	.984	154.00	6.062	140°	ISO9766
20.01	20.50	75.80	2.984	25	R411.5-20534D	☆	☆	☆	☆	☆	25.00	.984	159.00	6.259	140°	ISO9766
20.51	21.00	77.80	3.063	25	R411.5-21034D	☆					25.00	.984	159.00	6.259	140°	ISO9766
21.01	21.50	78.90	3.106	25	R411.5-21534D		☆	☆	☆	☆	25.00	.984	164.00	6.456	140°	ISO9766
21.51	22.00	81.00	3.189	25	R411.5-22034D		☆	☆	☆	☆	25.00	.984	164.00	6.456	140°	ISO9766
22.01	22.50	83.10	3.272	25	R411.5-22534D	☆	☆	☆	☆	☆	25.00	.984	168.00	6.614	140°	ISO9766
22.51	23.00	85.20	3.354	25	R411.5-23034D	☆					25.00	.984	168.00	6.614	140°	ISO9766
23.51	24.00	88.30	3.476	25	R411.5-24034D	☆					25.00	.984	174.00	6.850	140°	ISO9766
24.51	25.00	92.60	3.646	32	R411.5-25034D		☆	☆	☆	☆	32.00	1.259	183.00	7.204	140°	ISO9766
25.01	25.50	93.70	3.689	32	R411.5-25534D	☆					32.00	1.259	189.00	7.440	140°	ISO9766
25.51	26.00	95.80	3.772	32	R411.5-26034D	☆					32.00	1.259	189.00	7.440	140°	ISO9766
27.01	27.50	101.00	3.976	32	R411.5-27534D	☆					32.00	1.259	199.00	7.834	140°	ISO9766
28.51	29.00	107.30	4.224	32	R411.5-29034D	☆					32.00	1.259	204.00	8.031	140°	ISO9766

Ejemplo de pedido: R411.5-16534D*16.30*P20

Broca sacamachos

Para sacar machos rotos o taladrar materiales difíciles

TCHA H13
CNSC 0

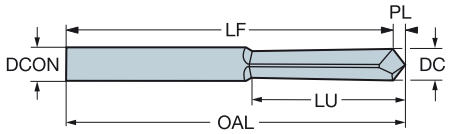

							Dimensiones, mm, pulg.									
DC	DC"	LU	LU"	ULDR	CZC_{MS}	**Código de pedido**	DCON	DCON"	OAL	OAL"	LCF	LCF"	PL	PL"	SIG	BSG
2.00	.079	10.00	.394	5	2	**HC 2**	2.00	.078	30.28	1.192	10.00	.393	0.58	.022	120°	COROMANT
3.00	.118	15.00	.591	5	3	**HC 3**	3.00	.118	40.28	1.586	15.00	.590	0.87	.034	120°	COROMANT
4.00	.157	20.00	.787	5	4	**HC 4**	4.00	.157	45.28	1.783	20.00	.787	1.15	.045	120°	COROMANT
5.00	.197	25.00	.984	5	5	**HC 5**	5.00	.196	50.28	1.979	25.00	.984	1.44	.056	120°	COROMANT
6.00	.236	30.00	1.181	5	6	**HC 6**	6.00	.236	58.26	2.294	30.00	1.181	1.73	.068	120°	COROMANT

Ejemplo de pedido para 2 juegos: 2 juegos HC 23456
Ejemplo de pedido para 6 unidades de brocas HC2: 2 unidades HC2

O5

ISO 13399 Q1

CNSC CXSC Q35

Broca de metal duro integral CoroDrill® 452

Para máquinas manuales

Broca de alta precisión con guía para materiales CFRP en capas metálicas

TCHA H9
CNSC 0

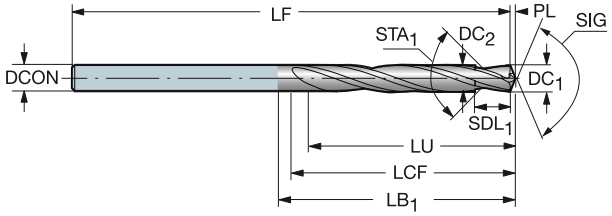

											M	N	S	O	Dimensiones, mm, pulg.									
DC_1	DC_1"	DC_2	DC_2"	SDL	SDL"	STA	LU	LU"	CZC_{MS}	**Código de pedido**	H10F	H10F	H10F	H10F	DCON	DCON"	OAL	OAL"	LCF	LCF"	PL	PL"	SIG	BSG
3.37	.132	4.17	.164	9.52	.375	155°	47.40	1.866	4	**452.4-0417-034A0-CM**	☆	☆	☆	☆	4.17	.164	101.60	4.000	50.80	2.000	0.70	.027	135°	COROMANT
4.06	.159	4.83	.190	9.52	.375	155°	47.00	1.850	4	**452.4-0483-034A0-CM**	☆	☆	☆	☆	4.83	.190	101.60	4.000	50.80	2.000	0.84	.033	135°	COROMANT
4.76	.187	5.56	.218	9.52	.375	155°	46.80	1.843	7/32	**452.4-0556-034A0-CM**	☆	☆	☆	☆	5.55	.218	101.60	4.000	50.80	2.000	0.99	.038	135°	COROMANT
5.56	.218	6.35	.250	9.52	.375	155°	46.30	1.823	1/4	**452.4-0635-034A0-CM**	☆	☆	☆	☆	6.35	.250	101.60	4.000	50.80	2.000	1.15	.045	135°	COROMANT
7.14	.281	7.94	.312	9.52	.375	155°	46.00	1.811	5/16	**452.4-0794-034A0-CM**	☆	☆	☆	☆	7.93	.312	101.60	4.000	50.80	2.000	1.48	.058	135°	COROMANT
8.73	.343	9.53	.375	9.52	.375	155°	45.60	1.795	3/8	**452.4-0953-034A0-CM**	☆	☆	☆	☆	9.52	.375	101.60	4.000	50.80	2.000	1.81	.071	135°	COROMANT
10.3	.406	11.1	.437	9.52	.375	155°	45.20	1.780	7/16	**452.4-1112-034A0-CM**	☆	☆	☆	☆	11.11	.437	101.60	4.000	50.80	2.000	2.14	.084	135°	COROMANT
11.9	.468	12.7	.500	9.52	.375	155°	43.00	1.693	1/2	**452.4-1270-034A0-CM**	☆	☆	☆	☆	12.70	.500	101.60	4.000	50.80	2.000	2.47	.097	135°	COROMANT

O5

Q1

Q35

Broca de metal duro integral CoroDrill® 452

Para máquinas manuales

Broca para materiales CFRP en capas metálicas

TCHA H9
CNSC 0

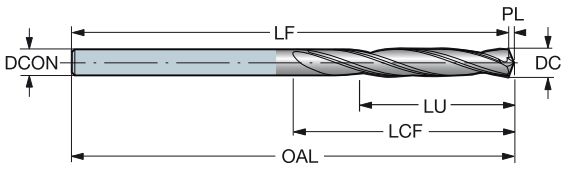

							M	N	S	O	Dimensiones, mm, pulg.									
DC	DC"	LU	LU"	ULDR	CZC_{MS}	Código de pedido	H10F	H10F	H10F	H10F	DCON	DCON"	OAL	OAL"	LCF	LCF"	PL	PL"	SIG	BSG
2.50	.098	47.05	1.853	18	2	452.1-0250-044A0-CM	☆	☆	☆	☆	2.50	.098	102.06	4.018	50.80	2.000	0.52	.020	135°	COROMANT
3.26	.128	45.90	1.807	14	3	452.1-0326-044A0-CM	☆	☆	☆	☆	3.26	.128	102.20	4.023	50.80	2.000	0.68	.026	135°	COROMANT
4.17	.164	44.54	1.754	10	4	452.1-0417-044A0-CM	☆	☆	☆	☆	4.17	.164	102.37	4.030	50.80	2.000	0.86	.034	135°	COROMANT
4.83	.190	43.55	1.715	9	4	452.1-0483-044A0-CM	☆	☆	☆	☆	4.83	.190	102.50	4.035	50.80	2.000	1.00	.039	135°	COROMANT
5.56	.219	42.46	1.672	7	7/32	452.1-0556-044A0-CM	☆	☆	☆	☆	5.55	.218	102.63	4.040	50.80	2.000	1.15	.045	135°	COROMANT
6.35	.250	41.27	1.625	6	1/4	452.1-0635-044A0-CM	☆	☆	☆	☆	6.35	.250	102.78	4.046	50.80	2.000	1.32	.051	135°	COROMANT
7.94	.313	38.89	1.531	4	5/16	452.1-0794-044A0-CM	☆	☆	☆	☆	7.93	.312	103.08	4.058	50.80	2.000	1.64	.064	135°	COROMANT
9.53	.375	36.50	1.437	3	3/8	452.1-0953-044A0-CM	☆	☆	☆	☆	9.52	.375	103.37	4.069	50.80	2.000	1.97	.077	135°	COROMANT
11.11	.437	34.12	1.343	3	7/16	452.1-1112-044A0-CM	☆	☆	☆	☆	11.11	.437	103.67	4.081	50.80	2.000	2.30	.090	135°	COROMANT
12.70	.500	31.75	1.250	2	1/2	452.1-1270-044A0-CM	☆	☆	☆	☆	12.70	.500	103.96	4.093	50.80	2.000	2.63	.103	135°	COROMANT

O5

ISO 13399 Q1

CNSC CXSC Q35

Broca de metal duro integral CoroDrill® 452

Para máquinas manuales

Broca para materiales CFRP

TCHA H9
CNSC 0

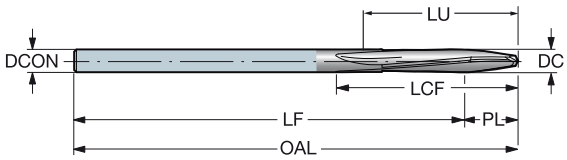

DC	DC"	LU	LU"	ULDR	CZC_{MS}	Código de pedido	0 H10F	Dimensiones, mm, pulg. DCON	DCON"	OAL	OAL"	LCF	LCF"	PL	PL"	SIG	BSG
2.50	.098	47.05	1.853	18	2	**452.1-0250-044A0-C**	☆	2.50	.098	102.27	4.026	50.80	2.000	0.75	.029	118°	COROMANT
3.26	.128	45.90	1.807	14	3	**452.1-0326-044A0-C**	☆	3.26	.128	102.48	4.034	50.80	2.000	0.98	.038	118°	COROMANT
4.17	.164	44.54	1.754	10	4	**452.1-0417-044A0-C**	☆	4.17	.164	102.72	4.044	50.80	2.000	1.25	.049	118°	COROMANT
4.83	.190	43.55	1.715	9	4	**452.1-0483-044A0-C**	☆	4.83	.190	102.90	4.051	50.80	2.000	1.45	.057	118°	COROMANT
5.56	.219	42.46	1.672	7	7/32	**452.1-0556-044A0-C**	☆	5.55	.218	103.10	4.059	50.80	2.000	1.67	.065	118°	COROMANT
6.35	.250	41.27	1.625	6	1/4	**452.1-0635-044A0-C**	☆	6.35	.250	103.31	4.067	50.80	2.000	1.91	.075	118°	COROMANT
7.94	.313	38.89	1.531	4	5/16	**452.1-0794-044A0-C**	☆	7.93	.312	103.74	4.084	50.80	2.000	2.39	.093	118°	COROMANT
9.53	.375	36.50	1.437	3	3/8	**452.1-0953-044A0-C**	☆	9.52	.375	104.17	4.101	50.80	2.000	2.86	.112	118°	COROMANT
11.11	.437	34.12	1.343	3	7/16	**452.1-1112-044A0-C**	☆	11.11	.437	104.60	4.118	50.80	2.000	3.34	.131	118°	COROMANT
12.70	.500	31.75	1.250	2	1/2	**452.1-1270-044A0-C**	☆	12.70	.500	105.03	4.135	50.80	2.000	3.82	.150	118°	COROMANT

O5

ISO 13399 Q1

Q35

Escariador de metal duro integral CoroDrill® 452

Para máquinas manuales

CNSC 0

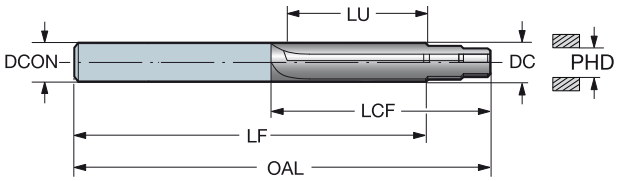

DC	DC"	LU	LU"	CZC_{MS}	Código de pedido	M H10F	N H10F	S H10F	O H10F	Dimensiones, mm, pulg. DCON	DCON"	PHD	PHD"	APMX	APMX"	LF	LF"	L	L"	BSG
4.17	.164	30.30	1.192	4	**452.R-0417-032A0-C**				☆	4.17	.164	2.56	.101	0.30	.011	30.30	1.192	50.80	2.000	COROMANT
		30.30	1.192	4	**452.R-0417-032A0-CM**	☆	☆	☆	☆	4.17	.164	2.56	.101	0.30	.011	30.30	1.192	50.80	2.000	COROMANT
4.83	.190	30.30	1.192	4	**452.R-0483-032A0-C**				☆	4.83	.190	3.22	.127	0.30	.011	30.30	1.192	50.80	2.000	COROMANT
		30.30	1.192	4	**452.R-0483-032A0-CM**	☆	☆	☆	☆	4.83	.190	3.22	.127	0.30	.011	30.30	1.192	50.80	2.000	COROMANT
5.56	.218	30.30	1.192	7/32	**452.R-0556-032A0-C**				☆	5.55	.218	3.95	.155	0.30	.011	30.30	1.192	50.80	2.000	COROMANT
		30.30	1.192	7/32	**452.R-0556-032A0-CM**	☆	☆	☆	☆	5.55	.218	3.95	.155	0.30	.011	30.30	1.192	50.80	2.000	COROMANT
6.35	.250	30.30	1.192	1/4	**452.R-0635-032A0-C**				☆	6.35	.250	4.75	.187	0.30	.011	30.30	1.192	50.80	2.000	COROMANT
		30.30	1.192	1/4	**452.R-0635-032A0-CM**	☆	☆	☆	☆	6.35	.250	4.75	.187	0.30	.011	30.30	1.192	50.80	2.000	COROMANT
7.94	.312	27.10	1.066	5/16	**452.R-0794-029A0-C**				☆	7.93	.312	6.34	.249	0.30	.011	27.10	1.066	50.80	2.000	COROMANT
		27.10	1.066	5/16	**452.R-0794-029A0-CM**	☆	☆	☆	☆	7.93	.312	6.34	.249	0.30	.011	27.10	1.066	50.80	2.000	COROMANT
9.53	.375	23.90	.940	3/8	**452.R-0953-025A0-C**				☆	9.52	.375	7.92	.312	0.30	.011	23.90	.940	50.80	2.000	COROMANT
		23.90	.940	3/8	**452.R-0953-025A0-CM**	☆	☆	☆	☆	9.52	.375	7.92	.312	0.30	.011	23.90	.940	50.80	2.000	COROMANT
11.12	.437	23.90	.940	7/16	**452.R-1112-025A0-C**				☆	11.11	.437	9.51	.374	0.30	.011	23.90	.940	50.80	2.000	COROMANT
		23.90	.940	7/16	**452.R-1112-025A0-CM**	☆	☆	☆	☆	11.11	.437	9.51	.374	0.30	.011	23.90	.940	50.80	2.000	COROMANT
12.70	.500	23.90	.940	1/2	**452.R-1270-025A0-C**				☆	12.70	.500	11.10	.437	0.30	.011	23.90	.940	50.80	2.000	COROMANT
		23.90	.940	1/2	**452.R-1270-025A0-CM**	☆	☆	☆	☆	12.70	.500	11.10	.437	0.30	.011	23.90	.940	50.80	2.000	COROMANT

O5

ISO 13399 Q1

CNSC CXSC Q35

Herramienta de avellanado CoroDrill® 452

Para máquinas manuales

CNSC 0

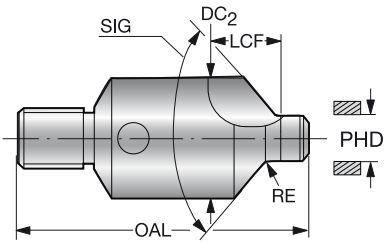

						Dimensiones, mm, pulg.									
PHD	PHD"	SIG	CZC_{MS}	Código de pedido	CD10	DC_2	DC_2"	OAL	OAL"	LF	LF"	LCF	LCF"	RE	RE"
4.14	.163	100°	1/4-28	452.C1-0414-100T-C	☆	10.00	.393	36.00	1.417	9.32	.366	12.10	.476	0.90	.035
4.14	.163	130°	1/4-28	452.C1-0414-130T-C	☆	10.00	.393	36.00	1.417	8.28	.325	12.10	.476	0.60	.023
4.80	.189	100°	1/4-28	452.C1-0480-100T-C	☆	10.00	.393	36.58	1.440	9.04	.355	12.07	.475	0.90	.035
4.80	.189	130°	1/4-28	452.C1-0480-130T-C	☆	10.00	.393	36.58	1.440	8.07	.317	11.88	.467	0.60	.023
5.53	.217	100°	1/4-28	452.C1-0553-100T-C	☆	10.00	.393	36.58	1.440	8.73	.343	12.01	.472	0.90	.035
5.53	.217	130°	1/4-28	452.C1-0553-130T-C	☆	10.00	.393	36.58	1.440	7.90	.311	12.01	.472	0.60	.023
6.32	.249	100°	1/4-28	452.C1-0632-100T-C	☆	14.00	.551	37.82	1.488	11.09	.436	14.58	.574	0.90	.035
6.32	.249	130°	1/4-28	452.C1-0632-130T-C	☆	14.00	.551	37.82	1.488	9.66	.380	14.53	.572	0.60	.023
7.91	.311	100°	1/4-28	452.C1-0791-100T-C	☆	18.00	.708	39.73	1.564	12.11	.476	14.58	.574	1.15	.045
7.91	.311	130°	1/4-28	452.C1-0791-130T-C	☆	18.00	.708	39.73	1.564	10.23	.402	14.58	.574	0.90	.035
9.50	.374	100°	3/8-24	452.C1-0950-100T-C	☆	20.00	.787	49.50	1.948	15.58	.613	21.22	.835	1.15	.045
9.50	.374	130°	3/8-24	452.C1-0950-130T-C	☆	20.00	.787	49.50	1.948	13.62	.536	21.22	.835	0.90	.035
11.09	.436	100°	3/8-24	452.C1-1109-100T-C	☆	23.00	.905	51.00	2.007	16.17	.636	21.22	.835	1.40	.055
11.09	.436	130°	3/8-24	452.C1-1109-130T-C	☆	23.00	.905	51.00	2.007	13.95	.549	21.22	.835	1.20	.047
12.68	.499	100°	3/8-24	452.C1-1268-100T-C	☆	26.00	1.023	49.00	1.929	16.77	.660	23.77	.935	1.40	.055
12.68	.499	130°	3/8-24	452.C1-1268-130T-C	☆	26.00	1.023	49.00	1.929	14.28	.562	23.77	.935	1.20	.047

O5

ISO 13399 Q1

CNSC CXSC Q35

CoroDrill® 880

Geometrías de plaquita

D_c 12,00 - 13,99 mm (0,472 - 0,550 pulg.)



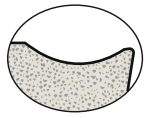

-LM **-MS**

P M N S | M S

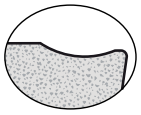

-GR

P M K N S H

D_c 14,00 - 63,00 mm (0,550 - 2,500 pulg.)



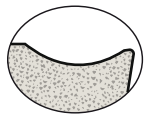

-LM **-MS**

P M N S | M S

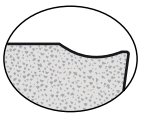

-GM

P M K N S H

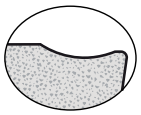

-GR

P K

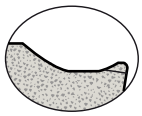

-GT

P M K N S H

Características

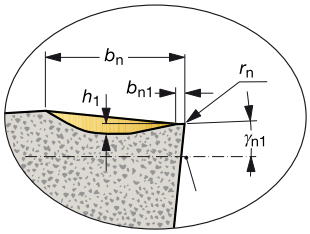

- Avance de bajo a medio
- Corte ligero
- Excelente control de virutas en materiales de viruta larga
- LM, primera elección para materiales de viruta larga
- MS, geometría de filo agudo optimizada para acero inoxidable

- Avance de bajo a medio
- Corte ligero
- Excelente control de virutas en zona de avance
- Desviación baja

- Avance de bajo a alto
- Filo reforzado resistente
- Buen control de virutas en avances altos

- Avance de bajo a alto
- Filo reforzado muy resistente
- Buen control de virutas en la mayoría de los materiales
- La primera elección para condiciones inestables y cortes interrumpidos

Características		-LM	-MS			
Radio de punta (plaquita periférica)	r_e	Grande	Grande	Medio	Grande	Grande
Longitud del rompevirutas	b_n	Largo	Largo	Corto	Medio	Medio
Profundidad del rompevirutas	h_1	Profundo	Profundo	Medio	Medio	Medio
Anchura de la faceta primaria	b_{n1}	Largo	Largo	Corto	Medio	Medio/Largo
Angulo de la faceta primaria	γ_{n1}	Positivo	Positivo	Neutra	Neutra	Neutra
Radio del filo	r_n	Medio	Pequeño	Pequeño	Grande	Medio

		Ligero	Primera elección	Resistente
P	Bajo contenido en carbono Ato contenido en carbono	GM GM	LM GR	GT
M		GM	MS	GT
K		GM	GR	GT
N		GM	LM	GT
S		GM	LM	GT
H		GM	GM*	GT

* Nota: para el tamaño de plaquita 01 la primera elección es la geometría -GR.

Definiciones

Ligero

- Velocidad de avance baja
- Aplicaciones que requieran fuerzas de corte bajas, por ejemplo, con broca larga, 4-5 x DC

Resistente

- condiciones inestables y cortes intermitentes

SANDVIK Coromant

Broca CoroDrill® 880 para grandes diámetros

Correlación entra plaquita y cartucho

Gama de diámetros, mm	Cartucho central		Cartucho periférico	
	Plaquita	Cantidad	Plaquita	Cantidad
65-69	880-06...C 880-06...P	1 1	880-06...P	2
70-73	880-06...C 880-06...P	1 1	880-06...P	2
74	880-06...C 880-06...P	1 1	880-07...P	2
75-79	880-07...C 880-07...P	1 1	880-07...P	2
80-84	880-07...C 880-07...P	1 1	880-07...P	2

			Piezas incluidas			
			Cuerpo de broca		Cartucho	
D_c	**DC"**	**Código de pedido**	3xD	4xD	Central	Periférica
65	2.559	880-D0650xxx-xx				880-D0650-P
66	2.598	880-D0660xxx-xx	880-D065-069L50-3	880-D065-069L50-4		880-D0660-P
67	2.638	880-D0670xxx-xx	880-D065-069LX50-3	880-D065-069LX50-4	880-D0650-C	880-D0670-P
68	2.677	880-D0680xxx-xx	880-D065-069V80-3	880-D065-069V80-4		880-D0680-P
69	2.717	880-D0690xxx-xx				880-D0690-P
70	2.756	880-D0700xxx-xx				880-D0700-P
71	2.795	880-D0710xxx-xx	880-D070-074L50-3	880-D070-074L50-4		880-D0710-P
72	2.835	880-D0720xxx-xx	880-D070-074LX50-3	880-D070-074LX50-4	880-D0700-C	880-D0720-P
73	2.874	880-D0730xxx-xx	880-D070-074V80-3	880-D070-074V80-4		880-D0730-P
74	2.913	880-D0740xxx-xx				880-D0740-P
75	2.953	880-D0750xxx-xx				880-D0750-P
76	2.992	880-D0760xxx-xx	880-D075-079L50-3	880-D075-079L50-4		880-D0760-P
77	3.032	880-D0770xxx-xx	880-D075-079LX50-3	880-D075-079LX50-4	880-D0750-C	880-D0770-P
78	3.071	880-D0780xxx-xx	880-D075-079V80-3	880-D075-079V80-4		880-D0780-P
79	3.110	880-D0790xxx-xx				880-D0790-P
80	3.150	880-D0800xxx-xx				880-D0800-P
81	3.189	880-D0810xxx-xx	880-D080-084LX63-3 880-D080-084V80-3	880-D080-084LX63-4 880-D080-084V80-4	880-D0800-C	880-D0810-P
82	3.228	880-D0820xxx-xx				880-D0820-P
83	3.268	880-D0830xxx-xx				880-D0830-P
84	3.307	880-D0840xxx-xx				880-D0840-P

Criterios de selección de calidades

CoroDrill® 880

Aplicación		Tenacidad	Primera elección	Resistencia al desgaste
Plaquita periférica	P	GC4044	GC4334	GC4324
	M	GC4044	GC2044	GC4334
	K	GC4044	GC4334	GC4324
	N	GC4044	H13A, GC4044*	H13A
	S	GC4044	H13A, GC4044*	H13A
	H	GC4044	GC4044	GC4324
Plaquita central	P		GC1044	
	M		GC1144	
	K		GC1044	
	N	GC1044	H13A, GC1044*	
	S	GC1044	H13A, GC1044*	
	H		GC1044	

* Para diámetros más grandes, se recomienda la calidad más resistente al desgaste.

Productividad

Área de aplicación ISO: P M K H

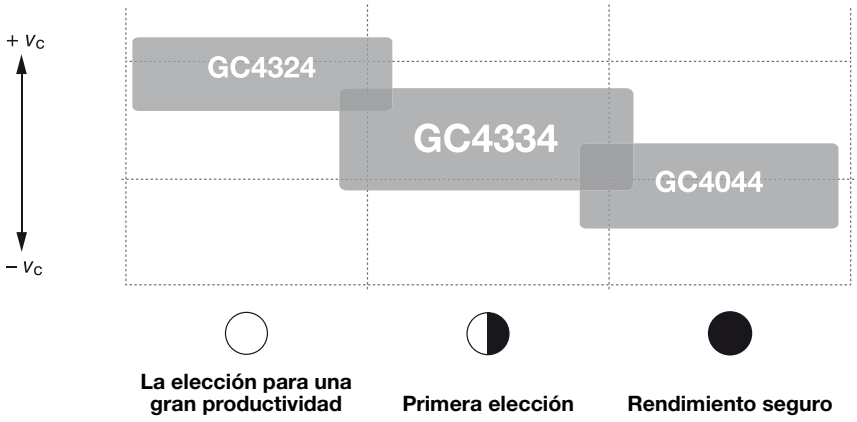

La elección para una gran productividad	Primera elección	Rendimiento seguro
Condiciones: Estable	Buena	Difícil

CoroDrill® 881

Aplicación		Primera elección
Plaquita periférica	P	GC4044
	M	GC2044
	K	GC4044
	N	GC4044
	S	GC4044
	H	GC4044
Plaquita central	P	GC1044
	M	GC1144
	K	GC1044
	N	GC1044
	S	GC1044
	H	GC1044

Broca de taladrado a media caña Coromant U con plaquita intercambiable

Recomendaciones de geometría para brocas Coromant U

DC12,7 - 17 mm (0,500 - 0,669 pulg.)

P M K N S H

	Plaquita central	Plaquita periférica	
Elección general	**C-53**	**P-53**	- Buen control de virutas en la mayoría de los materiales, incluyendo: acero, acero inoxidable, fundición, titanio, aleaciones termorresistentes y aluminio - Velocidades de corte bajas a elevadas - Plaquita central y periférica
Elección complementaria	**TC-53**	**P-53**	P K H - TC -53, geometría optimizada para mejorar la seguridad del filo

DC 17,5 - 41 mm (0,689 - 0,984 pulg.)

P K M

La elección para una gran productividad	**-WM**	**-WM**	- Geometría rascadora Wiper para un avance hasta un 50% mayor - Para acero y fundición con una dureza superior a 200HB y aceros inoxidables fáciles de mecanizar - Para condiciones estables y agujeros con tolerancias amplias - Plaquita central y periférica

DC 17,5 - 58 mm (0,689 - 2,283 pulg.)

P M K N S H

Elección general	**-53**	**-53**	- Buen control de virutas en la mayoría de los materiales, incluyendo: acero, acero inoxidable, fundición, titanio, aleaciones termorresistentes y aluminio - Velocidades de corte bajas a elevadas - Plaquita central y periférica
Elección complementaria	**-53**	**-58**	P M - Geometría -58 optimizada como plaquita periférica para acero de bajo contenido en carbono y acero inoxidable - Velocidades de corte altas
	T-53	**T-53**	P K H - Geometrías optimizadas con mayor seguridad de filo

DC 26 - 58 mm (1,024 - 2,283 pulg.)

P M K N S

La elección para una gran productividad		**-GM**	Mejor control de viruta
	-53	**-51**	P M K - Geometría 51 optimizada como plaquita periférica para un buen control de virutas en acero, acero inoxidable, fundición
Elección complementaria	**-56**	**-56**	P M - Buen control de viruta en acero y acero inoxidable

CoroDrill® 870

< 6 x DC

Valores métricos

ISO	Núm. MC	N.º CMC	Material	Dureza Brinell (HB)	Velocidad de corte (V_c) m/min correlacionada con el diámetro de la broca					
					10.00-20.99mm			21.00-33.00mm		
					Mín.	Rec.	Máx.	Mín.	Rec.	Máx.
P			**Acero no aleado**				Calidad 4234			
	P1.1.Z.AN	01.1	C=0.10-0.25%	125	80	120	160	80	120	160
	P1.2.Z.AN	01.2	C=0.25-0.55%	190	80	120	160	80	120	160
	P1.3.Z.AN	01.3	C=0.55-0.80%	190	70	100	130	70	100	130
	P1.5.C.UT	06.1	Fundición - sin tratar	150	80	110	140	80	110	140
			Acero de baja aleación							
	P2.1.Z.AN	02.1	Recocido	175	80	110	140	80	110	140
	P2.2.Z.AN	02.1	Recocido	240	80	110	140	80	110	140
	P2.4.Z.AN	02.1	Recocido	225	80	110	140	80	110	140
	P2.5.Z.HT	02.2	Endurecido y templado	330	70	100	130	50	75	100
	P2.6.C.UT	06.2	Fundición - sin tratar	200	70	100	130	70	100	130
			Acero de alta aleación							
	P3.0.Z.AN	03.11	Recocido	200	60	80	100	60	80	100
	P3.0.Z.HT	03.21	Endurecido y templado	380	40	60	80	40	60	80
			Acero inoxidable ferrítico/martensítico				Calidad 2234 y 4234			
	P5.0.Z.AN	05.11	Recocido	200	30	40	50	30	40	50
	P5.0.Z.HT	05.11	Endurecido y templado	330	70	90	110	60	75	90
M			**Acero inoxidable austenítico**				Calidad 2234 y 4234			
	M1.0.Z.AQ	05.21	Recocido/revenido	200	40	50	60	40	50	60
	M1.0.C.UT	15.21	Fundido+no tratado	200	50	60	70	50	60	70
	M1.1.Z.AQ	05.21	Maquinabilidad optimizada	200	60	75	90	60	75	90
			Acero inoxidable súperaustenítico (Ni ≥ 20%)							
	M2.0.Z.AQ	05.23	Recocido/revenido	200	20	40	60	20	40	60
	M2.0.C.AQ	15.23	Fundido+recocido/revenido	200	20	40	60	20	40	60
			Acero inoxidable dúplex (austenítico/ferrítico)							
	M3.1.Z.AQ	05.51	>60% ferrita (N<0.10%)	230	40	55	70	40	55	70
	M3.2.Z.AQ	05.52	<60% ferrita (N ≥ 0.10%)	260	20	40	60	20	40	60
K			**Fundición maleable**				Calidades 3234 y 4234			
	K1.1.C.NS	07.1	Ferrítica (viruta corta)	130	100	145	190	100	145	190
	K1.1.C.NS	07.2	Perlítica (viruta larga)	200	90	125	160	90	125	160
			Fundición gris							
	K2.1.C.UT	08.1	Baja resistencia a la tracción	180	100	150	200	100	150	200
	K2.2.C.UT	08.2	Alta resistencia a la tracción	245	90	130	170	90	130	170
			Fundición nodular							
	K3.1.C.UT	09.1	Ferrítica	155	100	145	190	100	145	190
	K3.3.C.UT	09.2	Perlítica	265	90	125	160	90	125	160

CoroDrill® 870

< 6 x DC

Valores métricos

Avance (f_n) en mm/r en correspondencia con el diámetro de la broca																	
10.00-11.99 mm			**12.00-13.99 mm**			**14.00-15.99 mm**			**16.00-20.99 mm**			**21.00-25.99 mm**			**26.00-33.00 mm**		
Mín.	**Rec.**	**Máx.**	**Mín.**	**Rec.**	**Máx.**	**Mín.**	**Rec.**	**Máx.**	**Mín.**	**Rec.**	**Máx.**	**Mín.**	**Rec.**	**Máx.**	**Mín.**	**Rec.**	**Máx.**
Geometrías -PM y -GP																	
0.12	0.18	0.28	0.14	0.20	0.35	0.16	0.25	0.41	0.20	0.32	0.45	0.20	0.34	0.45	0.20	0.34	0.45
0.12	0.18	0.28	0.14	0.20	0.35	0.16	0.25	0.41	0.20	0.32	0.45	0.20	0.34	0.45	0.20	0.34	0.45
0.12	0.18	0.28	0.14	0.20	0.35	0.16	0.25	0.41	0.20	0.32	0.45	0.20	0.34	0.45	0.20	0.34	0.45
0.12	0.18	0.28	0.14	0.20	0.35	0.16	0.25	0.41	0.20	0.32	0.45	0.20	0.34	0.45	0.20	0.34	0.45
0.12	0.18	0.30	0.14	0.20	0.37	0.16	0.25	0.45	0.20	0.32	0.48	0.20	0.36	0.50	0.20	0.40	0.52
0.12	0.18	0.30	0.14	0.20	0.37	0.16	0.25	0.45	0.20	0.32	0.48	0.20	0.36	0.50	0.20	0.40	0.52
0.12	0.18	0.30	0.14	0.20	0.37	0.16	0.25	0.45	0.20	0.32	0.48	0.20	0.36	0.50	0.20	0.40	0.52
0.12	0.18	0.30	0.14	0.20	0.37	0.16	0.25	0.45	0.20	0.32	0.48	0.20	0.36	0.50	0.20	0.40	0.52
0.12	0.18	0.30	0.14	0.20	0.37	0.16	0.25	0.45	0.20	0.32	0.48	0.20	0.36	0.50	0.20	0.40	0.52
0.10	0.16	0.24	0.12	0.19	0.33	0.14	0.22	0.38	0.18	0.25	0.40	0.18	0.30	0.45	0.18	0.30	0.45
0.10	0.16	0.24	0.12	0.19	0.33	0.14	0.22	0.38	0.18	0.25	0.40	0.18	0.30	0.45	0.18	0.30	0.45
Geometría -PM, -MM y -GP																	
0.12	0.14	0.19	0.14	0.16	0.22	0.14	0.18	0.24	0.18	0.24	0.30	0.22	0.28	0.34	0.22	0.28	0.34
0.10	0.12	0.16	0.10	0.12	0.16	0.12	0.14	0.18	0.14	0.18	0.22	0.16	0.22	0.26	0.16	0.22	0.26
Geometrías -MM y -GP																	
0.10	0.12	0.14	0.10	0.12	0.14	0.12	0.14	0.16	0.12	0.16	0.2	0.14	0.18	0.22	0.14	0.18	0.22
0.10	0.12	0.14	0.10	0.12	0.14	0.12	0.14	0.16	0.12	0.16	0.2	0.14	0.18	0.22	0.14	0.18	0.22
0.10	0.12	0.16	0.10	0.12	0.16	0.12	0.14	0.18	0.14	0.16	0.22	0.14	0.18	0.24	0.14	0.18	0.24
0.10	0.12	0.14	0.10	0.12	0.16	0.10	0.12	0.16	0.10	0.14	0.16	0.12	0.14	0.18	0.12	0.14	0.18
0.10	0.12	0.14	0.10	0.12	0.16	0.10	0.12	0.16	0.10	0.14	0.16	0.12	0.14	0.18	0.12	0.14	0.18
0.10	0.12	0.16	0.10	0.12	0.16	0.12	0.14	0.18	0.14	0.16	0.22	0.14	0.16	0.22	0.14	0.16	0.22
0.10	0.12	0.14	0.10	0.12	0.14	0.12	0.14	0.16	0.12	0.16	0.2	0.12	0.16	0.2	0.12	0.16	0.2
Geometrías -KM y -GP																	
0.16	0.25	0.36	0.18	0.30	0.42	0.21	0.37	0.48	0.25	0.44	0.55	0.30	0.48	0.60	0.30	0.50	0.60
0.16	0.25	0.36	0.18	0.30	0.42	0.21	0.37	0.48	0.25	0.44	0.55	0.30	0.48	0.60	0.30	0.50	0.60
0.16	0.25	0.36	0.18	0.30	0.42	0.21	0.37	0.48	0.25	0.44	0.55	0.30	0.48	0.60	0.30	0.50	0.60
0.16	0.25	0.36	0.18	0.30	0.42	0.21	0.37	0.48	0.25	0.44	0.55	0.30	0.48	0.60	0.30	0.50	0.60
0.16	0.25	0.36	0.18	0.30	0.42	0.21	0.37	0.48	0.25	0.44	0.55	0.30	0.48	0.60	0.30	0.50	0.60
0.16	0.25	0.36	0.18	0.30	0.42	0.21	0.37	0.48	0.25	0.44	0.55	0.30	0.48	0.60	0.30	0.50	0.60

CoroDrill® 870

≥ 6 x DC

Valores métricos

ISO	Núm. MC	N.º CMC	Material	Dureza Brinell (HB)	Velocidad de corte (V_c) m/min correlacionada con el diámetro de la broca					
					10.00-20.99mm			21.00-33.00mm		
					Mín.	Rec.	Máx.	Mín.	Rec.	Máx.
P			**Acero no aleado**				**Calidad 4234**			
	P1.1.Z.AN	01.1	C=0.10-0.25%	125	80	120	160	80	120	160
	P1.2.Z.AN	01.2	C=0.25-0.55%	190	80	120	160	80	120	160
	P1.3.Z.AN	01.3	C=0.55-0.80%	190	70	100	130	70	100	130
	P1.5.C.UT	06.1	Fundición - sin tratar	150	80	110	140	80	110	140
			Acero de baja aleación							
	P2.1.Z.AN	02.1	Recocido	175	80	110	140	80	110	140
	P2.2.Z.AN	02.1	Recocido	240	80	110	140	80	110	140
	P2.4.Z.AN	02.1	Recocido	225	80	110	140	80	110	140
	P2.5.Z.HT	02.2	Endurecido y templado	330	70	100	130	50	75	100
	P2.6.C.UT	06.2	Fundición - sin tratar	200	70	100	130	70	100	130
			Acero de alta aleación							
	P3.0.Z.AN	03.11	Recocido	200	60	80	100	60	80	100
	P3.0.Z.HT	03.21	Endurecido y templado	380	40	60	80	40	60	80
			Acero inoxidable ferrítico/martensítico				**Calidad 2234 y 4234**			
	P5.0.Z.AN	05.11	Recocido	200	30	40	50	30	40	50
	P5.0.Z.HT	05.11	Endurecido y templado	330	70	90	110	60	75	90
M			**Acero inoxidable austenítico**				**Calidad 2234**			
	M1.0.Z.AQ	05.21	Recocido/revenido	200	40	50	60	40	50	60
	M1.0.C.UT	15.21	Fundido+no tratado	200	50	60	70	50	60	70
	M1.1.Z.AQ	05.21	Maquinabilidad optimizada	200	60	75	90	60	75	90
			Acero inoxidable súperaustenítico (Ni ≥ 20%)							
	M2.0.Z.AQ	05.23	Recocido/revenido	200	20	40	60	20	40	60
	M2.0.C.AQ	15.23	Fundido+recocido/revenido	200	20	40	60	20	40	60
			Acero inoxidable dúplex (austenítico/ferrítico)							
	M3.1.Z.AQ	05.51	>60% ferrita (N<0.10%)	230	40	55	70	40	55	70
	M3.2.Z.AQ	05.52	<60% ferrita (N ≥ 0.10%)	260	20	40	60	20	40	60
K			**Fundición maleable**				**Calidad 3234**			
	K1.1.C.NS	07.1	Ferrítica (viruta corta)	130	100	130	170	100	130	170
	K1.1.C.NS	07.2	Perlítica (viruta larga)	200	90	115	145	90	115	145
			Fundición gris							
	K2.1.C.UT	08.1	Baja resistencia a la tracción	180	100	135	180	100	135	180
	K2.2.C.UT	08.2	Alta resistencia a la tracción	245	90	120	155	90	120	155
			Fundición nodular							
	K3.1.C.UT	09.1	Ferrítica	155	100	130	170	100	130	170
	K3.3.C.UT	09.2	Perlítica	265	90	115	145	90	115	145

CoroDrill® 870

≥ 6 x DC

Valores métricos

Avance (f_n) en mm/r en correspondencia con el diámetro de la broca																	
10.00-11.99 mm			**12.00-13.99 mm**			**14.00-15.99 mm**			**16.00-20.99 mm**			**21.00-25.99 mm**			**26.00-33.00 mm**		
Mín.	**Rec.**	**Máx.**	**Mín.**	**Rec.**	**Máx.**	**Mín.**	**Rec.**	**Máx.**	**Mín.**	**Rec.**	**Máx.**	**Mín.**	**Rec.**	**Máx.**	**Mín.**	**Rec.**	**Máx.**
Geometría -PM																	
0.12	0.14	0.22	0.14	0.16	0.28	0.16	0.20	0.33	0.20	0.26	0.36	0.20	0.27	0.36	0.20	0.27	0.36
0.12	0.14	0.22	0.14	0.16	0.28	0.16	0.20	0.33	0.20	0.26	0.36	0.20	0.27	0.36	0.20	0.27	0.36
0.12	0.14	0.22	0.14	0.16	0.28	0.16	0.20	0.33	0.20	0.26	0.36	0.20	0.27	0.36	0.20	0.27	0.36
0.12	0.14	0.22	0.14	0.16	0.28	0.16	0.20	0.33	0.20	0.26	0.36	0.20	0.27	0.36	0.20	0.27	0.36
0.12	0.14	0.24	0.14	0.16	0.30	0.16	0.20	0.36	0.20	0.26	0.38	0.20	0.29	0.40	0.20	0.32	0.42
0.12	0.14	0.24	0.14	0.16	0.30	0.16	0.20	0.36	0.20	0.26	0.38	0.20	0.29	0.40	0.20	0.32	0.42
0.12	0.14	0.24	0.14	0.16	0.30	0.16	0.20	0.36	0.20	0.26	0.38	0.20	0.29	0.40	0.20	0.32	0.42
0.12	0.13	0.21	0.14	0.15	0.26	0.16	0.18	0.32	0.20	0.22	0.34	0.20	0.25	0.35	0.20	0.28	0.36
0.12	0.14	0.24	0.14	0.16	0.30	0.16	0.20	0.36	0.20	0.26	0.38	0.20	0.29	0.40	0.20	0.32	0.42
0.10	0.13	0.19	0.12	0.15	0.26	0.14	0.18	0.30	0.18	0.20	0.32	0.18	0.24	0.36	0.18	0.24	0.36
0.10	0.11	0.17	0.12	0.13	0.23	0.14	0.15	0.27	0.18	0.19	0.28	0.18	0.21	0.32	0.18	0.21	0.32
Geometrías -PM y -MM																	
0.12	0.13	0.15	0.14	0.15	0.18	0.14	0.15	0.19	0.18	0.19	0.24	0.22	0.23	0.27	0.22	0.23	0.27
0.10	0.11	0.12	0.10	0.11	0.12	0.12	0.13	0.14	0.14	0.15	0.16	0.16	0.17	0.18	0.16	0.17	0.18
Geometría -MM																	
0.10	0.11	0.12	0.10	0.11	0.12	0.12	0.13	0.14	0.12	0.13	0.16	0.14	0.15	0.18	0.14	0.15	0.18
0.10	0.11	0.12	0.10	0.11	0.12	0.12	0.13	0.14	0.12	0.13	0.16	0.14	0.15	0.18	0.14	0.15	0.18
0.10	0.11	0.13	0.10	0.11	0.13	0.12	0.13	0.14	0.14	0.15	0.18	0.14	0.15	0.19	0.14	0.15	0.19
0.10	0.11	0.12	0.10	0.11	0.13	0.10	0.11	0.13	0.10	0.11	0.13	0.12	0.13	0.14	0.12	0.13	0.14
0.10	0.11	0.12	0.10	0.11	0.13	0.10	0.11	0.13	0.10	0.11	0.13	0.12	0.13	0.14	0.12	0.13	0.14
0.10	0.11	0.13	0.10	0.11	0.13	0.12	0.13	0.14	0.14	0.15	0.18	0.14	0.15	0.18	0.14	0.15	0.18
0.10	0.11	0.12	0.10	0.11	0.13	0.12	0.13	0.14	0.12	0.13	0.16	0.12	0.13	0.16	0.12	0.13	0.16
Geometría -KM																	
0.16	0.20	0.29	0.18	0.24	0.34	0.21	0.30	0.38	0.25	0.35	0.44	0.30	0.38	0.48	0.30	0.40	0.48
0.16	0.20	0.29	0.18	0.24	0.34	0.21	0.30	0.38	0.25	0.35	0.44	0.30	0.38	0.48	0.30	0.40	0.48
0.16	0.20	0.29	0.18	0.24	0.34	0.21	0.30	0.38	0.25	0.35	0.44	0.30	0.38	0.48	0.30	0.40	0.48
0.16	0.20	0.29	0.18	0.24	0.34	0.21	0.30	0.38	0.25	0.35	0.44	0.30	0.38	0.48	0.30	0.40	0.48
0.16	0.20	0.29	0.18	0.24	0.34	0.21	0.30	0.38	0.25	0.35	0.44	0.30	0.38	0.48	0.30	0.40	0.48
0.16	0.20	0.29	0.18	0.24	0.34	0.21	0.30	0.38	0.25	0.35	0.44	0.30	0.38	0.48	0.30	0.40	0.48

CoroDrill® 870

< 6 x DC

Valores en pulgadas

ISO	Núm. MC	N.º CMC	Material	Dureza Brinell (HB)	Velocidad de corte (V_c) pies/min correlacionada con el diámetro de la broca					
					.3937-.8264"			.8268-1.2992"		
					Mín.	Rec.	Máx.	Mín.	Rec.	Máx.
P			**Acero no aleado**				**Calidad 4234**			
	P1.1.Z.AN	01.1	C=0.10-0.25%	125	260	395	525	260	395	525
	P1.2.Z.AN	01.2	C=0.25-0.55%	190	260	395	525	260	395	525
	P1.3.Z.AN	01.3	C=0.55-0.80%	190	230	330	425	230	330	425
	P1.5.C.UT	06.1	Fundición - sin tratar	150	260	360	460	260	360	460
			Acero de baja aleación							
	P2.1.Z.AN	02.1	Recocido	175	260	360	460	260	360	460
	P2.2.Z.AN	02.1	Recocido	240	260	360	460	260	360	460
	P2.4.Z.AN	02.1	Recocido	225	260	360	460	260	360	460
	P2.5.Z.HT	02.2	Endurecido y templado	330	230	330	425	165	245	330
	P2.6.C.UT	06.2	Fundición - sin tratar	200	230	330	425	230	330	425
			Acero de alta aleación							
	P3.0.Z.AN	03.11	Recocido	200	195	260	330	195	260	330
	P3.0.Z.HT	03.21	Endurecido y templado	380	130	195	260	130	195	260
			Acero inoxidable ferrítico/martensítico				**Calidad 2234 y 4234**			
	P5.0.Z.AN	05.11	Recocido	200	100	130	165	100	130	165
	P5.0.Z.HT	05.11	Endurecido y templado	330	230	295	360	195	245	295
M			**Acero inoxidable austenítico**				**Calidad 2234 y 4234**			
	M1.0.Z.AQ	05.21	Recocido/revenido	200	130	165	195	130	165	195
	M1.0.C.UT	15.21	Fundido+no tratado	200	165	195	230	165	195	230
	M1.1.Z.AQ	05.21	Maquinabilidad optimizada	200	195	245	295	195	245	295
			Acero inoxidable súperaustenítico (Ni ≥ 20%)							
	M2.0.Z.AQ	05.23	Recocido/revenido	200	65	130	195	65	130	195
	M2.0.C.AQ	15.23	Fundido+recocido/revenido	200	65	130	195	65	130	195
			Acero inoxidable dúplex (austenítico/ferrítico)							
	M3.1.Z.AQ	05.51	>60% ferrita (N<0.10%)	230	130	180	230	130	180	230
	M3.2.Z.AQ	05.52	<60% ferrita (N ≥ 0.10%)	260	65	130	195	65	130	195
K			**Fundición maleable**				**Calidades 3234 y 4234**			
	K1.1.C.NS	07.1	Ferrítica (viruta corta)	130	330	475	620	330	475	620
	K1.1.C.NS	07.2	Perlítica (viruta larga)	200	295	410	525	295	410	525
			Fundición gris							
	K2.1.C.UT	08.1	Baja resistencia a la tracción	180	330	490	655	330	490	655
	K2.2.C.UT	08.2	Alta resistencia a la tracción	245	295	425	560	295	425	560
			Fundición nodular							
	K3.1.C.UT	09.1	Ferrítica	155	330	475	620	330	475	620
	K3.3.C.UT	09.2	Perlítica	265	295	410	525	295	410	525

CoroDrill® 870

< 6 x DC

Valores en pulgadas

Avance (f_n) en pulg./rev. en correspondencia con el diámetro de la broca																	
.3937-.4720"			.4724-.5508"			.5512-.6295"			.6299-.8264"			.8268-1.0232"			1.0237-1.2992"		
Mín.	Rec.	Máx.	Mín.	Rec.	Máx.	Mín.	Rec.	Máx.	Mín.	Rec.	Máx.	Mín.	Rec.	Máx.	Mín.	Rec.	Máx.
Geometrías -PM y -GP																	
.0047	.0071	.0110	.0055	.0079	.0138	.0063	.0098	.0161	.0079	.0126	.0177	.0079	.0134	.0177	.0079	.0134	.0177
.0047	.0071	.0110	.0055	.0079	.0138	.0063	.0098	.0161	.0079	.0126	.0177	.0079	.0134	.0177	.0079	.0134	.0177
.0047	.0071	.0110	.0055	.0079	.0138	.0063	.0098	.0161	.0079	.0126	.0177	.0079	.0134	.0177	.0079	.0134	.0177
.0047	.0074	.0110	.0055	.0079	.0138	.0063	.0098	.0161	.0079	.0126	.0177	.0079	.0134	.0177	.0079	.0134	.0177
.0047	.0071	.0118	.0055	.0079	.0146	.0063	.0098	.0177	.0079	.0126	.0189	.0079	.0142	.0197	.0079	.0157	.0205
.0047	.0071	.0118	.0055	.0079	.0146	.0063	.0098	.0177	.0079	.0126	.0189	.0079	.0142	.0197	.0079	.0157	.0205
.0047	.0071	.0118	.0055	.0079	.0146	.0063	.0098	.0177	.0079	.0126	.0189	.0079	.0142	.0197	.0079	.0157	.0205
.0047	.0071	.0118	.0055	.0079	.0146	.0063	.0098	.0177	.0079	.0126	.0189	.0079	.0142	.0197	.0079	.0157	.0205
.0047	.0074	.0118	.0055	.0079	.0146	.0063	.0098	.0177	.0079	.0126	.0189	.0079	.0142	.0197	.0079	.0142	.0197
.0039	.0063	.0094	.0047	.0075	.0130	.0055	.0087	.0150	.0071	.0098	.0157	.0071	.0118	.0177	.0071	.0118	.0177
.0039	.0063	.0094	.0047	.0075	.0130	.0055	.0087	.0150	.0071	.0098	.0157	.0071	.0118	.0177	.0071	.0118	.0177
Geometría -PM, -MM y -GP																	
.0047	.0055	.0075	.0055	.0063	.0087	.0055	.0071	.0094	.0071	.0094	.0118	.0087	.0110	.0134	.0087	.0110	.0134
.0039	.0047	.0063	.0039	.0047	.0063	.0047	.0055	.0071	.0055	.0071	.0087	.0063	.0087	.0102	.0063	.0087	.0102
Geometrías -MM y -GP																	
.0039	.0047	.0055	.0039	.0047	.0055	.0047	.0055	.0063	.0047	.0063	.0079	.0055	.0071	.0087	.0055	.0071	.0087
.0039	.0047	.0055	.0039	.0047	.0055	.0047	.0055	.0063	.0047	.0063	.0079	.0055	.0071	.0087	.0055	.0071	.0087
.0039	.0047	.0063	.0039	.0047	.0063	.0047	.0055	.0071	.0055	.0063	.0087	.0055	.0071	.0094	.0055	.0071	.0094
.0039	.0047	.0055	.0039	.0047	.0063	.0039	.0047	.0063	.0039	.0055	.0063	.0047	.0055	.0071	.0047	.0055	.0071
.0039	.0047	.0055	.0039	.0047	.0063	.0039	.0047	.0063	.0039	.0055	.0063	.0047	.0055	.0071	.0047	.0055	.0071
.0039	.0047	.0063	.0039	.0047	.0063	.0039	.0055	.0071	.0055	.0063	.0087	.0055	.0063	.0087	.0055	.0063	.0087
.0039	.0047	.0055	.0039	.0047	.0055	.0047	.0055	.0063	.0047	.0063	.0079	.0047	.0063	.0079	.0047	.0063	.0079
Geometrías -KM y -GP																	
.0063	.0098	.0142	.0071	.0118	.0165	.0083	.0146	.0189	.0098	.0173	.0217	.0118	.0189	.0236	.0118	.0197	.0236
.0063	.0098	.0142	.0071	.0118	.0165	.0083	.0146	.0189	.0098	.0173	.0217	.0118	.0189	.0236	.0118	.0197	.0236
.0063	.0098	.0142	.0071	.0118	.0165	.0083	.0146	.0189	.0098	.0173	.0217	.0118	.0189	.0236	.0118	.0197	.0236
.0063	.0098	.0142	.0071	.0118	.0165	.0083	.0146	.0189	.0098	.0173	.0217	.0118	.0189	.0236	.0118	.0197	.0236
.0063	.0098	.0142	.0071	.0118	.0165	.0083	.0146	.0189	.0098	.0173	.0217	.0118	.0189	.0236	.0118	.0197	.0236
.0063	.0098	.0142	.0071	.0118	.0165	.0083	.0146	.0189	.0098	.0173	.0217	.0118	.0189	.0236	.0118	.0197	.0236

CoroDrill® 870

≥ 6 x DC

Valores en pulgadas

ISO	Núm. MC	N.º CMC	Material	Dureza Brinell (HB)	Velocidad de corte (V_c) pies/min correlacionada con el diámetro de la broca					
					.3937-.8264"			.8268-1.2992"		
					Mín.	Rec.	Máx.	Mín.	Rec.	Máx.
P			**Acero no aleado**				**Calidad 4234**			
	P1.1.Z.AN	01.1	C=0.10-0.25%	125	260	395	525	260	395	525
	P1.2.Z.AN	01.2	C=0.25-0.55%	190	260	395	525	260	395	525
	P1.3.Z.AN	01.3	C=0.55-0.80%	190	230	330	425	230	330	425
	P1.5.C.UT	06.1	Fundición - sin tratar	150	260	360	460	260	360	460
			Acero de baja aleación							
	P2.1.Z.AN	02.1	Recocido	175	260	360	460	260	360	460
	P2.2.Z.AN	02.1	Recocido	240	260	360	460	260	360	460
	P2.4.Z.AN	02.1	Recocido	225	260	360	460	260	360	460
	P2.5.Z.HT	02.2	Endurecido y templado	330	230	330	425	165	245	330
	P2.6.C.UT	06.2	Fundición - sin tratar	200	230	330	425	230	330	425
			Acero de alta aleación							
	P3.0.Z.AN	03.11	Recocido	200	195	260	330	195	260	330
	P3.0.Z.HT	03.21	Endurecido y templado	380	130	195	260	130	195	260
			Acero inoxidable ferrítico/martensítico				**Calidad 2234 y 4234**			
	P5.0.Z.AN	05.11	Recocido	200	100	130	165	100	130	165
	P5.0.Z.HT	05.11	Endurecido y templado	330	230	295	360	195	245	295
M			**Acero inoxidable austenítico**				**Calidad 2234**			
	M1.0.Z.AQ	05.21	Recocido/revenido	200	130	165	195	130	165	195
	M1.0.C.UT	15.21	Fundido+no tratado	200	165	195	230	165	195	230
	M1.1.Z.AQ	05.21	Maquinabilidad optimizada	200	195	245	295	195	245	295
			Acero inoxidable súperaustenítico (Ni ≥ 20%)							
	M2.0.Z.AQ	05.23	Recocido/revenido	200	65	130	195	65	130	195
	M2.0.C.AQ	15.23	Fundido+recocido/revenido	200	65	130	195	65	130	195
			Acero inoxidable dúplex (austenítico/ferrítico)							
	M3.1.Z.AQ	05.51	>60% ferrita (N<0.10%)	230	130	180	230	130	180	230
	M3.2.Z.AQ	05.52	<60% ferrita (N ≥ 0.10%)	260	65	130	195	65	130	195
K			**Fundición maleable**				**Calidad 3234**			
	K1.1.C.NS	07.1	Ferrítica (viruta corta)	130	330	425	560	330	425	560
	K1.1.C.NS	07.2	Perlítica (viruta larga)	200	295	380	475	295	380	475
			Fundición gris							
	K2.1.C.UT	08.1	Baja resistencia a la tracción	180	330	440	590	330	440	590
	K2.2.C.UT	08.2	Alta resistencia a la tracción	245	295	395	510	295	395	510
			Fundición nodular							
	K3.1.C.UT	09.1	Ferrítica	155	330	425	560	330	425	560
	K3.3.C.UT	09.2	Perlítica	265	295	380	475	295	380	475

CoroDrill® 870

≥ 6 x DC

Valores en pulgadas

Avance (f_n) en pulg./rev. en correspondencia con el diámetro de la broca																	
.3937-.4720"			.4724-.5508"			.5512-.6295"			.6299-.8264"			.8268-1.0232"			1.0237-1.2992"		
Mín.	**Rec.**	**Máx.**	**Mín.**	**Rec.**	**Máx.**	**Mín.**	**Rec.**	**Máx.**	**Mín.**	**Rec.**	**Máx.**	**Mín.**	**Rec.**	**Máx.**	**Mín.**	**Rec.**	**Máx.**
Geometría -PM																	
.0047	.0057	.0088	.0055	.0063	.0110	.0063	.0079	.0129	.0079	.0101	.0142	.0079	.0107	.0142	.0079	.0107	.0142
.0047	.0057	.0088	.0055	.0063	.0110	.0063	.0079	.0129	.0079	.0101	.0142	.0079	.0107	.0142	.0079	.0107	.0142
.0047	.0057	.0088	.0055	.0063	.0110	.0063	.0079	.0129	.0079	.0101	.0142	.0079	.0107	.0142	.0079	.0107	.0142
.0047	.0057	.0088	.0055	.0063	.0110	.0063	.0079	.0129	.0079	.0101	.0142	.0079	.0107	.0142	.0079	.0107	.0142
.0047	.0057	.0094	.0055	.0063	.0117	.0063	.0079	.0142	.0079	.0101	.0151	.0079	.0113	.0157	.0079	.0126	.0164
.0047	.0057	.0094	.0055	.0063	.0117	.0063	.0079	.0142	.0079	.0101	.0151	.0079	.0113	.0157	.0079	.0126	.0164
.0047	.0057	.0094	.0055	.0063	.0117	.0063	.0079	.0142	.0079	.0101	.0151	.0079	.0113	.0157	.0079	.0126	.0164
.0047	.0050	.0083	.0055	.0059	.0102	.0063	.0069	.0124	.0079	.0088	.0132	.0079	.0099	.0138	.0079	.0110	.0143
.0047	.0057	.0094	.0055	.0063	.0117	.0063	.0079	.0142	.0079	.0101	.0151	.0079	.0113	.0157	.0079	.0126	.0164
.0039	.0050	.0076	.0047	.0060	.0104	.0055	.0069	.0120	.0071	.0079	.0126	.0071	.0094	.0142	.0071	.0094	.0142
.0039	.0044	.0066	.0047	.0052	.0091	.0055	.0061	.0105	.0071	.0075	.0110	.0071	.0083	.0124	.0071	.0083	.0124
Geometrías -PM y -MM																	
.0047	.0051	.0060	.0055	.0059	.0069	.0055	.0059	.0076	.0071	.0076	.0094	.0087	.0091	.0107	.0087	.0091	.0107
.0039	.0043	.0047	.0039	.0043	.0047	.0047	.0051	.0055	.0055	.0059	.0063	.0063	.0067	.0072	.0063	.0067	.0072
Geometría -MM																	
.0039	.0043	.0047	.0039	.0043	.0047	.0047	.0051	.0055	.0047	.0050	.0063	.0055	.0059	.0069	.0055	.0059	.0069
.0039	.0043	.0047	.0039	.0043	.0047	.0047	.0051	.0055	.0047	.0050	.0063	.0055	.0059	.0069	.0055	.0059	.0069
.0039	.0043	.0050	.0039	.0043	.0050	.0047	.0051	.0057	.0055	.0059	.0069	.0055	.0059	.0076	.0055	.0059	.0076
.0039	.0043	.0047	.0039	.0043	.0050	.0039	.0043	.0050	.0039	.0044	.0050	.0047	.0051	.0057	.0047	.0051	.0057
.0039	.0043	.0047	.0039	.0043	.0050	.0039	.0043	.0050	.0039	.0044	.0050	.0047	.0051	.0057	.0047	.0051	.0057
.0039	.0043	.0050	.0039	.0043	.0050	.0047	.0051	.0057	.0055	.0059	.0069	.0055	.0059	.0069	.0055	.0059	.0069
.0039	.0043	.0047	.0039	.0043	.0050	.0047	.0051	.0055	.0047	.0050	.0063	.0047	.0050	.0063	.0047	.0050	.0063
Geometría -KM																	
.0063	.0079	.0113	.0071	.0094	.0132	.0083	.0117	.0151	.0098	.0139	.0173	.0118	.0151	.0189	.0118	.0157	.0189
.0063	.0079	.0113	.0071	.0094	.0132	.0083	.0117	.0151	.0098	.0139	.0173	.0118	.0151	.0189	.0118	.0157	.0189
.0063	.0079	.0113	.0071	.0094	.0132	.0083	.0117	.0151	.0098	.0139	.0173	.0118	.0151	.0189	.0118	.0157	.0189
.0063	.0079	.0113	.0071	.0094	.0132	.0083	.0117	.0151	.0098	.0139	.0173	.0118	.0151	.0189	.0118	.0157	.0189
.0063	.0079	.0113	.0071	.0094	.0132	.0083	.0117	.0151	.0098	.0139	.0173	.0118	.0151	.0189	.0118	.0157	.0189
.0063	.0079	.0113	.0071	.0094	.0132	.0083	.0117	.0151	.0098	.0139	.0173	.0118	.0151	.0189	.0118	.0157	.0189

CoroDrill® 880

Valores métricos

ISO	Núm. MC	Material	Dureza Brinell HB	Calidad	Velocidad de corte (m/min)	Diámetro de taladrado D_c mm
P	P1.0.Z.AN (01.0)	**Acero no aleado** No templado 0.05-0.10% C	90-200	4324 4334 4044	230-400 210-325 190-235	12.00-13.99 14.00-16.49 16.50-19.99 20.00-23.99 24.00-29.99 30.00-35.99 36.00-43.99 44.00-52.99 53.00-63.50
	P1.1.Z.AN (01.1)	No templado 0.05-0.25% C	90-200	4324 4334 4044	230-370 200-305 170-225	12.00-13.99 14.00-16.49 16.50-19.99 20.00-23.99 24.00-29.99 30.00-35.99 36.00-43.99 44.00-52.99 53.00-63.50
	P1.2.Z.AN (01.2)	No templado 0.25-0.55% C	125-225	4324 4334 4044	190-305 155-250 120-180	12.00-13.99 14.00-16.49 16.50-19.99 20.00-23.99 24.00-29.99 30.00-35.99 36.00-43.99 44.00-52.99 53.00-63.50
	P1.3.Z.AN (01.3)	No templado 0.55-0.80% C	150-250	4324 4334 4044	170-290 140-240 105-175	12.00-13.99 14.00-16.49 16.50-19.99 20.00-23.99 24.00-29.99 30.00-35.99 36.00-43.99 44.00-52.99 53.00-63.50
	P1.3.Z.AN (01.4)	Acero de alto contenido en carbono y acero de herramientas	180-275	4324 4334 4044	200-290 155-240 105-170	12.00-13.99 14.00-16.49 16.50-19.99 20.00-23.99 24.00-29.99 30.00-35.99 36.00-43.99 44.00-52.99 53.00-63.50
	P2.1.Z.AN (02.1)	Acero de baja aleación (no endurecido)	150-260	4324 4334 4044	180-305 150-250 115-180	12.00-13.99 14.00-16.49 16.50-19.99 20.00-23.99 24.00-29.99 30.00-35.99 36.00-43.99 44.00-52.99 53.00-63.50
	P2.5.Z.HT (02.2)	Acero templado	220-450	4324 4334 4044	90-245 85-195 75-140	12.00-13.99 14.00-16.49 16.50-19.99 20.00-23.99 24.00-29.99 30.00-35.99 36.00-43.99 44.00-52.99 53.00-63.50

Nota: el texto en negrita corresponde a la geometría recomendada
La calidad de la plaquita central siempre es 1044.

CoroDrill® 880

Geometría / Avance											
Longitud de broca 2-3xD				Longitud de broca 4xD				Longitud de broca 5xD			
-LM	-GM	-GR	-GT	-LM	-GM	-GR	-GT	-LM	-GM	-GR	-GT
f_n mm/rev.	f_n mm/rev.	f_n mm/rev.	f_n mm/rev.	f_n mm/rev.	f_n mm/rev.	f_n mm/rev.	f_n mm/rev.	f_n mm/rev.	f_n mm/rev.	f_n mm/rev.	f_n mm/rev.
0.04-0.08		0.04-0.06		**0.04-0.08**		0.04-0.06		**0.04-0.05**		0.04-0.05	
0.04-0.08	0.04-0.06	0.04-0.06	0.04-0.08	**0.04-0.08**	0.04-0.06	0.04-0.06	0.04-0.08	**0.04-0.05**	0.04-0.04	0.04-0.04	0.04-0.05
0.04-0.10	0.04-0.06	0.04-0.06	0.04-0.10	**0.04-0.10**	0.04-0.06	0.04-0.06	0.04-0.10	**0.04-0.07**	0.04-0.04	0.04-0.04	0.04-0.07
0.04-0.12	0.04-0.08	0.04-0.08	0.04-0.12	**0.04-0.12**	0.04-0.08	0.04-0.08	0.04-0.12	**0.04-0.08**	0.04-0.05	0.04-0.05	0.04-0.08
0.04-0.12	0.04-0.08	0.04-0.08	0.04-0.12	**0.04-0.12**	0.04-0.08	0.04-0.08	0.04-0.12	**0.04-0.08**	0.04-0.05	0.04-0.05	0.04-0.08
0.06-0.14	0.06-0.10	0.06-0.10	0.06-0.14	**0.06-0.12**	0.06-0.10	0.06-0.10	0.06-0.12	**0.06-0.09**	0.06-0.07	0.06-0.07	0.06-0.09
0.06-0.16	0.06-0.10	0.06-0.10	0.06-0.16	**0.06-0.14**	0.06-0.10	0.06-0.10	0.06-0.14	**0.06-0.11**	0.06-0.07	0.06-0.07	0.06-0.11
0.08-0.16	0.08-0.12	0.08-0.12	0.08-0.16	**0.08-0.16**	0.08-0.12	0.08-0.12	0.08-0.16				
0.08-0.16	0.08-0.12	0.08-0.12	0.08-0.16	**0.08-0.16**	0.08-0.12	0.08-0.12	0.08-0.16				
0.04-0.10		0.04-0.06		**0.04-0.08**		0.04-0.06		**0.04-0.07**		0.04-0.05	
0.04-0.10	0.04-0.06	0.04-0.06	0.04-0.10	**0.04-0.10**	0.04-0.06	0.04-0.06	0.04-0.10	**0.04-0.07**	0.04-0.04	0.04-0.04	0.04-0.07
0.04-0.12	0.04-0.06	0.04-0.06	0.04-0.12	**0.04-0.12**	0.04-0.06	0.04-0.06	0.04-0.12	**0.04-0.08**	0.04-0.04	0.04-0.04	0.04-0.08
0.04-0.14	0.04-0.10	0.04-0.08	0.04-0.14	**0.04-0.14**	0.04-0.10	0.04-0.08	0.04-0.14	**0.04-0.09**	0.04-0.07	0.04-0.05	0.04-0.09
0.04-0.14	0.04-0.10	0.04-0.08	0.04-0.14	**0.04-0.14**	0.04-0.10	0.04-0.08	0.04-0.14	**0.04-0.09**	0.04-0.07	0.04-0.05	0.04-0.09
0.06-0.16	0.06-0.12	0.06-0.10	0.06-0.16	**0.06-0.16**	0.06-0.10	0.06-0.10	0.06-0.16	**0.06-0.11**	0.06-0.08	0.06-0.07	0.06-0.11
0.06-0.16	0.06-0.12	0.06-0.10	0.06-0.16	**0.06-0.16**	0.06-0.10	0.06-0.10	0.06-0.16	**0.06-0.11**	0.06-0.08	0.06-0.07	0.06-0.11
0.08-0.16	0.08-0.12	0.08-0.12	0.08-0.16	**0.08-0.16**	0.08-0.12	0.08-0.12	0.08-0.16				
0.08-0.16	0.08-0.12	0.08-0.12	0.08-0.16	**0.08-0.16**	0.08-0.12	0.08-0.12	0.08-0.16				
0.04-0.10		**0.04-0.15**		0.04-0.10		**0.04-0.12**		0.04-0.07		**0.04-0.12**	
0.04-0.10	0.04-0.10	**0.04-0.20**	0.04-0.20	0.04-0.10	0.04-0.10	**0.04-0.14**	0.04-0.14	0.04-0.07	0.04-0.07	**0.04-0.13**	0.04-0.13
0.06-0.14	0.06-0.14	**0.06-0.22**	0.06-0.22	0.06-0.14	0.06-0.14	**0.06-0.16**	0.06-0.16	0.06-0.09	0.06-0.09	**0.06-0.15**	0.06-0.15
0.06-0.18	0.06-0.18	**0.06-0.26**	0.06-0.26	0.06-0.18	0.06-0.18	**0.06-0.20**	0.06-0.20	0.06-0.12	0.06-0.12	**0.06-0.17**	0.06-0.17
0.06-0.18	0.08-0.18	**0.08-0.30**	0.08-0.30	0.06-0.18	0.08-0.18	**0.08-0.22**	0.08-0.22	0.06-0.12	0.08-0.12	**0.08-0.20**	0.08-0.20
0.06-0.22	0.08-0.22	**0.08-0.32**	0.08-0.32	0.06-0.20	0.08-0.20	**0.08-0.24**	0.08-0.24	0.06-0.15	0.08-0.15	**0.08-0.21**	0.08-0.21
0.06-0.24	0.08-0.24	**0.08-0.34**	0.08-0.34	0.06-0.20	0.08-0.20	**0.08-0.24**	0.08-0.24	0.06-0.16	0.08-0.16	**0.08-0.23**	0.08-0.23
0.10-0.24	0.10-0.24	**0.10-0.34**	0.10-0.34	0.10-0.20	0.10-0.20	**0.10-0.24**	0.10-0.24				
0.10-0.24	0.10-0.24	**0.10-0.34**	0.10-0.34	0.10-0.20	0.10-0.20	**0.10-0.24**	0.10-0.24				
0.04-0.10		**0.04-0.15**		0.04-0.10		**0.04-0.12**		0.04-0.07		**0.04-0.12**	
0.04-0.10	0.04-0.10	**0.04-0.20**	0.04-0.20	0.04-0.10	0.04-0.10	**0.04-0.14**	0.04-0.14	0.04-0.07	0.04-0.07	**0.04-0.13**	0.04-0.13
0.06-0.14	0.06-0.14	**0.06-0.22**	0.06-0.22	0.06-0.14	0.06-0.14	**0.06-0.16**	0.06-0.16	0.06-0.09	0.06-0.09	**0.06-0.15**	0.06-0.15
0.06-0.18	0.06-0.18	**0.06-0.26**	0.06-0.26	0.06-0.18	0.06-0.18	**0.06-0.20**	0.06-0.20	0.06-0.12	0.06-0.12	**0.06-0.17**	0.06-0.17
0.06-0.18	0.08-0.18	**0.08-0.30**	0.08-0.30	0.06-0.18	0.08-0.18	**0.08-0.22**	0.08-0.22	0.06-0.12	0.08-0.12	**0.08-0.20**	0.08-0.20
0.06-0.24	0.08-0.24	**0.08-0.32**	0.08-0.32	0.06-0.20	0.08-0.20	**0.08-0.24**	0.08-0.24	0.06-0.16	0.08-0.16	**0.08-0.21**	0.08-0.21
0.06-0.24	0.08-0.24	**0.08-0.34**	0.08-0.34	0.06-0.20	0.08-0.20	**0.08-0.24**	0.08-0.24	0.06-0.16	0.08-0.16	**0.08-0.23**	0.08-0.23
0.06-0.24	0.08-0.24	**0.08-0.34**	0.08-0.34	0.06-0.20	0.08-0.20	**0.08-0.24**	0.08-0.24				
0.10-0.24	0.10-0.24	**0.08-0.34**	0.08-0.34	0.10-0.20	0.10-0.20	**0.10-0.24**	0.10-0.24				
0.04-0.10		**0.04-0.15**		0.04-0.10		**0.04-0.12**		0.04-0.10		**0.04-0.12**	
0.04-0.10	0.04-0.10	**0.04-0.18**	0.04-0.18	0.04-0.10	0.04-0.10	**0.04-0.14**	0.04-0.14	0.04-0.07	0.04-0.07	**0.04-0.12**	0.04-0.12
0.06-0.14	0.06-0.14	**0.06-0.22**	0.06-0.22	0.06-0.14	0.06-0.14	**0.06-0.16**	0.06-0.16	0.06-0.09	0.06-0.09	**0.06-0.15**	0.06-0.15
0.06-0.18	0.06-0.18	**0.06-0.26**	0.06-0.26	0.06-0.18	0.06-0.18	**0.06-0.20**	0.06-0.20	0.06-0.12	0.06-0.12	**0.06-0.17**	0.06-0.17
0.06-0.18	0.08-0.18	**0.08-0.30**	0.08-0.30	0.06-0.18	0.08-0.18	**0.08-0.22**	0.08-0.22	0.06-0.12	0.08-0.12	**0.08-0.20**	0.08-0.20
0.06-0.24	0.08-0.24	**0.08-0.32**	0.08-0.32	0.06-0.20	0.08-0.20	**0.08-0.24**	0.08-0.24	0.06-0.16	0.08-0.16	**0.08-0.21**	0.08-0.21
0.06-0.24	0.08-0.24	**0.08-0.34**	0.08-0.34	0.06-0.20	0.08-0.20	**0.08-0.24**	0.08-0.24	0.06-0.16	0.08-0.16	**0.08-0.23**	0.08-0.23
0.10-0.24	0.10-0.24	**0.10-0.34**	0.10-0.34	0.10-0.20	0.10-0.20	**0.10-0.24**	0.10-0.24				
0.10-0.24	0.10-0.24	**0.10-0.34**	0.10-0.34	0.10-0.20	0.10-0.20	**0.10-0.24**	0.10-0.24				
0.04-0.10		**0.04-0.15**		0.04-0.10		**0.04-0.12**		0.04-0.07		**0.04-0.11**	
0.04-0.10	0.04-0.10	**0.04-0.20**	0.04-0.20	0.04-0.10	0.04-0.10	**0.04-0.14**	0.04-0.14	0.04-0.07	0.04-0.07	**0.04-0.13**	0.04-0.13
0.06-0.14	0.06-0.14	**0.06-0.22**	0.06-0.22	0.06-0.14	0.06-0.14	**0.06-0.16**	0.06-0.16	0.06-0.09	0.06-0.09	**0.06-0.15**	0.06-0.15
0.06-0.18	0.06-0.18	**0.06-0.26**	0.06-0.26	0.06-0.18	0.06-0.18	**0.06-0.20**	0.06-0.20	0.06-0.12	0.06-0.12	**0.06-0.17**	0.06-0.17
0.06-0.18	0.08-0.18	**0.08-0.30**	0.08-0.30	0.06-0.18	0.08-0.18	**0.08-0.22**	0.08-0.22	0.06-0.12	0.08-0.12	**0.08-0.20**	0.08-0.20
0.06-0.24	0.08-0.24	**0.08-0.32**	0.08-0.32	0.06-0.20	0.08-0.20	**0.08-0.24**	0.08-0.24	0.06-0.16	0.08-0.16	**0.08-0.21**	0.08-0.21
0.06-0.24	0.08-0.24	**0.08-0.34**	0.08-0.34	0.06-0.24	0.08-0.24	**0.08-0.24**	0.08-0.24	0.06-0.16	0.08-0.16	**0.08-0.23**	0.08-0.23
0.10-0.24	0.10-0.24	**0.10-0.34**	0.10-0.34	0.10-0.20	0.10-0.20	**0.10-0.24**	0.10-0.24				
0.10-0.24	0.10-0.24	**0.10-0.34**	0.10-0.34	0.10-0.20	0.10-0.20	**0.10-0.24**	0.10-0.24				
0.04-0.10		**0.04-0.15**		0.04-0.10		**0.04-0.12**		0.04-0.07		**0.04-0.10**	
0.04-0.10	0.04-0.10	**0.04-0.16**	0.04-0.16	0.04-0.10	0.04-0.10	**0.04-0.14**	0.04-0.14	0.04-0.07	0.04-0.07	**0.04-0.11**	0.04-0.11
0.06-0.14	0.06-0.14	**0.06-0.20**	0.06-0.20	0.06-0.14	0.06-0.14	**0.06-0.16**	0.06-0.16	0.06-0.09	0.06-0.09	**0.06-0.13**	0.06-0.13
0.06-0.18	0.06-0.18	**0.06-0.22**	0.06-0.22	0.06-0.18	0.06-0.18	**0.06-0.20**	0.06-0.20	0.06-0.12	0.06-0.12	**0.06-0.15**	0.06-0.15
0.06-0.18	0.08-0.18	**0.08-0.26**	0.08-0.30	0.06-0.18	0.08-0.18	**0.08-0.22**	0.08-0.22	0.06-0.12	0.08-0.12	**0.08-0.17**	0.08-0.17
0.06-0.24	0.08-0.24	**0.08-0.30**	0.08-0.30	0.06-0.20	0.08-0.20	**0.08-0.22**	0.08-0.22	0.06-0.16	0.08-0.16	**0.08-0.20**	0.08-0.20
0.06-0.24	0.08-0.24	**0.08-0.30**	0.08-0.30	0.06-0.22	0.08-0.22	**0.08-0.22**	0.08-0.22	0.06-0.16	0.08-0.16	**0.08-0.20**	0.08-0.20
0.10-0.24	0.10-0.24	**0.10-0.32**	0.10-0.32	0.10-0.22	0.10-0.22	**0.10-0.24**	0.10-0.24				
0.10-0.24	0.10-0.24	**0.10-0.32**	0.10-0.32	0.10-0.22	0.10-0.22	**0.10-0.24**	0.10-0.24				

CoroDrill® 880

Valores métricos

ISO	Núm. MC	Material	Dureza Brinell HB	Calidad	Velocidad de corte (m/min)	Diámetro de taladrado D_c mm
P	P3.0.Z.AN (03.11)	Acero de alta aleación (recocido)	150-250			12.00-13.99 14.00-16.49 16.50-19.99
				4324	160-290	20.00-23.99
				4334	130-240	24.00-29.99
				4044	100-170	30.00-35.99 36.00-43.99 44.00-52.99 53.00-63.50
	P3.0.Z.HT (03.21)	Acero templado	250-350			12.00-13.99 14.00-16.49 16.50-19.99
				4324	80-210	20.00-23.99
				4334	75-175	24.00-29.99
				4044	70-125	30.00-35.99 36.00-43.99 44.00-52.99 53.00-63.50
	P1.5.C.UT 06.1	Fundición de acero (sin alear)	90-225			12.00-13.99 14.00-16.49 16.50-19.99
				4324	140-325	20.00-23.99
				4334	135-265	24.00-29.99
				4044	125-190	30.00-35.99 36.00-43.99 44.00-52.99 53.00-63.50
	P2.6.C.UT (06.2)	Baja aleación (elementos de aleación menos de 5%)	150-250			12.00-13.99 14.00-16.49 16.50-19.99
				4324	110-265	20.00-23.99
				4334	105-210	24.00-29.99
				4044	100-150	30.00-35.99 36.00-43.99 44.00-52.99 53.00-63.50

Nota: el texto en negrita corresponde a la geometría recomendada
La calidad de la plaquita central siempre es 1044.

CoroDrill® 880

Geometría / Avance											
Longitud de broca 2-3xD				Longitud de broca 4xD				Longitud de broca 5xD			
-LM	-GM	-GR	-GT	-LM	-GM	-GR	-GT	-LM	-GM	-GR	-GT
f_n mm/rev.	f_n mm/rev.	f_n mm/rev.	f_n mm/rev.	f_n mm/rev.	f_n mm/rev.	f_n mm/rev.	f_n mm/rev.	f_n mm/rev.	f_n mm/rev.	f_n mm/rev.	f_n mm/rev.
0.04-0.10		**0.04-0.15**		0.04-0.10		**0.04-0.12**		0.04-0.07		**0.04-0.10**	
0.04-0.10	0.04-0.10	**0.04-0.16**	0.04-0.16	0.04-0.10	0.04-0.10	**0.04-0.14**	0.04-0.14	0.04-0.07	0.04-0.07	**0.04-0.11**	0.04-0.11
0.06-0.14	0.06-0.14	**0.06-0.20**	0.06-0.20	0.06-0.14	0.06-0.14	**0.06-0.16**	0.06-0.16	0.06-0.09	0.06-0.09	**0.06-0.13**	0.06-0.13
0.06-0.18	0.06-0.18	**0.06-0.22**	0.06-0.22	0.06-0.18	0.06-0.18	**0.06-0.20**	0.06-0.20	0.06-0.12	0.06-0.12	**0.06-0.15**	0.06-0.15
0.06-0.18	0.08-0.18	**0.08-0.26**	0.08-0.26	0.06-0.18	0.08-0.18	**0.08-0.22**	0.08-0.22	0.06-0.12	0.08-0.12	**0.08-0.17**	0.08-0.17
0.06-0.24	0.08-0.24	**0.08-0.30**	0.08-0.30	0.06-0.20	0.08-0.20	**0.08-0.24**	0.08-0.24	0.06-0.16	0.08-0.16	**0.08-0.20**	0.08-0.20
0.06-0.24	0.08-0.24	**0.08-0.30**	0.08-0.30	0.06-0.22	0.08-0.22	**0.08-0.24**	0.08-0.24	0.06-0.16	0.08-0.16	**0.08-0.20**	0.08-0.20
0.10-0.24	0.10-0.24	**0.10-0.32**	0.10-0.32	0.10-0.22	0.10-0.22	**0.10-0.24**	0.10-0.24				
0.10-0.24	0.10-0.24	**0.10-0.32**	0.10-0.32	0.10-0.22	0.10-0.22	**0.10-0.24**	0.10-0.24				
0.04-0.10		**0.04-0.12**		0.04-0.10		**0.04-0.11**		0.04-0.07		**0.04-0.09**	
0.04-0.10	0.04-0.10	**0.04-0.14**	0.04-0.14	0.04-0.10	0.04-0.10	**0.04-0.14**	0.04-0.14	0.04-0.07	0.04-0.07	**0.04-0.09**	0.04-0.09
0.06-0.14	0.06-0.14	**0.06-0.16**	0.06-0.16	0.06-0.14	0.06-0.14	**0.06-0.16**	0.06-0.16	0.06-0.09	0.06-0.09	**0.06-0.11**	0.06-0.11
0.06-0.18	0.06-0.18	**0.06-0.18**	0.06-0.20	0.06-0.18	0.06-0.18	**0.06-0.20**	0.06-0.20	0.06-0.12	0.06-0.12	**0.06-0.12**	0.06-0.12
0.06-0.18	0.08-0.18	**0.08-0.22**	0.08-0.26	0.06-0.18	0.08-0.18	**0.08-0.22**	0.08-0.22	0.06-0.12	0.08-0.12	**0.08-0.15**	0.08-0.15
0.06-0.20	0.08-0.20	**0.08-0.24**	0.08-0.24	0.06-0.20	0.08-0.20	**0.08-0.24**	0.08-0.24	0.06-0.13	0.08-0.13	**0.08-0.16**	0.08-0.16
0.06-0.22	0.08-0.22	**0.08-0.26**	0.08-0.26	0.06-0.22	0.08-0.22	**0.08-0.24**	0.08-0.24	0.06-0.15	0.08-0.15	**0.08-0.17**	0.08-0.17
0.10-0.22	0.10-0.22	**0.10-0.26**	0.10-0.26	0.10-0.22	0.10-0.22	**0.10-0.24**	0.10-0.24				
0.10-0.22	0.10-0.22	**0.10-0.26**	0.10-0.26	0.10-0.22	0.10-0.22	**0.10-0.24**	0.10-0.24				
0.04-0.08		**0.04-0.12**		0.04-0.08		**0.04-0.12**		0.04-0.05		**0.04-0.08**	
0.04-0.08	0.04-0.08	**0.04-0.12**	0.04-0.12	0.04-0.08	0.04-0.08	**0.04-0.12**	0.04-0.12	0.04-0.05	0.04-0.05	**0.04-0.08**	0.04-0.08
0.04-0.08	0.04-0.08	**0.04-0.12**	0.04-0.12	0.04-0.08	0.04-0.08	**0.04-0.12**	0.04-0.12	0.04-0.05	0.04-0.05	**0.04-0.08**	0.04-0.08
0.04-0.10	0.04-0.10	**0.04-0.14**	0.04-0.14	0.04-0.10	0.04-0.10	**0.04-0.14**	0.04-0.14	0.04-0.07	0.04-0.07	**0.04-0.09**	0.04-0.09
0.04-0.10	0.04-0.10	**0.04-0.14**	0.06-0.22	0.04-0.10	0.04-0.10	**0.04-0.14**	0.06-0.14	0.04-0.07	0.04-0.07	**0.04-0.09**	0.04-0.09
0.06-0.14	0.06-0.14	**0.06-0.16**	0.06-0.16	0.06-0.14	0.06-0.14	**0.06-0.16**	0.06-0.16	0.06-0.09	0.06-0.09	**0.06-0.11**	0.06-0.11
0.06-0.14	0.06-0.14	**0.06-0.16**	0.06-0.16	0.06-0.14	0.06-0.14	**0.06-0.16**	0.06-0.16	0.06-0.09	0.06-0.09	**0.06-0.11**	0.06-0.11
0.08-0.14	0.08-0.14	**0.08-0.16**	0.08-0.16	0.08-0.14	0.08-0.14	**0.08-0.16**					
0.08-0.14	0.08-0.14	**0.08-0.16**	0.08-0.16	0.08-0.14	0.08-0.14	**0.08-0.16**					
0.04-0.10		**0.04-0.15**		0.04-0.10		**0.04-0.12**		0.04-0.07		**0.04-0.10**	
0.04-0.10	0.04-0.10	**0.04-0.20**	0.04-0.20	0.04-0.10	0.04-0.10	**0.04-0.14**	0.04-0.14	0.04-0.07	0.04-0.07	**0.04-0.13**	0.04-0.13
0.04-0.14	0.06-0.14	**0.06-0.22**	0.06-0.22	0.04-0.14	0.06-0.14	**0.06-0.16**	0.06-0.16	0.04-0.09	0.06-0.09	**0.06-0.15**	0.06-0.15
0.06-0.18	0.06-0.18	**0.06-0.26**	0.06-0.26	0.06-0.18	0.06-0.18	**0.06-0.20**	0.06-0.20	0.06-0.12	0.06-0.12	**0.06-0.17**	0.06-0.17
0.06-0.18	0.08-0.18	**0.08-0.30**	0.08-0.30	0.06-0.18	0.08-0.18	**0.08-0.22**	0.08-0.22	0.06-0.12	0.08-0.12	**0.08-0.20**	0.08-0.20
0.06-0.20	0.08-0.20	**0.08-0.32**	0.08-0.32	0.06-0.20	0.08-0.20	**0.08-0.24**	0.08-0.24	0.06-0.13	0.08-0.13	**0.08-0.21**	0.08-0.21
0.06-0.22	0.08-0.22	**0.08-0.34**	0.08-0.34	0.06-0.22	0.08-0.22	**0.08-0.24**	0.08-0.24	0.06-0.15	0.08-0.15	**0.08-0.23**	0.08-0.23
0.10-0.22	0.10-0.22	**0.10-0.34**	0.10-0.34	0.10-0.22	0.10-0.22	**0.10-0.24**	0.10-0.24				
0.10-0.22	0.10-0.22	**0.10-0.34**	0.10-0.34	0.10-0.22	0.10-0.22	**0.10-0.24**	0.10-0.24				

CoroDrill® 880

Valores métricos

ISO	Núm. MC	Material	Dureza Brinell HB	Calidad	Velocidad de corte (m/min)	Diámetro de taladrado D_c mm	Geometría/avance (f_n mm/rev) Longitud de broca 2-3xD -LM	-MS[1]	-GM
M	P5.0.Z.AN (05.11)	Acero inoxidable ferrítico/martensítico 13-25% Cr	150-270	4324	120-280	12.00-13.99	0.04-0.12	**0.04-0.12**	
						14.00-16.49	0.04-0.14	**0.04-0.14**	0.04-0.08
						16.50-19.99	0.06-0.16	**0.06-0.16**	0.04-0.08
				4334	115-225	20.00-23.99	0.06-0.18	**0.06-0.18**	0.06-0.14
				4044	115-165	24.00-29.99	0.06-0.18	**0.06-0.18**	0.06-0.14
				2044	115-165	30.00-35.99	0.06-0.20	**0.06-0.20**	0.06-0.16
						36.00-43.99	0.06-0.20	**0.06-0.20**	0.06-0.16
						44.00-52.99	0.10-0.24	**0.10-0.24**	0.10-0.18
						53.00-63.50	0.10-0.24	**0.10-0.24**	0.10-0.18
	M1.0.Z.AQ (05.21)	Austenítico Ni > 8%, 13-25% Cr	150-275	4324	120-265	12.00-13.99	0.04-0.12	**0.04-0.12**	
						14.00-16.49	0.04-0.14	**0.04-0.14**	0.04-0.08
						16.50-19.99	0.06-0.14	**0.06-0.14**	0.04-0.08
				4334	115-225	20.00-23.99	0.06-0.16	**0.06-0.16**	0.06-0.12
				4044	115-180	24.00-29.99	0.06-0.16	**0.06-0.16**	0.06-0.12
				2044	115-180	30.00-35.99	0.06-0.18	**0.06-0.18**	0.06-0.16
						36.00-43.99	0.06-0.20	**0.06-0.20**	0.06-0.16
						44.00-52.99	0.10-0.20	**0.10-0.20**	0.10-0.16
						53.00-63.50	0.10-0.20	**0.10-0.20**	0.10-0.16
	M3.1.Z.AQ (05.51) M3.2.Z.AQ (05.52)	Austenítico/ferrítico (dúplex)	200-320	4324	90-155	12.00-13.99	0.04-0.12	**0.04-0.12**	
						14.00-16.49	0.04-0.14	**0.04-0.14**	0.04-0.08
						16.50-19.99	0.06-0.14	**0.06-0.14**	0.04-0.08
				4334	85-145	20.00-23.99	0.06-0.16	**0.06-0.16**	0.06-0.12
				4044	85-125	24.00-29.99	0.06-0.16	**0.06-0.16**	0.06-0.12
				2044	85-125	30.00-35.99	0.06-0.18	**0.06-0.18**	0.06-0.16
						36.00-43.99	0.06-0.20	**0.06-0.20**	0.06-0.16
						44.00-52.99	0.10-0.20	**0.10-0.20**	0.10-0.16
						53.00-63.50	0.10-0.20	**0.10-0.20**	0.10-0.16
	M1.0.C.UT (15.21)	Fundiciones austeníticas	150-250	4324	150-210	12.00-13.99	0.04-0.12	**0.04-0.12**	
						14.00-16.49	0.04-0.12	**0.04-0.12**	0.04-0.08
						16.50-19.99	0.06-0.14	**0.06-0.14**	0.04-0.08
				4334	115-185	20.00-23.99	0.06-0.16	**0.06-0.16**	0.06-0.12
				4044	80-155	24.00-29.99	0.06-0.16	**0.06-0.16**	0.06-0.12
				2044	80-155	30.00-35.99	0.06-0.18	**0.06-0.18**	0.06-0.16
						36.00-43.99	0.06-0.20	**0.06-0.20**	0.06-0.16
						44.00-52.99	0.10-0.20	**0.10-0.20**	0.10-0.16
						53.00-63.50	0.10-0.20	**0.10-0.20**	0.10-0.16
S	S2.0.Z.AN (20.21) S2.0.Z.AG (20.22) S2.0.C.NS (20.24)	Aleaciones termorresistentes. Base de Ni	140-425	4044 H13A 2044	20-90 15-90 20-90	12.00-13.99	**0.04-0.08**	0.04-0.08	
						14.00-16.49	**0.04-0.08**	0.04-0.08	0.04-0.10
						16.50-19.99	**0.05-0.08**	0.05-0.08	0.05-0.10
						20.00-23.99	**0.05-0.08**	0.05-0.08	0.05-0.10
						24.00-29.99	**0.06-0.10**	0.06-0.10	0.06-0.12
						30.00-35.99	**0.06-0.12**	0.06-0.12	0.06-0.12
						36.00-43.99	**0.06-0.12**	0.06-0.12	0.06-0.12
						44.00-52.99	**0.06-0.12**	0.06-0.12	0.06-0.12
						53.00-63.50	**0.08-0.14**	0.08-0.14	0.06-0.14
	S4.2.Z.AN (23.21) S4.3.Z.AG (23.22)	Titanio: aleaciones alfa, cerca de alfa y alfa + beta, recocidas Titanio: aleaciones alfa + beta en condiciones envejecidas, aleaciones beta recocidas o envejecidas	Rm (Mpa) 600-1500	4044 H13A 2044	40-135 40-135 40-135	12.00-13.99	**0.04-0.14**	0.04-0.14	
						14.00-16.49	**0.06-0.14**	0.06-0.14	0.06-0.12
						16.50-19.99	**0.08-0.16**	0.08-0.16	0.08-0.14
						20.00-23.99	**0.08-0.16**	0.08-0.16	0.08-0.14
						24.00-29.99	**0.12-0.18**	0.12-0.18	0.10-0.16
						30.00-35.99	**0.12-0.18**	0.12-0.18	0.10-0.18
						36.00-43.99	**0.12-0.18**	0.12-0.18	0.10-0.18
						44.00-52.99	**0.12-0.18**	0.12-0.18	0.10-0.18
						53.00-63.50	**0.14-0.20**	0.14-0.20	0.14-0.20

Nota: el texto en negrita corresponde a la geometría recomendada

[1] La geometría MS sólo está disponible en GC2044

GC1044 es la calidad universal para plaquita central en todos los materiales

GC1144 es la calidad optimizada para plaquitas centrales en materiales ISO M

CoroDrill® 880

Geometría/avance (f_n mm/rev)											
Longitud de broca 2-3xD				**Longitud de broca 4xD**					**Longitud de broca 5xD**		
-GR	**-GT**	**-LM**	**MS[1)]**	**-GM**	**-GR**	**-GT**	**-LM**	**MS[1)]**	**-GM**	**-GR**	**-GT**
0.04-0.08		0.04-0.10	**0.04-0.10**		0.04-0.08		0.04-0.08	**0.04-0.08**		0.04-0.05	
0.04-0.08	0.04-0.14	0.04-0.12	**0.04-0.12**	0.04-0.08	0.04-0.08	0.04-0.12	0.04-0.09	**0.04-0.09**	0.04-0.05	0.04-0.05	0.04-0.09
0.04-0.08	0.06-0.16	0.06-0.14	**0.06-0.14**	0.04-0.08	0.04-0.08	0.06-0.14	0.06-0.11	**0.06-0.11**	0.04-0.05	0.04-0.05	0.06-0.11
0.06-0.14	0.06-0.18	0.06-0.16	**0.06-0.16**	0.06-0.14	0.06-0.14	0.06-0.16	0.06-0.12	**0.06-0.12**	0.06-0.09	0.06-0.09	0.06-0.12
0.06-0.14	0.06-0.18	0.06-0.16	**0.06-0.16**	0.06-0.14	0.06-0.14	0.06-0.16	0.06-0.12	**0.06-0.12**	0.06-0.09	0.06-0.09	0.06-0.12
0.06-0.16	0.06-0.20	0.06-0.18	**0.06-0.18**	0.06-0.16	0.06-0.16	0.06-0.18	0.06-0.13	**0.06-0.13**	0.06-0.11	0.06-0.11	0.06-0.13
0.06-0.16	0.10-0.24	0.06-0.18	**0.06-0.18**	0.06-0.16	0.06-0.16	0.06-0.18	0.06-0.13	**0.06-0.13**	0.06-0.11	0.06-0.11	0.06-0.13
0.10-0.18	0.10-0.24	0.10-0.20	**0.10-0.20**	0.10-0.16	0.10-0.16	0.10-0.20					
0.10-0.18	0.10-0.24	0.10-0.20	**0.10-0.20**	0.10-0.16	0.10-0.16	0.10-0.20					
0.04-0.08		0.04-0.10	**0.04-0.10**		0.04-0.08		0.04-0.08	**0.04-0.08**		0.04-0.05	
0.04-0.08	0.04-0.14	0.04-0.12	**0.04-0.12**	0.04-0.08	0.04-0.08	0.04-0.12	0.04-0.09	**0.04-0.09**	0.04-0.05	0.04-0.05	0.04-0.09
0.04-0.08	0.06-0.14	0.06-0.12	**0.06-0.12**	0.04-0.08	0.04-0.08	0.06-0.12	0.06-0.09	**0.06-0.09**	0.04-0.05	0.04-0.05	0.06-0.09
0.06-0.12	0.06-0.16	0.06-0.14	**0.06-0.14**	0.06-0.12	0.06-0.12	0.06-0.14	0.06-0.11	**0.06-0.11**	0.06-0.08	0.06-0.08	0.06-0.11
0.06-0.12	0.06-0.16	0.06-0.14	**0.06-0.14**	0.06-0.12	0.06-0.12	0.06-0.14	0.06-0.11	**0.06-0.11**	0.06-0.08	0.06-0.08	0.06-0.11
0.06-0.16	0.06-0.20	0.06-0.16	**0.06-0.16**	0.06-0.16	0.06-0.16	0.06-0.16	0.06-0.12	**0.06-0.12**	0.06-0.11	0.06-0.11	0.06-0.12
0.06-0.16	0.06-0.20	0.06-0.16	**0.06-0.16**	0.06-0.16	0.06-0.16	0.06-0.16	0.06-0.13	**0.06-0.13**	0.06-0.11	0.06-0.11	0.06-0.13
0.10-0.16	0.10-0.20	0.10-0.16	**0.10-0.16**	0.10-0.16	0.10-0.16	0.10-0.16					
0.10-0.16	0.10-0.20	0.10-0.16	**0.10-0.16**	0.10-0.16	0.10-0.16	0.10-0.16					
0.04-0.08		0.04-0.10	**0.04-0.10**		0.04-0.08		0.04-0.08	**0.04-0.08**		0.04-0.05	
0.04-0.08	0.04-0.14	0.04-0.12	**0.04-0.12**	0.04-0.08	0.04-0.08	0.04-0.12	0.04-0.09	**0.04-0.09**	0.04-0.05	0.04-0.05	0.04-0.09
0.04-0.08	0.06-0.14	0.06-0.12	**0.06-0.12**	0.04-0.08	0.04-0.08	0.06-0.12	0.06-0.09	**0.06-0.09**	0.04-0.05	0.04-0.05	0.06-0.09
0.06-0.12	0.06-0.16	0.06-0.14	**0.06-0.14**	0.06-0.12	0.06-0.12	0.06-0.14	0.06-0.11	**0.06-0.11**	0.06-0.08	0.06-0.08	0.06-0.11
0.06-0.12	0.06-0.16	0.06-0.14	**0.06-0.14**	0.06-0.12	0.06-0.12	0.06-0.14	0.06-0.11	**0.06-0.11**	0.06-0.08	0.06-0.08	0.06-0.11
0.06-0.16	0.06-0.18	0.06-0.18	**0.06-0.18**	0.06-0.16	0.06-0.16	0.06-0.18	0.06-0.12	**0.06-0.12**	0.06-0.11	0.06-0.11	0.06-0.12
0.06-0.16	0.06-0.20	0.06-0.18	**0.06-0.18**	0.06-0.16	0.06-0.16	0.06-0.18	0.06-0.13	**0.06-0.13**	0.06-0.11	0.06-0.11	0.06-0.13
0.10-0.16	0.10-0.20	0.10-0.18	**0.10-0.18**	0.10-0.16	0.10-0.16	0.10-0.18					
0.10-0.16	0.10-0.20	0.10-0.18	**0.10-0.18**	0.10-0.16	0.10-0.16	0.10-0.18					
0.04-0.08		0.04-0.10	**0.04-0.10**		0.04-0.08		0.04-0.08	**0.04-0.08**		0.04-0.05	
0.04-0.08	0.04-0.12	0.04-0.10	**0.04-0.10**	0.04-0.08	0.04-0.08	0.04-0.10	0.04-0.08	**0.04-0.08**	0.04-0.05	0.04-0.05	0.04-0.08
0.04-0.08	0.06-0.14	0.06-0.12	**0.06-0.12**	0.04-0.08	0.04-0.08	0.06-0.12	0.06-0.09	**0.06-0.09**	0.04-0.05	0.04-0.05	0.06-0.09
0.06-0.12	0.06-0.16	0.06-0.14	**0.06-0.14**	0.06-0.12	0.06-0.12	0.06-0.14	0.06-0.11	**0.06-0.11**	0.06-0.08	0.06-0.08	0.06-0.11
0.06-0.12	0.06-0.16	0.06-0.14	**0.06-0.14**	0.06-0.12	0.06-0.12	0.06-0.14	0.06-0.11	**0.06-0.11**	0.06-0.08	0.06-0.08	0.06-0.11
0.06-0.16	0.06-0.18	0.06-0.18	**0.06-0.18**	0.06-0.16	0.06-0.16	0.06-0.18	0.06-0.12	**0.06-0.12**	0.06-0.11	0.06-0.11	0.06-0.12
0.06-0.16	0.06-0.20	0.06-0.18	**0.06-0.18**	0.06-0.16	0.06-0.16	0.06-0.18	0.06-0.13	**0.06-0.13**	0.06-0.11	0.06-0.11	0.06-0.13
0.10-0.16	0.10-0.20	0.10-0.18	**0.10-0.18**	0.10-0.16	0.10-0.16	0.10-0.18					
0.10-0.16	0.10-0.20	0.10-0.18	**0.10-0.18**	0.10-0.16	0.10-0.16	0.10-0.18					
0.04-0.08		**0.04-0.08**	0.04-0.08		0.04-0.08		**0.04-0.05**	0.04-0.05		0.04-0.05	
0.04-0.08	0.04-0.08	**0.04-0.08**	0.04-0.08	0.04-0.08	0.04-0.08	0.04-0.08	**0.04-0.05**	0.04-0.05	0.04-0.07	0.04-0.05	0.04-0.05
0.05-0.08	0.05-0.08	**0.05-0.08**	0.05-0.08	0.05-0.08	0.05-0.08	0.05-0.08	**0.05-0.05**	0.05-0.05	0.05-0.07	0.05-0.05	0.05-0.05
0.05-0.08	0.05-0.08	**0.05-0.08**	0.05-0.08	0.05-0.08	0.05-0.08	0.05-0.08	**0.05-0.05**	0.05-0.05	0.05-0.07	0.05-0.05	0.05-0.05
0.06-0.08	0.05-0.08	**0.05-0.10**	0.05-0.10	0.06-0.10	0.06-0.08	0.06-0.08	**0.06-0.07**	0.06-0.07	0.06-0.08	0.05-0.06	0.06-0.07
0.06-0.12	0.06-0.12	**0.06-0.12**	0.06-0.12	0.06-0.12	0.06-0.12	0.06-0.12	**0.06-0.08**	0.06-0.08	0.06-0.08	0.06-0.08	0.06-0.08
0.06-0.12	0.06-0.12	**0.06-0.12**	0.06-0.12	0.06-0.12	0.06-0.12	0.06-0.12	**0.06-0.08**	0.06-0.08	0.06-0.08	0.06-0.08	0.06-0.08
0.06-0.12	0.06-0.12	**0.06-0.12**	0.06-0.12	0.06-0.12	0.08-0.12	0.06-0.12					
0.08-0.12	0.08-0.14	**0.08-0.14**	0.08-0.14	0.08-0.14	0.08-0.12	0.08-0.14					
0.04-0.10		**0.04-0.12**	0.04-0.12		0.04-0.10		**0.04-0.10**	0.04-0.10		0.04-0.08	
0.06-0.10	0.06-0.10	**0.04-0.12**	0.04-0.12	0.04-0.10	0.08-0.12	0.06-0.10	**0.06-0.09**	0.06-0.09	0.06-0.08	0.06-0.07	0.06-0.07
0.08-0.12	0.08-0.12	**0.08-0.14**	0.08-0.14	0.06-0.12	0.08-0.12	0.08-0.12	**0.08-0.11**	0.08-0.11	0.08-0.09	0.08-0.08	0.08-0.08
0.08-0.12	0.08-0.12	**0.08-0.14**	0.08-0.14	0.06-0.12	0.10-0.14	0.08-0.12	**0.08-0.11**	0.08-0.11	0.08-0.09	0.08-0.08	0.08-0.08
0.10-0.14	0.10-0.14	**0.10-0.16**	0.10-0.16	0.08-0.14	0.10-0.14	0.10-0.14	**0.12-0.12**	0.12-0.12	0.10-0.11	0.09-0.10	0.09-0.10
0.10-0.16	0.12-0.18	**0.12-0.18**	0.12-0.18	0.10-0.16	0.10-0.16	0.12-0.18	**0.12-0.12**	0.12-0.12	0.10-0.12	0.10-0.11	0.12-0.12
0.10-0.16	0.12-0.18	**0.12-0.18**	0.12-0.18	0.10-0.16	0.12-0.16	0.12-0.18	**0.12-0.12**	0.12-0.12	0.10-0.12	0.10-0.11	0.12-0.12
0.10-0.16	0.12-0.18	**0.12-0.18**	0.12-0.18	0.10-0.16	0.12-0.16	0.12-0.18					
0.12-0.16	0.14-0.20	**0.14-0.20**	0.14-0.20	0.14-0.18	0.12-0.16	0.14-0.20					

CoroDrill® 880

Valores métricos

ISO	Núm. MC	Material	Dureza Brinell HB	Calidad	Velocidad de corte (m/min)	Diámetro de taladrado D_c mm
K	K1.1.C.NS (07.1)	Fundición maleable ferrítico (viruta corta)	110-145			12.00-13.99
						14.00-16.49
						16.50-19.99
				4324	140-245	20.00-23.99
				4334	110-200	24.00-29.99
				4044	80-145	30.00-35.99
						36.00-43.99
						44.00-52.99
						53.00-63.50
	K1.1.C.NS (07.2)	Perlítica (viruta larga)	150-270			12.00-13.99
						14.00-16.49
						16.50-19.99
				4324	105-180	20.00-23.99
				4334	85-150	24.00-29.99
				4044	65-105	30.00-35.99
						36.00-43.99
						44.00-52.99
						53.00-63.50
	K2.1.C.UT (08.1)	Fundición gris: baja resistencia a la tracción	150-220			12.00-13.99
						14.00-16.49
						16.50-19.99
				4324	210-325	20.00-23.99
				4334	170-270	24.00-29.99
				4044	130-195	30.00-35.99
						36.00-43.99
						44.00-52.99
						53.00-63.50
	K2.2.C.UT (08.2)	Alta resistencia a la tracción	200-330			12.00-13.99
						14.00-16.49
						16.50-19.99
				4324	125-245	20.00-23.99
				4334	100-195	24.00-29.99
				4044	75-140	30.00-35.99
						36.00-43.99
						44.00-52.99
						53.00-63.50
	K3.1.C.UT (09.1)	Fundición nodular (ferrítico)	150-230			12.00-13.99
						14.00-16.49
						16.50-19.99
				4324	125-225	20.00-23.99
				4334	100-185	24.00-29.99
				4044	80-135	30.00-35.99
						36.00-43.99
						44.00-52.99
						53.00-63.50
	K3.3.C.UT (09.2)	Perlítica	200-330			12.00-13.99
						14.00-16.49
						16.50-19.99
				4324	110-210	20.00-23.99
				4334	90-175	24.00-29.99
				4044	70-125	30.00-35.99
						36.00-43.99
						44.00-52.99
						53.00-63.50

Nota: el texto en negrita corresponde a la geometría recomendada
La calidad de la plaquita central siempre es 1044.

CoroDrill® 880

Geometría / Avance											
Longitud de broca 2-3xD				Longitud de broca 4xD				Longitud de broca 5xD			
-LM	-GM	-GR	-GT	-LM	-GM	-GR	-GT	-LM	-GM	-GR	-GT
f_n mm/rev.	f_n mm/rev.	f_n mm/rev.	f_n mm/rev.	f_n mm/rev.	f_n mm/rev.	f_n mm/rev.	f_n mm/rev.	f_n mm/rev.	f_n mm/rev.	f_n mm/rev.	f_n mm/rev.
0.06-0.10		**0.06-0.15**		0.06-0.10		**0.06-0.13**		0.06-0.08		**0.06-0.10**	
0.06-0.10	0.06-0.12	**0.06-0.20**	0.06-0.20	0.06-0.10	0.06-0.12	**0.06-0.14**	0.06-0.14	0.06-0.07	0.06-0.08	**0.06-0.13**	0.06-0.13
0.06-0.12	0.08-0.14	**0.08-0.22**	0.08-0.22	0.06-0.12	0.08-0.14	**0.08-0.18**	0.08-0.18	0.06-0.08	0.08-0.09	**0.08-0.15**	0.08-0.15
0.08-0.14	0.10-0.18	**0.10-0.28**	0.10-0.28	0.08-0.14	0.10-0.18	**0.10-0.22**	0.10-0.22	0.08-0.09	0.10-0.12	**0.10-0.19**	0.08-0.19
0.08-0.14	0.10-0.20	**0.10-0.30**	0.10-0.30	0.08-0.14	0.10-0.20	**0.10-0.26**	0.10-0.26	0.08-0.09	0.10-0.13	**0.10-0.20**	0.10-0.20
0.10-0.16	0.10-0.20	**0.10-0.32**	0.10-0.32	0.10-0.16	0.10-0.20	**0.10-0.28**	0.10-0.28	0.10-0.11	0.10-0.13	**0.10-0.21**	0.10-0.21
0.10-0.16	0.10-0.20	**0.10-0.34**	0.10-0.34	0.10-0.16	0.10-0.20	**0.10-0.30**	0.10-0.30	0.10-0.11	0.10-0.13	**0.10-0.23**	0.10-0.23
0.12-0.18	0.12-0.22	**0.12-0.34**	0.12-0.34	0.12-0.16	0.12-0.20	**0.12-0.30**	0.12-0.30				
0.12-0.18	0.12-0.22	**0.12-0.34**	0.12-0.34	0.12-0.16	0.12-0.20	**0.12-0.30**	0.12-0.30				
0.06-0.10		**0.06-0.15**		0.06-0.10		**0.06-0.12**		0.06-0.08		**0.06-0.10**	
0.06-0.10	0.06-0.12	**0.06-0.16**	0.06-0.16	0.06-0.10	0.06-0.12	**0.06-0.12**	0.06-0.12	0.06-0.07	0.06-0.08	**0.06-0.11**	0.06-0.11
0.06-0.12	0.08-0.14	**0.08-0.18**	0.08-0.18	0.06-0.12	0.08-0.14	**0.08-0.14**	0.08-0.14	0.06-0.08	0.08-0.09	**0.08-0.12**	0.08-0.12
0.08-0.14	0.10-0.16	**0.10-0.24**	0.10-0.24	0.08-0.14	0.10-0.16	**0.10-0.19**	0.10-0.19	0.08-0.09	0.10-0.11	**0.10-0.16**	0.08-0.16
0.08-0.14	0.10-0.18	**0.10-0.28**	0.10-0.28	0.08-0.14	0.10-0.18	**0.10-0.22**	0.10-0.22	0.08-0.09	0.10-0.12	**0.10-0.19**	0.10-0.19
0.10-0.16	0.10-0.20	**0.10-0.30**	0.10-0.30	0.10-0.16	0.10-0.20	**0.10-0.24**	0.10-0.24	0.10-0.11	0.10-0.13	**0.10-0.20**	0.10-0.20
0.10-0.16	0.10-0.20	**0.10-0.32**	0.10-0.32	0.10-0.16	0.10-0.20	**0.10-0.26**	0.10-0.26	0.10-0.11	0.10-0.13	**0.10-0.21**	0.10-0.21
0.10-0.16	0.10-0.20	**0.10-0.32**	0.10-0.32	0.10-0.16	0.10-0.20	**0.10-0.26**	0.10-0.26				
0.10-0.16	0.10-0.20	**0.10-0.32**	0.10-0.32	0.10-0.16	0.10-0.20	**0.10-0.26**	0.10-0.26				
0.06-0.10		**0.06-0.15**		0.06-0.10		**0.06-0.13**		0.06-0.08		**0.06-0.10**	
0.06-0.10	0.06-0.12	**0.06-0.20**	0.06 - 0.20	0.06-0.10	0.06-0.12	**0.06-0.14**	0.06 - 0.14	0.06-0.07	0.06-0.08	**0.06-0.13**	0.06 - 0.13
0.06-0.12	0.08-0.14	**0.08-0.22**	0.08-0.22	0.06-0.12	0.08-0.14	**0.08-0.18**	0.08 - 0.18	0.06-0.08	0.08-0.09	**0.08-0.15**	0.08 - 0.15
0.08-0.14	0.10-0.18	**0.10-0.28**	0.10 - 0.28	0.08-0.14	0.10-0.18	**0.10-0.22**	0.10 - 0.22	0.08-0.09	0.10-0.12	**0.10-0.19**	0.10 - 0.19
0.08-0.14	0.10-0.20	**0.10-0.32**	0.10 - 0.32	0.08-0.14	0.10-0.20	**0.10-0.26**	0.10 - 0.26	0.08-0.09	0.10-0.13	**0.10-0.21**	0.10 - 0.21
0.10-0.16	0.10-0.20	**0.10-0.32**	0.10-0.32	0.10-0.16	0.10-0.20	**0.10-0.28**	0.10-0.28	0.10-0.11	0.10-0.13	**0.10-0.21**	0.10-0.21
0.10-0.16	0.10-0.20	**0.10-0.34**	0.10-0.34	0.10-0.16	0.10-0.20	**0.10-0.30**	0.10-0.30	0.10-0.11	0.10-0.13	**0.10-0.23**	0.10-0.23
0.12-0.18	0.12-0.22	**0.12-0.34**	0.12-0.34	0.12-0.16	0.12-0.20	**0.12-0.30**	0.12-0.30				
0.12-0.18	0.12-0.22	**0.12-0.34**	0.12-0.34	0.12-0.16	0.12-0.20	**0.12-0.30**	0.12-0.30				
0.06-0.10		**0.06-0.15**		0.06-0.10		**0.06-0.12**		0.06-0.08		**0.06-0.10**	
0.06-0.10	0.06-0.12	**0.06-0.16**	0.06 - 0.16	0.06-0.10	0.06-0.12	**0.06-0.12**	0.06 - 0.12	0.06-0.07	0.06-0.08	**0.06-0.11**	0.06 - 0.11
0.06-0.12	0.08-0.14	**0.08-0.18**	0.08 - 0.18	0.06-0.12	0.08-0.14	**0.08-0.14**	0.08 - 0.14	0.06-0.08	0.08-0.09	**0.08-0.12**	0.08 - 0.12
0.08-0.14	0.10-0.16	**0.10-0.24**	0.10 - 0.24	0.08-0.14	0.10-0.16	**0.10-0.19**	0.10 - 0.19	0.08-0.09	0.10-0.11	**0.10-0.16**	0.10 - 0.16
0.08-0.14	0.10-0.18	**0.10-0.28**	0.10 - 0.28	0.08-0.14	0.10-0.18	**0.10-0.22**	0.10 - 0.22	0.08-0.09	0.10-0.12	**0.10-0.19**	0.10 - 0.19
0.10-0.16	0.10-0.20	**0.10-0.30**	0.10-0.30	0.10-0.16	0.10-0.20	**0.10-0.24**	0.10-0.24	0.10-0.11	0.10-0.13	**0.10-0.20**	0.10-0.20
0.10-0.16	0.10-0.20	**0.10-0.32**	0.10-0.32	0.10-0.16	0.10-0.20	**0.10-0.26**	0.10-0.26	0.10-0.11	0.10-0.13	**0.10-0.21**	0.10-0.21
0.10-0.16	0.10-0.20	**0.10-0.32**	0.10-0.32	0.10-0.16	0.10-0.20	**0.10-0.26**	0.10-0.26				
0.10-0.16	0.10-0.20	**0.10-0.32**	0.10-0.32	0.10-0.16	0.10-0.20	**0.10-0.26**	0.10-0.26				
0.06-0.10		**0.06-0.15**		0.06-0.10		**0.06-0.12**		0.06-0.08		**0.06-0.10**	
0.06-0.10	0.06-0.12	**0.06-0.16**	0.06 - 0.16	0.06-0.10	0.06-0.12	**0.06-0.12**	0.06 - 0.12	0.06-0.07	0.06-0.08	**0.06-0.11**	0.06 - 0.11
0.06-0.12	0.08-0.14	**0.08-0.18**	0.08 - 0.18	0.06-0.12	0.08-0.14	**0.08-0.14**	0.08 - 0.14	0.06-0.08	0.08-0.09	**0.08-0.12**	0.08 - 0.12
0.08-0.14	0.10-0.16	**0.10-0.24**	0.10 - 0.24	0.08-0.14	0.10-0.16	**0.10-0.19**	0.10 - 0.19	0.08-0.09	0.10-0.11	**0.10-0.16**	0.10 - 0.16
0.08-0.14	0.10-0.18	**0.10-0.28**	0.10 - 0.28	0.08-0.14	0.10-0.18	**0.10-0.22**	0.10 - 0.22	0.08-0.09	0.10-0.12	**0.10-0.19**	0.10 - 0.19
0.10-0.16	0.10-0.20	**0.10-0.30**	0.10-0.30	0.10-0.16	0.10-0.20	**0.10-0.24**	0.10-0.24	0.10-0.11	0.10-0.13	**0.10-0.20**	0.10-0.20
0.10-0.16	0.10-0.20	**0.10-0.32**	0.10-0.32	0.10-0.16	0.10-0.20	**0.10-0.26**	0.10-0.26	0.10-0.11	0.10-0.13	**0.10-0.21**	0.10-0.21
0.10-0.16	0.10-0.20	**0.10-0.32**	0.10-0.32	0.10-0.16	0.10-0.20	**0.10-0.26**	0.10-0.26				
0.10-0.16	0.10-0.20	**0.10-0.32**	0.10-0.32	0.10-0.16	0.10-0.20	**0.10-0.26**	0.10-0.26				
0.06-0.10		**0.06-0.15**		0.06-0.10		**0.06-0.12**		0.06-0.08		**0.06-0.10**	
0.06-0.10	0.06-0.12	**0.06-0.16**	0.06 - 0.16	0.06-0.10	0.06-0.12	**0.06-0.12**	0.06 - 0.12	0.06-0.07	0.06-0.08	**0.06-0.11**	0.06 - 0.11
0.06-0.12	0.08-0.14	**0.08-0.18**	0.08 - 0.18	0.06-0.12	0.08-0.14	**0.08-0.14**	0.08 - 0.14	0.06-0.08	0.08-0.09	**0.08-0.12**	0.08 - 0.12
0.08-0.14	0.10-0.16	**0.10-0.24**	0.10 - 0.24	0.08-0.14	0.10-0.16	**0.10-0.19**	0.10 - 0.19	0.08-0.09	0.10-0.11	**0.10-0.16**	0.10 - 0.16
0.08-0.14	0.10-0.18	**0.10-0.28**	0.10 - 0.28	0.08-0.14	0.10-0.18	**0.10-0.22**	0.10 - 0.22	0.08-0.09	0.10-0.12	**0.10-0.19**	0.10 - 0.19
0.10-0.16	0.10-0.20	**0.10-0.30**	0.10-0.30	0.10-0.16	0.10-0.20	**0.10-0.24**	0.10-0.24	0.10-0.11	0.10-0.13	**0.10-0.20**	0.10-0.20
0.10-0.16	0.10-0.20	**0.10-0.32**	0.10-0.32	0.10-0.16	0.10-0.20	**0.10-0.26**	0.10-0.26	0.10-0.11	0.10-0.13	**0.10-0.21**	0.10-0.21
0.10-0.16	0.10-0.20	**0.10-0.32**	0.10-0.32	0.10-0.16	0.10-0.20	**0.10-0.26**	0.10-0.26				
0.10-0.16	0.10-0.20	**0.10-0.32**	0.10-0.32	0.10-0.16	0.10-0.20	**0.10-0.26**	0.10-0.26				

CoroDrill® 880

Valores métricos

ISO	Núm. MC	Material	Dureza Brinell HB	Calidad	Velocidad de corte (m/min)	Diámetro de taladrado D_c mm
H	H1.3.Z.HA (04.1)	Endurecido y templado	47-65	4324 4334 4044	30-85 30-85 30-80	12.00-13.99 14.00-16.49 16.50-19.99 20.00-23.99 24.00-29.99 30.00-35.99 36.00-43.99 44.00-52.99 53.00-63.50
N	N1.2.Z.AG (30.12)	Aleaciones de Al. Forjadas o forjadas y envejecidas	30-150	4044 H13A	300-385 300-400	12.00-13.99 14.00-16.49 16.50-19.99 20.00-23.99 24.00-29.99 30.00-35.99 36.00-43.99 44.00-52.99 53.00-63.50
	N1.3.C.UT (30.21)	Fundidas, no envejecidas	40-100	4044 H13A	300-385 300-400	12.00-13.99 14.00-16.49 16.50-19.99 20.00-23.99 24.00-29.99 30.00-35.99 36.00-43.99 44.00-52.99 53.00-63.50
	N1.3.C.AG (30.22)	Fundición, o fundición y envejecido	70-140	4044 H13A	250-335 250-350	12.00-13.99 14.00-16.49 16.50-19.99 20.00-23.99 24.00-29.99 30.00-35.99 36.00-43.99 44.00-52.99 53.00-63.50
	N3.3.U.UT (33.1)	Cobre y aleaciones de cobre	70-160	4044 H13A	250-380 250-400	12.00-13.99 14.00-16.49 16.50-19.99 20.00-23.99 24.00-29.99 30.00-35.99 36.00-43.99 44.00-52.99 53.00-63.50
	N3.2.C.UT (33.2)	Latón y aleaciones de plomo (Pb < 1%)	50-200	4044 H13A	180-230 180-240	12.00-13.99 14.00-16.49 16.50-19.99 20.00-23.99 24.00-29.99 30.00-35.99 36.00-43.99 44.00-52.99 53.00-63.50

Nota: el texto en negrita corresponde a la geometría recomendada
La calidad de la plaquita central siempre es 1044.

CoroDrill® 880

Geometría / Avance											
Longitud de broca 2-3xD				Longitud de broca 4xD				Longitud de broca 5xD			
-LM	-GM	-GR	-GT	-LM	-GM	-GR	-GT	-LM	-GM	-GR	-GT
f_n mm/rev.	f_n mm/rev.	f_n mm/rev.	f_n mm/rev.	f_n mm/rev.	f_n mm/rev.	f_n mm/rev.	f_n mm/rev.	f_n mm/rev.	f_n mm/rev.	f_n mm/rev.	f_n mm/rev.
0.04-0.08		**0.04-0.10**		0.04-0.08		**0.04-0.10**		0.04-0.05		**0.04-0.06**	
0.04-0.08	**0.04-0.12**	0.04-0.08	0.04 - 0.08	0.04-0.08	**0.04-0.10**	0.04-0.08	0.04 - 0.08	0.04-0.05	**0.04-0.08**	0.04-0.05	0.04 - 0.05
0.05-0.12	**0.06-0.14**	0.05-0.12	0.05 - 0.12	0.05-0.10	**0.06-0.12**	0.05-0.10	0.05 - 0.10	0.05-0.08	**0.06-0.09**	0.05-0.08	0.05 - 0.08
0.05-0.14	**0.06-0.18**	0.05-0.14	0.05 - 0.14	0.05-0.12	**0.06-0.15**	0.05-0.12	0.05 - 0.12	0.05-0.09	**0.06-0.12**	0.05-0.09	0.05 - 0.09
0.05-0.14	**0.06-0.18**	0.05-0.14	0.05 - 0.14	0.05-0.12	**0.06-0.15**	0.05-0.12	0.05 - 0.12	0.05-0.09	**0.06-0.12**	0.05-0.09	0.05 - 0.09
0.06-0.16	**0.06-0.20**	0.06-0.16	0.06-0.16	0.06-0.16	**0.06-0.18**	0.06-0.16	0.06-0.16	0.06-0.11	**0.06-0.13**	0.06-0.11	0.06-0.11
0.06-0.16	**0.06-0.20**	0.06-0.16	0.06-0.16	0.06-0.16	**0.06-0.18**	0.06-0.16	0.06-0.16	0.06-0.11	**0.06-0.13**	0.06-0.11	0.06-0.11
0.10-0.16	**0.10-0.20**	0.10-0.16	0.10-0.16	0.10-0.16	**0.10-0.18**	0.10-0.16	0.10-0.16				
0.10-0.16	**0.10-0.20**	0.10-0.16	0.10-0.16	0.10-0.16	**0.10-0.18**	0.10-0.16	0.10-0.16				
0.04-0.14		0.04-0.12		**0.04-0.12**		0.04-0.10		**0.04-0.08**		0.04-0.08	
0.04-0.14	0.04-0.12	0.04-0.12	0.04-0.14	**0.04-0.12**	0.04-0.10	0.04-0.10	0.04-0.12	**0.04-0.09**	0.04-0.08	0.04-0.08	0.04-0.09
0.04-0.16	0.04-0.14	0.04-0.14	0.04-0.16	**0.04-0.14**	0.04-0.12	0.04-0.12	0.04-0.14	**0.04-0.11**	0.04-0.09	0.04-0.09	0.04 - 0.11
0.06-0.18	0.06-0.16	0.06-0.16	0.06-0.18	**0.06-0.16**	0.06-0.14	0.06-0.14	0.06-0.16	**0.06-0.12**	0.06-0.11	0.06-0.11	0.06 - 0.12
0.10-0.20	0.10-0.18	0.10-0.18	0.10-0.20	**0.10-0.18**	0.10-0.16	0.10-0.16	0.10-0.18	**0.10-0.13**	0.10-0.12	0.10-0.12	0.10 - 0.13
0.10-0.25	0.10-0.20	0.10-0.20	0.10-0.25	**0.10-0.22**	0.10-0.18	0.10-0.16	0.10-0.22	**0.10-0.17**	0.10-0.13	0.10-0.13	0.10-0.17
0.10-0.25	0.10-0.20	0.10-0.20	0.10-0.25	**0.10-0.22**	0.10-0.20	0.10-0.16	0.10-0.22	**0.10-0.17**	0.10-0.13	0.10-0.13	0.10-0.17
0.12-0.28	0.12-0.22	0.12-0.22	0.12-0.28	**0.12-0.25**	0.12-0.22	0.12-0.18	0.12-0.25				
0.12-0.28	0.12-0.22	0.12-0.22	0.12-0.28	**0.12-0.25**	0.12-0.22	0.12-0.18	0.12-0.25				
0.04-0.12		0.04-0.12		**0.04-0.10**		0.04-0.10		**0.04-0.08**		0.04-0.08	
0.04-0.12	0.04-0.14	0.04-0.12	0.04 - 0.12	**0.04-0.10**	0.04-0.12	0.04-0.10	0.04 - 0.10	**0.04-0.08**	0.04-0.09	0.04-0.08	0.04 - 0.08
0.04-0.14	0.04-0.16	0.04-0.14	0.04 - 0.14	**0.04-0.12**	0.04-0.14	0.04-0.12	0.04 - 0.12	**0.04-0.09**	0.04-0.11	0.04-0.09	0.04 - 0.09
0.06-0.16	0.06-0.18	0.06-0.16	0.06 - 0.16	**0.06-0.14**	0.06-0.16	0.06-0.14	0.06 - 0.14	**0.06-0.11**	0.06-0.12	0.06-0.11	0.06 - 0.11
0.10-0.18	0.10-0.20	0.10-0.18	0.10 - 0.18	**0.10-0.16**	0.10-0.18	0.10-0.16	0.10 - 0.16	**0.10-0.12**	0.10-0.13	0.10-0.12	0.10 - 0.12
0.10-0.20	0.10-0.22	0.10-0.20	0.10-0.20	**0.10-0.18**	0.10-0.20	0.10-0.18	0.10-0.18	**0.10-0.13**	0.10-0.15	0.10-0.13	0.10-0.13
0.10-0.20	0.10-0.24	0.10-0.20	0.10-0.20	**0.10-0.18**	0.10-0.22	0.10-0.18	0.10-0.18	**0.10-0.13**	0.10-0.16	0.10-0.13	0.10-0.13
0.12-0.22	0.12-0.26	0.12-0.22	0.12-0.22	**0.12-0.20**	0.12-0.24	0.12-0.20	0.12-0.20				
0.12-0.22	0.12-0.26	0.12-0.22	0.12-0.22	**0.12-0.20**	0.12-0.24	0.12-0.20	0.12-0.20				
0.04-0.12		0.04-0.12		**0.04-0.10**		0.04-0.10		**0.04-0.08**		0.04-0.08	
0.04-0.12	0.04-0.14	0.04-0.12	0.04-0.12	**0.04-0.10**	0.04-0.12	0.04-0.10	0.04-0.10	**0.04-0.08**	0.04-0.09	0.04-0.08	0.04 - 0.08
0.04-0.14	0.04-0.16	0.04-0.14	0.04-0.14	**0.04-0.12**	0.04-0.14	0.04-0.12	0.04-0.12	**0.04-0.09**	0.04-0.11	0.04-0.09	0.04 - 0.09
0.06-0.16	0.06-0.18	0.06-0.16	0.06-0.16	**0.06-0.14**	0.06-0.16	0.06-0.14	0.06-0.14	**0.06-0.11**	0.06-0.12	0.06-0.11	0.06 - 0.11
0.10-0.18	0.10-0.20	0.10-0.18	0.10-0.18	**0.10-0.16**	0.10-0.18	0.10-0.16	0.10-0.16	**0.10-0.12**	0.10-0.13	0.10-0.12	0.10 - 0.12
0.10-0.20	0.10-0.22	0.10-0.20	0.10-0.20	**0.10-0.18**	0.10-0.20	0.10-0.18	0.10-0.18	**0.10-0.13**	0.10-0.15	0.10-0.13	0.10-0.13
0.10-0.20	0.10-0.24	0.10-0.20	0.10-0.20	**0.10-0.18**	0.10-0.22	0.10-0.18	0.10-0.18	**0.10-0.13**	0.10-0.16	0.10-0.13	0.10-0.13
0.12-0.22	0.12-0.26	0.12-0.22	0.12-0.22	**0.12-0.20**	0.12-0.24	0.12-0.20	0.12-0.20				
0.12-0.22	0.12-0.26	0.12-0.22	0.12-0.22	**0.12-0.20**		0.12-0.20	0.12-0.20				
0.04-0.14		0.04-0.12		**0.04-0.12**		0.04-0.10		**0.04-0.08**		0.04-0.08	
0.04-0.14	0.04-0.12	0.04-0.12	0.04-0.12	**0.04-0.12**	0.04-0.10	0.04-0.10	0.04-0.10	**0.04-0.09**	0.04-0.08	0.04-0.08	0.04 - 0.09
0.04-0.16	0.04-0.14	0.04-0.14	0.04-0.14	**0.04-0.14**	0.04-0.12	0.04-0.12	0.04-0.12	**0.04-0.11**	0.04-0.09	0.04-0.09	0.04 - 0.11
0.06-0.18	0.06-0.16	0.06-0.16	0.06-0.16	**0.06-0.16**	0.06-0.14	0.06-0.14	0.06-0.14	**0.06-0.12**	0.06-0.11	0.06-0.11	0.06 - 0.12
0.10-0.20	0.10-0.18	0.10-0.18	0.10-0.20	**0.10-0.18**	0.10-0.16	0.10-0.16	0.10-0.16	**0.10-0.13**	0.10-0.12	0.10-0.12	0.10 - 0.13
0.10-0.25	0.10-0.20	0.10-0.20	0.10-0.25	**0.10-0.22**	0.10-0.18	0.10-0.16	0.10-0.22	**0.10-0.17**	0.10-0.13	0.10-0.13	0.10-0.17
0.10-0.25	0.10-0.20	0.10-0.20	0.10-0.25	**0.10-0.22**	0.10-0.20	0.10-0.16	0.10-0.22	**0.10-0.17**	0.10-0.13	0.10-0.13	0.10-0.17
0.12-0.28	0.12-0.22	0.12-0.22	0.12-0.28	**0.12-0.25**	0.12-0.22	0.12-0.18	0.12-0.25				
0.12-0.28	0.12-0.22	0.12-0.22	0.12-0.28	**0.12-0.25**	0.12-0.22	0.12-0.18	0.12-0.25				
0.04-0.14		0.04-0.12		**0.04-0.12**		0.04-0.10		**0.04-0.08**		0.04-0.08	
0.04-0.14	0.04-0.12	0.04-0.12	0.04-0.12	**0.04-0.12**	0.04-0.10	0.04-0.10	0.04-0.10	**0.04-0.09**	0.04-0.08	0.04-0.08	0.04 - 0.09
0.04-0.16	0.04-0.14	0.04-0.14	0.04-0.14	**0.04-0.14**	0.04-0.12	0.04-0.12	0.04-0.12	**0.04-0.11**	0.04-0.09	0.04-0.09	0.04 - 0.11
0.06-0.18	0.06-0.16	0.06-0.16	0.06-0.16	**0.06-0.16**	0.06-0.14	0.06-0.14	0.06-0.14	**0.06-0.12**	0.06-0.11	0.06-0.11	0.06 - 0.12
0.10-0.20	0.10-0.18	0.10-0.18	0.10-0.18	**0.10-0.18**	0.10-0.16	0.10-0.16	0.10-0.16	**0.10-0.13**	0.10-0.12	0.10-0.12	0.10 - 0.13
0.10-0.25	0.10-0.20	0.10-0.20	0.10-0.25	**0.10-0.22**	0.10-0.18	0.10-0.16	0.10-0.22	**0.10-0.17**	0.10-0.13	0.10-0.13	0.10-0.17
0.10-0.25	0.10-0.20	0.10-0.20	0.10-0.25	**0.10-0.22**	0.10-0.20	0.10-0.16	0.10-0.22	**0.10-0.17**	0.10-0.13	0.10-0.13	0.10-0.17
0.12-0.28	0.12-0.22	0.12-0.22	0.12-0.28	**0.12-0.25**	0.12-0.22	0.12-0.18	0.12-0.25				
0.12-0.28	0.12-0.22	0.12-0.22	0.12-0.28	**0.12-0.25**	0.12-0.22	0.12-0.18	0.12-0.25				

CoroDrill® 880

Valores en pulgadas

ISO	Núm. MC	Material	Dureza Brinell HB	Calidad	Velocidad de corte (ft/min)	Diámetro de taladrado D_c pulgadas
P	P1.0.Z.AN (01.0)	No templado 0.05-0.10% C	90-200	 4324 4334 4044	 760-1310 690-1065 620-770	.472-.550 .551-.649 .650-.787 .788-.944 .945-1.181 1.182-1.417 1.418-1.732 1.733-2.086 2.087-2.500
	P1.0.Z.AN (01.1)	No templado 0.05-0.25% C	90-200	 4324 4334 4044	 750-1210 650-1000 550-740	.472-.550 .551-.649 .650-.787 .788-.944 .945-1.181 1.182-1.417 1.418-1.732 1.733-2.086 2.087-2.500
	P1.2.Z.AN (01.2)	No templado 0.25-0.55% C	125-225	 4324 4334 4044	 620-1000 510-820 395-590	.472-.550 .551-.649 .650-.787 .788-.944 .945-1.181 1.182-1.417 1.418-1.732 1.733-2.086 2.087-2.500
	P1.3.Z.AN (01.3)	No templado 0.55-0.80% C	150-250	 4324 4334 4044	 560-950 460-790 345-580	.472-.550 .551-.649 .650-.787 .788-.944 .945-1.181 1.182-1.417 1.418-1.732 1.733-2.086 2.087-2.500
	P1.3.Z.AN (01.4)	Acero de alto contenido en carbono y acero de herramientas	180-275	 4324 4334 4044	 660-950 510-790 345-560	.472-.550 .551-.649 .650-.787 .788-.944 .945-1.181 1.182-1.417 1.418-1.732 1.733-2.086 2.087-2.500
	P2.1.Z.AN (02.1)	Acero de baja aleación (no endurecido)	150-260	 4324 4334 4044	 590-1000 490-820 375-590	.472-.550 .551-.649 .650-.787 .788-.944 .945-1.181 1.182-1.417 1.418-1.732 1.733-2.086 2.087-2.500
	P2.5.Z.HT (02.2)	Acero templado	220-450	 4324 4334 4044	 295-805 280-640 245-460	.472-.550 .551-.649 .650-.787 .788-.944 .945-1.181 1.182-1.417 1.418-1.732 1.733-2.086 2.087-2.500

Nota: el texto en negrita corresponde a la geometría recomendada
La calidad de la plaquita central siempre es 1044.

CoroDrill® 880

Geometría / Avance											
Longitud de broca 2-3xD				Longitud de broca 4xD				Longitud de broca 5xD			
-LM	-GM	-GR	-GT	-LM	-GM	-GR	-GT	-LM	-GM	-GR	-GT
f_n pulg./rev.	f_n pulg./rev.	f_n pulg./rev.	f_n pulg./rev.	f_n pulg./rev.	f_n pulg./rev.	f_n pulg./rev.	f_n pulg./rev.	f_n pulg./rev.	f_n pulg./rev.	f_n pulg./rev.	f_n pulg./rev.
.002-.003		.001-.002		**.002-.003**		.001-.002		**.001-.002**		.001-.002	
.002-.003	.001-.002	.001-.002	.002-.003	**.002-.003**	.001-.002	.001-.002	.002-.003	**.001-.002**	.001-.002	.001-.002	.001-.002
.002-.004	.001-.002	.001-.002	.002-.004	**.002-.004**	.001-.002	.001-.002	.002-.004	**.002-.003**	.001-.002	.001-.002	.002-.003
.002-.005	.002-.003	.002-.003	.002-.005	**.002-.005**	.002-.003	.002-.003	.002-.005	**.002-.003**	.001-.002	.001-.002	.002-.003
.002-.005	.002-.003	.002-.003	.002-.005	**.002-.005**	.002-.003	.002-.003	.002-.005	**.002-.003**	.001-.002	.001-.002	.002-.003
.002-.006	.002-.004	.002-.004	.002-.006	**.002-.005**	.002-.004	.002-.004	.002-.005	**.002-.004**	.002-.003	.002-.003	.002-.004
.002-.006	.002-.004	.002-.004	.002-.006	**.002-.006**	.002-.004	.002-.004	.002-.006	**.002-.004**	.002-.003	.002-.003	.002-.004
.003-.006	.003-.005	.003-.005	.003-.006	**.003-.006**	.003-.005	.003-.005	.003-.006				
.003-.006	.003-.005	.003-.005	.003-.006	**.003-.006**	.003-.005	.003-.005	.003-.006				
.002-.004		.001-.002		**.002-.003**		.001-.002		**.002-.003**		.001-.002	
.002-.004	.001-.002	.001-.002	.002-.004	**.002-.004**	.001-.002	.001-.002	.002-.004	**.002-.003**	.001-.002	.001-.002	.002-.003
.002-.005	.001-.002	.001-.002	.002-.005	**.002-.005**	.001-.002	.001-.002	.002-.005	**.002-.003**	.001-.002	.001-.002	.002-.003
.002-.006	.002-.004	.002-.003	.002-.006	**.002-.006**	.002-.004	.002-.003	.002-.006	**.002-.004**	.002-.003	.001-.002	.002-.004
.002-.006	.002-.004	.002-.003	.002-.006	**.002-.006**	.002-.004	.002-.003	.002-.006	**.002-.004**	.002-.003	.001-.002	.002-.004
.002-.006	.002-.005	.002-.004	.002-.006	**.002-.006**	.002-.004	.002-.004	.002-.006	**.002-.004**	.002-.003	.002-.003	.002-.004
.002-.006	.002-.005	.002-.004	.002-.006	**.002-.006**	.002-.004	.002-.004	.002-.006	**.002-.004**	.002-.003	.002-.003	.002-.004
.003-.006	.003-.005	.003-.005	.003-.006	**.003-.006**	.003-.005	.003-.005	.003-.006				
.003-.006	.003-.005	.003-.005	.003-.006	**.003-.006**	.003-.005	.003-.005	.003-.006				
.002-.004		**.002-.006**		.002-.004		**.002-.005**		.002-.003		**.002-.005**	
.002-.004	.002-.004	**.002-.008**	.002-.008	.002-.004	.002-.004	**.002-.006**	.002-.006	.002-.003	.002-.003	**.002-.005**	.002-.005
.002-.006	.002-.006	**.002-.009**	.002-.009	.002-.006	.002-.006	**.002-.006**	.002-.006	.002-.004	.002-.004	**.002-.006**	.002-.006
.002-.007	.002-.007	**.002-.010**	.002-.010	.002-.007	.002-.007	**.002-.008**	.002-.008	.002-.005	.002-.005	**.002-.007**	.002-.007
.002-.007	.003-.007	**.003-.012**	.003-.012	.002-.007	.003-.007	**.003-.009**	.003-.009	.002-.005	.003-.005	**.003-.008**	.003-.008
.002-.009	.003-.009	**.003-.013**	.003-.013	.002-.008	.003-.008	**.003-.009**	.003-.009	.002-.006	.003-.006	**.003-.008**	.003-.008
.002-.009	.003-.009	**.003-.013**	.003-.013	.002-.008	.003-.008	**.003-.009**	.003-.009	.002-.006	.003-.006	**.003-.009**	.003-.009
.004-.009	.004-.009	**.004-.013**	.004-.013	.004-.008	.004-.008	**.004-.009**	.004-.009				
.004-.009	.004-.009	**.004-.013**	.004-.013	.004-.008	.004-.008	**.004-.009**	.004-.009				
.002-.004		**.002-.006**		.002-.004		**.002-.005**		.002-.003		**.002-.005**	
.002-.004	.002-.004	**.002-.008**	.002-.008	.002-.004	.002-.004	**.002-.006**	.002-.006	.002-.003	.002-.003	**.002-.005**	.002-.005
.002-.006	.002-.006	**.002-.009**	.002-.009	.002-.006	.002-.006	**.002-.006**	.002-.006	.002-.004	.002-.004	**.002-.006**	.002-.006
.002-.007	.002-.007	**.002-.010**	.002-.010	.002-.007	.002-.007	**.002-.008**	.002-.008	.002-.005	.002-.005	**.002-.007**	.002-.007
.002-.007	.003-.007	**.003-.012**	.003-.012	.002-.007	.003-.007	**.003-.009**	.003-.009	.002-.005	.003-.005	**.003-.008**	.003-.008
.002-.009	.003-.009	**.003-.013**	.003-.013	.002-.008	.003-.008	**.003-.009**	.003-.009	.002-.006	.003-.006	**.003-.008**	.003-.008
.002-.009	.003-.009	**.003-.013**	.003-.013	.002-.008	.003-.008	**.003-.009**	.003-.009	.002-.006	.003-.006	**.003-.009**	.003-.009
.002-.009	.003-.009	**.003-.013**	.004-.013	.002-.008	.003-.008	**.003-.009**	.003-.009				
.004-.009	.004-.009	**.004-.013**	.004-.013	.004-.008	.004-.008	**.004-.009**	.004-.009				
.002-.004		**.002-.006**		.002-.004		**.002-.005**		.002-.004		**.002-.005**	
.002-.004	.002-.004	**.002-.007**	.002-.007	.002-.004	.002-.004	**.002-.006**	.002-.006	.002-.003	.002-.003	**.002-.005**	.002-.005
.002-.006	.002-.006	**.002-.009**	.002-.009	.002-.006	.002-.006	**.002-.006**	.002-.006	.002-.004	.002-.004	**.002-.006**	.002-.006
.002-.007	.002-.007	**.002-.010**	.002-.010	.002-.007	.002-.007	**.002-.008**	.002-.008	.002-.005	.002-.005	**.002-.007**	.002-.007
.002-.007	.003-.007	**.003-.012**	.003-.012	.002-.007	.003-.007	**.003-.009**	.003-.009	.002-.005	.003-.005	**.003-.008**	.003-.008
.002-.009	.003-.009	**.003-.013**	.003-.013	.002-.008	.003-.008	**.003-.009**	.003-.009	.002-.006	.003-.006	**.003-.008**	.003-.008
.002-.009	.003-.009	**.003-.013**	.003-.013	.002-.008	.003-.008	**.003-.009**	.003-.009	.002-.006	.003-.006	**.003-.009**	.003-.009
.004-.009	.004-.009	**.004-.013**	.004-.013	.004-.008	.004-.008	**.004-.009**	.004-.009				
.004-.009	.004-.009	**.004-.013**	.004-.013	.004-.008	.004-.008	**.004-.009**	.004-.009				
.002-.004		**.002-.006**		.002-.004		**.002-.005**		.002-.003		**.002-.004**	
.002-.004	.002-.004	**.002-.008**	.002-.008	.002-.004	.002-.004	**.002-.006**	.002-.006	.002-.003	.002-.003	**.002-.005**	.002-.005
.002-.006	.002-.006	**.002-.009**	.002-.009	.002-.006	.002-.006	**.002-.006**	.002-.006	.002-.004	.002-.004	**.002-.006**	.002-.006
.002-.007	.002-.007	**.002-.010**	.002-.010	.002-.007	.002-.007	**.002-.008**	.002-.008	.002-.005	.002-.005	**.002-.007**	.002-.007
.002-.007	.003-.007	**.003-.012**	.003-.012	.002-.007	.003-.007	**.003-.009**	.003-.009	.002-.005	.003-.005	**.003-.008**	.003-.008
.002-.009	.003-.009	**.003-.013**	.003-.013	.002-.008	.003-.008	**.003-.009**	.003-.009	.002-.006	.003-.006	**.003-.008**	.003-.008
.002-.009	.003-.009	**.003-.013**	.003-.013	.002-.009	.003-.009	**.003-.009**	.003-.009	.002-.006	.003-.006	**.003-.009**	.003-.009
.004-.009	.004-.009	**.004-.013**	.004-.013	.004-.008	.004-.008	**.004-.009**	.004-.009				
.004-.009	.004-.009	**.004-.013**	.004-.013	.004-.008	.004-.008	**.004-.009**	.004-.009				
				.002-.004		**.002-.005**		.002-.003		**.002-.004**	
.002-.004	.002-.004	**.002-.006**	.002-.006	.002-.004	.002-.004	**.002-.006**	.002-.006	.002-.003	.002-.003	**.002-.004**	.002-.004
.002-.006	.002-.006	**.002-.008**	.002-.008	.002-.006	.002-.006	**.002-.006**	.002-.006	.002-.004	.002-.004	**.002-.005**	.002-.005
.002-.007	.002-.007	**.002-.009**	.002-.009	.002-.007	.002-.007	**.002-.008**	.002-.008	.002-.005	.002-.005	**.002-.006**	.002-.006
.002-.007	.003-.007	**.003-.010**	.003-.012	.002-.007	.003-.007	**.003-.009**	.003-.009	.002-.005	.003-.005	**.003-.007**	.003-.007
.002-.009	.003-.009	**.003-.012**	.003-.012	.002-.008	.003-.008	**.003-.008**	.003-.008	.002-.006	.003-.006	**.003-.008**	.003-.008
.002-.009	.003-.009	**.003-.012**	.003-.012	.002-.009	.003-.009	**.003-.008**	.003-.008	.002-.006	.003-.006	**.003-.008**	.003-.008
.004-.009	.004-.009	**.004-.013**	.004-.013	.004-.009	.004-.009	**.004-.009**	.004-.009				
.004-.009	.004-.009	**.004-.013**	.004-.013	.004-.009	.004-.009	**.004-.009**	.004-.009				

CoroDrill® 880

Valores en pulgadas

ISO	Núm. MC	Material	Dureza Brinell HB	Calidad	Velocidad de corte (ft/min)	Diámetro de taladrado D_c pulgadas
P	P3.0.Z.AN (03.11)	Acero de alta aleación (recocido)	150-250			.472-.550
						.551-.649
				4324	520-950	.650-.787
				4334	425-790	.788-.944
				4044	325-560	.945-1.181
						1.182-1.417
						1.418-1.732
						1.733-2.086
						2.087-2.500
	P3.0.Z.HT (03.21)	Acero templado	250-350			.472-.550
						.551-.649
				4324	265-690	.650-.787
				4334	245-575	.788-.944
				4044	230-410	.945-1.181
						1.182-1.417
						1.418-1.732
						1.733-2.086
						2.087-2.500
	P1.5.C.UT (06.1)	Fundición de acero (sin alear)	90-225			.472-.550
						.551-.649
				4324	455-1065	.650-.787
				4334	440-870	.788-.944
				4044	405-620	.945-1.181
						1.182-1.417
						1.418-1.732
						1.733-2.086
						2.087-2.500
	P2.6.C.UT (06.2)	Baja aleación (elementos de aleación menos de 5%)	150-250			.472-.550
						.551-.649
				4324	360-870	.650-.787
				4334	345-690	.788-.944
				4044	325-490	.945-1.181
						1.182-1.417
						1.418-1.732
						1.733-2.086
						2.087-2.500

Nota: el texto en negrita corresponde a la geometría recomendada
La calidad de la plaquita central siempre es 1044.

CoroDrill® 880

Geometría / Avance											
Longitud de broca 2-3xD				Longitud de broca 4xD				Longitud de broca 5xD			
-LM	-GM	-GR	-GT	-LM	-GM	-GR	-GT	-LM	-GM	-GR	-GT
f_n pulg./rev.	f_n pulg./rev.	f_n pulg./rev.	f_n pulg./rev.	f_n pulg./rev.	f_n pulg./rev.	f_n pulg./rev.	f_n pulg./rev.	f_n pulg./rev.	f_n pulg./rev.	f_n pulg./rev.	f_n pulg./rev.
.002-.004		**.002-.006**		.002-.004		**.002-.005**		.002-.003		**.002-.004**	
.002-.004	.002-.004	**.002-.006**	.002-.006	.002-.004	.002-.004	**.002-.006**	.002-.006	.002-.003	.002-.003	**.002-.004**	.002-.004
.002-.006	.002-.006	**.002-.008**	.002-.008	.002-.006	.002-.006	**.002-.006**	.002-.006	.002-.004	.002-.004	**.002-.005**	.002-.005
.002-.007	.002-.007	**.002-.009**	.002-.009	.002-.007	.002-.007	**.002-.008**	.002-.008	.002-.005	.002-.005	**.002-.006**	.002-.006
.002-.007	.003-.007	**.003-.010**	.003-.010	.002-.007	.003-.007	**.003-.009**	.003-.009	.002-.005	.003-.005	**.003-.007**	.003-.007
.002-.009	.003-.009	**.003-.012**	.003-.012	.002-.008	.003-.008	**.003-.009**	.003-.009	.002-.006	.003-.006	**.003-.008**	.003-.008
.002-.009	.003-.009	**.003-.012**	.003-.012	.002-.009	.003-.009	**.003-.009**	.003-.009	.002-.006	.003-.006	**.003-.008**	.003-.008
.004-.009	.004-.009	**.004-.013**	.004-.013	.004-.009	.004-.009	**.004-.009**	.004-.009				
.004-.009	.004-.009	**.004-.013**	.004-.013	.004-.009	.004-.009	**.004-.009**	.004-.009				
.002-.004		**.002-.005**		.002-.004		**.002-.004**		.002-.003		**.002-.004**	
.002-.004	.002-.004	**.002-.006**	.002-.006	.002-.004	.002-.004	**.002-.006**	.002-.006	.002-.003	.002-.003	**.002-.004**	.002-.004
.002-.006	.002-.006	**.002-.006**	.002-.006	.002-.006	.002-.006	**.002-.006**	.002-.006	.002-.004	.002-.004	**.002-.004**	.002-.004
.002-.007	.002-.007	**.002-.007**	.002-.008	.002-.007	.002-.007	**.002-.008**	.002-.008	.002-.005	.002-.005	**.002-.005**	.002-.005
.002-.007	.003-.007	**.003-.009**	.003-.010	.002-.007	.003-.007	**.003-.009**	.003-.009	.002-.005	.003-.005	**.003-.006**	.003-.006
.002-.008	.003-.008	**.003-.009**	.003-.009	.002-.008	.003-.008	**.003-.009**	.003-.009	.002-.005	.003-.005	**.003-.006**	.003-.006
.002-.009	.003-.009	**.003-.010**	.003-.010	.002-.009	.003-.009	**.003-.009**	.003-.009	.002-.006	.003-.006	**.003-.007**	.003-.007
.004-.009	.004-.009	**.004-.010**	.004-.010	.004-.009	.004-.009	**.004-.009**	.004-.009				
.004-.009	.004-.009	**.004-.010**	.004-.010	.004-.009	.004-.009	**.004-.009**	.004-.009				
.002-.003		**.002-.005**		.002-.003		**.002-.005**		.001-.002		**.002-.003**	
.002-.003	.002-.003	**.002-.005**	.002-.005	.002-.003	.002-.003	**.002-.005**	.002-.005	.001-.002	.001-.002	**.002-.003**	.002-.003
.002-.003	.002-.003	**.002-.005**	.002-.005	.002-.003	.002-.003	**.002-.005**	.002-.005	.001-.002	.001-.002	**.002-.003**	.002-.003
.002-.004	.002-.004	**.002-.006**	.002-.006	.002-.004	.002-.004	**.002-.006**	.002-.006	.002-.003	.002-.003	**.002-.004**	.002-.004
.002-.004	.002-.004	**.002-.006**	.003-.009	.002-.004	.002-.004	**.002-.006**	.002-.006	.002-.003	.002-.003	**.002-.004**	.002-.004
.002-.006	.002-.006	**.002-.006**	.002-.006	.002-.006	.002-.006	**.002-.006**	.002-.006	.002-.004	.002-.004	**.002-.004**	.002-.004
.002-.006	.002-.006	**.002-.006**	.002-.006	.002-.006	.002-.006	**.002-.006**	.002-.006	.002-.004	.002-.004	**.002-.004**	.002-.004
.003-.006	.003-.006	**.003-.006**	.003-.006	.003-.006	.003-.006	**.003-.006**	.003-.006				
.003-.006	.003-.006	**.003-.006**	.003-.006	.003-.006	.003-.006	**.003-.006**	.003-.006				
.002-.004		**.002-.006**		.002-.004		**.002-.005**		.002-.003		**.002-.004**	
.002-.004	.002-.004	**.002-.008**	.002-.008	.002-.004	.002-.004	**.002-.006**	.002-.006	.002-.003	.002-.003	**.002-.005**	.002-.005
.002-.006	.002-.006	**.002-.009**	.002-.009	.002-.006	.002-.006	**.002-.006**	.002-.006	.002-.004	.002-.004	**.002-.006**	.002-.006
.002-.007	.002-.007	**.002-.010**	.002-.010	.002-.007	.002-.007	**.002-.008**	.002-.008	.002-.005	.002-.005	**.002-.007**	.002-.007
.002-.007	.003-.007	**.003-.012**	.003-.012	.002-.007	.003-.007	**.003-.009**	.003-.009	.002-.005	.003-.005	**.003-.008**	.003-.008
.002-.008	.003-.008	**.003-.013**	.003-.013	.002-.008	.003-.008	**.003-.009**	.003-.009	.002-.005	.003-.005	**.003-.008**	.003-.008
.002-.009	.003-.009	**.003-.013**	.003-.013	.002-.009	.003-.009	**.003-.009**	.003-.009	.002-.006	.003-.006	**.003-.009**	.003-.009
.004-.009	.004-.009	**.004-.013**	.004-.013	.004-.009	.004-.009	**.004-.009**	.004-.009				
.004-.009	.004-.009	**.004-.013**	.004-.013	.004-.009	.004-.009	**.004-.009**	.004-.009				

CoroDrill® 880

Valores en pulgadas

ISO	Núm. MC	Material	Dureza Brinell HB	Calidad	Velocidad de corte (ft/min)	Diámetro de taladrado D_c pulgadas	Geometría/avance (f_n pulgadas/rev.) Longitud de broca 2-3xD -LM	-MS[1]	-GM
M	P5.0.Z.AN (05.11)	Acero inoxidable ferrítico/martensítico 13-25% Cr	150-270	4324	390-920	.472-.550	.002-.005	**.002-.005**	
				4334	375-740	.551-.649	.002-.006	**.002-.006**	.002-.004
				4044	375-540	.650-.787	.002-.007	**.002-.007**	.002-.004
				2044	375-540	.788-.944	.002-.008	**.002-.008**	.002-.006
						.945-1.181	.002-.008	**.002-.008**	.002-.006
						1.182-1.417	.002-.008	**.002-.008**	.002-.007
						1.418-1.732	.002-.008	**.002-.008**	.002-.007
						1.733-2.086	.004-.010	**.004-.010**	.004-.008
						2.087-2.500	.004-.010	**.004-.010**	.004-.008
	M1.0.Z.AQ (05.21)	Austenítico Ni > 8%, 13-25% Cr	150-275	4324	390-870	.472-.550	.002-.005	**.002-.005**	
				4334	375-740	.551-.649	.002-.006	**.002-.006**	.002-.004
				4044	375-590	.650-.787	.002-.006	**.002-.006**	.002-.004
				2044	375-590	.788-.944	.002-.007	**.002-.007**	.002-.005
						.945-1.181	.002-.007	**.002-.007**	.002-.005
						1.182-1.417	.002-.008	**.002-.008**	.002-.007
						1.418-1.732	.002-.008	**.002-.008**	.002-.007
						1.733-2.086	.004-.008	**.004-.008**	.004-.007
						2.087-2.500	.004-.008	**.004-.008**	.004-.007
	M3.1.Z.AQ (05.51) M3.2.Z.AQ (05.52)	Austenítico/ferrítico (dúplex)	200-320	4324	295-510	.472-.550	.002-.005	**.002-.005**	
				4334	280-475	.551-.649	.002-.006	**.002-.006**	.002-.004
				4044	280-410	.650-.787	.002-.006	**.002-.006**	.002-.004
				2044	280-410	.788-.944	.002-.007	**.002-.007**	.002-.005
						.945-1.181	.002-.007	**.002-.007**	.002-.005
						1.182-1.417	.002-.008	**.002-.008**	.002-.007
						1.418-1.732	.002-.008	**.002-.008**	.002-.007
						1.733-2.086	.004-.008	**.004-.008**	.004-.007
						2.087-2.500	.004-.008	**.004-.008**	.004-.007
	M1.0.C.UT (15.21)	Fundiciones austeníticas	150-250	4324	495-690	.472-.550	.002-.005	**.002-.005**	
				4334	380-605	.551-.649	.002-.005	**.002-.005**	.002-.004
				4044	265-510	.650-.787	.002-.006	**.002-.006**	.002-.004
				2044	265-510	.788-.944	.002-.007	**.002-.007**	.002-.005
						.945-1.181	.002-.007	**.002-.007**	.002-.005
						1.182-1.417	.002-.008	**.002-.008**	.002-.007
						1.418-1.732	.002-.008	**.002-.008**	.002-.007
						1.733-2.086	.004-.008	**.004-.008**	.004-.007
						2.087-2.500	.004-.008	**.004-.008**	.004-.007
S	S2.0.Z.AN (20.21) S2.0.Z.AG (20.22) S2.0.C.NS (20.24)	Aleaciones termorresistentes. Base de Ni	140-425	4044	65-290	.472-.550	**.002-.004**	.002-.004	
				H13A	50-290	.551-.649	**.002-.004**	.002-.004	.002-.004
				2044	65-290	.650-.787	**.002-.004**	.002-.004	.002-.004
						.788-.944	**.002-.004**	.002-.004	.002-.004
						.945-1.181	**.002-.004**	.002-.004	.002-.005
						1.182-1.417	**.002-.005**	.002-.005	.002-.005
						1.418-1.732	**.002-.005**	**.002-.005**	.002-.005
						1.733-2.086	**.002-.005**	**.002-.005**	.002-.005
						2.087-2.500	**.003-.006**	.003-.006	.003-.006
	S4.2.Z.AN (23.21) S4.3.Z.AG (23.22)	Titanio: aleaciones alfa, cerca de alfa y alfa + beta, recocidas Titanio: aleaciones alfa + beta en condiciones envejecidas, aleaciones beta recocidas o envejecidas	RM (Mpa) 600-1500	4044	135-440	.472-.550	**.002-.006**	.002-.006	
				H13A	135-440	.551-.649	**.002-.006**	.002-.006	.002-.005
				2044	135-440	.650-.787	**.003-.007**	.003-.007	.003-.006
						.788-.944	**.003-.007**	.003-.007	.003-.006
						.945-1.181	**.005-.008**	.005-.008	.004-.007
						1.182-1.417	**.005-.008**	.005-.008	.004-.008
						1.418-1.732	**.005-.008**	.005-.008	.004-.008
						1.733-2.086	**.005-.008**	.005-.008	.004-.008
						2.087-2.500	**.006-.008**	.006-.008	.006-.008

Nota: el texto en negrita corresponde a la geometría recomendada

[1] La geometría MS sólo está disponible en GC2044

GC1044 es la calidad universal para plaquita central en todos los materiales

GC1144 es la calidad optimizada para plaquitas centrales en materiales ISO M

CoroDrill® 880

Geometría/avance (f_n pulgadas/rev.)											
Longitud de broca 2-3xD		Longitud de broca 4xD					Longitud de broca 5xD				
-GR	-GT	-LM	-MS[1)]	-GM	-GR	-GT	-LM	-MS[1)]	-GM	-GR	-GT
.002-.004		.002-.004	**.002-.004**		.002-.004		.002-.004	**.002-.004**		.001-.002	
.002-.004	.002-.006	.002-.005	**002-.005**	.002-.004	.002-.004	.002-.005	.002-.004	**.002-.004**	.002-.003	.002-.003	.002-.004
.002-.004	.002-.007	.002-.006	**002-.006**	.002-.004	.002-.004	.002-.006	.002-.005	**.002-.005**	.002-.003	.002-.003	.002-.005
.002-.006	.002-.008	.002-.007	**.002-.007**	.002-.006	.002-.006	.002-.007	.002-.005	**.002-.005**	.002-.004	.002-.004	.002-.005
.002-.006	.002-.008	.002-.007	**.002-.007**	.002-.006	.002-.006	.002-.007	.002-.005	**.002-.005**	.002-.004	.002-.004	.002-.005
.002-.007	.002-.008	.002-.008	**.002-.008**	.002-.007	.002-.007	.002-.008	.002-.006	**.002-.006**	.002-.005	.002-.005	.002-.006
.002-.007	.002-.008	.002-.008	**.002-.008**	.002-.007	.002-.007	.002-.008	.002-.006	**.002-.006**	.002-.005	.002-.005	.002-.006
.004-.008	.004-.010	.004-.008	**.004-.008**	.004-.007	.004-.007	.004-.008					
.004-.008	.004-.010	.004-.008	**.004-.008**	.004-.007	.004-.007	.004-.008					
.002-.004		.002-.004	**.002-.004**		.002-.004		**.002-.004**			.001-.002	
.002-.004	.002-.006	.002-.005	**.002-.005**	.002-.004	.002-.004	.002-.005	.002-.004	**.002-.004**	.002-.003	.002-.003	.002-.004
.002-.004	.002-.006	.002-.005	**.002-.005**	.002-.004	.002-.004	.002-.005	.002-.004	**.002-.004**	.002-.003	.002-.003	.002-.004
.002-.005	.002-.007	.002-.006	**.002-.006**	.002-.005	.002-.005	.002-.006	.002-.005	**.002-.005**	.002-.004	.002-.004	.002-.005
.002-.005	.002-.007	.002-.006	**.002-.006**	.002-.005	.002-.005	.002-.006	.002-.005	**.002-.005**	.002-.004	.002-.004	.002-.005
.002-.007	.002-.008	.002-.007	**.002-.007**	.002-.007	.002-.007	.002-.007	.002-.005	**.002-.005**	.002-.005	.002-.005	.002-.005
.002-.007	.002-.008	.002-.007	**.002-.007**	.002-.007	.002-.007	.002-.007	.002-.006	**.002-.006**	.002-.005	.002-.005	.002-.006
.004-.007	.004-.008	.004-.007	**.004-.007**	.004-.007	.004-.007	.004-.007					
.004-.007	.004-.008	.004-.007	**.004-.007**	.004-.007	.004-.007	.004-.007					
.002-.004		.002-.004	**.002-.004**		.002-.004		.002-.004	**.002-.004**		.001-.002	
.002-.004	.002-.006	.002-.005	**.002-.005**	.002-.004	.002-.004	.002-.005	.002-.004	**.002-.004**	.002-.003	.002-.003	.002-.004
.002-.004	.002-.006	.002-.005	**.002-.005**	.002-.004	.002-.004	.002-.005	.002-.004	**.002-.004**	.002-.003	.002-.003	.002-.004
.002-.005	.002-.007	.002-.006	**.002-.006**	.002-.005	.002-.005	.002-.006	.002-.005	**.002-.005**	.002-.004	.002-.004	.002-.005
.002-.005	.002-.007	.002-.006	**.002-.006**	.002-.005	.002-.005	.002-.006	.002-.005	**.002-.005**	.002-.004	.002-.004	.002-.005
.002-.007	.002-.008	.002-.008	**.002-.008**	.002-.007	.002-.007	.002-.008	.002-.005	**.002-.005**	.002-.005	.002-.005	.002-.005
.002-.007	.002-.008	.002-.008	**.002-.008**	.002-.007	.002-.007	.002-.008	.002-.006	**.002-.006**	.002-.005	.002-.005	.002-.006
.004-.007	.004-.008	.004-.007	**.004-.007**	.004-.007	.004-.007	.004-.007					
.004-.007	.004-.008	.004-.007	**.004-.007**	.004-.007	.004-.007	.004-.007					
.002-.004		.002-.004	**.002-.004**		.002-.004		.002-.004	**.002-.004**		.001-.002	
.002-.004	.002-.005	.002-.004	**.002-.004**	.002-.004	.002-.004	.002-.004	.002-.004	**.002-.004**	.002-.003	.002-.003	.002-.004
.002-.004	.002-.006	.002-.005	**.002-.005**	.002-.004	.002-.004	.002-.005	.002-.004	**.002-.004**	.002-.003	.002-.003	.002-.004
.002-.005	.002-.007	.002-.006	**.002-.006**	.002-.005	.002-.005	.002-.006	.002-.005	**.002-.005**	.002-.004	.002-.004	.002-.005
.002-.005	.002-.007	.002-.006	**.002-.006**	.002-.005	.002-.005	.002-.006	.002-.005	**.002-.005**	.002-.004	.002-.004	.002-.005
.002-.007	.002-.008	.002-.007	**.002-.007**	.002-.007	.002-.007	.002-.007	.002-.005	**.002-.005**	.002-.005	.002-.005	.002-.005
.002-.007	.002-.008	.002-.007	**.002-.007**	.002-.007	.002-.007	.002-.007	.002-.006	**.002-.006**	.002-.005	.002-.005	.002-.006
.004-.007	.004-.008	.004-.007	**.004-.007**	.004-.007	.004-.007	.004-.007					
.004-.007	.004-.008	.004-.007	**.004-.007**	.004-.007	.004-.007	.004-.007					
.002-.004		**.002-.004**	.002-.004		.002-.004		**.001-.002**	.001-.002		.001-.002	
.002-.004	.002-.004	**.002-.004**	.002-.004	.002-.004	.002-.004	.002-.004	**.002-.003**	.002-.003	.002-.003	.002-.003	.002-.003
.002-.004	.002-.004	**.002-.004**	.002-.004	.002-.004	.002-.004	.002-.004	**.002-.003**	.002-.003	.002-.003	.002-.003	.002-.003
.002-.004	.002-.004	**.002-.004**	.002-.004	.002-.004	.002-.004	.002-.004	**.002-.003**	.002-.003	.002-.003	.002-.003	.002-.003
.002-.004	.002-.004	**.002-.004**	.002-.004	.002-.004	.002-.004	.002-.004	**.002-.003**	.002-.003	.002-.004	.002-.003	.002-.003
.002-.005	.002-.005	**.002-.005**	.002-.005	.002-.005	.002-.005	.002-.005	**.002-.004**	.002-.004	.002-.004	.002-.004	.002-.004
.002-.005	.002-.005	**.002-.005**	.002-.005	.002-.005	.002-.005	.002-.005	**.002-.004**	.002-.004	.002-.004	.002-.004	.002-.004
.002-.005	.002-.005	**.002-.005**	.002-.005	.002-.005	.003-.005	.002-.005					
.003-.005	.003-.006	**.003-.006**	.003-.006	.003-.006	.003-.005	.003-.006					
.002-.004		**.002-.005**	.002-.005		.002-.004		**.002-.004**	.002-.004		.002-.004	
.002-.004	.002-.004	**.002-.005**	.002-.005	.002-.004	.003-.005	.002-.004	**.002-.004**	.002-.004	.002-.004	.002-.003	.002-.003
.003-.005	.003-.005	**.003-.006**	.003-.006	.002-.005	.003-.005	.003-.005	**.003-.005**	.003-.005	.003-.004	.003-.004	.003-.004
.003-.005	.003-.005	**.003-.006**	.003-.006	.002-.005	.004-.006	.003-.005	**.003-.005**	.003-.005	.003-.004	.003-.004	.003-.004
.004-.006	.004-.006	**.004-.007**	.004-.007	.003-.006	.004-.007	.004-.006	**.004-.005**	.004-.005	.004-.005	.003-.004	.003-.004
.004-.007	.005-.008	**.005-.008**	.005-.008	.004-.007	.004-.007	.005-.008	**.004-.005**	.004-.005	.004-.005	.004-.005	.004-.005
.004-.007	.005-.008	**.005-.008**	.005-.008	.004-.007	.005-.007	.005-.008	**.004-.005**	.004-.005	.004-.005	.004-.005	.004-.005
.004-.007	.005-.008	**.005-.008**	.005-.008	.004-.007	.005-.007	.005-.008					
.005-.007	.006-.008	**.006-.008**	.006-.008	.006-.007	.005-.007	.006-.008					

CoroDrill® 880

Valores en pulgadas

ISO	Núm. MC	Material	Dureza Brinell HB	Calidad	Velocidad de corte (ft/min)	Diámetro de taladrado D_c pulgadas
K	K1.1.C.NS (07.1)	Fundición maleable ferrítico (viruta corta)	110-145	4324 4334 4044	460-805 360-655 260-475	.472-.550 .551-.649 .650-.787 .788-.944 .945-1.181 1.182-1.417 1.418-1.732 1.733-2.086 2.087-2.500
	K1.1.C.NS (07.2)	Perlítica (viruta larga)	150-270	4324 4334 4044	345-590 280-495 210-345	.472-.550 .551-.649 .650-.787 .788-.944 .945-1.181 1.182-1.417 1.418-1.732 1.733-2.086 2.087-2.500
	K2.1.C.UT (08.1)	Fundición gris: baja resistencia a la tracción	150-220	4324 4334 4044	690-1065 560-885 430-640	.472-.550 .551-.649 .650-.787 .788-.944 .945-1.181 1.182-1.417 1.418-1.732 1.733-2.086 2.087-2.500
	K2.2.C.UT (08.2)	Alta resistencia a la tracción	200-330	4324 4334 4044	410-805 325-640 245-460	.472-.550 .551-.649 .650-.787 .788-.944 .945-1.181 1.182-1.417 1.418-1.732 1.733-2.086 2.087-2.500
	K3.1.C.UT (09.1)	Fundición nodular (ferrítico)	150-230	4324 4334 4044	410-740 325-605 260-440	.472-.550 .551-.649 .650-.787 .788-.944 .945-1.181 1.182-1.417 1.418-1.732 1.733-2.086 2.087-2.500
	K3.3.C.UT (09.2)	Perlítica	200-330	4324 4334 4044	360-690 295-575 230-410	.472-.550 .551-.649 .650-.787 .788-.944 .945-1.181 1.182-1.417 1.418-1.732 1.733-2.086 2.087-2.500

Nota: el texto en negrita corresponde a la geometría recomendada
La calidad de la plaquita central siempre es 1044.

CoroDrill® 880

Geometría / Avance											
Longitud de broca 2-3xD				Longitud de broca 4xD				Longitud de broca 5xD			
-LM	-GM	-GR	-GT	-LM	-GM	-GR	-GT	-LM	-GM	-GR	-GT
f_n pulg./rev.	f_n pulg./rev.	f_n pulg./rev.	f_n pulg./rev.	f_n pulg./rev.	f_n pulg./rev.	f_n pulg./rev.	f_n pulg./rev.	f_n pulg./rev.	f_n pulg./rev.	f_n pulg./rev.	f_n pulg./rev.
.002-.004		**.002-.006**		.002-.004		**.002-.006**		.002-.004		**.002-.004**	
.002-.004	.002-.005	**.002-.008**	.002-.008	.002-.004	.002-.005	**.002-.006**	.002-.006	.002-.003	.002-.004	**.002-.006**	.002-.006
.002-.005	.003-.006	**.003-.009**	.003-.009	.002-.005	.003-.006	**.003-.008**	.003-.008	.002-.004	.003-.004	**.003-.006**	.003-.006
.003-.006	.004-.008	**.004-.012**	.004-.012	.003-.006	.004-.008	**.004-.009**	.004-.009	.003-.004	.004-.005	**.004-.008**	.004-.008
.003-.006	.004-.008	**.004-.012**	.004-.012	.003-.006	.004-.008	**.004-.011**	.004-.011	.003-.004	.004-.006	**.004-.008**	.004-.008
.004-.007	.004-.008	**.004-.013**	.004-.013	.004-.007	.004-.008	**.004-.012**	.004-.012	.004-.005	.004-.006	**.004-.009**	.004-.009
.004-.007	.004-.008	**.004-.014**	.004-.014	.004-.007	.004-.008	**.004-.012**	.004-.012	.004-.005	.004-.006	**.004-.009**	.004-.009
.005-.008	.005-.009	**.005-.014**	.005-.014	.005-.007	.005-.008	**.005-.012**	.005-.012				
.005-.008	.005-.009	**.005-.014**	.005-.014	.005-.007	.005-.008	**.005-.012**	.005-.012				
.002-.004		**.002-.006**		.002-.004		**.002-.005**		.002-.004		**.002-.004**	
.002-.004	.002-.005	**.002-.007**	.002-.007	.002-.004	.002-.005	**.002-.005**	.002-.005	.002-.003	.002-.004	**.002-.005**	.002-.005
.002-.005	.003-.006	**.003-.008**	.003-.008	.002-.005	.003-.006	**.003-.006**	.003-.006	.002-.004	.003-.004	**.003-.005**	.003-.005
.003-.006	.004-.007	**.004-.010**	.004-.010	.003-.006	.004-.007	**.004-.008**	.004-.008	.003-.004	.004-.005	**.004-.007**	.004-.007
.003-.006	.004-.008	**.004-.012**	.004-.012	.003-.006	.004-.008	**.004-.009**	.004-.009	.003-.004	.004-.005	**.004-.008**	.004-.008
.004-.007	.004-.008	**.004-.012**	.004-.012	.004-.007	.004-.008	**.004-.010**	.004-.010	.004-.005	.004-.006	**.004-.008**	.004-.008
.004-.007	.004-.008	**.004-.013**	.004-.013	.004-.007	.004-.008	**.004-.011**	.004-.011	.004-.005	.004-.006	**.004-.009**	.004-.009
.004-.007	.004-.008	**.004-.013**	.004-.013	.004-.007	.004-.008	**.004-.011**	.004-.011				
.004-.007	.004-.008	**.004-.013**	.004-.013	.004-.007	.004-.008	**.004-.011**	.004-.011				
.002-.004		**.002-.006**		.002-.004		**.002-.006**		.002-.004		**.002-.004**	
.002-.004	.002-.005	**.002-.008**	.002-.008	.002-.004	.002-.005	**.002-.006**	.002-.006	.002-.003	.002-.004	**.002-.006**	.002-.006
.002-.005	.003-.006	**.003-.009**	.003-.009	.002-.005	.003-.006	**.003-.008**	.003-.008	.002-.004	.003-.004	**.003-.006**	.003-.006
.003-.006	.004-.008	**.004-.012**	.004-.012	.003-.006	.004-.008	**.004-.009**	.004-.009	.003-.004	.004-.005	**.004-.008**	.004-.008
.003-.006	.004-.008	**.004-.013**	.004-.013	.003-.006	.004-.008	**.004-.011**	.004-.011	.003-.004	.004-.006	**.004-.009**	.004-.009
.004-.007	.004-.008	**.004-.013**	.004-.013	.004-.007	.004-.008	**.004-.012**	.004-.012	.004-.005	.004-.006	**.004-.009**	.004-.009
.004-.007	.004-.008	**.004-.014**	.004-.014	.004-.007	.004-.008	**.004-.012**	.004-.012	.004-.005	.004-.006	**.004-.009**	.004-.009
.005-.008	.005-.009	**.005-.014**	.005-.014	.005-.007	.005-.008	**.005-.012**	.005-.012				
.005-.008	.005-.009	**.005-.014**	.005-.014	.005-.007	.005-.008	**.005-.012**	.005-.012				
.002-.004		**.002-.006**		.002-.004		**.002-.005**		.002-.004		**.002-.004**	
.002-.004	.002-.005	**.002-.007**	.002-.007	.002-.004	.002-.005	**.002-.005**	.002-.005	.002-.003	.002-.004	**.002-.005**	.002-.005
.002-.005	.003-.006	**.003-.008**	.003-.008	.002-.005	.003-.006	**.003-.006**	.003-.006	.002-.004	.003-.004	**.003-.005**	.003-.005
.003-.006	.004-.007	**.004-.010**	.004-.010	.003-.006	.004-.007	**.004-.008**	.004-.008	.003-.004	.004-.005	**.004-.007**	.004-.007
.003-.006	.004-.008	**.004-.012**	.004-.012	.003-.006	.004-.008	**.004-.009**	.004-.009	.003-.004	.004-.005	**.004-.008**	.004-.008
.004-.007	.004-.008	**.004-.012**	.004-.012	.004-.007	.004-.008	**.004-.010**	004-.010	.004-.005	.004-.006	**.004-.008**	.004-.008
.004-.007	.004-.008	**.004-.013**	.004-.013	.004-.007	.004-.008	**.004-.011**	004-.011	.004-.005	.004-.006	**.004-.009**	.004-.009
.004-.007	.004-.008	**.004-.013**	.004-.013	.004-.007	.004-.008	**.004-.011**	004-.011				
.004-.007	.004-.008	**.004-.013**	.004-.013	.004-.007	.004-.008	**.004-.011**	004-.011				
.002-.004		**.002-.006**		.002-.004		**.002-.005**		.002-.004		**.002-.004**	
.002-.004	.002-.005	**.002-.007**	.002-.007	.002-.004	.002-.005	**.002-.005**	.002-.005	.002-.003	.002-.004	**.002-.005**	.002-.005
.002-.005	.003-.006	**.003-.008**	.003-.008	.002-.005	.003-.006	**.003-.006**	.003-.006	.002-.004	.003-.004	**.003-.005**	.003-.005
.003-.006	.004-.007	**.004-.010**	.004-.010	.003-.006	.004-.007	**.004-.008**	.004-.008	.003-.004	.004-.005	**.004-.007**	.004-.007
.003-.006	.004-.008	**.004-.012**	.004-.012	.003-.006	.004-.008	**.004-.009**	.004-.009	.003-.004	.004-.005	**.004-.008**	.004-.008
.004-.007	.004-.008	**.004-.012**	.004-.012	.004-.007	.004-.008	**.004-.010**	004-.010	.004-.005	.004-.006	**.004-.008**	.004-.008
.004-.007	.004-.008	**.004-.013**	.004-.013	.004-.007	.004-.008	**.004-.011**	004-.011	.004-.005	.004-.006	**.004-.009**	.004-.009
.004-.007	.004-.008	**.004-.013**	.004-.013	.004-.007	.004-.008	**.004-.011**	004-.011				
.004-.007	.004-.008	**.004-.013**	.004-.013	.004-.007	.004-.008	**.004-.011**	004-.011				

CoroDrill® 880

Valores en pulgadas

ISO	Núm. MC	Material	Dureza Brinell HB	Calidad	Velocidad de corte (ft/min)	Diámetro de taladrado D_c pulgadas
H	H1.3.Z.HA (04.1)	Endurecido y templado	450	4324 4334 4044	100-280 100-280 100-265	.472-.550 .551-.649 .650-.787 .788-.944 .945-1.181 1.182-1.417 1.418-1.732 1.733-2.086 2.087-2.500
N	N1.2.Z.AG (30.12)	Aleaciones de Al. Forjadas o forjadas y envejecidas	30-150	4044 H13A	980-1250 980-1300	.472-.550 .551-.649 .650-.787 .788-.944 .945-1.181 1.182-1.417 1.418-1.732 1.733-2.086 2.087-2.500
	N1.3.C.UT (30.21)	Fundidas, no envejecidas	40-100	4044 H13A	980-1250 980-1300	.472-.550 .551-.649 .650-.787 .788-.944 .945-1.181 1.182-1.417 1.418-1.732 1.733-2.086 2.087-2.500
	N1.3.C.AG (30.22)	Fundición, o fundición y envejecido	70-140	4044 H13A	820-1100 820-1150	.472-.550 .551-.649 .650-.787 .788-.944 .945-1.181 1.182-1.417 1.418-1.732 1.733-2.086 2.087-2.500
	N3.3.U.UT (33.1)	Cobre y aleaciones de cobre	70-160	4044 H13A	820-1250 820-1300	.472-.550 .551-.649 .650-.787 .788-.944 .945-1.181 1.182-1.417 1.418-1.732 1.733-2.086 2.087-2.500
	N3.2.C.UT (33.2)	Latón y aleaciones de plomo (Pb < 1%)	50-200	4044 H13A	590-750 590-780	.472-.550 .551-.649 .650-.787 .788-.944 .945-1.181 1.182-1.417 1.418-1.732 1.733-2.086 2.087-2.500

Nota: el texto en negrita corresponde a la geometría recomendada
La calidad de la plaquita central siempre es 1044.

CoroDrill® 880

Geometría / Avance											
Longitud de broca 2-3xD				Longitud de broca 4xD				Longitud de broca 5xD			
-LM	-GM	-GR	-GT	-LM	-GM	-GR	-GT	-LM	-GM	-GR	-GT
f_n pulg./rev.	f_n pulg./rev.	f_n pulg./rev.	f_n pulg./rev.	f_n pulg./rev.	f_n pulg./rev.	f_n pulg./rev.	f_n pulg./rev.	f_n pulg./rev.	f_n pulg./rev.	f_n pulg./rev.	f_n pulg./rev.
.002-.004		**.002-.004**		.002-.004		**.002-.004**		.001-.002		**.002-.003**	
.002-.004	**.002-.005**	.002-.004	.002-.004	.002-.004	**.002-.004**	.002-.004	.002-.004	.002-.003	**.002-.004**	.002-.003	.002-.003
.002-.005	**.002-.006**	.002-.005	.002-.005	.002-.004	**.002-.005**	.002-.004	.002-.004	.002-.004	**.002-.004**	.002-.004	.002-.004
.002-.006	**.002-.008**	.002-.006	.002-.006	.002-.005	**.002-.006**	.002-.005	.002-.005	.002-.004	**.002-.005**	.002-.004	.002-.004
.002-.006	**.002-.008**	.002-.006	.002-.006	.002-.005	**.002-.006**	.002-.005	.002-.005	.002-.004	**.002-.005**	.002-.004	.002-.004
.002-.007	**.002-.008**	.002-.007	.002-.007	.002-.007	**.002-.008**	.002-.007	.002-.007	.002-.005	**.002-.006**	.002-.005	.002-.005
.002-.007	**.002-.008**	.002-.007	.002-.007	.002-.007	**.002-.008**	.002-.007	.002-.007	.002-.005	**.002-.006**	.002-.005	.002-.005
.004-.007	**.004-.008**	.004-.007	.004-.007	.004-.007	**.004-.008**	.004-.007	.004-.007				
.004-.007	**.004-.008**	.004-.007	.004-.007	.004-.007	**.004-.008**	.004-.007	.004-.007				
.002-.006		.002-.005		**.002-.005**		.002-.004		**.002-.004**		.002-.004	
.002-.006	.002-.005	.002-.005	.002-.006	**.002-.005**	.002-.004	.002-.004	.002-.005	**.002-.004**	.002-.004	.002-.004	.002-.004
.002-.007	.002-.006	.002-.006	.002-.007	**.002-.006**	.002-.005	.002-.005	.002-.006	**.002-.005**	.002-.004	.002-.004	.002-.004
.002-.008	.002-.007	.002-.007	.002-.008	**.002-.007**	.002-.006	.002-.006	.002-.007	**.002-.005**	.002-.005	.002-.005	.002-.005
.004-.008	.004-.008	.004-.008	.004-.008	**.004-.008**	.004-.007	.004-.007	.004-.008	**.004-.006**	.004-.005	.004-.005	.004-.005
.004-.010	.004-.008	.004-.008	.004-.010	**.004-.009**	.004-.008	.004-.007	.004-.009	**.004-.007**	.004-.006	.004-.006	.004-.007
.004-.010	.004-.008	.004-.008	.004-.010	**.004-.009**	.004-.008	.004-.007	.004-.009	**.004-.007**	.004-.006	.004-.006	.004-.007
.005-.012	.005-.009	.005-.009	.005-.012	**.005-.010**	.005-.009	.005-.008	.005-.010				
.005-.012	.005-.009	.005-.009	.005-.012	**.005-.010**	.005-.009	.005-.008	.005-.010				
.002-.005		.002-.005		**.002-.004**		.002-.004		**.002-.004**		.002-.004	
.002-.005	.002-.006	.002-.005	.002-.005	**.002-.004**	.002-.005	.002-.004	.002-.004	**.002-.004**	.002-.004	.002-.004	.002-.004
.002-.006	.002-.007	.002-.006	.002-.006	**.002-.005**	.002-.006	.002-.005	.002-.005	**.002-.004**	.002-.005	.002-.004	.002-.004
.002-.007	.002-.008	.002-.007	.002-.007	**.002-.006**	.002-.007	.002-.006	.002-.006	**.002-.005**	.002-.005	.002-.005	.002-.005
.004-.008	.004-.008	.004-.008	.004-.008	**.004-.007**	.004-.008	.004-.007	.004-.007	**.004-.005**	.004-.006	.004-.005	.004-.005
.004-.008	.004-.009	.004-.008	.004-.008	**.004-.008**	.004-.008	.004-.008	.004-.008	**.004-.006**	.004-.006	.004-.006	.004-.006
.004-.008	.004-.010	.004-.008	.004-.008	**.004-.008**	.004-.009	.004-.008	.004-.008	**.004-.006**	.004-.007	.004-.006	.004-.006
.005-.009	.005-.011	.005-.009	.005-.009	**.005-.008**	.005-.010	.005-.008	.005-.008				
.005-.009	.005-.011	.005-.009	.005-.009	**.005-.008**	.005-.010	.005-.008	.005-.008				
.002-.005		.002-.005		**.002-.004**		.002-.004		**.002-.032**		.002-.004	
.002-.005	.002-.006	.002-.005	.002-.005	**.002-.004**	.002-.005	.002-.004	.002-.004	**.002-.004**	.002-.004	.002-.004	.002-.004
.002-.006	.002-.007	.002-.006	.002-.006	**.002-.005**	.002-.006	.002-.005	.002-.005	**.002-.004**	.002-.005	.002-.004	.002-.004
.002-.007	.002-.008	.002-.007	.002-.007	**.002-.006**	.002-.007	.002-.006	.002-.006	**.002-.005**	.002-.005	.002-.005	.002-.005
.004-.008	.004-.008	.004-.008	.004-.008	**.004-.007**	.004-.008	.004-.007	.004-.007	**.004-.005**	.004-.006	.004-.005	.004-.005
.004-.008	.004-.009	.004-.008	.004-.008	**.004-.008**	.004-.008	.004-.008	.004-.008	**.004-.006**	.004-.006	.004-.006	.004-.006
.004-.008	.004-.010	.004-.008	.004-.008	**.004-.008**	.004-.009	.004-.008	.004-.008	**.004-.006**	.004-.007	.004-.006	.004-.006
.005-.009	.005-.011	.005-.009	.005-.009	**.005-.008**	.005-.010	.005-.008	.005-.008				
.005-.009	.005-.011	.005-.009	.005-.009	**.005-.008**	.005-.010	.005-.008	.005-.008				
.002-.006		.002-.005		**.002-.005**		.002-.004		**.002-.004**		.002-.004	
.002-.006	.002-.005	.002-.005	.002-.005	**.002-.005**	.002-.004	.002-.004	.002-.005	**.002-.004**	.002-.004	.002-.004	.002-.004
.002-.007	.002-.006	.002-.006	.002-.006	**.002-.006**	.002-.005	.002-.005	.002-.006	**.002-.005**	.002-.004	.002-.004	.002-.004
.002-.008	.002-.007	.002-.007	.002-.007	**.002-.007**	.002-.006	.002-.006	.002-.007	**.002-.005**	.002-.005	.002-.005	.002-.005
.004-.008	.004-.008	.004-.008	.004-.008	**.004-.008**	.004-.007	.004-.007	.004-.008	**.004-.006**	.004-.005	.004-.005	.004-.005
.004-.010	.004-.008	.004-.008	.004-.008	**.004-.009**	.004-.008	.004-.007	.004-.009	**.004-.007**	.004-.006	.004-.006	.004-.006
.004-.010	.004-.008	.004-.008	.004-.008	**.004-.009**	.004-.008	.004-.007	.004-.009	**.004-.007**	.004-.006	.004-.006	.004-.006
.005-.012	.005-.009	.005-.009	.005-.009	**.005-.010**	.005-.009	.005-.008	.005-.010				
.005-.012	.005-.009	.005-.009	.005-.009	**.005-.010**	.005-.009	.005-.008	.005-.008				
.002-.006		.002-.005		**.002-.005**		.002-.004		**.002-.004**		.002-.004	
.002-.006	.002-.005	.002-.005	.002-.006	**.002-.005**	.002-.004	.002-.004	.002-.005	**.002-.004**	.002-.004	.002-.004	.002-.004
.002-.007	.002-.006	.002-.006	.002-.007	**.002-.006**	.002-.005	.002-.005	.002-.006	**.002-.005**	.002-.004	.002-.004	.002-.004
.002-.008	.002-.007	.002-.007	.002-.008	**.002-.007**	.002-.006	.002-.006	.002-.007	**.002-.005**	.002-.005	.002-.005	.002-.005
.004-.008	.004-.008	.004-.008	.004-.008	**.004-.008**	.004-.007	.004-.007	.004-.008	**.004-.006**	.004-.005	.004-.005	.004-.005
.004-.010	.004-.008	.004-.008	.004-.010	**.004-.009**	.004-.008	.004-.007	.004-.009	**.004-.007**	.004-.006	.004-.006	.004-.006
.004-.010	.004-.008	.004-.008	.004-.010	**.004-.009**	.004-.008	.004-.007	.004-.009	**.004-.007**	.004-.006	.004-.006	.004-.006
.005-.012	.005-.009	.005-.009	.005-.012	**.005-.010**	.005-.009	.005-.008	.005-.010				
.005-.012	.005-.009	.005-.009	.005-.012	**.005-.010**	.005-.009	.005-.008	.005-.010				

CoroDrill® 880

Broca para grandes diámetros

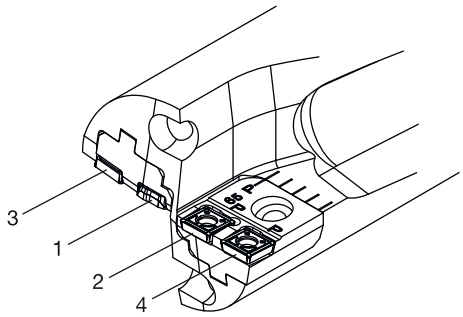

ISO	Posición de la plaquita	Geometría	Calidad	Avance (fn) mm/rev	Velocidad de corte,vc (m/min)
P, M, S	1	LM	1044	0.07-0.15	Consulte los datos de corte para CoroDrill® 880
	2	LM	4044		
	3	LM	4334		
	4	LM	4334		

CoroDrill® 881

Valores métricos

ISO	Núm. MC	Material	Dureza Brinell HB	Calidad	Velocidad de corte (m/min)	Diámetro de taladrado D_c mm	Geometría / Avance Longitud de broca 2-3xD -GM1 f_n mm/rev.	4xD -GM1 f_n mm/rev.	5xD -GM1 f_n mm/rev.
P		**Acero no aleado**							
	P1.0.Z.AN (01.0)	No templado 0.05-0.10% C	80-170	4024	230-380	12.70-17.43	0.04-0.10	0.04-0.09	0.04-0.07
				4044	190-235	17.44-20.99	0.04-0.10	0.04-0.09	0.04-0.07
						21.00-25.99	0.04-0.12	0.04-0.10	0.04-0.08
	P1.1.Z.AN (01.1)	No templado 0.05-0.25% C	90-200	4024	230-350	12.70-17.43	0.04-0.10	0.04-0.09	0.04-0.07
				4044	170-225	17.44-20.99	0.04-0.10	0.04-0.09	0.04-0.07
						21.00-25.99	0.04-0.12	0.04-0.10	0.04-0.08
	P1.2.Z.AN (01.2)	No templado 0.25-0.55% C	125-225	4024	190-290	12.70-17.43	0.04-0.12	0.04-0.10	0.04-0.08
				4044	120-180	17.44-20.99	0.04-0.14	0.04-0.12	0.04-0.09
						21.00-25.99	0.04-0.16	0.04-0.14	0.04-0.11
	P1.3.Z.AN (01.3)	No templado 0.55-0.80% C	150-250	4024	170-275	12.70-17.43	0.04-0.12	0.04-0.10	0.04-0.08
				4044	105-175	17.44-20.99	0.06-0.14	0.06-0.12	0.06-0.09
						21.00-25.99	0.06-0.16	0.06-0.14	0.06-0.11
	P1.3.Z.AN (01.4)	Acero de alto contenido en carbono y acero de herramientas	180-275	4024	200-275	12.70-17.43	0.04-0.12	0.04-0.10	0.04-0.08
				4044	105-170	17.44-20.99	0.06-0.14	0.06-0.12	0.06-0.09
						21.00-25.99	0.06-0.16	0.06-0.14	0.06-0.11
	P2.1.Z.AN (02.1)	Acero de baja aleación (no endurecido)	150-260	4024	180-290	12.70-17.43	0.04-0.14	0.04-0.12	0.04-0.09
				4044	115-180	17.44-20.99	0.06-0.16	0.06-0.13	0.06-0.11
						21.00-25.99	0.06-0.18	0.06-0.14	0.06-0.12
	P2.5.Z.HT (02.2)	Acero templado	220-450	4024	90-230	12.70-17.43	0.04-0.12	0.04-0.10	0.04-0.08
				4044	75-140	17.44-20.99	0.06-0.14	0.06-0.12	0.06-0.09
						21.00-25.99	0.06-0.16	0.06-0.13	0.06-0.11
	P3.0.Z.AN 03.11	Acero de alta aleación (recocido)	150-250	4024	160-275	12.70-17.43	0.04-0.10	0.04-0.08	0.04-0.07
				4044	100-170	17.44-20.99	0.04-0.16	0.04-0.13	0.04-0.11
						21.00-25.99	0.04-0.18	0.04-0.14	0.04-0.12
	P3.0.Z.HT (03.21)	Acero templado	250-350	4024	80-200	12.70-17.43	0.04-0.12	0.04-0.10	0.04-0.08
				4044	70-125	17.44-20.99	0.06-0.14	0.06-0.11	0.06-0.09
						21.00-25.99	0.06-0.16	0.06-0.13	0.06-0.11
	P1.5.C.UT (06.1)	Fundición de acero (sin alear)	90-225	4024	140-310	12.70-17.43	0.04-0.10	0.04-0.08	0.04-0.07
				4044	125-190	17.44-20.99	0.04-0.10	0.04-0.08	0.04-0.07
						21.00-25.99	0.04-0.12	0.04-0.10	0.04-0.08
	P2.6.C.UT (06.2)	Baja aleación (elementos de aleación menos de 5%)	150-250	4024	110-250	12.70-17.43	0.04-0.12	0.04-0.10	0.04-0.08
				4044	100-150	17.44-20.99	0.06-0.14	0.06-0.11	0.06-0.09
						21.00-25.99	0.06-0.16	0.06-0.13	0.06-0.11
M	P5.0.Z.AN (05.11)	Acero inoxidable ferrítico/ martensítico 13-25% Cr	150-270	4024	120-265	12.70-17.43	0.04-0.12	0.04-0.10	0.04-0.08
				4044	115-165	17.44-20.99	0.04-0.14	0.04-0.12	0.04-0.09
				2044	115-165	21.00-25.99	0.04-0.16	0.04-0.14	0.04-0.11
	M1.0.Z.AQ (05.21)	Austenítico Ni > 8%, 13-25% Cr	150-275	4024	120-250	12.70-17.43	0.04-0.12	0.04-0.10	0.04-0.08
				4044	115-180	17.44-20.99	0.04-0.12	0.04-0.10	0.04-0.08
				2044	115-180	21.00-25.99	0.04-0.14	0.04-0.12	0.04-0.09
	M3.1.Z.AQ (05.51) M3.2.Z.AQ (05.52)	Austenítico/ferrítico (dúplex)	200-320	4024	90-145	12.70-17.43	0.04-0.12	0.04-0.10	0.04-0.08
				4044	85-125	17.44-20.99	0.04-0.12	0.04-0.10	0.04-0.08
				2044	85-125	21.00-25.99	0.04-0.14	0.04-0.12	0.04-0.09
	M1.0.C.UT (15.21)	Fundiciones austeníticas	150-250	4024	150-200	12.70-17.43	0.04-0.10	0.04-0.08	0.04-0.06
				4044	80-155	17.44-20.99	0.04-0.12	0.04-0.10	0.04-0.08
				2044	80-155	21.00-25.99	0.04-0.14	0.04-0.12	0.04-0.09

GC1044 es la calidad universal para plaquita central en todos los materiales

GC1144 es la calidad optimizada para plaquita central en los materiales ISO M

CoroDrill® 881

Valores métricos

ISO	Núm. MC	Material	Dureza Brinell HB	Calidad	Velocidad de corte (m/min)	Diámetro de taladrado D_c mm	Geometría / Avance Longitud de broca 2-3xD -GM1 f_n mm/rev.	4xD -GM1 f_n mm/rev.	5xD -GM1 f_n mm/rev.
S	S2.0.Z.AN (20.21) S2.0.Z.AG (20.22) S2.0.C.NS (20.24)	Aleaciones termorresistentes. Base de Ni	140-425	2044	20-90	12.70-17.43	0.03-0.08	0.03-0.08	0.03-0.05
				4044	20-90	17.44-20.99	0.04-0.08	0.04-0.08	0.04-0.05
						21.00-25.99	0.04-0.08	0.04-0.08	0.04-0.05
	S4.2.Z.AN (23.21) S4.3.Z.AG (23.22)	Titanio: aleaciones alfa, cerca de alfa y alfa + beta, recocidas	*Rm(MPa)*	2044	40-135	12.70-17.43	0.04-0.12	0.04-0.10	0.04-0.08
				4044	40-135	17.44-20.99	0.06-0.14	0.06-0.12	0.06-0.09
						21.00-25.99	0.08-0.14	0.08-0.12	0.08-0.09
		Titanio: aleaciones alfa + beta en condiciones envejecidas, aleaciones beta recocidas o envejecidas	600-1500						
K	K1.1.C.NS (07.1)	Fundición maleable ferrítico (viruta corta)	110-145	4024	140-230	12.70-17.43	0.04-0.16	0.04-0.12	0.04-0.11
				4044	80-145	17.44-20.99	0.08-0.18	0.06-0.14	0.06-0.12
						21.00-25.99	0.10-0.22	0.08-0.16	0.06-0.15
	K1.1.C.NS (07.2)	Perlítica (viruta larga)	150-270	4024	105-170	12.70-17.43	0.04-0.12	0.04-0.10	0.04-0.08
				4044	65-105	17.44-20.99	0.06-0.14	0.06-0.12	0.06-0.09
						21.00-25.99	0.08-0.16	0.08-0.14	0.08-0.11
	K2.1.C.UT (08.1)	Fundición gris: baja resistencia a la tracción	150-220	4024	210-310	12.70-17.43	0.04-0.16	0.04-0.12	0.04-0.11
				4044	130-195	17.44-20.99	0.08-0.18	0.06-0.14	0.06-0.12
						21.00-25.99	0.10-0.22	0.08-0.16	0.06-0.15
	K2.2.C.UT (08.2)	Alta resistencia a la tracción	200-330	4024	125-230	12.70-17.43	0.04-0.12	0.04-0.10	0.04-0.08
				4044	75-140	17.44-20.99	0.06-0.14	0.06-0.12	0.06-0.09
						21.00-25.99	0.08-0.16	0.08-0.14	0.08-0.11
	K3.1.C.UT (09.1)	Fundición nodular (ferrítico)	150-230	4024	125-215	12.70-17.43	0.04-0.12	0.04-0.10	0.04-0.08
				4044	80-135	17.44-20.99	0.06-0.14	0.06-0.12	0.06-0.09
						21.00-25.99	0.08-0.16	0.08-0.14	0.08-0.11
	K3.3.C.UT (09.2)	Perlítica	200-330	4024	110-200	12.70-17.43	0.04-0.12	0.04-0.10	0.04-0.08
				4044	70-125	17.44-20.99	0.06-0.14	0.06-0.12	0.06-0.09
						21.00-25.99	0.08-0.16	0.08-0.14	0.08-0.11
H	H1.3.Z.HA (04.1)	Endurecido y templado	47-65	4024	30-80	12.70-17.43	0.04-0.10	0.04-0.08	0.04-0.06
				4044	30-80	17.44-20.99	0.06-0.14	0.06-.011	0.06-0.09
						21.00-25.99	0.06-0.16	0.06-0.13	0.06-0.11
N	N1.2.Z.AG (30.12)	Aleaciones de Al. Forjadas o forjadas y envejecidas	30-150	4044	300-385	12.70-17.43	0.04-0.12	0.04-0.10	0.04-0.08
						17.44-20.99	0.04-0.14	0.04-0.12	0.04-0.09
						21.00-25.99	0.06-0.16	0.06-0.14	0.06-0.11
	N1.3.C.UT (30.21)	Fundidas, no envejecidas	40-100	4044	300-385	12.70-17.43	0.04-0.10	0.04-0.08	0.04-0.07
						17.44-20.99	0.04-0.12	0.04-0.10	0.04-0.08
						21.00-25.99	0.06-0.14	0.06-0.12	0.06-0.09
	N1.3.C.AG (30.22)	Fundición, o fundición y envejecido	70-140	4044	250-335	12.70-17.43	0.04-0.10	0.04-0.08	0.04-0.07
						17.44-20.99	0.04-0.12	0.04-0.10	0.04-0.08
						21.00-25.99	0.06-0.14	0.06-0.12	0.06-0.09
	N3.3.U.UT (33.1)	Cobre y aleaciones de cobre	70-160	4044	250-380	12.70-17.43	0.04-0.12	0.04-0.10	0.04-0.08
						17.44-20.99	0.04-0.14	0.04-0.12	0.04-0.09
						21.00-25.99	0.06-0.16	0.06-0.14	0.06-0.11
	N3.2.C.UT (33.2)	Latón y aleaciones de plomo (Pb < 1%)	50-200	4044	180-230	12.70-17.43	0.04-0.12	0.04-0.10	0.04-0.08
						17.44-20.99	0.04-0.14	0.04-0.12	0.04-0.09
						21.00-25.99	0.06-0.16	0.06-0.14	0.06-0.11

GC1044 es la calidad universal para plaquita central en todos los materiales

CoroDrill® 881

Valores en pulgadas

ISO	Núm. MC	Material	Dureza Brinell HB	Calidad	Velocidad de corte (ft/min)	Diámetro de taladrado D_c pulgadas	Geometría / Avance Longitud de broca 2-3xD -GM1 f_n pulg./rev.	4xD -GM1 f_n pulg./rev.	5xD -GM1 f_n pulg./rev.
P		**Acero no aleado**							
	P1.0.Z.AN (01.0)	No templado 0.05-0.10% C	80-170	4024 4044	760-1250 620-770	.500-.686 .687-.826 .827-1.023	.002-.004 .002-.004 .002-.005	.002-.004 .002-.004 .002-.004	.002-.003 .002-.003 .002-.003
	P1.1.Z.AN (01.1)	No templado 0.05-0.25% C	90-200	4024 4044	750-1150 550-740	.500-.686 .687-.826 .827-1.023	.002-.004 .002-.004 .002-.005	.002-.004 .002-.004 .002-.004	.002-.003 .002-.003 .002-.003
	P1.2.Z.AN (01.2)	No templado 0.25-0.55% C	125-225	4024 4044	620-950 395-590	.500-.686 .687-.826 .827-1.023	.002-.005 .002-.006 .002-.006	.002-.004 .002-.005 .002-.006	.002-.003 .002-.004 .002-.004
	P1.3.Z.AN (01.3)	No templado 0.55-0.80% C	150-250	4024 4044	560-910 345-580	.500-.686 .687-.826 .827-1.023	.002-.005 .002-.006 .002-.006	.002-.004 .002-.005 .002-.006	.002-.003 .002-.004 .002-.004
	P1.3.Z.AN (01.4)	Acero de alto contenido en carbono y acero de herramientas	180-275	4024 4044	660-910 345-560	.500-.686 .687-.826 .827-1.023	.002-.005 .002-.006 .002-.006	.002-.004 .002-.005 .002-.006	.002-.003 .002-.004 .002-.004
	P2.1.Z.AN (02.1)	Acero de baja aleación (no endurecido)	150-260	4024 4044	590-950 375-590	.500-.686 .687-.826 .827-1.023	.002-.006 .002-.006 .002-.007	.002-.005 .002-.005 .002-.006	.002-.004 .002-.004 .002-.005
	P2.5.Z.HT (02.2)	Acero templado	220-450	4024 4044	295-750 245-460	.500-.686 .687-.826 .827-1.023	.002-.005 .002-.006 .002-.006	.002-.004 .002-.005 .002-.005	.002-.003 .002-.004 .002-.004
	P3.0.Z.AN (03.11)	Acero de alta aleación (recocido)	150-250	4024 4044	520-900 325-560	.500-.686 .687-.826 .827-1.023	.002-.004 .002-.006 .002-.007	.002-.003 .002-.005 .002-.006	.002-.003 .002-.004 .002-.005
	P3.0.Z.HT (03.21)	Acero templado	250-350	4024 4044	265-660 230-410	.500-.686 .687-.826 .827-1.023	.002-.005 .002-.006 .002-.006	.002-.004 .002-.004 .002-.005	.002-.003 .002-.004 .002-.004
	P1.5.C.UT (06.1)	Fundición de acero (sin alear)	90-225	4024 4044	455-1000 405-620	.500-.686 .687-.826 .827-1.023	.002-.004 .002-.004 .002-.005	.002-.003 .002-.003 .002-.004	.002-.003 .002-.003 .002-.003
	P2.6.C.UT (06.2)	Baja aleación (elementos de aleación menos de 5%)	150-250	4024 4044	360-820 325-490	.500-.686 .687-.826 .827-1.023	.002-.005 .002-.006 .002-.006	.002-.004 .002-.004 .002-.005	.002-.003 .002-.004 .002-.004
M	P5.0.Z.AN (05.11)	Acero inoxidable ferrítico/ martensítico 13-25% Cr	150-270	4024 4044 2044	390-870 375-540 375-540	.500-.686 .687-.826 .827-1.023	.002-.005 .002-.006 .002-.007	.002-.004 .002-.005 .002-.006	.002-.004 .002-.004 .002-.005
	M1.0.Z.AQ (05.21)	Austenítico Ni > 8%, 13-25% Cr	150-275	4024 4044 2044	390-820 375-590 375-590	.500-.686 .687-.826 .827-1.023	.002-.005 .002-.005 .002-.006	.002-.004 .002-.004 .002-.005	.002-.004 .002-.004 .002-.004
	M3.1.Z.AQ (05.51) M3.2.Z.AQ (05.52)	Austenítico/ferrítico (dúplex)	200-320	4024 4044 2044	295-475 280-410 280-410	.500-.686 .687-.826 .827-1.023	.002-.005 .002-.005 .002-.006	.002-.004 .002-.004 .002-.005	.002-.004 .002-.004 .002-.004
	M1.0.C.UT (15.21)	Fundiciones austeníticas	150-250	4024 4044 2044	495-660 265-510 265-510	.500-.686 .687-.826 .827-1.023	.002-.004 .002-.005 .002-.006	.002-.004 .002-.004 .002-.005	.002-.003 .002-.004 .002-.004

GC1044 es la calidad universal para plaquita central en todos los materiales

GC1144 es la calidad optimizada para plaquita central en los materiales ISO M

CoroDrill® 881

Valores en pulgadas

ISO	Núm. MC	Material	Dureza Brinell HB	Calidad	Velocidad de corte (ft/min)	Diámetro de taladrado D_c pulgadas	Geometría / Avance Longitud de broca 2-3xD -GM1 f_n mm/rev.	4xD -GM1 f_n mm/rev.	5xD -GM1 f_n mm/rev.
S	S2.0.Z.AN (20.21)	Aleaciones termorresistentes. Base de Ni	140-425	2044	65-290	.500-.686	.001-.004	.001-.004	.001-.003
				4044	65-290	.687-.826	.002-.004	.002-.004	.002-.003
	S2.0.Z.AG (20.22)					.827-1.023	.002-.004	.002-.004	.002-.003
	S2.0.C.NS (20.24)								
						.500-.686	.002-.005	.002-.004	.002-.004
	S4.2.Z.AN	Titanio: aleaciones alfa, cerca de alfa y alfa + beta, recocidas	*Rm(MPa)*	2044	135-440	.687-.826	.002-.006	.002-.005	.002-.004
				4044	135-440	.827-1.023	.003-.006	.003-.005	.003-.004
	(23.21)	Titanio: aleaciones alfa + beta en condiciones envejecidas, aleaciones beta recocidas o envejecidas	600-1500						
	S4.3.Z.AG (23.22)								
K	K1.1.C.NS (07.1)	Fundición maleable ferrítico (viruta corta)	110-145			.500-.686	.002-.007	.002-.005	.002-.005
				4024	460-750	.687-.826	.003-.008	.002-.006	.002-.005
				4044	260-475	.827-1.023	.004-.009	.003-.007	.002-.006
	K1.1.C.NS (07.2)	Perlítica (viruta larga)	150-270			.500-.686	.002-.005	.002-.004	.002-.004
				4024	345-560	.687-.826	.002-.006	.002-.005	.002-.004
				4044	210-345	.827-1.023	.003-.007	.003-.006	.003-.005
	K2.1.C.UT (08.1)	Fundición gris: baja resistencia a la tracción	150-220			.500-.686	.002-.007	.002-.005	.002-.005
				4024	690-1000	.687-.826	.003-.008	.002-.006	.002-.005
				4044	430-640	.827-1.023	.004-.009	.003-.007	.002-.006
	K2.2.C.UT (08.2)	Alta resistencia a la tracción	200-330			.500-.686	.002-.005	.002-.004	.002-.004
				4024	410-750	.687-.826	.002-.006	.002-.005	.002-.004
				4044	245-460	.827-1.023	.003-.007	.003-.006	.003-.005
	K3.1.C.UT (09.1)	Fundición nodular (ferrítico)	150-230			.500-.686	.002-.005	.002-.004	.002-.004
				4024	410-750	.687-.826	.002-.006	.002-.005	.002-.004
				4044	260-440	.827-1.023	.003-.007	.003-.006	.003-.005
	K3.3.C.UT (09.2)	Perlítica	200-330			.500-.686	.002-.005	.002-.004	.002-.004
				4024	110-200	.687-.826	.002-.006	.002-.005	.002-.004
				4044	70-125	.827-1.023	.003-.007	.003-.006	.003-.005
H	H1.3.Z.HA (04.1)	Endurecido y templado	47-65	4024	100-265	.500-.686	.002-.004	.002-.004	.002-.003
				4044	100-265	.687-.826	.002-.006	.002-.005	.002-.004
						.827-1.023	.002-.007	.002-.006	.002-.005
N	N1.2.Z.AG (30.12)	Aleaciones de Al. Forjadas o forjadas y envejecidas	30-150	4044	980-1250	.500-.686	.002-.005	.002-.004	.002-.004
						.687-.826	.002-.006	.002-.005	.002-.004
						.827-1.023	.002-.007	.002-.006	.002-.005
	N1.3.C.UT (30.21)	Fundidas, no envejecidas	40-100	4044	980-1250	.500-.686	.002-.004	.002-.004	.002-.003
						.687-.826	.002-.005	.002-.004	.002-.004
						.827-1.023	.002-.006	.002-.005	.002-.004
	N1.3.C.AG (30.22)	Fundición, o fundición y envejecido	70-140	4044	820-1100	.500-.686	.002-.004	.002-.004	.002-.003
						.687-.826	.002-.005	.002-.004	.002-.004
						.827-1.023	.002-.006	.002-.005	.002-.004
	N3.3.U.UT (33.1)	Cobre y aleaciones de cobre	70-160	4044	820-1250	.500-.686	.002-.005	.002-.004	.002-.004
						.687-.826	.002-.006	.002-.005	.002-.004
						.827-1.023	.002-.007	.002-.006	.002-.005
	N3.2.C.UT (33.2)	Latón y aleaciones de plomo (Pb < 1%)	50-200	4044	590-750	.500-.686	.002-.005	.002-.004	.002-.004
						.687-.826	.002-.006	.002-.005	.002-.004
						.827-1.023	.002-.007	.002-.006	.002-.005

GC1044 es la calidad universal para plaquita central en todos los materiales

Broca de taladrado a media caña Coromant U con plaquita intercambiable

Valores métricos

ISO	N.° CMC	Material	Dureza Brinell HB	Diám. de broca D_c mm	Avance f_n mm/r	Velocidad vc m/min	Geometría/Calidad PRIMERA ELECCIÓN La mayor productividad P	C	Complementarias P	C
P		**Acero no aleado**		12.7–17.0	0.04–0.08	290 (230–380)	-53/3040	-53/1020	-53/1120	-53/1020
	01.0	No templado 0,05-0,10% C	80-170	17.5–25.4	0.04–0.08		-53/3040		-53/1020	T-53/1020
				26.0–30.0	0.05–0.08		-53/3040		-53/1020	
				31.0–41.3	0.07–0.10		-53/3040		-53/1020	
				42.0–80.0	0.08–0.12		-53/3040		-53/1020	
	01.1	No templado 0,05-0,25% C	90–200	12.7–17.0	0.04–0.08	270 (225–345)	-53/3040	-53/1020	-53/1120	-53/1020
				17.5–25.4	0.04–0.08		-53/3040		-53/1020	T-53/1020
				26.0–30.0	0.05–0.10		-53/3040		-53/1020	
				31.0–41.3	0.07–0.12		-53/3040		-53/1020	
				42.0–80.0	0.08–0.14		-53/3040		-53/1020	
	01.2	No templado 0,25–0,55% C	125–225	12.7–17.0	0.04–0.10	230 (190–290)	-53/3040	-53/1020	-53/1120	-53/1020
				17.5–25.4	0.04–0.14				-53/1020	T-53/1020
				26.0–30.0	0.08–0.18				-53/1020	
				31.0–41.3	0.10–0.20				-53/1020	
				42.0–80.0	0.12–0.24				-53/1020	
	01.3	No templado 0,55-0,80% C	150–225	12.7–17.0	0.04–0.10	210 (170–275)	-53/3040	-53/1020	-53/1120	-53/1020
				17.5–25.4	0.06–0.14				-53/1020	T-53/1020
				26.0–30.0	0.08–0.18				-53/1020	
				31.0–41.3	0.10–0.20				-53/1020	
				42.0–80.0	0.12–0.24				-53/1020	
	01.4	Acero de alto contenido en carbono y acero de herramientas	180–275	12.7–17.0	0.04–0.10	210 (200–275)	-53/3040	-53/1020	-53/1120	-53/1020
				17.5–25.4	0.06–0.14				-53/1020	T-53/1020
				26.0–30.0	0.08–0.18				-53/1020	
				31.0–41.3	0.10–0.20				-53/1020	
				42.0–80.0	0.12–0.24				-53/1020	
		Acero de baja aleación		12.7–17.0	0.04–0.10	220 (180–290)	-53/3040	-53/1020	-53/1120	-53/1020
	02.1	No templado	150–260	17.5–25.4	0.06–0.12				-53/1020	T-53/1020
				26.0–30.0	0.10–0.16				-53/1020	
				31.0–41.3	0.11–0.18				-53/1020	
				42.0-80.0	0.12–0.22				-53/1020	
	02.2	Templado	220–450	12.7–17.0	0.04–0.10	170 (90–230)	-53/3040	-53/1020	-53/1120	-53/1020
				17.5–25.4	0.06–0.14				-53/1020	T-53/1020
				26.0–30.0	0.10–0.18				-53/1020	
				31.0–41.3	0.10–0.20				-53/1020	
				42.0–80.0	0.12–0.24				-53/1020	
		Acero de alta aleación		12.7–17.0	0.04–0.08	180 (160–275)	-53/3040	-53/1020	-53/1120	-53/1020
	03.11	Recocido	50–250	17.5–25.4	0.04–0.14				-53/1020	T-53/1020
				26.0–30.0	0.08–0.18				-53/1020	
				31.0–41.3	0.10–0.20				-53/1020	
				42.0–80.0	0.12–0.24				-53/1020	
	03.21	Acero templado	250–450	12.7–17.0	0.04–0.10	130 (80–200)	-53/3040	-53/1020	-53/1120	-53/1020
				17.5–25.4	0.06–0.12				-53/1020	T-53/1020
				26.0–30.0	0.10–0.16				-53/1020	
				31.0–41.3	0.11–0.18				-53/1020	
				42.0–80.0	0.12–0.22				-53/1020	
		Acero fundido		12.7–17.0	0.04–0.08	200 (140–310)	-53/3040	-53/1020	-53/1120	-53/1020
	06.1	No aleado	90–225	17.5–25.4	0.04–0.08		-53/3040		-53/1020	T-53/1020
				26.0–30.0	0.05–0.10		-53/3040		-53/1020	
				31.0–41.3	0.06–0.12		-53/3040		-53/1020	
				42.0–80.0	0.07–0.14		-53/3040		-53/1020	
	06.2	Baja aleación (elementos de aleación ≤ 5%)	150–250	12.7–17.0	0.04–0.10	160 (110–250)	-53/3040	-53/1020	-53/1120	-53/1020
				17.5–25.4	0.06–0.12				-53/1020	T-53/1020
				26.0–30.0	0.10–0.16				-53/1020	
				31.0–41.3	0.11–0.18				-53/1020	
				42.0–80.0	0.12–0.22				-53/1020	
M		**Acero inoxidable**		12.7–17.0	0.04–0.10	170 (120–265)	53/3040	53/1020	53/1120	53/1020
	05.11	Ferrítico, martensítico Cr 13-25%	150–270	17.5–25.4	0.04–0.14		53/3040		53/1020	
				26.0–30.0	0.08–0.18		53/3040		53/1020	
				31.0–41.3	0.10–0.20		53/3040		53/1020	
				42.0–80.0	12–0.24		53/3040		53/1020	
	05.21	Austenítico Ni > 8%, 13-25% Cr	150–275	12.7–17.0	0.04–0.10	150 (120–250)	53/3040	53/1020	53/1120	53/1020
				17.5–25.4	0.04–0.12		53/3040		53/1020	
				26.0–30.0	0.08–0.14		53/3040		53/1020	
				31.0–41.3	0.10–0.16		53/3040		53/1020	
				42.0–80.0	0.11–0.18		53/3040		53/1020	
	05.51 05.52	Austenítico Ferrítico (dúplex)	180–320	12.7–17.0	0.04–0.10	110 (90–145)	53/3040	53/1020	53/1120	53/1020
				17.5–25.4	0.04–0.12		53/3040		53/1020	
				26.0–30.0	0.08–0.14		53/3040		53/1020	
				31.0–41.3	0.10–0.16		53/3040		53/1020	
				42.0–80.0	0.11–0.18		53/3040		53/1020	

Posicionamiento de la plaquita: C = Central, P = Periférico

Wiper TECHNOLOGY Geometría WM para el mecanizado de acero y fundición con una dureza < 200 HB bajo condiciones estables, incremente el avance (fn) un 50%. Para aceros inoxidables de fácil mecanización bajo condiciones estables, incremente el avance (fn) un 25%.

Broca de taladrado a media caña Coromant U con plaquita intercambiable

ISO	N.º CMC	Material	Dureza Brinell HB	Diám. de broca D_c mm	Avance f_n mm/r	Velocidad vc m/min	Geometría/Calidad PRIMERA ELECCIÓN La mayor productividad P	C	Complementarias P	C
M		**Acero inoxidable**		12.7–17.0	0.04–0.08		-53/1120		-53/1120	-53/1020
	15.21	Fundiciones austeníticas	150–250	17.5–25.4	0.04–0.12			-53/1020	-53/1020	
				26.0–30.0	0.05–0.12	110 (80–155)	-53/1020	-53/1020	-53/1020	
				31.0–41.3	0.06–0.14			-53/1020	-53/1020	
				42.0–80.0	0.06–0.14			-53/1020	-53/1020	
S		**Aleaciones termorresistentes**		12.7–17.0	0.03–0.08		-53/1120		-53/1120	-53/1020
	20.21	Con base Ni	140–425	17.5–25.4	0.04–0.08			-53/1020	-53/1020	
	20.22			26.0–30.0	0.06–0.10	50 (20– 88)	-53/1020	-53/1020	-53/1020	
	20.24			31.0–41.3	0.08–0.12			-53/1020	-53/1020	
				42.0–80.0	0.09–0.14			-53/1020	-53/1020	
		Aleaciones de titanio		12.7–17.0	0.04–0.10		-53/1120	-53/1020	-53/1120	-53/1020
	23.21	aleaciones α, cerca de α y α+β.	600–1500	17.5–25.4	0.08–0.14		-53/H13A	-53/H13A	-53/H13A	-53/H13A
	23.22	Aleaciones recocidas o envejecidas		26.0–30.0	0.12–0.16	60 (40–132)	-53/H13A	-53/H13A	-53/H13A	-53/H13A
				31.0–41.3	0.14–0.18		-53/H13A	-53/H13A	-53/H13A	-53/H13A
				42.0–80.0	0.16–0.20		-53/H13A	-53/H13A	-53/H13A	-53/H13A
K		**Fundición maleable**		12.7–17.0	0.04–0.14	170 (140–230)	-53/3040	-53/1020	-53/1120	-53/1020
	07.1	Ferrítica (viruta corta)	110–145	17.5–25.4	0.10–0.18				-53/1020	T-53/1020
				26.0–30.0	0.14–0.20				-53/1020	
				31.0–41.3	0.16–0.26				-53/1020	
				42.0–80.0	0.18–0.28				-53/1020	
	07.2	Perlítica (viruta larga)	150–270	12.7–17.0	0.04–0.10	140 (105–170)	-53/3040	-53/1020	-53/1120	-53/1020
				17.5–25.4	0.08–0.14				-53/1020	T-53/1020
				26.0–30.0	0.12–0.18				-53/1020	
				31.0–41.3	0.14–0.20				-53/1020	
				42.0–80.0	0.15–0.22				-53/1020	
		Fundición gris		12.7–17.0	0.04–0.14	250 (210–310)	-53/3040	-53/1020	-53/1120	-53/1020
	08.1	Baja resistencia a la tracción	150–220	17.5–25.4	0.10–0.18				-53/1020	T-53/1020
				26.0–30.0	0.14–0.20				-53/1020	
				31.0–41.3	0.16–0.26				-53/1020	
				42.0–80.0	0.18–0.28				-53/1020	
	08.2	Alta resistencia a la tracción	200–330	12.7–17.0	0.04–0.10	170 (125–230)	-53/3040	-53/1020	-53/1120	-53/1020
				17.5–25.4	0.08–0.14				-53/1020	T-53/1020
				26.0–30.0	0.12–0.18				-53/1020	
				31.0–41.3	0.14–0.20				-53/1020	
				42.0–80.0	0.15–0.22				-53/1020	
		Fundición nodular		12.7–17.0	0.04–0.10	170 (125–215)	-53/3040	-53/1020	-53/1120	-53/1020
	09.1	Ferrítica	125–230	17.5–25.4	0.08–0.14				-53/1020	T-53/1020
				26.0–30.0	0.12–0.18				-53/1020	
				31.0–41.3	0.14–0.20				-53/1020	
				42.0–80.0	0.15–0.22				-53/1020	
	09.2	Perlítica	200–300	12.7–17.0	0.04–0.10	150 (110–200)	-53/3040	-53/1020	-53/1120	-53/1020
				17.5–25.4	0.08–0.14				-53/1020	
				26.0–30.0	0.12–0.18				-53/1020	
				31.0–41.3	0.14–0.20				-53/1020	
				42.0–80.0	0.15–0.22				-53/1020	
H		**Acero extraduro**		12.7–17.0	0.05-0.08					
	04.1	Endurecido y templado	450	17.5–25.4	0.07-0.15					
				26.0–30.0	0.07-0.15	40 (30-80)	-53/3040	-53/1020	-53/1020	-53/1020
				31.0–41.3	0.10-0.15				-53/1120	
				42.0–80.0	0.10-0.15					
N		**Aleaciones de aluminio**		12.7–17.0	0.04–0.12	350 (300–440)	-53/1120	-53/1020	-53/1120	-53/1020
	30.12	Forjadas o forjadas y envejecidas	30–150	17.5–25.4	0.06–0.16		-53/H13A	-53/H13A	-53/H13A	-53/H13A
				26.0–30.0	0.10–0.18		-53/H13A	-53/H13A	-53/H13A	-53/H13A
				31.0–41.3	0.12–0.22		-53/H13A	-53/H13A	-53/H13A	-53/H13A
				42.0–80.0	0.14–0.26		-53/H13A	-53/H13A	-53/H13A	-53/H13A
	30.21	Fundidas, no envejecidas	40–100	12.7–17.0	0.04–0.12	150 (30–440)	-53/1120	-53/1020	-53/1120	-53/1020
				17.5–25.4	0.06–0.16		-53/H13A	-53/H13A	-53/H13A	-53/H13A
				26.0–30.0	0.10–0.18		-53/H13A	-53/H13A	-53/H13A	-53/H13A
				31.0–41.3	0.12–0.22		-53/H13A	-53/H13A	-53/H13A	-53/H13A
				42.0–80.0	0.14–0.26		-53/H13A	-53/H13A	-53/H13A	-53/H13A
	30.22	Fundición, o fundición y envejecido	70–140	12.7–17.0	0.04–0.12	300 (250–385)	-53/1120	-53/1020	-53/1120	-53/1020
				17.5–25.4	0.06–0.16		-53/H13A	-53/H13A	-53/H13A	-53/H13A
				26.0–30.0	0.10–0.18		-53/H13A	-53/H13A	-53/H13A	-53/H13A
				31.0–41.3	0.12–0.22		-53/H13A	-53/H13A	-53/H13A	-53/H13A
				42.0–80.0	0.14–0.26		-53/H13A	-53/H13A	-53/H13A	-53/H13A
		Cobre y aleaciones de cobre		12.7–17.0	0.04–0.12	300 (250–385)	-53/1120	-53/1020	-53/1120	-53/1020
	33.1	Aleac. de fácil mecaniz. (Pb ≥ 1%)	50–160	17.5–25.4	0.06–0.16		-53/H13A	-53/H13A	-53/H13A	-53/H13A
				26.0–30.0	0.10–0.18		-53/H13A	-53/H13A	-53/H13A	-53/H13A
				31.0–41.3	0.12–0.22		-53/H13A	-53/H13A	-53/H13A	-53/H13A
				42.0–80.0	0.14–0.26		-53/H13A	-53/H13A	-53/H13A	-53/H13A
	33.2	Latón y aleaciones de plomo (Pb ≤ 1%)	50–160	12.7–17.0	0.04–0.12	230 (180–265)	-53/1120	-53/1020	-53/1120	-53/1020
				17.5–25.4	0.06–0.16		-53/H13A	-53/H13A	-53/H13A	-53/H13A
				26.0–30.0	0.10–0.18		-53/H13A	-53/H13A	-53/H13A	-53/H13A
				31.0–41.3	0.12–0.22		-53/H13A	-53/H13A	-53/H13A	-53/H13A
				42.0–80.0	0.14–0.26		-53/H13A	-53/H13A	-53/H13A	-53/H13A

Posicionamiento de la plaquita: C = Central P = Periférico

SANDVIK Coromant

Broca de taladrado a media caña Coromant U con plaquita intercambiable

Valores en pulgadas

ISO	N.º CMC	Material	Dureza Brinell HB	Diám. de broca D_c pulgadas	Avance f_n pulg./rev.	Velocidad v_c pies/min	Geometría/Calidad PRIMERA ELECCIÓN La mayor productividad P	C	Complementarias P	C
P		**Acero no aleado**		.500- .669	.001–.003	950 (755–1245)	-53/3040	-53/1020	-53/1120	-53/1020
	01.0	No templado 0,05-0,10% C	80–170	.689-1.000	.001–.003				-53/1020	T-53/1020
				1.024-1.181	.002–.003				-53/1020	
				1.220-1.614	.003–.004				-53/1020	
				1.654-3.500	.004–.006				-53/1020	
	01.1	No templado 0,05-0,25% C	90–200	.500- .669	.001–.003	885 (740–1130)	-53/3040	-53/1020	-53/1120	-53/1020
				.689-1.000	.001–.003				-53/1020	T-53/1020
				1.024-1.181	.002–.003				-53/1020	
				1.220-1.614	.003–.004				-53/1020	
				1.654-3.500	.004–.006				-53/1020	
	01.2	No templado 0,25–0,55% C	125–225	.500- .669	.001–.004	755 (625–950)	-53/3040	-53/1020	-53/1120	-53/1020
				.689-1.000	.001–.006				-53/1020	T-53/1020
				1.024-1.181	.003–.007				-53/1020	
				1.220-1.614	.004–.008				-53/1020	
				1.654-3.500	.005–.009				-53/1020	
	01.3	No templado 0,55-0,80% C	150–225	.500- .669	.001–.004	690 (560–900)	-53/3040	-53/1020	-53/1120	-53/1020
				.689-1.000	.002–.006				-53/1020	T-53/1020
				1.024-1.181	.003–.007				-53/1020	
				1.220-1.614	.004–.008				-53/1020	
				1.654-3.500	.005–.009				-53/1020	
	01.4	Acero de alto contenido en carbono y acero de herramientas	180–275	.500- .669	.001–.004	690 (655–900)	-53/3040	-53/1020	-53/1120	-53/1020
				.689-1.000	.002–.006				-53/1020	T-53/1020
				1.024-1.181	.003–.007				-53/1020	
				1.220-1.614	.004–.008				-53/1020	
				1.654-3.500	.005–.009				-53/1020	
		Acero de baja aleación		.500- .669	.001–.004	720 (590–950)	-53/3040	-53/1020	-53/1120	-53/1020
	02.1	No templado	150–260	.689-1.000	.002–.005				-53/1020	T-53/1020
				1.024-1.181	.004–.006				-53/1020	
				1.220-1.614	.004–.007				-53/1020	
				1.654-3.500	.005–.009				-53/1020	
	02.2	Templado	220–450	.500- .669	.001–.004	560 (295–755)	-53/3040	-53/1020	-53/1120	-53/1020
				.689-1.000	.002–.006				-53/1020	T-53/1020
				1.024-1.181	.004–.007				-53/1020	
				1.220-1.614	.004–.008				-53/1020	
				1.654-3.500	.005–.009				-53/1020	
		Acero de alta aleación		.500- .669	.001–.003	590 (525–900)	-53/3040	-53/1020	-53/1120	-53/1020
	03.11	Recocido	50–250	.689-1.000	.001–.006				-53/1020	T-53/1020
				1.024-1.181	.003–.007				-53/1020	
				1.220-1.614	.004–.008				-53/1020	
				1.654-3.500	.005–.009				-53/1020	
	03.21	Acero templado	250–450	.500- .669	.001–.004	1425 (260–655)	-53/3040	-53/1020	-53/1120	-53/1020
				.689-1.000	.002–.005				-53/1020	T-53/1020
				1.024-1.181	.004–.006				-53/1020	
				1.220-1.614	.004–.007				-53/1020	
				1.654-3.500	.005–.009				-53/1020	
		Acero fundido		.689-1.000	.001–.003	655 (460–1020)	-53/3040	-53/1020	-53/1120	-53/1020
	06.1	No aleado	90–225	.689-1.000	.001–.003				-53/1020	T-53/1020
				1.024-1.181	.002–.004				-53/1020	
				1.220-1.614	.002–.005				-53/1020	
				1.654-3.500	.003–.006				-53/1020	
	06.2	Baja aleación (elementos de aleación ≤ 5%)	150–250	.500- .669	.001–.004	525 (360–820)	-53/3040	-53/1020	-53/1120	-53/1020
				.689-1.000	.002–.005				-53/1020	T-53/1020
				1.024-1.181	.004–.006				-53/1020	
				1.220-1.614	.004–.007				-53/1020	
				1.654-3.500	.005–.009				-53/1020	
M		**Acero inoxidable**		.500- .669	.001–.004	560 (395–870)	53/3040	53/1020	53/1120	53/1020
	05.11	Ferrítico, martensítico Cr 13-25%	150–270	.689-1.000	.001–.006				53/1020	
				1.024-1.181	.003–.007				53/1020	
				1.220-1.614	.004–.008				53/1020	
				1.654-3.500	.005–.009				53/1020	
	05.21	Austenítico Ni > 8%, 13-25% Cr	150–275	.500- .669	.001–.004	490 (395–820)	53/3040	53/1020	53/1120	53/1020
				.689-1.000	.001–.005				53/1020	
				1.024-1.181	.003–.006				53/1020	
				1.220-1.614	.004–.006				53/1020	
				1.654-3.500	.004–.007				53/1020	
	05.51 05.52	Austenítico Ferrítico (dúplex)	180–320	.500- .669	.001–.004	360 (295-475)	53/3040	53/1020	53/1120	53/1020
				.689-1.000	.001–.005				53/1020	
				1.024-1.181	.003–.006				53/1020	
				1.220-1.614	.004–.006				53/1020	
				1.654-3.500	.004–.007				53/1020	

Posicionamiento de la plaquita: C = Central, P = Periférico

Wiper TECHNOLOGY Geometría WM para el mecanizado de acero y fundición con una dureza < 200 HB bajo condiciones estables, incremente el avance (fn) un 50%. Para aceros inoxidables de fácil mecanización bajo condiciones estables, incremente el avance (fn) un 25%.

Broca de taladrado a media caña Coromant U con plaquita intercambiable

ISO	N.º CMC	Material	Dureza Brinell HB	Diám. de broca D_c pulgadas	Avance f_n pulg./rev.	Velocidad v_c pies/min	Geometría/Calidad PRIMERA ELECCIÓN La mayor productividad P	C	Complementarias P	C
M		**Acero inoxidable**		.500- .669	.001-.004		-53/1120		-53/1120	-53/1020
	15.21	Fundiciones austeníticas	150–250	.689-1.000	.001-.005			-53/1020	-53/1020	
				1.024-1.181	.003-.006	360 (260–510)	-53/1020	-53/1020	-53/1020	
				1.220-1.614	.002–.006			-53/1020	-53/1020	
				1.654-3.500	.002–.006			-53/1020	-53/1020	
S		**Aleaciones termorresistentes**		.500- .669	.001–.003		-53/1120		-53/1120	-53/1020
	20.21	Con base Ni	140–425	.689-1.000	.001-.004			-53/1020	-53/1020	
	20.22			1.024-1.181	.002–.004	165 (65–290)	-53/1020	-53/1020	-53/1020	
	20.24			1.220-1.614	.003–.005			-53/1020	-53/1020	
				1.654-3.500	.004–.006			-53/1020	-53/1020	
		Aleaciones de titanio		.500- .669	.001–.004		-53/1120	-53/1020	-53/1120	-53/1020
	23.21	aleaciones α, cerca de α y α+β.	600–1500	.689-1.000	.003–.006		-53/H13A	-53/H13A	-53/H13A	-53/H13A
	23.22	Aleaciones recocidas o envejecidas		1.024-1.181	.005–.006	195 (130–430)	-53/H13A	-53/H13A	-53/H13A	-53/H13A
				1.220-1.614	.006–.007		-53/H13A	-53/H13A	-53/H13A	-53/H13A
				1.654-3.500	.006–.008		-53/H13A	-53/H13A	-53/H13A	-53/H13A
K		**Fundición maleable**		.500- .669	.001–.006	560 (460–755)	-53/3040	-53/1020	-53/1120	-53/1020
	07.1	Ferrítica (viruta corta)	110–145	.689-1.000	.004–.007				-53/1020	T-53/1020
				1.024-1.181	.006–.008				-53/1020	
				1.220-1.614	.006–.010				-53/1020	
				1.654-3.500	.007–.011				-53/1020	
	07.2	Perlítica (viruta larga)	150–270	.500- .669	.001–.004	460 (345–560)	-53/3040	-53/1020	-53/1120	-53/1020
				.689-1.000	.003–.006				-53/1020	T-53/1020
				1.024-1.181	.005–.007				-53/1020	
				1.220-1.614	.006–.008				-53/1020	
				1.654-3.500	.006–.009				-53/1020	
		Fundición gris		.500- .669	.001–.006	820 (690–1020)	-53/3040	-53/1020	-53/1120	-53/1020
	08.1	Baja resistencia a la tracción	150–220	.689-1.000	.004–.007				-53/1020	T-53/1020
				1.024-1.181	.006–.008				-53/1020	
				1.220-1.614	.006–.010				-53/1020	
				1.654-3.500	.007–.011				-53/1020	
	08.2	Alta resistencia a la tracción	200–330	.500- .669	.001–.004	560 (410–755)	-53/3040	-53/1020	-53/1120	-53/1020
				.689-1.000	.003–.006				-53/1020	T-53/1020
				1.024-1.181	.005–.007				-53/1020	
				1.220-1.614	.006–.008				-53/1020	
				1.654-3.500	.006–.009				-53/1020	
		Fundición nodular		.500- .669	.001–.004	560 (410–705)	-53/3040	-53/1020	-53/1120	-53/1020
	09.1	Ferrítica	125–230	.689-1.000	.003–.006				-53/1020	T-53/1020
				1.024-1.181	.005–.007				-53/1020	
				1.220-1.614	.006–.008				-53/1020	
				1.654-3.500	.006–.009				-53/1020	
	09.2	Perlítica	200–300	.500- .669	.001–.004	490 (360–655)	-53/3040	-53/1020	-53/1120	-53/1020
				.689-1.000	.003–.006				-53/1020	
				1.024-1.181	.005–.007				-53/1020	
				1.220-1.614	.006–.008				-53/1020	
				1.654-3.500	.006–.009				-53/1020	
H		**Acero extraduro**		.500- .669	.003–.004					
	04.1	Endurecido y templado	450	.689-1.000	.003–.006					
				1.024-1.181	.003–.006	130 (100–260)	-53/3040	-53/1020	-53/1020	-53/1020
				1.220-1.614	.004–.006				-53/1120	
				1.654-3.500	.004–.006					
N		**Aleaciones de aluminio**		.500- .669	.001-.005	1150 (985–1440)	-53/1120	-53/1020	-53/1120	-53/1020
	30.12	Forjadas o forjadas y envejecidas	30–150	.689-1.000	.002–.006		-53/H13A	-53/H13A	-53/H13A	-53/H13A
				1.024-1.181	.004–.007		-53/H13A	-53/H13A	-53/H13A	-53/H13A
				1.220-1.614	.005–.009		-53/H13A	-53/H13A	-53/H13A	-53/H13A
				1.654-3.500	.006–.010		-53/H13A	-53/H13A	-53/H13A	-53/H13A
	30.21	Fundidas, no envejecidas	40–100	.500- .669	.001-.005	490 (100–1440)	-53/1120	-53/1020	-53/1120	-53/1020
				.689-1.000	.002–.006		-53/H13A	-53/H13A	-53/H13A	-53/H13A
				1.024-1.181	.004–.007		-53/H13A	-53/H13A	-53/H13A	-53/H13A
				1.220-1.614	.005–.009		-53/H13A	-53/H13A	-53/H13A	-53/H13A
				1.654-3.500	.006–.010		-53/H13A	-53/H13A	-53/H13A	-53/H13A
	30.22	Fundición, o fundición y envejecido	70–140	.500- .669	.001-.005	985 (820–1260)	-53/1120	-53/1020	-53/1120	-53/1020
				.689-1.000	.002–.006		-53/H13A	-53/H13A	-53/H13A	-53/H13A
				1.024-1.181	.004–.007		-53/H13A	-53/H13A	-53/H13A	-53/H13A
				1.220-1.614	.005–.009		-53/H13A	-53/H13A	-53/H13A	-53/H13A
				1.654-3.500	.006–.010		-53/H13A	-53/H13A	-53/H13A	-53/H13A
		Cobre y aleaciones de cobre		.500- .669	.001-.005	985 (820–1260)	-53/1120	-53/1020	-53/1120	-53/1020
	33.1	Aleac. de fácil mecaniz. (Pb ≥ 1%)	50–160	.689-1.000	.002–.006		-53/H13A	-53/H13A	-53/H13A	-53/H13A
				1.024-1.181	.004–.007		-53/H13A	-53/H13A	-53/H13A	-53/H13A
				1.220-1.614	.005–.009		-53/H13A	-53/H13A	-53/H13A	-53/H13A
				1.654-3.500	.006–.010		-53/H13A	-53/H13A	-53/H13A	-53/H13A
	33.2	Latón y aleaciones de plomo (Pb ≤ 1%)	50–160	.500- .669	.001-.005	755 (590–870)	-53/1120	-53/1020	-53/1120	-53/1020
				.689-1.000	.002–.006		-53/H13A	-53/H13A	-53/H13A	-53/H13A
				1.024-1.181	.004–.007		-53/H13A	-53/H13A	-53/H13A	-53/H13A
				1.220-1.614	.005–.009		-53/H13A	-53/H13A	-53/H13A	-53/H13A
				1.654-3.500	.006–.010		-53/H13A	-53/H13A	-53/H13A	-53/H13A

Posicionamiento de la plaquita: C = Central P = Periférico

Trepanado

Valores métricos

ISO	N.° CMC	Material	Dureza Brinell HB	Diám. de broca D_c mm	Avance f_n mm/r	Velocidad v_c m/min	Geometría/ Calidad
P		**Acero no aleado**					
	01.0	No templado 0,05-0,10% C	80-170		0.07–0.10	250-345	-58/4025
	01.1	No templado 0,05-0,25% C	90–200		0.07–0.12	225-315	-58/4025
	01.2	No templado 0,25–0,55% C	125–225				
	01.3	No templado 0,55-0,80% C	150–250	60-110	0.10-0.20	130-210	-51/GC-A
	01.4	Acero de alto contenido en carbono y acero de herramientas	180–275				
		Acero de baja aleación					
	02.1	No templado	150–260	60-110	0.11-0.18	145-210	-51/GC-A
	02.2	Templado	220–400		0.10–0.20	100-165	
		Acero de alta aleación					
	03.11	Recocido	50–250		0.10–0.20	125-200	
	03.13	Acero rápido (HSS) recocido		60-110			-51/GC-A
	03.21	Acero de herram. templado	250–450		0.11–0.18	90-145	
	03.22	Acero templado					
		Acero inoxidable					
	05.1	Ferrítico, martensítico Cr 13-25%	150–270	60-110	0.10–0.20	170-240	-58/4025
		Acero fundido					
	06.1	No aleado	90–225	60-110	0.06–0.12	195-280	-58/4025
	06.2	Baja aleación (elementos de aleación ≤ 5%)	150–250		0.11–0.18	120-175	-51/GC-A
M		**Acero inoxidable**					
	05.2	Austenítico Ni > 8%, 13-25% Cr	150–270	60-110	0.10–0.16	100-140	-58/235
K		**Maleable**					
	07.1	Ferrítica (viruta corta)	110–145	60-110	0.16-0.26	140-210	-53/4025
	07.2	Perlítica (viruta larga)	150–270		0.14-0.20	105-155	
		Fundición gris					
	08.1	Baja resist. a la tracción	150–220	60-110	0.16-0.26	210-280	-53/4025
	08.2	Alta resist. a la tracción	200-300		0.14-0.20	125-210	
		Fundición nodular					
	09.1	Ferrítica	125-230	60-110	0.14-0.20	125-195	-53/4025
	09.2	Ferrítica	200-300		0.14-0.20	100-180	
N		**Aleaciones de aluminio**					
	30.12	Forjadas o forjadas y envejecidas	75-150				
	30.21	Forjado	40-100	60-110	0.12-0.22	250-400	-53/H13A
	30.22	Fundidas, tratadas en solución y envejecidas	70-125				
		Cobre y aleaciones de cobre					
	33.1	Aleac. de fácil mecaniz. (Pb ≥ 1%)	50-160	60-110	0.12-0.22	180-350	-53/H13A
	33.2	Latón y bronces al plomo (Pb ≤ 1%)					

CoroDrill® 860

Suministro de refrigerante interior, valores en sistema métrico

3 – 8 × DC

ISO	Núm. MC	Material	Dureza Brinell HB	Calidad	Velocidad de corte (V_c), m/min D_c 3.00 - 20.00 mm
P		**Acero no aleado**			(mín.-inicio-máx.)
	P1.1.Z.AN	C = 0,05–0,10 %	125	4234	140-200-250
	P1.1.Z.AN	C = 0,1–0,25%	125	4234	140-200-250
	P1.2.Z.AN	C = 0,25–0,55%	150	4234	140-180-250
	P1.3.Z.AN	C = 0,55–0,80%	170	4234	140-180-250
		Acero de alto cont. en carbono			
	P1.3.Z.AN	Acero de herramientas al carbono	210	4234	150-170-220
		Acero de baja aleación			
	P2.1.Z.AN	No templado	175	4234	120-170-240
	P2.5.Z.HT	Endurecido y templado	275	4234	80-110-140
	P2.5.Z.HT	Endurecido y templado	350	4234	60-80-100
		Acero de alta aleación			
	P3.0.Z.AN	Recocido	200	4234	60-120-140
	P3.0.Z.HT	Acero de herram. templado	300	4234	60-80-100
		Acero fundido			
	P1.5.C.UT	No aleado	150	4234	120-170-210
	P2.6.C.UT	De baja aleación (elementos de aleación ≤5%)	200	4234	120-160-220

Datos de corte para CoroDrill® 860 - NM

2 – 3 x DC

ISO	Núm. MC	Material	Velocidad de corte (V_c) m/min DC 3.00 - 20.00mm
N		**Aleaciones a base de aluminio**	(mín.-inicio-máx.)
	N1.1.Z.UT	Puro comercial	320-400-480
	N1.2.C.NS		320-400-480
	N1.2.S.UT		320-400-480
	N1.2.Z.AG	Aleaciones AlSi, Si ≤ 1%	320-400-480
	N1.2.Z.UT	Forjadas o forjadas y trabajadas en frío, sin envejecimiento	320-400-480
	N1.3.C.AG	Fundición, o fundición y envejecido	240-300-360
	N1.3.C.UT	Fundida, no envejecida	320-400-480
	N1.4.C.NS	Aleaciones de fundición AlSi, Si ≥ 13%	200-250-300
	N2.0.C.UT	**Aleaciones a base de magnesio**	200-250-300

7 – 8 × DC

ISO	Núm. MC	Material	Velocidad de corte (V_c) m/min DC 3.00 - 20.00mm
N		**Aleaciones a base de aluminio**	(mín.-inicio-máx.)
	N1.1.Z.UT	Puro comercial	320-400-480
	N1.2.C.NS		320-400-480
	N1.2.S.UT		320-400-480
	N1.2.Z.AG	Aleaciones AlSi, Si ≤ 1%	320-400-480
	N1.2.Z.UT	Forjadas o forjadas y trabajadas en frío, sin envejecimiento	320-400-480
	N1.3.C.AG	Fundición, o fundición y envejecido	240-300-360
	N1.3.C.UT	Fundida, no envejecida	320-400-480
	N1.4.C.NS	Aleaciones de fundición AlSi, Si ≥ 13%	200-250-300
	N2.0.C.UT	**Aleaciones a base de magnesio**	200-250-300

Las recomendaciones de los datos de corte son válidas para el suministro interno de refrigerante, lo que proporciona el mejor rendimiento.

Presión mín. preferible 15 bar

Si se usa suministro de refrigerante externo:
- El ajuste de los datos de corte adquiere mayor importancia para una buena formación y evacuación de la viruta
- Puede ser necesario usar velocidades de avance inferiores a las que permite el suministro de refrigerante interno

CoroDrill® 860

Suministro de refrigerante interior, valores en sistema métrico

3 – 8 × DC

Diám. de taladrado, mm							
3	4	6	8	10	12	16	20
Avance (f_n), mm/r							
(mín.-inicio-máx.)							
0.06-0.10-0.20	0.10-0.14-0.24	0.12-0.18-0.28	0.14-0.22-0.32	0.15-0.24-0.39	0.18-0.27-0.42	0.21-0.30-0.45	0.24-0.33-0.48
0.06-0.10-0.20	0.10-0.14-0.24	0.12-0.18-0.28	0.14-0.22-0.32	0.15-0.24-0.39	0.18-0.27-0.42	0.21-0.30-0.45	0.24-0.33-0.48
0.06-0.10-0.20	0.10-0.14-0.24	0.12-0.18-0.28	0.14-0.22-0.32	0.15-0.24-0.39	0.18-0.27-0.42	0.21-0.30-0.45	0.24-0.33-0.48
0.06-0.10-0.20	0.10-0.14-0.24	0.12-0.18-0.28	0.14-0.22-0.32	0.15-0.24-0.39	0.18-0.27-0.42	0.21-0.30-0.45	0.24-0.33-0.48
0.06-0.10-0.20	0.10-0.14-0.24	0.12-0.18-0.28	0.14-0.22-0.32	0.15-0.24-0.39	0.18-0.27-0.42	0.21-0.30-0.45	0.24-0.33-0.48
0.06-0.10-0.20	0.10-0.14-0.24	0.12-0.18-0.28	0.14-0.22-0.30	0.15-0.24-0.39	0.18-0.27-0.42	0.21-0.30-0.45	0.24-0.33-0.48
0.08-0.14-0.20	0.14-0.18-0.24	0.18-0.24-0.32	0.20-0.28-0.36	0.20-0.32-0.40	0.22-0.36-0.44	0.24-0.40-0.48	0.26-0.44-0.50
0.08-0.12-0.18	0.14-0.16-0.22	0.18-0.22-0.30	0.20-0.25-0.33	0.20-0.29-0.37	0.22-0.33-0.41	0.24-0.36-0.42	0.26-0.40-0.48
0.08-0.14-0.22	0.10-0.18-0.24	0.12-0.20-0.26	0.15-0.22-0.28	0.16-0.24-0.32	0.18-0.28-0.40	0.20-0.30-0.42	0.22-0.32-0.44
0.08-0.12-0.16	0.10-0.15-0.18	0.12-0.18-0.22	0.15-0.20-0.28	0.16-0.22-0.32	0.18-0.26-0.36	0.20-0.28-0.40	0.22-0.30-0.42
0.06-0.10-0.20	0.10-0.14-0.24	0.12-0.18-0.28	0.14-0.22-0.30	0.15-0.24-0.39	0.18-0.27-0.42	0.21-0.30-0.45	0.24-0.33-0.48
0.06-0.10-0.20	0.10-0.14-0.24	0.12-0.18-0.28	0.14-0.22-0.30	0.15-0.24-0.39	0.18-0.27-0.42	0.21-0.30-0.45	0.24-0.33-0.48

Datos de corte para CoroDrill® 860 - NM

2 – 3 x DC

Diám. de taladrado, mm							
3	4	6	8	10	12	16	20
Avance (f_n), mm/r							
(mín.-inicio-máx.)							
0.20-0.25-0.30	0.260-0.325-0.390	0.426-0.533-0.639	0.64-0.80-0.96	0.8-1.0-1.2	0.88-1.20-1.44	0.96-1.20-1.44	0.96-1.20-1.44
0.20-0.25-0.30	0.260-0.325-0.390	0.426-0.533-0.639	0.64-0.80-0.96	0.8-1.0-1.2	0.88-1.20-1.44	0.96-1.20-1.44	0.96-1.20-1.44
0.20-0.25-0.30	0.260-0.325-0.390	0.426-0.533-0.639	0.64-0.80-0.96	0.8-1.0-1.2	0.88-1.20-1.44	0.96-1.20-1.44	0.96-1.20-1.44
0.20-0.25-0.30	0.260-0.325-0.390	0.426-0.533-0.639	0.64-0.80-0.96	0.8-1.0-1.2	0.88-1.20-1.44	0.96-1.20-1.44	0.96-1.20-1.44
0.20-0.25-0.30	0.260-0.325-0.390	0.426-0.533-0.639	0.64-0.80-0.96	0.8-1.0-1.2	0.88-1.20-1.44	0.96-1.20-1.44	0.96-1.20-1.44
0.20-0.25-0.30	0.260-0.325-0.390	0.426-0.533-0.639	0.64-0.80-0.96	0.8-1.0-1.2	0.88-1.20-1.44	0.96-1.20-1.44	0.96-1.20-1.44
0.20-0.25-0.30	0.260-0.325-0.390	0.426-0.533-0.639	0.64-0.80-0.96	0.8-1.0-1.2	0.88-1.20-1.44	0.96-1.20-1.44	0.96-1.20-1.44
0.144-0.180-0.216	0.176-0.220-0.264	0.254-0.317-0.380	0.344-0.430-0.516	0.44-0.55-0.66	0.56-0.70-0.84	0.56-0.70-0.84	0.592-0.740-0.888
0.144-0.180-0.216	0.176-0.220-0.264	0.254-0.317-0.380	0.344-0.430-0.516	0.44-0.55-0.66	0.56-0.70-0.84	0.56-0.70-0.84	0.592-0.740-0.888

7 – 8 × DC

Diám. de taladrado, mm							
3	4	6	8	10	12	16	20
Avance (f_n), mm/r							
(mín.-inicio-máx.)							
0.144-0.18-0.216	0.176-0.220-0.264	0.254-0.317-0.380	0.344-0.430-0.516	0.44-0.55-0.66	0.56-0.70-0.84	0.56-0.70-0.84	0.592-0.740-0.888
0.144-0.18-0.216	0.176-0.220-0.264	0.254-0.317-0.380	0.344-0.430-0.516	0.44-0.55-0.66	0.56-0.70-0.84	0.56-0.70-0.84	0.592-0.740-0.888
0.144-0.18-0.216	0.176-0.220-0.264	0.254-0.317-0.380	0.344-0.430-0.516	0.44-0.55-0.66	0.56-0.70-0.84	0.56-0.70-0.84	0.592-0.740-0.888
0.144-0.18-0.216	0.176-0.220-0.264	0.254-0.317-0.380	0.344-0.430-0.516	0.44-0.55-0.66	0.56-0.70-0.84	0.56-0.70-0.84	0.592-0.740-0.888
0.144-0.18-0.216	0.176-0.220-0.264	0.254-0.317-0.380	0.344-0.430-0.516	0.44-0.55-0.66	0.56-0.70-0.84	0.56-0.70-0.84	0.592-0.740-0.888
0.144-0.18-0.216	0.176-0.220-0.264	0.254-0.317-0.380	0.344-0.430-0.516	0.44-0.55-0.66	0.56-0.70-0.84	0.56-0.70-0.84	0.592-0.740-0.888
0.144-0.18-0.216	0.176-0.220-0.264	0.254-0.317-0.380	0.344-0.430-0.516	0.44-0.55-0.66	0.56-0.70-0.84	0.56-0.70-0.84	0.592-0.740-0.888
0.12-0.15-0.18	0.144-0.180-0.216	0.20-0.25-0.30	0.264-0.330-0.396	0.336-0.420-0.504	0.384-0.480-0.576	0.44-0.55-0.66	0.464-0.580-0.696
0.12-0.15-0.18	0.144-0.180-0.216	0.20-0.25-0.30	0.264-0.330-0.396	0.336-0.420-0.504	0.384-0.480-0.576	0.44-0.55-0.66	0.464-0.580-0.696

CoroDrill® 860

Suministro de refrigerante interior, valores en pulgadas

3 – 8 × DC

ISO	Núm. MC	Material	Dureza Brinell HB	Calidad	Velocidad de corte (v_c), pies/min D_c .1181 - .7874 pulg.
P		**Acero no aleado**			(mín.-inicio-máx.)
	P1.1.Z.AN	C = 0,05–0,10 %	125	4234	460-655-820
	P1.1.Z.AN	C = 0,1–0,25%	125	4234	460-655-820
	P1.2.Z.AN	C = 0,25–0,55%	150	4234	460-590-820
	P1.3.Z.AN	C = 0,55–0,80%	170	4234	460-590-755
		Acero de alto cont. en carbono			
	P1.3.Z.AN	Acero de herramientas al carbono	210	4234	490-560-720
		Acero de baja aleación			
	P2.1.Z.AN	No templado	175	4234	395-560-785
	P2.5.Z.HT	Endurecido y templado	275	4234	260-360-460
	P2.5.Z.HT	Endurecido y templado	350	4234	195-260-330
		Acero de alta aleación			
	P3.0.Z.AN	Recocido	200	4234	195-395-460
	P3.0.Z.HT	Acero de herram. templado	300	4234	195-260-330
		Acero fundido			
	P1.5.C.UT	No aleado	150	4234	395-560-690
	P2.6.C.UT	De baja aleación (elementos de aleación ≤5%)	200	4234	395-525-720

Datos de corte para CoroDrill® 860 - NM

2 – 3 x DC

ISO	Núm. MC	Material	Velocidad de corte (v_c), pies/min DC .1181 - .7874 inch
N		**Aleaciones a base de aluminio**	(mín.-inicio-máx.)
	N1.1.Z.UT	Puro comercial	1050-1312-1575
	N1.2.C.NS		1050-1312-1575
	N1.2.S.UT		1050-1312-1575
	N1.2.Z.AG	Aleaciones AlSi, Si ≤ 1%	1050-1312-1575
	N1.2.Z.UT	Forjadas o forjadas y trabajadas en frío, sin envejecimiento	1050-1312-1575
	N1.3.C.AG	Fundición, o fundición y envejecido	787-984-1181
	N1.3.C.UT	Fundida, no envejecida	1050-1312-1575
	N1.4.C.NS	Aleaciones de fundición AlSi, Si ≥ 13%	656-820-984
	N2.0.C.UT	**Aleaciones a base de magnesio**	656-820-984

7 – 8 × DC

ISO	Núm. MC	Material	Velocidad de corte (v_c), pies/min DC .1181 - .7874 inch
N		**Aleaciones a base de aluminio**	(mín.-inicio-máx.)
	N1.1.Z.UT	Puro comercial	1050-1312-1575
	N1.2.C.NS		1050-1312-1575
	N1.2.S.UT		1050-1312-1575
	N1.2.Z.AG	Aleaciones AlSi, Si ≤ 1%	1050-1312-1575
	N1.2.Z.UT	Forjadas o forjadas y trabajadas en frío, sin envejecimiento	1050-1312-1575
	N1.3.C.AG	Fundición, o fundición y envejecido	787-984-1181
	N1.3.C.UT	Fundida, no envejecida	1050-1312-1575
	N1.4.C.NS	Aleaciones de fundición AlSi, Si ≥ 13%	656-820-984
	N2.0.C.UT	**Aleaciones a base de magnesio**	656-820-984

Las recomendaciones de los datos de corte son válidas para el suministro interno de refrigerante, lo que proporciona el mejor rendimiento.

Presión mín. preferible 15 bar

Si se usa suministro de refrigerante externo:
- El ajuste de los datos de corte adquiere mayor importancia para una buena formación y evacuación de la viruta
- Puede ser necesario usar velocidades de avance inferiores a las que permite el suministro de refrigerante interno

CoroDrill® 860

Suministro de refrigerante interior, valores en pulgadas

3 – 8 × DC

Diámetro de broca, pulgadas							
.1181	.1575	.2362	.3150	.3937	.4724	.6299	.7874
Avance (f_n), pulgadas/r							
(mín.-inicio-máx.)							
.0024-.0039-.0079	.0039-.0055-.0094	.0047-.0071-.0110	.0055-.0087-.0126	.0059-.0094-.0154	.0071-.0106-.0165	.0083-.0118-.0177	.0094-.0130-.0189
.0024-.0039-.0079	.0039-.0055-.0094	.0047-.0071-.0110	.0055-.0087-.0126	.0059-.0094-.0154	.0071-.0106-.0165	.0083-.0118-.0177	.0094-.0130-.0189
.0024-.0039-.0079	.0039-.0055-.0094	.0047-.0071-.0110	.0055-.0087-.0126	.0059-.0094-.0154	.0071-.0106-.0165	.0083-.0118-.0177	.0094-.0130-.0189
.0024-.0039-.0079	.0039-.0055-.0094	.0047-.0071-.0110	.0055-.0087-.0126	.0059-.0094-.0154	.0071-.0106-.0165	.0083-.0118-.0177	.0094-.0130-.0189
.0024-.0039-.0079	.0039-.0055-.0094	.0047-.0071-.0110	.0055-.0087-.0126	.0059-.0094-.0154	.0071-.0106-.0165	.0083-.0118-.0177	.0094-.0130-.0189
.0031-.0039-.0079	.0039-.0055-.0094	.0047-.0071-.0110	.0055-.0087-.0118	.0059-.0094-.0154	.0071-.0106-.0165	.0083-.0118-.0177	.0094-.0130-.0189
.0031-.0055-.0079	.0055-.0071-.0094	.0071-.0094-.0126	.0079-.0110-.0142	.0079-.0126-.0157	.0087-.0142-.0173	.0094-.0157-.0189	.0102-.0173-.0197
.0031-.0047-.0071	.0055-.0063-.0087	.0071-.0087-.0118	.0079-.0098-.0130	.0079-.0114-.0146	.0087-.0130-.0161	.0094-.0142-.0165	.0105-.0157-.0189
.0031-.0055-.0087	.0039-.0071-.0094	.0047-.0079-.0102	.0059-.0087-.0110	.0063-.0094-.0126	.0071-.0110-.0157	.0079-.0118-.0165	.0087-.0126-.0173
.0031-.0047-.0063	.0039-.0059-.0071	.0047-.0071-.0087	.0059-.0079-.0110	.0063-.0087-.0126	.0071-.0102-.0142	.0079-.0110-.0157	.0087-.0118-.0165
.0031-.0039-.0079	.0039-.0055-.0094	.0047-.0071-.0110	.0055-.0087-.0118	.0059-.0094-.0154	.0071-.0106-.0165	.0083-.0118-.0177	.0094-.0130-.0189
.0031-.0039-.0079	.0039-.0055-.0094	.0047-.0071-.0110	.0055-.0087-.0118	.0059-.0094-.0154	.0071-.0106-.0165	.0083-.0118-.0177	.0094-.0130-.0189

Datos de corte para CoroDrill® 860 - NM

2 – 3 x DC

Diámetro de broca, pulgadas							
.1181	.1575	.2362	.3150	.3937	.4724	.6299	.7874
Avance (f_n), pulgadas/r							
(mín.-inicio-máx.)							
.0079-.0098-.0118	.0102-.0128-.0154	.0168-.0210-.0252	.0252-.0315-.0378	.0346-.0315-.0378	.0346-.0433-.0520	.0378-.0472-.0567	.0378-.0472-.0567
.0079-.0098-.0118	.0102-.0128-.0154	.0168-.0210-.0252	.0252-.0315-.0378	.0346-.0315-.0378	.0346-.0433-.0520	.0378-.0472-.0567	.0378-.0472-.0567
.0079-.0098-.0118	.0102-.0128-.0154	.0168-.0210-.0252	.0252-.0315-.0378	.0346-.0315-.0378	.0346-.0433-.0520	.0378-.0472-.0567	.0378-.0472-.0567
.0079-.0098-.0118	.0102-.0128-.0154	.0168-.0210-.0252	.0252-.0315-.0378	.0346-.0315-.0378	.0346-.0433-.0520	.0378-.0472-.0567	.0378-.0472-.0567
.0079-.0098-.0118	.0102-.0128-.0154	.0168-.0210-.0252	.0252-.0315-.0378	.0346-.0315-.0378	.0346-.0433-.0520	.0378-.0472-.0567	.0378-.0472-.0567
.0079-.0098-.0118	.0102-.0128-.0154	.0168-.0210-.0252	.0252-.0315-.0378	.0346-.0315-.0378	.0346-.0433-.0520	.0378-.0472-.0567	.0378-.0472-.0567
.0079-.0098-.0118	.0102-.0128-.0154	.0168-.0210-.0252	.0252-.0315-.0378	.0346-.0315-.0378	.0346-.0433-.0520	.0378-.0472-.0567	.0378-.0472-.0567
.0057-.0071-.0085	.0069-.0087-.0104	.0100-.0125-.0150	.0135-.0169-.0203	.0220-.0169-.0203	.0220-.0276-.0331	.0220-.0276-.0331	.0233-.0291-.0350
.0057-.0071-.0085	.0069-.0087-.0104	.0100-.0125-.0150	.0135-.0169-.0203	.0220-.0169-.0203	.0220-.0276-.0331	.0220-.0276-.0331	.0233-.0291-.0350

7 – 8 × DC

Diámetro de broca, pulgadas							
.1181	.1575	.2362	.3150	.3937	.4724	.6299	.7874
Avance (f_n), pulgadas/r							
(mín.-inicio-máx.)							
.0057-.0071-.0085	.0069-.0087-.0104	.0100-.0125-.0150	.0135-.0169-.0203	.0173-.0217-.0260	.0220-.0276-.0331	.0220-.0276-.0331	.0233-.0291-.0350
.0057-.0071-.0085	.0069-.0087-.0104	.0100-.0125-.0150	.0135-.0169-.0203	.0173-.0217-.0260	.0220-.0276-.0331	.0220-.0276-.0331	.0233-.0291-.0350
.0057-.0071-.0085	.0069-.0087-.0104	.0100-.0125-.0150	.0135-.0169-.0203	.0173-.0217-.0260	.0220-.0276-.0331	.0220-.0276-.0331	.0233-.0291-.0350
.0057-.0071-.0085	.0069-.0087-.0104	.0100-.0125-.0150	.0135-.0169-.0203	.0173-.0217-.0260	.0220-.0276-.0331	.0220-.0276-.0331	.0233-.0291-.0350
.0057-.0071-.0085	.0069-.0087-.0104	.0100-.0125-.0150	.0135-.0169-.0203	.0173-.0217-.0260	.0220-.0276-.0331	.0220-.0276-.0331	.0233-.0291-.0350
.0057-.0071-.0085	.0069-.0087-.0104	.0100-.0125-.0150	.0135-.0169-.0203	.0173-.0217-.0260	.0220-.0276-.0331	.0220-.0276-.0331	.0233-.0291-.0350
.0057-.0071-.0085	.0069-.0087-.0104	.0100-.0125-.0150	.0135-.0169-.0203	.0173-.0217-.0260	.0220-.0276-.0331	.0220-.0276-.0331	.0233-.0291-.0350
.0047-.0059-.0071	.0057-.0071-.0085	.0079-.0098-.0118	.0104-.0130-.0156	.0132-.0165-.0198	.0151-.0189-.0227	.0173-.0217-.0260	.0183-.0228-.0274
.0047-.0059-.0071	.0057-.0071-.0085	.0079-.0098-.0118	.0104-.0130-.0156	.0132-.0165-.0198	.0151-.0189-.0227	.0173-.0217-.0260	.0183-.0228-.0274

Las recomendaciones de los datos de corte son válidas para el suministro interno de refrigerante, lo que proporciona el mejor rendimiento.

Presión mín. preferible 15 bar

Si se usa suministro de refrigerante externo:
- El ajuste de los datos de corte adquiere mayor importancia para una buena formación y evacuación de la viruta
- Puede ser necesario usar velocidades de avance inferiores a las que permite el suministro de refrigerante interno

CoroDrill® 860

Suministro de refrigerante interior

Valores métricos

ISO	Núm. MC	Material	Dureza Brinell HB	Velocidad de corte (V_c) m/min DC 3.00 - 16.00mm
M		**Acero inoxidable austenítico**		(mín.-inicio-máx.)
	M1.0.C.UT	Fundido+no tratado	165	48 - 60 - 72
	M1.0.Z.AQ	Recocido/revenido	200	48 - 60 - 72
	M1.0.Z.PH	Templado PH	350	44 - 55 - 66
	M1.1.Z.AQ	Maquinabilidad optimizada	165	48 - 60 - 72
	M1.2.Z.AQ	Sin cortes	200	48 - 60 - 72
	M1.3.C.AQ	Ti-estable+fundicion	200	48 - 60 - 72
	M1.3.Z.AQ	Ti- estable	200	48 - 60 - 72
	M1.4.Z.AQ	Gran fuerza	250	64 - 80 - 96
		Super sustenitico (Ni>20%) acero inoxidable		
	M2.0.C.AQ	Fundido+recocido/revenido	165	48 - 60 - 72
	M2.0.Z.AQ	Recocido/revenido	200	48 - 60 - 72
		Acero inoxidable dúplex (austenítico/ferrítico)		
	M3.1.Z.AQ	>60% ferrita (N<0.10%)	250	64 - 80 - 96
	M3.2.Z.AQ	<60% ferrita (N ≥ 0.10%)	250	64 - 80 - 96

Valores en pulgadas

ISO	Núm. MC	Material	Dureza Brinell HB	Velocidad de corte (V_c) p/min DC .1181 - .6299 inch
M		**Acero inoxidable austenítico**		(mín.-inicio-máx.)
	M1.0.C.UT	Fundido+no tratado	165	157 - 197 - 236
	M1.0.Z.AQ	Recocido/revenido	200	157 - 197 - 236
	M1.0.Z.PH	Templado PH	350	144 - 180 - 217
	M1.1.Z.AQ	Maquinabilidad optimizada	165	157 - 197 - 236
	M1.2.Z.AQ	Sin cortes	200	157 - 197 - 236
	M1.3.C.AQ	Ti-estable+fundicion	200	157 - 197 - 236
	M1.3.Z.AQ	Ti- estable	200	157 - 197 - 236
	M1.4.Z.AQ	Gran fuerza	250	210 - 262 - 315
		Super sustenitico (Ni>20%) acero inoxidable		
	M2.0.C.AQ	Fundido+recocido/revenido	165	157 - 197 - 236
	M2.0.Z.AQ	Recocido/revenido	200	157 - 197 - 236
		Acero inoxidable dúplex (austenítico/ferrítico)		
	M3.1.Z.AQ	>60% ferrita (N<0.10%)	250	210 - 262 - 315
	M3.2.Z.AQ	<60% ferrita (N ≥ 0.10%)	250	210 - 262 - 315

CoroDrill® 860

Suministro de refrigerante interior

Valores métricos

Mango cilíndrico							
3	4	6	8	10	12	16	
Feed (fn) mm/rev							
			(mín.-inicio-máx.)				
0.058-0.072-0.086	0.073-0.091-0.109	0.103-0.129-0.155	0.134-0.168-0.202	0.134-0.168-0.202	0.162-0.202-0.242	0.214-0.268-0.322	
0.080-0.100-0.120	0.080-0.100-0.120	0.088-0.110-0.132	0.096-0.120-0.144	0.112-0.140-0.168	0.128-0.160-0.192	0.160-0.200-0.240	
0.032-0.040-0.048	0.032-0.040-0.048	0.058-0.073-0.088	0.096-0.120-0.144	0.122-0.140-0.168	0.128-0.160-0.192	0.160-0.200-0.240	
0.058-0.072-0.086	0.073-0.091-0.109	0.103-0.129-0.155	0.134-0.168-0.202	0.134-0.168-0.202	0.162-0.202-0.242	0.214-0.268-0.322	
0.080-0.100-0.120	0.080-0.100-0.120	0.088-0.110-0.132	0.096-0.120-0.144	0.112-0.140-0.168	0.128-0.160-0.192	0.160-0.200-0.240	
0.080- 0.100-0.120	0.080-0.100-0.120	0.088-0.110-0.132	0.096-0.120-0.144	0.112-0.140-0.168	0.128-0.160-0.192	0.160-0.200-0.240	
0.080-0.100-0.120	0.080-0.100-0.120	0.088-0.110-0.132	0.096-0.120-0.144	0.112-0.140-0.168	0.128-0.160-0.192	0.160-0.200-0.240	
0.080-0.100-0.120	0.080-0.100-0.120	0.088-0.110-0.132	0.096-0.120-0.144	0.112-0.140-0.168	0.128-0.160-0.192	0.160-0.200-0.240	
0.058-0.072-0.086	0.073-0.091-0.109	0.103-0.129-0.155	0.134-0.168-0.202	0.134-0.168-0.202	0.162-0.202-0.242	0.214-0.268-0.322	
0.080-0.100-0.120	0.080-0.100-0.120	0.088-0.110-0.132	0.096-0.120-0.144	0.112-0.140-0.168	0.128-0.160-0.192	0.160-0.200-0.240	
0.080-0.100-0.120	0.080-0.100-0.120	0.088-0.110-0.132	0.096-0.120-0.144	0.112-0.140-0.168	0.128-0.160-0.192	0.160-0.200-0.240	
0.080-0.100-0.120	0.080-0.100-0.120	0.088-0.110-0.132	0.096-0.120-0.144	0.112-0.140-0.168	0.128-0.160-0.192	0.160-0.200-0.240	

Valores en pulgadas

Diámetro de broca, pulgadas							
.1181	.1575	.2362	.315	.3937	.4724	.6299	
Avance (f_n), pulgadas/r							
			(mín.-inicio-máx.)				
.0023-.0028-.0034	.0029-.0036-.0043	.0041-.0051-.0061	.0053-.0066-.0080	.0053-.0066-.0080	.0064-.0080-.0095	.0084-.0106-.0127	
.0031-.0039-.0047	.0031-.0039-.0047	.0035-.0043-.0052	.0038-.0047-.0057	.0044-.0055-.0066	.0050-.0063-.0076	.0063-.0079-.0094	
.0013-.0016-.0019	.0013-.0016-.0019	.0023-.0029-.0035	.0038-.0047-.0057	.0044-.0055-.0066	.0050-.0063-.0076	.0063-.0079-.0094	
.0023-.0028-.0034	.0029-.0036-.0043	.0041-.0051-.0061	.0053-.0066-.0080	.0053-.0066-.0080	.0064-.0080-.0095	.0084-.0106-.0127	
.0031-.0039-.0047	.0031-.0039-.0047	.0035-.0043-.0052	.0038-.0047-.0057	.0044-.0055-.0066	.0050-.0063-.0076	.0063-.0079-.0094	
.0031-.0039-.0047	.0031-.0039-.0047	.0035-.0043-.0052	.0038-.0047-.0057	.0044-.0055-.0066	.0050-.0063-.0076	.0063-.0079-.0094	
.0031-.0039-.0047	.0031-.0039-.0047	.0035-.0043-.0052	.0038-.0047-.0057	.0044-.0055-.0066	.0050-.0063-.0076	.0063-.0079-.0094	
.0031-.0039-.0047	.0031-.0039-.0047	.0035-.0043-.0052	.0038-.0047-.0057	.0044-.0055-.0066	.0050-.0063-.0076	.0063-.0079-.0094	
.0023-.0028-.0034	.0029-.0036-.0043	.0041-.0051-.0061	.0053-.0066-.0080	.0053-.0066-.0080	.0064-.0080-.0095	.0084-.0106-.0127	
.0031-.0039-.0047	.0031-.0039-.0047	.0035-.0043-.0052	.0038-.0047-.0057	.0044-.0055-.0066	.0050-.0063-.0076	.0063-.0079-.0094	
.0031-.0039-.0047	.0031-.0039-.0047	.0035-.0043-.0052	.0038-.0047-.0057	.0044-.0055-.0066	.0050-.0063-.0076	.0063-.0079-.0094	
.0031-.0039-.0047	.0031-.0039-.0047	.0035-.0043-.0052	.0038-.0047-.0057	.0044-.0055-.0066	.0050-.0063-.0076	.0063-.0079-.0094	

CoroDrill® Delta-C

Valores métricos

ISO	N.° CMC	Material	Dureza Brinell HB	Calidades	Velocidad de corte (V_c), m/min	Diám. de taladrado, mm 3.00–6.00	6.01–10.00	10.01–14.00	14.01–20.00
						Avance f_n mm/r			
S		**Superaleaciones termorresistentes – Base de níquel**							
	20.21	Recocidas o tratadas en solución	250	1220	15-35	0.06-0.12	0.08-0.15	0.08-0.15	0.10-0.16
	20.22	Envejecidas o tratadas en solución y envejecidas	350	1220	15-35	0.06-0.12	0.08-0.15	0.08-0.15	0.10-0.16
	20.24	Fundición, o fundición y envejecido	320	1220	15-35	0.06-0.12	0.08-0.15	0.08-0.15	0.10-0.16
		Aleaciones de titanio							
	23.21	aleaciones α, cerca de α y α + β, recocidas	Rm[2] = 850	1220	30-50	0.06-0.12	0.08-0.20	0.14-0.28	0.16-0.30
	23.22	aleaciones α + β envejecidas, aleaciones β, recocidas o envejecidas	Rm[2] =1050	1220	30-50	0.06-0.12	0.08-0.20	0.14-0.28	0.16-0.30

Valores en pulgadas

ISO	N.° CMC	Material	Dureza Brinell HB	Calidades	Velocidad de corte (V_c) p/min	Diámetro de broca, pulgadas .118-.236 inch	.237-.394 inch	.395-.551 inch	.552-.787 inch
						Avance f_n en pulg./r			
S		**Superaleaciones termorresistentes – Base de níquel**							
	20.21	Recocidas o tratadas en solución	250	1220	50-110	.002-.005	.003-.006	.003-.006	.004-.006
	20.22	Envejecidas o tratadas en solución y envejecidas	350	1220	50-110	.002-.005	.003-.006	.003-.006	.004-.006
	20.24	Fundición, o fundición y envejecido	320	1220	50-110	.002-.005	.003-.006	.003-.006	.004-.006
		Aleaciones de titanio							
	23.21	aleaciones α, cerca de α y α + β, recocidas	Rm[2] = 850	1220	100-160	.002-.005	.003-.008	.006-.011	.006-.012
	23.22	aleaciones α + β envejecidas, aleaciones β, recocidas o envejecidas	Rm[2] =1050	1220	100-160	.002-.005	.003-.008	.006-.011	.006-.012

SANDVIK
Coromant

CoroDrill® 861 - GP

Valores métricos

ISO	Núm. MC	N.º CMC	Material	Dureza Brinell HB	Velocidad de corte v_c m/min Mín.	Máx.
P			**Acero no aleado**			
	P1.1.Z.AN	01.1	C=0.1-0.25%	125	76	150
	P1.2.Z.AN	01.2	C=0.25-0.55%	190	76	150
			Acero de baja aleación			
	P2.2.Z.AN	02.1	Recocido	240	52	114
	P2.5.Z.HT	02.2	Endurecido y templado	330	52	114
			Acero de alta aleación			
	P3.0.Z.AN	03.11	Recocido	200	52	114
	P4.0.S.NS		**Aceros sinterizados**	150	76	132
			Acero inoxidable			
	P5.1.Z.AN	05.11 /15.11	Ferrítico/martensítico	200	24	114
M			**Acero inoxidable**			
	M1.0.Z.AQ	05.21/15.21	Austenítico	200	24	66
	M2.0.Z.AQ	05.21/15.21	Superaustenítico Ni≥20%	200	24	42
	M3.2.Z.AQ	05.52/15.52	Dúplex (austenítico/ferrítico)	260	24	36
K			**Fundición maleable**			
	K1.1.C.NS	07.1/07.2	FerríticoPerlítico	200	64	96
			Fundición gris			
	K2.1.C.UT	08.1	Baja resistencia a la tracción	180	88	132
	K2.2.C.UT	08.2	Alta resistencia a la tracción	245	64	96
			Fundición nodular			
	K3.1.C.UT	09.1	Ferrítica	155	64	96
	K3.3.C.UT	09.2	Perlítica	265	64	96
	K5.1.C.NS		**ADI**	300	64	96
N			**Aleaciones a base de aluminio**			
	N1.1.Z.UT		Comercial puro	30	200	300
	N1.2.Z.AG		Aleaciones AlSi, Si ≤ 1%	100	200	300
	N1.3.C.AG	30.21	Aleaciones de fundición AlSi, Si > 1% y < 13%	90	120	240
	N1.4.C.NS		Aleaciones de fundición AlSi, Si ≥ 13%	130	120	180
	N2.0.C.UT		**Aleaciones a base de magnesio**	70	120	240
			Aleaciones a base de cobre			
	N3.1.U.UT		Aleaciones de cobre sin plomo (incl. cobre electrolítico)	100	100	150
	N3.2.C.UT		Latón con plomo & bronces (Pb ≤ 1%)	90	176	264
	N3.3.U.UT		Aleaciones para corte sin problemas basadas en cobre (Pb>1%)	110	176	264
	N3.4.C.UT		Broces de alta resistencia (>225HB)	300	80	120
	N4.0.C.UT		**Aleaciones a base de cinc**	70	76	264

CoroDrill® 861 - GP

Valores métricos

Drill diameter, Dc													
f_n mm/rev.													
3.00-3.99		4.00-4.99		5.00-5.99		6.00-7.99		8.00-9.99		10.00-11.99		12.00	
Mín.	Máx.	Mín.	Máx.	Mín.	Máx.	Mín.	Máx.	Mín.	Máx.	Mín.	Máx.	Mín.	Máx.
0.10	0.13	0.12	0.15	0.13	0.17	0.15	0.20	0.20	0.26	0.25	0.33	0.28	0.38
0.10	0.13	0.12	0.15	0.13	0.17	0.15	0.20	0.20	0.26	0.25	0.33	0.28	0.38
0.07	0.10	0.08	0.12	0.09	0.13	0.11	0.15	0.14	0.20	0.17	0.25	0.20	0.28
0.07	0.10	0.08	0.12	0.09	0.13	0.11	0.15	0.14	0.20	0.17	0.25	0.20	0.28
0.07	0.10	0.08	0.12	0.09	0.13	0.11	0.15	0.14	0.20	0.17	0.25	0.20	0.28
0.10	0.13	0.12	0.15	0.13	0.17	0.15	0.20	0.20	0.26	0.25	0.33	0.28	0.38
0.07	0.10	0.08	0.12	0.09	0.13	0.11	0.15	0.14	0.20	0.17	0.25	0.20	0.28
0.07	0.10	0.08	0.12	0.09	0.13	0.11	0.15	0.14	0.20	0.17	0.25	0.20	0.28
0.07	0.10	0.08	0.12	0.09	0.13	0.11	0.15	0.14	0.20	0.17	0.25	0.20	0.28
0.06	0.08	0.07	0.09	0.08	0.10	0.10	0.12	0.13	0.15	0.16	0.18	0.19	0.21
0.09	0.11	0.11	0.13	0.12	0.14	0.14	0.16	0.19	0.21	0.24	0.26	0.27	0.29
0.12	0.14	0.14	0.16	0.16	0.18	0.19	0.21	0.25	0.27	0.32	0.34	0.37	0.39
0.09	0.11	0.11	0.13	0.12	0.14	0.14	0.16	0.19	0.21	0.24	0.26	0.27	0.29
0.09	0.11	0.11	0.13	0.12	0.14	0.14	0.16	0.19	0.21	0.24	0.26	0.27	0.29
0.09	0.11	0.11	0.13	0.12	0.14	0.14	0.16	0.19	0.21	0.24	0.26	0.27	0.29
0.09	0.11	0.11	0.13	0.12	0.14	0.14	0.16	0.19	0.21	0.24	0.26	0.27	0.29
0.12	0.14	0.14	0.16	0.16	0.18	0.19	0.21	0.25	0.27	0.32	0.34	0.37	0.39
0.12	0.14	0.14	0.16	0.16	0.18	0.19	0.21	0.25	0.27	0.32	0.34	0.37	0.29
0.09	0.11	0.11	0.13	0.12	0.14	0.14	0.16	0.19	0.21	0.24	0.26	0.27	0.29
0.09	0.11	0.11	0.13	0.12	0.14	0.14	0.16	0.19	0.21	0.24	0.26	0.27	0.29
0.09	0.11	0.11	0.13	0.12	0.14	0.14	0.16	0.19	0.21	0.24	0.26	0.27	0.39
0.12	0.14	0.14	0.16	0.16	0.18	0.19	0.21	0.25	0.27	0.32	0.34	0.37	0.39
0.12	0.14	0.14	0.16	0.16	0.18	0.19	0.21	0.25	0.27	0.32	0.34	0.37	0.39
0.12	0.14	0.14	0.16	0.16	0.18	0.19	0.21	0.25	0.27	0.32	0.34	0.37	0.29
0.09	0.11	0.11	0.13	0.12	0.14	0.14	0.16	0.19	0.21	0.24	0.26	0.27	0.39
0.12	0.14	0.14	0.16	0.16	0.18	0.19	0.21	0.25	0.27	0.32	0.34	0.37	0.39

CoroDrill® 861 - GP

Valores en pulgadas

ISO	Núm. MC	N.º CMC	Material	Dureza Brinell HB	Velocidad de corte v_c pies/min Mín.	Máx.
P			**Acero no aleado**			
	P1.1.Z.AN	01.1	C=0.1-0.25%	125	250	490
	P1.2.Z.AN	01.2	C=0.25-0.55%	190	250	490
			Acero de baja aleación			
	P2.2.Z.AN	02.1	Recocido	240	170	375
	P2.5.Z.HT	02.2	Endurecido y templado	330	170	375
			Acero de alta aleación			
	P3.0.Z.AN	03.11	Recocido	200	170	375
	P4.0.S.NS		**Aceros sinterizados**	150	250	433
			Acero inoxidable			
	P5.1.Z.AN	05.11 /15.11	Ferrítico/martensítico	200	80	375
M			**Acero inoxidable**			
	M1.0.Z.AQ	05.21/15.21	Austenítico	200	80	215
	M2.0.Z.AQ	05.21/15.21	Superaustenítico Ni≥20%	200	80	140
	M3.2.Z.AQ	05.52/15.52	Dúplex (austenítico/ferrítico)	260	80	120
K			**Fundición maleable**			
	K1.1.C.NS	07.1/07.2	FerríticoPerlítico	200	210	315
			Fundición gris			
	K2.1.C.UT	08.1	Baja resistencia a la tracción	180	290	435
	K2.2.C.UT	08.2	Alta resistencia a la tracción	245	210	315
			Fundición nodular			
	K3.1.C.UT	09.1	Ferrítica	155	210	315
	K3.2.C.UT	09.2	Perlítica	265	210	315
	K5.1.C.NS		**ADI**	300	210	315
N			**Aleaciones a base de aluminio**			
	N1.1.Z.UT		Comercial puro	30	655	985
	N1.2.Z.AG		Aleaciones AlSi, Si ≤ 1%	100	655	985
	N1.3.C.AG	30.21	Aleaciones de fundición AlSi, Si > 1% y < 13%	90	395	785
	N1.4.C.NS		Aleaciones de fundición AlSi, Si ≥ 13%	130	395	590
	N2.0.C.UT		**Aleaciones a base de magnesio**	70	395	785
			Aleaciones a base de cobre			
	N3.1.U.UT		Aleaciones de cobre sin plomo (incl. cobre electrolítico)	100	330	490
	N3.2.C.UT		Latón con plomo & bronces (Pb ≤ 1%)	90	575	865
	N3.3.U.UT		Aleaciones para corte sin problemas basadas en cobre (Pb>1%)	110	575	865
	N3.4.C.UT		Broces de alta resistencia (>225HB)	300	260	395
	N4.0.C.UT		**Aleaciones a base de cinc**	70	250	865

CoroDrill® 861 - GP

Valores en pulgadas

Drill diameter, Dc													
f_n pulg./rev.													
.1181-.1571		.1572-.1964		.1965-.2358		.2359-.3146		.3147-.3933		.3934-.4720		.4721	
Mín.	Máx.	Mín.	Máx.	Mín.	Máx.	Mín.	Máx.	Mín.	Máx.	Mín.	Máx.	Mín.	Máx.
.0039	.0051	.0047	.0059	.0051	.0067	.0059	.0079	.0079	.0102	.0098	.0130	.0110	.0150
.0039	.0051	.0047	.0059	.0051	.0067	.0059	.0079	.0079	.0102	.0098	.0130	.0110	.0150
.0028	.0039	.0031	.0047	.0035	.0051	.0043	.0059	.0055	.0079	.0067	.0098	.0079	.0110
.0028	.0039	.0031	.0047	.0035	.0051	.0043	.0059	.0055	.0079	.0067	.0098	.0079	.0110
.0028	.0039	.0031	.0047	.0035	.0051	.0043	.0059	.0055	.0079	.0067	.0098	.0079	.0110
.0039	.0051	.0047	.0059	.0051	.0067	.0059	.0079	.0079	.0102	0098	.0130	.0110	.0150
.0028	.0039	.0031	.0047	.0035	.0051	.0043	.0059	.0055	.0079	.0067	.0098	.0079	.0110
.0028	.0039	.0031	.0047	.0035	.0051	.0043	.0059	.0055	.0079	.0067	.0098	.0079	.0110
.0028	.0039	.0031	.0047	.0035	.0051	.0043	.0059	.0055	.0079	.0067	.0098	.0079	.0110
.0024	.0031	.0028	.0035	.0031	.0039	.0039	.0047	.0051	.0059	.0063	.0071	.0075	.0083
.0035	.0043	.0043	.0051	.0047	.0055	.0055	.0063	.0075	.0083	.0094	.0102	.0106	.0114
.0047	.0055	.0055	.0063	.0063	.0071	.0075	.0083	.0098	.0106	.0126	.0134	.0146	.0154
.0035	.0043	.0043	.0051	.0047	.0055	.0055	.0063	.0075	.0083	.0094	.0102	.0106	.0114
.0035	.0043	.0043	.0051	.0047	.0055	.0055	.0063	.0075	.0083	.0094	.0102	.0106	.0114
.0035	.0043	.0043	.0051	.0047	.0055	.0055	.0063	.0075	.0083	.0094	.0102	.0106	.0114
.0035	.0043	.0043	.0051	.0047	.0055	.0055	.0063	.0075	.0083	.0094	.0102	.0106	.0114
.0047	.0055	.0055	.0063	.0063	.0071	.0075	.0083	.0098	.0106	.0126	.0134	.0146	.0154
.0047	.0055	.0055	.0063	.0063	.0071	.0075	.0083	.0098	.0106	.0126	.0134	.0146	.0114
.0035	.0043	.0043	.0051	.0047	.0055	.0055	.0063	.0075	.0083	.0094	.0102	.0106	.0114
.0035	.0043	.0043	.0051	.0047	.0055	.0055	.0063	.0075	.0083	.0094	.0102	.0106	.0114
.0035	.0043	.0043	.0051	.0047	.0055	.0055	.0063	.0075	.0083	.0094	.0102	.0106	.0154
.0047	.0055	.0055	.0063	.0063	.0071	.0075	.0083	.0098	.0106	.0126	.0134	.0146	.0154
.0047	.0055	.0055	.0063	.0063	.0071	.0075	.0083	.0098	.0106	.0126	.0134	.0146	.0154
.0047	.0055	.0055	.0063	.0063	.0071	.0075	.0083	.0098	.0106	.0126	.0134	.0146	.0114
.0035	.0043	.0043	.0051	.0047	.0055	.0055	.0063	.0075	.0083	.0094	.0102	.0106	.0154
.0047	.0055	.0055	.0063	.0063	.0071	.0075	.0083	.0098	.0106	.0126	.0134	.0146	.0154

CoroDrill® 861 - GM

12 - 15 x D_c

Valores métricos

ISO	Núm. MC	Material	Dureza Brinell HB	Velocidad de corte (V_c) m/min Mín.	Máx.
P		**Acero no aleado**			
	P1.1.Z.AN	C=0.10-0.25%	125	80	156
	P1.2.Z.AN	C=0.25-0.55%	190	80	156
		Acero de baja aleación			
	P2.2.Z.AN	Recocido	240	64	120
	P2.5.Z.HT	Endurecido y templado	330	64	120
		Acero de alta aleación			
	P3.0.Z.AN	Recocido	200	64	120
	P4.0.S.NS	**Aceros sinterizados**	150	80	132
		Acero inoxidable			
	P5.1.Z.AN	Ferrítico/martensítico	200	20	120
M		**Acero inoxidable**			
	M1.0.Z.AQ	Austenítico	200	20	42
	M2.0.Z.AQ	Superaustenítico Ni≥20%	200	20	36
	M3.2.Z.AQ	Dúplex (austenítico/ferrítico)	260	20	30
K					
	K1.1.C.NS	**Fundición maleable (ferrítica, perlítica)**	200	60	90
		Fundición gris			
	K2.1.C.UT	Baja resistencia a la tracción	180	92	138
	K2.2.C.UT	Alta resistencia a la tracción	245	60	90
		Fundición nodular			
	K3.1.C.UT	Ferrítica	155	60	90
	K3.3.C.UT	Perlítica	265	60	90
	K5.1.C.NS	**ADI**	300	60	90
N		**Aleaciones a base de aluminio**			
	N1.1.Z.UT	Comercial puro	30	216	324
	N1.2.Z.AG	Aleaciones AlSi, Si ≤ 1%	100	216	324
	N1.3.C.AG	Aleaciones de fundición AlSi, Si > 1% y < 13%	90	72	216
	N1.4.C.NS	Aleaciones de fundición AlSi, Si ≥ 13%	130	72	108
	N2.0.C.UT	**Aleaciones a base de magnesio**	70	72	216
		Aleaciones a base de cobre			
	N3.1.U.UT	Aleaciones de cobre sin plomo (incl. cobre electrolítico)	100	100	150
	N3.2.C.UT	Latón con plomo & bronces (Pb ≤ 1%)	90	176	264
	N3.3.U.UT	Aleaciones para corte sin problemas basadas en cobre (Pb>1%)	110	176	264
	N3.4.C.UT	Broces de alta resistencia (>225HB)	300	80	120
	N4.0.C.UT	**Aleaciones a base de cinc**	70	176	264

CoroDrill® 861 - GM

12 - 15 x D_c

Valores métricos

Diámetro de broca, D_c f_n mm/rev.																			
3.00-3.99		4.00-4.99		5.00-5.99		6.00-7.99		8.00-9.99		10.00-11.99		12.00-14.99		15.00-15.99		16.00-17.99		18.00-20.00	
Mín.	Máx.	Mín.	Máx.	Mín.	Máx.	Mín.	Máx.	Mín.	Máx.	Mín.	Máx.	Mín.	Máx.	Mín.	Máx.	Mín.	Máx.	Mín.	Máx.
0.10	0.13	0.12	0.15	0.13	0.17	0.15	0.20	0.20	0.26	0.25	0.33	0.28	0.38	0.31	0.42	0.32	0.43	0.34	0.45
0.10	0.13	0.12	0.15	0.13	0.17	0.15	0.20	0.20	0.26	0.25	0.33	0.28	0.38	0.31	0.42	0.32	0.43	0.34	0.45
0.10	0.13	0.12	0.15	0.13	0.17	0.15	0.20	0.20	0.26	0.25	0.33	0.28	0.38	0.31	0.42	0.32	0.43	0.34	0.45
0.10	0.13	0.12	0.15	0.13	0.17	0.15	0.20	0.20	0.26	0.25	0.33	0.28	0.38	0.31	0.42	0.32	0.43	0.34	0.45
0.10	0.13	0.12	0.15	0.13	0.17	0.15	0.20	0.20	0.26	0.25	0.33	0.28	0.38	0.31	0.42	0.32	0.43	0.34	0.45
0.10	0.13	0.12	0.15	0.13	0.17	0.15	0.20	0.20	0.26	0.25	0.33	0.28	0.38	0.31	0.42	0.32	0.43	0.34	0.45
0.10	0.13	0.12	0.15	0.13	0.17	0.15	0.20	0.20	0.26	0.25	0.33	0.28	0.38	0.31	0.42	0.32	0.43	0.34	0.45
0.07	0.10	0.08	0.12	0.09	0.13	0.11	0.15	0.14	0.20	0.17	0.25	0.20	0.28	0.22	0.31	0.23	0.32	0.25	0.34
0.07	0.10	0.08	0.12	0.09	0.13	0.11	0.15	0.14	0.20	0.17	0.25	0.20	0.28	0.22	0.31	0.23	0.32	0.25	0.34
0.07	0.10	0.08	0.12	0.09	0.13	0.11	0.15	0.14	0.20	0.17	0.25	0.20	0.28	0.22	0.31	0.23	0.32	0.25	0.34
0.09	0.11	0.11	0.13	0.12	0.14	0.14	0.16	0.19	0.21	0.24	0.26	0.27	0.29	0.30	0.32	0.31	0.33	0.33	0.35
0.12	0.14	0.14	0.16	0.16	0.18	0.19	0.21	0.25	0.27	0.32	0.34	0.37	0.39	0.41	0.43	0.42	0.44	0.44	0.46
0.09	0.11	0.11	0.13	0.12	0.14	0.14	0.16	0.19	0.21	0.24	0.26	0.27	0.29	0.30	0.32	0.31	0.33	0.33	0.35
0.09	0.11	0.11	0.13	0.12	0.14	0.14	0.16	0.19	0.21	0.24	0.26	0.27	0.29	0.30	0.32	0.31	0.33	0.33	0.35
0.09	0.11	0.11	0.13	0.12	0.14	0.14	0.16	0.19	0.21	0.24	0.26	0.27	0.29	0.30	0.32	0.31	0.33	0.33	0.35
0.09	0.11	0.11	0.13	0.12	0.14	0.14	0.16	0.19	0.21	0.24	0.26	0.27	0.29	0.30	0.32	0.31	0.33	0.33	0.35
0.12	0.14	0.14	0.16	0.16	0.18	0.19	0.21	0.25	0.27	0.32	0.34	0.37	0.39	0.41	0.43	0.42	0.44	0.44	0.46
0.12	0.14	0.14	0.16	0.16	0.18	0.19	0.21	0.25	0.27	0.32	0.34	0.37	0.39	0.41	0.43	0.42	0.44	0.44	0.46
0.12	0.14	0.14	0.16	0.16	0.18	0.19	0.21	0.25	0.27	0.32	0.34	0.37	0.39	0.41	0.43	0.42	0.44	0.44	0.46
0.12	0.14	0.14	0.16	0.16	0.18	0.19	0.21	0.25	0.27	0.32	0.34	0.37	0.39	0.41	0.43	0.42	0.44	0.44	0.46
0.12	0.14	0.14	0.16	0.16	0.18	0.19	0.21	0.25	0.27	0.32	0.34	0.37	0.39	0.41	0.43	0.42	0.44	0.44	0.46
0.09	0.11	0.11	0.13	0.12	0.14	0.14	0.16	0.19	0.21	0.24	0.26	0.27	0.29	0.30	0.32	0.31	0.33	0.33	0.35
0.09	0.11	0.11	0.13	0.12	0.14	0.14	0.16	0.19	0.21	0.24	0.26	0.27	0.29	0.30	0.32	0.31	0.33	0.33	0.35
0.09	0.11	0.11	0.13	0.12	0.14	0.14	0.16	0.19	0.21	0.24	0.26	0.27	0.29	0.30	0.32	0.31	0.33	0.33	0.35
0.06	0.08	0.07	0.09	0.08	0.10	0.10	0.12	0.13	0.15	0.16	0.18	0.19	0.21	0.21	0.23	0.22	0.24	0.24	0.26
0.09	0.11	0.11	0.13	0.12	0.14	0.14	0.16	0.19	0.21	0.24	0.26	0.27	0.29	0.30	0.32	0.31	0.33	0.33	0.35

CoroDrill® 861 - GM

20 - 30 x D_c

Valores métricos

ISO	Núm. MC	N.º CMC	Material	Dureza Brinell HB	Velocidad de corte (V_c) m/min Mín.	Máx.
P			**Acero no aleado**			
	P1.1.Z.AN	01.1	C=0.10-0.25%	125	72	140
	P1.2.Z.AN	01.2	C=0.25-0.55%	190	72	140
			Acero de baja aleación			
	P2.2.Z.AN	02.1	Recocido	240	58	135
	P2.5.Z.HT	02.2	Endurecido y templado	330	58	135
			Acero de alta aleación			
	P3.0.Z.AN	03.11	Recocido	200	58	135
	P4.0.S.NS		**Aceros sinterizados**	150	72	119
			Acero inoxidable			
	P5.1.Z.AN	05.11 /15.11	Ferrítico/martensítico	200	19	108
M			**Acero inoxidable**			
	M1.0.Z.AQ	05.21/15.21	Austenítico	200	19	38
	M2.0.Z.AQ	05.21/15.21	Superaustenítico Ni≥20%	200	19	33
	M3.2.Z.AQ	05.52/15.52	Dúplex (austenítico/ferrítico)	260	19	28
K						
	K1.1.C.NS	07.1/07.2	**Fundición maleable**	200	55	82
			Fundición gris			
	K2.1.C.UT	08.1	Baja resistencia a la tracción	180	92	138
	K2.2.C.UT	08.2	Alta resistencia a la tracción	245	55	82
			Fundición nodular			
	K3.1.C.UT	09.1	Ferrítica	155	55	82
	K3.3.C.UT	09.2	Perlítica	265	55	82
	K5.1.C.NS		**ADI**	300	55	82
N			**Aleaciones a base de aluminio**			
	N1.1.Z.UT		Comercial puro	30	194	292
	N1.2.Z.AG		Aleaciones AlSi, Si ≤ 1%	100	194	292
	N1.3.C.AG	30.21	Aleaciones de fundición AlSi, Si > 1% y < 13%	90	65	194
	N1.4.C.NS		Aleaciones de fundición AlSi, Si ≥ 13%	130	65	97
	N2.0.C.UT		**Aleaciones a base de magnesio**	70	65	194

CoroDrill® 861 - GM

20 - 30 x D_c

Valores métricos

Diámetro de broca D_c f_n mm/rev.													
3.00-3.99		4.00-4.99		5.00-5.99		6.00-7.99		8.00-9.99		10.00-11.99		12.00	
Mín.	Máx.	Mín.	Máx.	Mín.	Máx.	Mín.	Máx.	Mín.	Máx.	Mín.	Máx.	Mín.	Máx.
0.07	0.10	0.08	0.12	0.09	0.13	0.11	0.15	0.14	0.20	0.17	0.25	0.20	0.28
0.07	0.10	0.08	0.12	0.09	0.13	0.11	0.15	0.14	0.20	0.17	0.25	0.20	0.28
0.07	0.10	0.08	0.12	0.09	0.13	0.11	0.15	0.14	0.20	0.17	0.25	0.20	0.28
0.07	0.10	0.08	0.12	0.09	0.13	0.11	0.15	0.14	0.20	0.17	0.25	0.20	0.28
0.07	0.10	0.08	0.12	0.09	0.13	0.11	0.15	0.14	0.20	0.17	0.25	0.20	0.28
0.07	0.10	0.08	0.12	0.09	0.13	0.11	0.15	0.14	0.20	0.17	0.25	0.20	0.28
0.04	0.07	0.05	0.08	0.06	0.09	0.07	0.11	0.09	0.14	0.11	0.17	0.13	0.20
0.04	0.07	0.05	0.08	0.06	0.09	0.07	0.11	0.09	0.14	0.11	0.17	0.13	0.20
0.04	0.07	0.05	0.08	0.06	0.09	0.07	0.11	0.09	0.14	0.11	0.17	0.13	0.20
0.06	0.08	0.07	0.09	0.08	0.10	0.10	0.12	0.13	0.15	0.16	0.18	0.19	0.21
0.12	0.14	0.14	0.16	0.16	0.18	0.19	0.21	0.25	0.27	0.32	0.34	0.37	0.39
0.06	0.08	0.07	0.09	0.08	0.10	0.10	0.12	0.13	0.15	0.16	0.18	0.19	0.21
0.06	0.08	0.07	0.09	0.08	0.10	0.10	0.12	0.13	0.15	0.16	0.18	0.19	0.21
0.06	0.08	0.07	0.09	0.08	0.10	0.10	0.12	0.13	0.15	0.16	0.18	0.19	0.21
0.06	0.08	0.07	0.09	0.08	0.10	0.10	0.12	0.13	0.15	0.16	0.18	0.19	0.21
0.12	0.14	0.14	0.16	0.16	0.18	0.19	0.21	0.25	0.27	0.32	0.34	0.37	0.39
0.12	0.14	0.14	0.16	0.16	0.18	0.19	0.21	0.25	0.27	0.32	0.34	0.37	0.39
0.09	0.11	0.11	0.13	0.12	0.14	0.14	0.16	0.19	0.21	0.24	0.26	0.27	0.29
0.09	0.11	0.11	0.13	0.12	0.14	0.14	0.16	0.19	0.21	0.24	0.26	0.27	0.29
0.09	0.11	0.11	0.13	0.12	0.14	0.14	0.16	0.19	0.21	0.24	0.26	0.27	0.29

CoroDrill® 861 - GM

12 - 15 x D_c

Valores en pulgadas

ISO	Núm. MC	N.º CMC	Material	Dureza Brinell HB	Velocidad de corte (V_c) p/ min Mín.	Máx.
P			**Acero no aleado**			
	P1.1.Z.AN	01.1	C=0.10-0.25%	125	260	510
	P1.2.Z.AN	01.2	C=0.25-0.55%	190	260	510
			Acero de baja aleación			
	P2.2.Z.AN	02.1	Recocido	240	210	395
	P2.5.Z.HT	02.2	Endurecido y templado	330	210	395
			Acero de alta aleación			
	P3.0.Z.AN	03.11	Recocido	200	210	395
	P4.0.S.NS		**Aceros sinterizados**	150	260	435
			Acero inoxidable			
	P5.1.Z.AN	05.11 /15.11	Ferrítico/martensítico	200	65	395
M			**Acero inoxidable**			
	M1.0.Z.AQ	05.21/15.21	Austenítico	200	65	140
	M2.0.Z.AQ	05.21/15.21	Superaustenítico Ni≥20%	200	65	120
	M3.2.Z.AQ	05.52/15.52	Dúplex (austenítico/ferrítico)	260	65	100
K						
	K1.1.C.NS	07.1/07.2	**Fundición maleable (ferrítica, perlítica)**	200	195	295
			Fundición gris			
	K2.1.C.UT	08.1	Baja resistencia a la tracción	180	300	455
	K2.2.C.UT	08.2	Alta resistencia a la tracción	245	195	295
			Fundición nodular			
	K3.1.C.UT	09.1	Ferrítica	155	195	295
	K3.2.C.UT	09.2	Perlítica	265	195	295
	K5.1.C.NS		**ADI**	300	195	295
N			**Aleaciones a base de aluminio**			
	N1.1.Z.UT		Comercial puro	30	710	1065
	N1.2.Z.AG		Aleaciones AlSi, Si ≤ 1%	100	710	1065
	N1.3.C.AG	30.21	Aleaciones de fundición AlSi, Si > 1% y < 13%	90	235	710
	N1.4.C.NS		Aleaciones de fundición AlSi, Si ≥ 13%	130	235	355
	N2.0.C.UT		**Aleaciones a base de magnesio**	70	235	710
			Aleaciones a base de cobre			
	N3.1.U.UT		Aleaciones de cobre sin plomo (incl. cobre electrolítico)	100	330	490
	N3.2.C.UT		Latón con plomo & bronces (Pb ≤ 1%)	90	575	865
	N3.3.U.UT		Aleaciones para corte sin problemas basadas en cobre (Pb>1%)	110	575	865
	N3.4.C.UT		Broces de alta resistencia (>225HB)	300	260	395
	N4.0.C.UT		**Aleaciones a base de cinc**	70	575	865

CoroDrill® 861 - GM

12 - 15 x D_c

Valores en pulgadas

Diámetro de broca, D_c f_n pulg./rev.																			
.1181-.1571		.1572-.1964		.1965-.2358		.2359-.3146		.3147-.3933		.3934-.4720		.4721-.5902		.5905-.6295		.6299-.7083		.7087-.7874	
Mín.	Máx.	Mín.	Máx.	Mín.	Máx.	Mín.	Máx.	Mín.	Máx.	Mín.	Máx.	Mín.	Máx.	Mín.	Máx.	Mín.	Máx.	Mín.	Máx.
.0039	.0051	.0047	.0059	.0051	.0067	.0059	.0079	.0079	.0102	.0098	.0130	.0110	.0150	.0122	.0165	.0126	.0169	.0134	.0177
.0039	.0051	.0047	.0059	.0051	.0067	.0059	.0079	.0079	.0102	.0098	.0130	.0110	.0150	.0122	.0165	.0126	.0169	.0134	.0177
.0039	.0051	.0047	.0059	.0051	.0067	.0059	.0079	.0079	.0102	.0098	.0130	.0110	.0150	.0122	.0165	.0126	.0169	.0134	.0177
.0039	.0051	.0047	.0059	.0051	.0067	.0059	.0079	.0079	.0102	.0098	.0130	.0110	.0150	.0122	.0165	.0126	.0169	.0134	.0177
.0039	.0051	.0047	.0059	.0051	.0067	.0059	.0079	.0079	.0102	.0098	.0130	.0110	.0150	.0122	.0165	.0126	.0169	.0134	.0177
.0039	.0051	.0047	.0059	.0051	.0067	.0059	.0079	.0079	.0102	.0098	.0130	.0110	.0150	.0122	.0165	.0126	.0169	.0134	.0177
.0028	.0039	.0031	.0047	.0035	.0051	.0043	.0059	.0055	.0079	.0067	.0098	.0079	.011	.0087	.0122	.0091	.0126	.0098	.0134
.0028	.0039	.0031	.0047	.0035	.0051	.0043	.0059	.0055	.0079	.0067	.0098	.0079	.011	.0087	.0122	.0091	.0126	.0098	.0134
.0028	.0039	.0031	.0047	.0035	.0051	.0043	.0059	.0055	.0079	.0067	.0098	.0079	.011	.0087	.0122	.0091	.0126	.0098	.0134
.0035	.0043	.0043	.0051	.0047	.0055	.0055	.0063	.0075	.0083	.0094	.0102	.0106	.0114	.0118	.0126	.0122	.0130	.0130	.0138
.0047	.0055	.0055	.0063	.0063	.0071	.0075	.0083	.0098	.0106	.0126	.0134	.0146	.0154	.0161	.0169	.0165	.0173	.0173	.0181
.0035	.0043	.0043	.0051	.0047	.0055	.0055	.0063	.0075	.0083	.0094	.0102	.0106	.0114	.0118	.0126	.0122	.0130	.0130	.0138
.0035	.0043	.0043	.0051	.0047	.0055	.0055	.0063	.0075	.0083	.0094	.0102	.0106	.0114	.0118	.0126	.0122	.0130	.0130	.0138
.0035	.0043	.0043	.0051	.0047	.0055	.0055	.0063	.0075	.0083	.0094	.0102	.0106	.0114	.0118	.0126	.0122	.0130	.0130	.0138
.0035	.0043	.0043	.0051	.0047	.0055	.0055	.0063	.0075	.0083	.0094	.0102	.0106	.0114	.0118	.0126	.0122	.0130	.0130	.0138
.0047	.0055	.0055	.0063	.0063	.0071	.0354	.0083	.0098	.0106	.0126	.0134	.0146	.0154	.0161	.0169	.0165	.0173	.0173	.0181
.0047	.0055	.0055	.0063	.0063	.0071	.0354	.0083	.0098	.0106	.0126	.0134	.0146	.0154	.0161	.0169	.0165	.0173	.0173	.0181
.0047	.0055	.0055	.0063	.0063	.0071	.0075	.0083	.0098	.0106	.0126	.0134	.0146	.0154	.0161	.0169	.0165	.0173	.0173	.0181
.0047	.0055	.0055	.0063	.0063	.0071	.0075	.0083	.0098	.0106	.0126	.0134	.0146	.0154	.0161	.0169	.0165	.0173	.0173	.0181
.0047	.0055	.0055	0.0063	.0063	.0071	.0075	.0083	.0098	.0106	.0126	.0134	.0146	.0154	.0161	.0169	.0165	.0173	.0173	.0181
.0035	.0043	.0043	.0051	.0047	.0055	.0055	.0063	.0075	.0083	.0094	.0102	.0106	.0114	.0118	.0126	.0122	.0130	.0130	.0138
.0035	.0043	.0043	.0051	.0047	.0055	.0055	.0063	.0075	.0083	.0094	.0102	.0106	.0114	.0118	.0126	.0122	.0130	.0130	.0138
.0035	.0043	.0043	.0051	.0047	.0055	.0055	.0063	.0075	.0083	.0094	.0102	.0106	.0114	.0118	.0126	.0122	.0130	.0130	.0138
.0024	.0031	.0028	.0035	.0031	.0039	.0039	.0047	.0051	.0059	.0063	.0071	.0075	.0083	.0083	.0091	.0087	.0094	.0094	.0102
.0035	.0043	.0043	.0051	.0047	.0055	.0055	.0063	.0075	.0083	.0094	.0102	.0106	.0114	.0118	.0126	.0122	.0130	.0130	.0138

CoroDrill® 861 - GM

20 - 30 x D_c

Valores en pulgadas

ISO	Núm. MC	N.º CMC	Material	Dureza Brinell HB	Velocidad de corte (V_c) p/ min Mín.	Máx.
P			**Acero no aleado**			
	P1.1.Z.AN	01.1	C=0.10-0.25%	125	235	460
	P1.2.Z.AN	01.2	C=0.25-0.55%	190	235	460
			Acero de baja aleación			
	P2.2.Z.AN	02.1	Recocido	240	190	445
	P2.5.Z.HT	02.2	Endurecido y templado	330	190	445
			Acero de alta aleación			
	P3.0.Z.AN	03.11	Recocido	200	190	445
	P4.0.S.NS		**Aceros sinterizados**	150	235	390
			Acero inoxidable			
	P5.1.Z.AN	05.11 /15.11	Ferrítico/martensítico	200	60	355
M			**Acero inoxidable**			
	M1.0.Z.AQ	05.21/15.21	Austenítico	200	60	125
	M2.0.Z.AQ	05.21/15.21	Superaustenítico Ni≥20%	200	60	110
	M3.2.Z.AQ	05.52/15.52	Dúplex (austenítico/ferrítico)	260	60	90
K						
	K1.1.C.NS	07.1/07.2	**Fundición maleable (ferrítica, perlítica)**	200	180	270
			Fundición gris			
	K2.1.C.UT	08.1	Baja resistencia a la tracción	180	300	455
	K2.2.C.UT	08.2	Alta resistencia a la tracción	245	180	270
			Fundición nodular			
	K3.1.C.UT	09.1	Ferrítica	155	180	270
	K3.3.C.UT	09.2	Perlítica	265	180	270
	K5.1.C.NS		**ADI**	300	180	270
N			**Aleaciones a base de aluminio**			
	N1.1.Z.UT		Comercial puro	30	635	960
	N1.2.Z.AG		Aleaciones AlSi, Si ≤ 1%	100	635	960
	N1.3.C.AG		Aleaciones de fundición AlSi, Si > 1% y < 13%	90	215	635
	N1.4.C.NS		Aleaciones de fundición AlSi, Si ≥ 13%	130	215	320
	N2.0.C.UT		**Aleaciones a base de magnesio**	70	215	635

CoroDrill® 861 - GM

20 - 30 x D_c

Valores en pulgadas

Diámetro de broca D_c													
f_n pulg./rev.													
.1181-.1571		.1572-.1964		.1965-.2358		.2359-.3146		.3147-.3933		.3934-.4720		.4724	
Mín.	Máx.	Mín.	Máx.	Mín.	Máx.	Mín.	Máx.	Mín.	Máx.	Mín.	Máx.	Mín.	Máx.
.0028	.0039	.0031	.0047	.0035	.0051	.0043	.0059	.0055	.0079	.0067	.0098	.0079	011
.0028	.0039	.0031	.0047	.0035	.0051	.0043	.0059	.0055	.0079	.0067	.0098	.0079	.011
.0028	.0039	.0031	.0047	.0035	.0051	.0043	.0059	.0055	.0079	.0067	.0098	.0079	.011
.0028	.0039	.0031	.0047.	.0035	.0051	.0043	.0059	.0055	.0079	.0067	.0098	.0079	.011
.0028	.0039	.0031	.0047	.0035	.0051	.0043	.0059	.0055	.0079	.0067	.0098	.0079	.011
.0028	.0039	.0031	.0047	.0035	.0051	.0043	.0059	.0055	.0079	.0067	.0098	.0079	.011
.0028	.0039	.0031	.0047	.0035	.0051	.0043	.0059	.0055	.0079	.0067	.0098	.0079	.011
.0016	.0028	.002	.0031	.0024	.0035	.0028	.0043	.0035	.0055	.0043	.0067	.0051	.0079
.0016	.0028	.002	.0031.	.0024	.0035	.0028	.0043	.0035	.0055	.0043	.0067	.0051	.0079
.0016	.0028	.002	.0031	.0024	.0035	.0028	.0043	.0035	.0055	.0043	.0067	.0051	.0079
.0024	.0031	.0028	.0035	.0031	.0039	.0039	.0047	.0051	.0059	.0063	.0071	.0075	.0083
.0047	.0055	.0055	.0063	.0063	.0071	.0075	.0083	.0098	.0106	.0126	.0134	.0146	.0154
.0024	.0031	.0028	.0035	.0031	.0035	.0039	.0047	.0051	.0059	.0063	.0071	.0075	
.0024	.0031	.0028	.0035	.0031	.0039	.0039	.0047	.0051	.0059	.0063	.0071	.0075	.0083
.0024	.0031	.0028	.0035	.0031	.0039	.0039	.0047	.0051	.0059	.0063	.0071	.0075	.0083
.0024	.0031	.0028	.0035	.0031	.0039	.0039	.0047	.0051	.0059	.0063	.0071	.0075	.0083
.0047	.0055	.0055	.0063	.0063	.0071	.0075	.0083	.0098	.0106	.0126	.0134	.0146	.0154
.0047	.0055	.0055	.0063	.0063	.0071	.0075	.0083	.0098	.0106	.0126	.0134	.0146	.0154
.0035	.0043	.0043	.0051	.0047	.0055	.0055	.0063	.0075	.0083	.0094	.0102	.0106	.0114
.0035	.0043	.0043	.0051	.0047	.0055	.0055	.0063	.0075	.0083	.0094	.0102	.0106	.0114
.0035	.0043	.0043	.0051	.0047	.0055	.0055	.0063	.0075	.0083	.0094	.0102	.0106	.0114

CoroDrill® 862

Valores métricos

ISO	Núm. MC	N.º CMC	Material	Dureza Brinell HB	Velocidad de corte (V_c) m/min		Diámetro de broca, D_c f_n mm/rev. 1.85-2.49		2.50-2.99	
					mín.	máx.	mín.	máx.	mín.	máx.
P			**Acero no aleado**							
	P1.1.Z.AN	01.1	C=0.1-0.25%	125	40	60	0.07	0.09	0.10	0.13
	P1.2.Z.AN	01.2	C=0.25-0.55%	190	40	60	0.07	0.09	0.10	0.13
			Acero de baja aleación							
	P2.2.Z.AN	02.1	Recocido	240	32	60	0.06	0.08	0.09	0.11
	P2.5.Z.HT	02.2	Endurecido y templado	330	32	60	0.06	0.08	0.09	0.11
			Acero de alta aleación							
	P3.0.Z.AN	03.11	Recocido	200	32	60	0.06	0.08	0.09	0.11
	P4.0.S.NS		**Aceros sinterizados**	150	40	60	0.06	0.08	0.09	0.11
			Acero inoxidable							
	P5.1.Z.AN	05.11/15.11	Ferrítico/martensítico	200	18	60	0.03	0.07	0.04	0.1
M			**Acero inoxidable**							
	M1.0.Z.AQ	05.21/15.21	Austenítico	200	18	26	0.02	0.04	0.03	0.05
	M2.0.Z.AQ	05.21/15.21	Superaustenítico Ni≥20%	200	18	26	0.02	0.04	0.03	0.05
	M3.2.Z.AQ	05.52/15.52	Austenítico/ferrítico (dúplex)	260	18	26	0.02	0.04	0.03	0.05
K			**Fundición maleable**							
	K1.1.C.NS	07.1/07.2	FerríticoPerlítico	200	32	48	0.04	0.06	0.06	0.08
			Fundición gris							
	K2.1.C.UT	08.1	Baja resistencia a la tracción	180	40	60	0.08	0.10	0.12	0.14
	K2.2.C.UT	08.2	Alta resistencia a la tracción	245	32	48	0.04	0.06	0.06	0.08
			Fundición nodular							
	K3.1.C.UT	09.1	Ferrítica	155	32	48	0.04	0.06	0.06	0.08
	K3.3.C.UT	09.2	Perlítica	265	32	48	0.04	0.06	0.06	0.08
	K4.2.C.UT		**CGI**	230	32	48	0.04	0.06	0.06	0.08
	K5.1.C.NS		**ADI**	300	32	48	0.04	0.06	0.06	0.08
S			**Super aleaciones termorresistentes**							
	S1.0.U.AG		A base de hierro	280	12	18	0.02	0.04	0.03	0.05
	S2.0.Z.AG	20.22	Con base Ni	350	12	18	0.02	0.04	0.03	0.05
	S4.3.Z.AN	23.22	A base de titanio	330	12	18	0.02	0.04	0.03	0.05
N			**Aleaciones a base de aluminio**							
	N1.1.Z.UT		Puro comercial	30	48	72	0.09	0.11	0.14	0.16
	N1.2.Z.AG		Aleaciones AlSi, Si ≤ 1%	100	48	72	0.09	0.11	0.14	0.16
	N1.3.C.AG	30.21	Aleaciones de fundición AlSi, Si > 1% y < 13%	90	40	60	0.09	0.11	0.14	0.16
	N1.4.C.NS		Aleaciones de fundición AlSi, Si ≥ 13%	130	40	60	0.09	0.11	0.14	0.16
	N2.0.C.UT		**Aleaciones a base de magnesio**	70	120	240	0.06	0.08	0.09	0.11

CoroDrill® 862

Valores en pulgadas

ISO	Núm. MC	N.º CMC	Material	Dureza Brinell HB	Velocidad de corte (V_c) p/min mín.	Velocidad de corte (V_c) p/min máx.	Diámetro de broca, D_c f_n pulg./rev. .0728-.0980 mín.	.0728-.0980 máx.	.0981-.1177 mín.	.0981-.1177 máx.
P			**Acero no aleado**							
	P1.1.Z.AN	01.1	C=0.1-0.25%	125	130	195	.0028	.0035	.0039	.0051
	P1.2.Z.AN	01.2	C=0.25-0.55%	190	130	195	.0028	.0035	.0039	.0051
			Acero de baja aleación							
	P2.2.Z.AN	02.1	Recocido	240	105	195	.0024	.0031	.0035	.0043
	P2.5.Z.HT	02.2	Endurecido y templado	330	105	195	.0024	.0031	.0035	.0043
			Acero de alta aleación							
	P3.0.Z.AN	03.11	Recocido	200	105	195	.0024	.0031	.0035	.0043
	P4.0.S.NS		**Aceros sinterizados**	150	130	195	.0024	.0031	.0035	.0043
			Acero inoxidable							
	P5.1.Z.AN	05.11 /15.11	Ferrítico/martensítico	200	60	195	.0012	.0028	.0016	.0039
M			**Acero inoxidable**							
	M1.0.Z.AQ	05.21/15.21	Austenítico	200	60	85	.0008	.0016	.0012	.002
	M2.0.Z.AQ	05.21/15.21	Superaustenítico Ni≥20%	200	60	85	.0008	.0016	.0012	.002
	M3.2.Z.AQ	05.52/15.52	Austenítico/ferrítico (dúplex)	260	60	85	.0008	.0016	.0012	.002
K			**Fundición maleable**							
	K1.1.C.NS	07.1/07.2	FerríticoPerlítico	200	105	155	.0016	.0024	.0024	.0031
			Fundición gris							
	K2.1.C.UT	08.1	Baja resistencia a la tracción	180	130	195	.0031	.0039	.0047	.0055
	K2.2.C.UT	08.2	Alta resistencia a la tracción	245	105	155	.0016	.0024	.0024	.0031
			Fundición nodular							
	K3.1.C.UT	09.1	Ferrítica	155	105	155	.0016	.0024	.0024	.0031
	K3.3C.UT	09.2	Perlítica	265	105	155	.0016	.0024	.0024	.0031
	K4.2.C.UT		**CGI**	230	105	155	.0016	.0024	.0024	.0031
	K5.1.C.NS		**ADI**	300	105	155	.0016	.0024	.0024	.0031
S			**Superaleaciones termorresistentes**							
	S1.0.U.AG		A base de hierro	280	40	60	.0008	.0016	.0012	.002
	S2.0.Z.AG	20.22	Con base Ni	350	40	60	.0008	.0016	.0012	.002
	S4.3.Z.AN	23.22	A base de titanio	330	40	60	.0008	.0016	.0012	.002
N			**Aleaciones a base de aluminio**							
	N1.1.Z.UT		Puro comercial	30	155	235	.0035	.0043	.0055	.0063
	N1.2.Z.AG		Aleaciones AlSi, Si ≤ 1%	100	155	235	.0035	.0043	.0055	.0063
	N1.3.C.AG	30.21	Aleaciones de fundición AlSi, Si > 1% y < 13%	90	130	195	.0035	.0043	.0055	.0063
	N1.4.C.NS		Aleaciones de fundición AlSi, Si ≥ 13%	130	130	195	.0035	.0043	.0055	.0063
	N2.0.C.UT		**Aleaciones a base de magnesio**	70	395	785	.0024	.0031	.0035	.0043

CoroDrill® 460

Suministro de refrigerante interior, valores en sistema métrico

2 – 3 x DC

ISO	Núm. MC	Material	Dureza Brinell HB	Velocidad de corte (V_c) m/min DC 3.00 - 20.00mm
P		**Acero no aleado**		(mín.-inicio-máx.)
	P1.1.Z.AN	C = 0,05–0,10 %	125	100-125-150
	P1.1.Z.AN	C = 0,1–0,25%	125	100-125-150
	P1.2.Z.AN	C = 0,25–0,55%	150	88-110-132
	P1.3.Z.AN	C = 0,55–0,80%	170	88-110-132
		Acero de alto cont. en carbono		
	P1.3.Z.AN	Acero de herramientas al carbono	210	88-110-132
		Acero de baja aleación		
	P2.1.Z.AN	No templado	175	88-110-132
	P2.5.Z.HT.1	Endurecido y templado	275	60-75-90
	P2.5.Z.HT.2	Endurecido y templado	350	52-65-78
		Acero de alta aleación		
	P3.0.Z.AN	Recocido	200	76-95-114
	P3.0.Z.HT.1	Acero de herram. templado	300	52-65-78
		Acero fundido		
	P1.5.C.UT	No aleado	150	88-110-132
	P2.6.C.UT	Baja aleación (elementos de aleación ≤ 5%)	200	76-95-114
M		**Acero inoxidable**		
	M1.0.Z.AQ	Austenítico	200	32-40-48
	M2.0.Z.AQ	Superaustenítico Ni≥20%	200	32-40-48
	M3.1.Z.AQ	Dúplex (austenítico/ferrítico)	230	28-35-42
	M3.2.Z.AQ	Dúplex (austenítico/ferrítico)	260	28-35-42
	M1.0.C.UT	Austenítico	200	32-40-48
	M2.0.C.AQ	Superaustenítico Ni≥20%	200	32-40-48
	M3.1.C.AQ	Dúplex (austenítico/ferrítico)	230	28-35-42
K		**Fundición maleable**		
	K1.1.C.NS	FerríticoPerlítico	200	64-80-96
		Fundición gris		
	K2.1.C.UT	Baja resistencia a la tracción	180	88-110-132
	K2.2.C.UT	Alta resistencia a la tracción	245	88-110-132
	K2.3.C.UT	Alta resistencia a la tracción	175	64-80-96
		Fundición nodular		
	K3.1.C.UT	Ferrítica	155	64-80-96
	K3.2.C.UT	Perlítica	215	64-80-96
	K3.3.C.UT	Perlítica	265	64-80-96
	K3.5.C.UT	Perlítica	190	64-80-96
	K5.1.C.NS	ADI	300	64-80-96
N		**Aleaciones a base de aluminio**		
	N1.2.Z.UT	Puro comercial	60	200-250-300
	N1.2.Z.AG	Aleaciones AlSi, Si ≤ 1%	100	200-250-300
	N1.3.C.UT	Fundida, no envejecida	75	200-250-300
	N1.3.C.AG	Fundición, o fundición y envejecido	90	160-200-240
	N1.4.C.NS	Aleaciones de fundición AlSi, Si ≥ 13%	130	120-150-180
		Aleaciones a base de cobre		
	N3.3.U.UT	Aleaciones para corte sin problemas basadas en cobre (Pb>1%)	110	176-220-264
	N3.1.U.UT	Aleaciones de cobre sin plomo (incl. cobre electrolítico)	100	100-125-150
S		**Titanio**		
	S4.1.Z.UT		200	44-55-66
	S4.2.Z.AN		320	32-40-48
	S4.4.Z.AN		330	32-40-48
H	H1.1.Z.HA	Acero extra duro: templado y revenido	50HRC	24-30-36
	H2.0.C.UT.4	Fundición en coquilla	64HRC	20-25-30

CoroDrill® 460

Suministro de refrigerante interior, valores en sistema métrico

2 – 3 x DC

Diám. de taladrado, mm							
3	4	6	8	10	12	16	20
Avance f_n mm/r (mín.-inicio-máx.)							
0.104-0.130-0.156	0.120-0.150-0.180	0.160-0.200-0.240	0.208-0.260-0.312	0.264-0.330-0.396	0.304-0.380-0.456	0.344-0.430-0.516	0.360-0.450-0.540
0.104-0.130-0.156	0.120-0.150-0.180	0.160-0.200-0.240	0.208-0.260-0.312	0.264-0.330-0.396	0.304-0.380-0.456	0.344-0.430-0.516	0.360-0.450-0.540
0.104-0.130-0.156	0.120-0.150-0.180	0.160-0.200-0.240	0.208-0.260-0.312	0.264-0.330-0.396	0.304-0.380-0.456	0.344-0.430-0.516	0.360-0.450-0.540
0.104-0.130-0.156	0.120-0.150-0.180	0.160-0.200-0.240	0.208-0.260-0.312	0.264-0.330-0.396	0.304-0.380-0.456	0.344-0.430-0.516	0.360-0.450-0.540
0.104-0.130-0.156	0.120-0.150-0.180	0.160-0.200-0.240	0.208-0.260-0.312	0.264-0.330-0.396	0.304-0.380-0.456	0.344-0.430-0.516	0.360-0.450-0.540
0.104-0.130-0.156	0.120-0.150-0.180	0.160-0.200-0.240	0.208-0.260-0.312	0.264-0.330-0.396	0.304-0.380-0.456	0.344-0.430-0.516	0.360-0.450-0.540
0.080-0.100-0.120	0.092-0.115-0.138	0.122-0.153-0.184	0.160-0.200-0.240	0.200-0.250-0.300	0.224-0.280-0.336	0.256-0.320-0.384	0.272-0.340-0.408
0.056-0.070-0.084	0.064-0.080-0.096	0.086-0.107-0.128	0.112-0.140-0.168	0.136-0.170-0.204	0.160-0.200-0.240	0.184-0.230-0.276	0.192-0.240-0.288
0.080-0.100-0.120	0.092-0.115-0.138	0.122-0.153-0.184	0.160-0.200-0.240	0.200-0.250-0.300	0.224-0.280-0.336	0.256-0.320-0.384	0.272-0.340-0.408
0.056-0.070-0.084	0.064-0.080-0.096	0.086-0.107-0.128	0.112-0.140-0.168	0.136-0.170-0.204	0.160-0.200-0.240	0.184-0.230-0.276	0.192-0.240-0.288
0.104-0.130-0.156	0.120-0.150-0.180	0.160-0.200-0.240	0.208-0.260-0.312	0.264-0.330-0.396	0.304-0.380-0.456	0.344-0.430-0.516	0.360-0.450-0.540
0.080-0.100-0.120	0.092-0.115-0.138	0.122-0.153-0.184	0.160-0.200-0.240	0.200-0.250-0.300	0.224-0.280-0.336	0.256-0.320-0.384	0.272-0.340-0.408
0.080-0.100-0.120	0.092-0.115-0.138	0.122-0.153-0.184	0.160-0.200-0.240	0.200-0.250-0.300	0.224-0.280-0.336	0.256-0.320-0.384	0.272-0.340-0.408
0.080-0.100-0.120	0.092-0.115-0.138	0.122-0.153-0.184	0.160-0.200-0.240	0.200-0.250-0.300	0.224-0.280-0.336	0.256-0.320-0.384	0.272-0.340-0.408
0.056-0.070-0.084	0.064-0.080-0.096	0.086-0.107-0.128	0.112-0.140-0.168	0.136-0.170-0.204	0.160-0.200-0.240	0.184-0.230-0.276	0.192-0.240-0.288
0.056-0.070-0.084	0.064-0.080-0.096	0.086-0.107-0.128	0.112-0.140-0.168	0.136-0.170-0.204	0.160-0.200-0.240	0.184-0.230-0.276	0.192-0.240-0.288
0.080-0.100-0.120	0.092-0.115-0.138	0.122-0.153-0.184	0.160-0.200-0.240	0.200-0.250-0.300	0.224-0.280-0.336	0.256-0.320-0.384	0.272-0.340-0.408
0.080-0.100-0.120	0.092-0.115-0.138	0.122-0.153-0.184	0.160-0.200-0.240	0.200-0.250-0.300	0.224-0.280-0.336	0.256-0.320-0.384	0.272-0.340-0.408
0.056-0.070-0.084	0.064-0.080-0.096	0.086-0.107-0.128	0.112-0.140-0.168	0.136-0.170-0.204	0.160-0.200-0.240	0.184-0.230-0.276	0.192-0.240-0.288
0.080-0.100-0.120	0.092-0.115-0.138	0.122-0.153-0.184	0.160-0.200-0.240	0.200-0.250-0.300	0.224-0.280-0.336	0.256-0.320-0.384	0.272-0.340-0.408
0.104-0.130-0.156	0.120-0.150-0.180	0.160-0.200-0.240	0.208-0.260-0.312	0.264-0.330-0.396	0.304-0.380-0.456	0.344-0.430-0.516	0.360-0.450-0.540
0.104-0.130-0.156	0.120-0.150-0.180	0.160-0.200-0.240	0.208-0.260-0.312	0.264-0.330-0.396	0.304-0.380-0.456	0.344-0.430-0.516	0.360-0.450-0.540
0.080-0.100-0.120	0.092-0.115-0.138	0.122-0.153-0.184	0.160-0.200-0.240	0.200-0.250-0.300	0.224-0.280-0.336	0.256-0.320-0.384	0.272-0.340-0.408
0.080-0.100-0.120	0.092-0.115-0.138	0.122-0.153-0.184	0.160-0.200-0.240	0.200-0.250-0.300	0.224-0.280-0.336	0.256-0.320-0.384	0.272-0.340-0.408
0.080-0.100-0.120	0.092-0.115-0.138	0.122-0.153-0.184	0.160-0.200-0.240	0.200-0.250-0.300	0.224-0.280-0.336	0.256-0.320-0.384	0.272-0.340-0.408
0.080-0.100-0.120	0.092-0.115-0.138	0.122-0.153-0.184	0.160-0.200-0.240	0.200-0.250-0.300	0.224-0.280-0.336	0.256-0.320-0.384	0.272-0.340-0.408
0.080-0.100-0.120	0.092-0.115-0.138	0.122-0.153-0.184	0.160-0.200-0.240	0.200-0.250-0.300	0.224-0.280-0.336	0.256-0.320-0.384	0.272-0.340-0.408
0.104-0.130-0.156	0.120-0.150-0.180	0.160-0.200-0.240	0.208-0.260-0.312	0.264-0.330-0.396	0.304-0.380-0.456	0.344-0.430-0.516	0.360-0.450-0.540
0.104-0.130-0.156	0.120-0.150-0.180	0.160-0.200-0.240	0.208-0.260-0.312	0.264-0.330-0.396	0.304-0.380-0.456	0.344-0.430-0.516	0.360-0.450-0.540
0.104-0.130-0.156	0.120-0.150-0.180	0.160-0.200-0.240	0.208-0.260-0.312	0.264-0.330-0.396	0.304-0.380-0.456	0.344-0.430-0.516	0.360-0.450-0.540
0.080-0.100-0.120	0.092-0.115-0.138	0.122-0.153-0.184	0.160-0.200-0.240	0.200-0.250-0.300	0.224-0.280-0.336	0.256-0.320-0.384	0.272-0.340-0.408
0.080-0.100-0.120	0.092-0.115-0.138	0.122-0.153-0.184	0.160-0.200-0.240	0.200-0.250-0.300	0.224-0.280-0.336	0.256-0.320-0.384	0.272-0.340-0.408
0.104-0.130-0.156	0.120-0.150-0.180	0.160-0.200-0.240	0.208-0.260-0.312	0.264-0.330-0.396	0.304-0.380-0.456	0.344-0.430-0.516	0.360-0.450-0.540
0.104-0.130-0.156	0.120-0.150-0.180	0.160-0.200-0.240	0.208-0.260-0.312	0.264-0.330-0.396	0.304-0.380-0.456	0.344-0.430-0.516	0.360-0.450-0.540
0.080-0.100-0.120	0.092-0.115-0.138	0.086-0.107-0.128	0.160-0.200-0.240	0.200-0.250-0.300	0.224-0.280-0.336	0.256-0.320-0.384	0.272-0.340-0.408
0.056-0.070-0.084	0.064-0.080-0.096	0.056-0.070-0.084	0.112-0.140-0.168	0.136-0.170-0.204	0.160-0.200-0.240	0.184-0.230-0.276	0.192-0.240-0.288
0.056-0.070-0.084	0.064-0.080-0.096	0.056-0.070-0.084	0.112-0.140-0.168	0.136-0.170-0.204	0.160-0.200-0.240	0.184-0.230-0.276	0.192-0.240-0.288
0.056-0.070-0.084	0.064-0.080-0.096	0.086-0.107-0.128	0.112-0.140-0.168	0.136-0.170-0.204	0.160-0.200-0.240	0.184-0.230-0.276	0.192-0.240-0.288
0.056-0.070-0.084	0.064-0.080-0.096	0.086-0.107-0.128	0.112-0.140-0.168	0.136-0.170-0.204	0.160-0.200-0.240	0.184-0.230-0.276	0.192-0.240-0.288

CoroDrill® 460

Suministro de refrigerante interior, valores en sistema métrico

4 – 5 × DC

ISO	Núm. MC	Material	Dureza Brinell HB	Velocidad de corte (V_c) m/min DC 3.00 - 20.00mm
P		**Acero no aleado**		(mín.-inicio-máx.)
	P1.1.Z.AN	C = 0,05–0,10 %	125	100-125-150
	P1.1.Z.AN	C = 0,1–0,25%	125	100-125-150
	P1.2.Z.AN	C = 0,25–0,55%	150	88-110-132
	P1.3.Z.AN	C = 0,55–0,80%	170	88-110-132
		Acero de alto cont. en carbono		
	P1.3.Z.AN	Acero de herramientas al carbono	210	88-110-132
		Acero de baja aleación		
	P2.1.Z.AN	No templado	175	88-110-132
	P2.5.Z.HT.1	Endurecido y templado	275	60-75-90
	P2.5.Z.HT.2	Endurecido y templado	350	52-65-78
		Acero de alta aleación		
	P3.0.Z.AN	Recocido	200	76-95-114
	P3.0.Z.HT.1	Acero de herram. templado	300	52-65-78
		Acero fundido		
	P1.5.C.UT	No aleado	150	88-110-132
	P2.6.C.UT	Baja aleación (elementos de aleación ≤ 5%)	200	76-95-114
M		**Acero inoxidable**		
	M1.0.Z.AQ	Austenítico	200	32-40-48
	M2.0.Z.AQ	Superaustenítico Ni≥20%	200	32-40-48
	M3.1.Z.AQ	Dúplex (austenítico/ferrítico)	230	28-35-42
	M3.2.Z.AQ	Dúplex (austenítico/ferrítico)	260	28-35-42
	M1.0.C.UT	Austenítico	200	32-40-48
	M2.0.C.AQ	Superaustenítico Ni≥20%	200	32-40-48
	M3.1.C.AQ	Dúplex (austenítico/ferrítico)	230	28-35-42
K		**Fundición maleable**		
	K1.1.C.NS	FerríticoPerlítico	200	64-80-96
		Fundición gris		
	K2.1.C.UT	Baja resistencia a la tracción	180	88-110-132
	K2.2.C.UT	Alta resistencia a la tracción	245	88-110-132
	K2.3.C.UT	Alta resistencia a la tracción	175	64-80-96
		Fundición nodular		
	K3.1.C.UT	Ferrítica	155	64-80-96
	K3.2.C.UT	Perlítica	215	64-80-96
	K3.3.C.UT	Perlítica	265	64-80-96
	K3.5.C.UT	Perlítica	190	64-80-96
	K5.1.C.NS	ADI	300	64-80-96
N		**Aleaciones a base de aluminio**		
	N1.2.Z.UT	Puro comercial	60	200-250-300
	N1.2.Z.AG	Aleaciones AlSi, Si ≤ 1%	100	200-250-300
	N1.3.C.UT	Fundida, no envejecida	75	200-250-300
	N1.3.C.AG	Fundición, o fundición y envejecido	90	160-200-240
	N1.4.C.NS	Aleaciones de fundición AlSi, Si ≥ 13%	130	120-150-180
		Aleaciones a base de cobre		
	N3.3.U.UT	Aleaciones para corte sin problemas basadas en cobre (Pb>1%)	110	176-220-264
	N3.1.U.UT	Aleaciones de cobre sin plomo (incl. cobre electrolítico)	100	100-125-150
S		**Titanio**		
	S4.1.Z.UT		200	44-55-66
	S4.2.Z.AN		320	32-40-48
	S4.4.Z.AN		330	32-40-48
H	H1.1.Z.HA	Acero extra duro: templado y revenido	50HRC	24-30-36
	H2.0.C.UT.4	Fundición en coquilla	64HRC	20-25-30

CoroDrill® 460

Suministro de refrigerante interior, valores en sistema métrico

4 – 5 × DC

Diám. de taladrado, mm							
3	4	6	8	10	12	16	20
Avance f_n mm/r (mín.-inicio-máx.)							
0.080-0.100-0.120	0.092-0.115-0.184	0.122-0.153-0.184	0.160-0.200-0.240	0.200-0.250-0.300	0.224-0.280-0.384	0.256-0.320-0.384	0.272-0.340-0.408
0.080-0.100-0.120	0.092-0.115-0.184	0.122-0.153-0.184	0.160-0.200-0.240	0.200-0.250-0.300	0.224-0.280-0.384	0.256-0.320-0.384	0.272-0.340-0.408
0.080-0.100-0.120	0.092-0.115-0.184	0.122-0.153-0.184	0.160-0.200-0.240	0.200-0.250-0.300	0.224-0.280-0.384	0.256-0.320-0.384	0.272-0.340-0.408
0.080-0.100-0.120	0.092-0.115-0.184	0.122-0.153-0.184	0.160-0.200-0.240	0.200-0.250-0.300	0.224-0.280-0.384	0.256-0.320-0.384	0.272-0.340-0.408
0.080-0.100-0.120	0.092-0.115-0.184	0.122-0.153-0.184	0.160-0.200-0.240	0.200-0.250-0.300	0.224-0.280-0.384	0.256-0.320-0.384	0.272-0.340-0.408
0.080-0.100-0.120	0.092-0.115-0.184	0.122-0.153-0.184	0.160-0.200-0.240	0.200-0.250-0.300	0.224-0.280-0.384	0.256-0.320-0.384	0.272-0.340-0.408
0.080-0.100-0.120	0.092-0.115-0.184	0.122-0.153-0.184	0.160-0.200-0.240	0.200-0.250-0.300	0.224-0.280-0.384	0.256-0.320-0.384	0.272-0.340-0.408
0.056-0.070-0.084	0.064-0.080-0.096	0.086-0.107-0.128	0.112-0.140-0.168	0.136-0.170-0.204	0.160-0.200-0.240	0.184-0.230-0.276	0.192-0.240-0.288
0.080-0.100-0.120	0.092-0.115-0.138	0.122-0.153-0.184	0.160-0.200-0.240	0.200-0.250-0.300	0.224-0.280-0.336	0.256-0.320-0.384	0.272-0.340-0.408
0.056-0.070-0.084	0.064-0.080-0.096	0.086-0.107-0.128	0.112-0.140-0.168	0.136-0.170-0.204	0.160-0.200-0.240	0.184-0.230-0.276	0.192-0.240-0.288
0.080-0.100-0.120	0.092-0.115-0.138	0.122-0.153-0.184	0.160-0.200-0.240	0.200-0.250-0.300	0.224-0.280-0.336	0.256-0.320-0.384	0.272-0.340-0.408
0.080-0.100-0.120	0.092-0.115-0.138	0.122-0.153-0.184	0.160-0.200-0.240	0.200-0.250-0.300	0.224-0.280-0.336	0.256-0.320-0.384	0.272-0.340-0.408
0.080-0.100-0.120	0.092-0.115-0.138	0.122-0.153-0.184	0.160-0.200-0.240	0.200-0.250-0.300	0.224-0.280-0.336	0.256-0.320-0.384	0.272-0.340-0.408
0.080-0.100-0.120	0.092-0.115-0.138	0.122-0.153-0.184	0.160-0.200-0.240	0.200-0.250-0.300	0.224-0.280-0.336	0.256-0.320-0.384	0.272-0.340-0.408
0.056-0.070-0.084	0.064-0.080-0.096	0.086-0.107-0.128	0.112-0.140-0.168	0.136-0.170-0.204	0.160-0.200-0.240	0.184-0.230-0.276	0.192-0.240-0.288
0.080-0.100-0.120	0.092-0.115-0.138	0.122-0.153-0.184	0.160-0.200-0.240	0.200-0.250-0.300	0.224-0.280-0.336	0.256-0.320-0.384	0.272-0.340-0.408
0.104-0.130-0.156	0.120-0.150-0.180	0.160-0.200-0.240	0.208-0.260-0.312	0.264-0.330-0.396	0.304-0.380-0.456	0.344-0.430-0.516	0.360-0.450-0.540
0.104-0.130-0.156	0.120-0.150-0.180	0.160-0.200-0.240	0.208-0.260-0.312	0.264-0.330-0.396	0.304-0.380-0.456	0.344-0.430-0.516	0.360-0.450-0.540
0.080-0.100-0.120	0.092-0.115-0.138	0.122-0.153-0.184	0.160-0.200-0.240	0.200-0.250-0.300	0.224-0.280-0.336	0.256-0.320-0.384	0.272-0.340-0.408
0.080-0.100-0.120	0.092-0.115-0.138	0.122-0.153-0.184	0.160-0.200-0.240	0.200-0.250-0.300	0.224-0.280-0.336	0.256-0.320-0.384	0.272-0.340-0.408
0.080-0.100-0.120	0.092-0.115-0.138	0.122-0.153-0.184	0.160-0.200-0.240	0.200-0.250-0.300	0.224-0.280-0.336	0.256-0.320-0.384	0.272-0.340-0.408
0.080-0.100-0.120	0.092-0.115-0.138	0.122-0.153-0.184	0.160-0.200-0.240	0.200-0.250-0.300	0.224-0.280-0.336	0.256-0.320-0.384	0.272-0.340-0.408
0.080-0.100-0.120	0.092-0.115-0.138	0.122-0.153-0.184	0.160-0.200-0.240	0.200-0.250-0.300	0.224-0.280-0.336	0.256-0.320-0.384	0.272-0.340-0.408
0.104-0.130-0.156	0.120-0.150-0.180	0.160-0.200-0.240	0.208-0.260-0.312	0.264-0.330-0.396	0.304-0.380-0.456	0.344-0.430-0.516	0.360-0.450-0.540
0.104-0.130-0.156	0.120-0.150-0.180	0.160-0.200-0.240	0.208-0.260-0.312	0.264-0.330-0.396	0.304-0.380-0.456	0.344-0.430-0.516	0.360-0.450-0.540
0.104-0.130-0.156	0.120-0.150-0.180	0.160-0.200-0.240	0.208-0.260-0.312	0.264-0.330-0.396	0.304-0.380-0.456	0.344-0.430-0.516	0.360-0.450-0.540
0.080-0.100-0.120	0.092-0.115-0.138	0.122-0.153-0.184	0.160-0.200-0.240	0.200-0.250-0.300	0.224-0.280-0.336	0.256-0.320-0.384	0.272-0.340-0.408
0.080-0.100-0.120	0.092-0.115-0.138	0.122-0.153-0.184	0.160-0.200-0.240	0.200-0.250-0.300	0.224-0.280-0.336	0.256-0.320-0.384	0.272-0.340-0.408
0.104-0.130-0.156	0.120-0.150-0.180	0.160-0.200-0.240	0.208-0.260-0.312	0.264-0.330-0.396	0.304-0.380-0.456	0.344-0.430-0.516	0.360-0.450-0.540
0.104-0.130-0.156	0.120-0.150-0.180	0.160-0.200-0.240	0.208-0.260-0.312	0.264-0.330-0.396	0.304-0.380-0.456	0.344-0.430-0.516	0.360-0.450-0.540
0.08-0.10-0.12	0.092-0.115-0.138	0.122-0.153-0.184	0.160-0.200-0.240	0.200-0.250-0.300	0.224-0.280-0.336	0.256-0.320-0.384	0.272-0.340-0.408
0.056-0.070-0.084	0.064-0.080-0.096	0.086-0.107-0.128	0.112-0.140-0.168	0.136-0.170-0.204	0.160-0.200-0.240	0.184-0.230-0.276	0.192-0.240-0.288
0.056-0.070-0.084	0.064-0.080-0.096	0.086-0.107-0.128	0.112-0.140-0.168	0.136-0.170-0.204	0.160-0.200-0.240	0.184-0.230-0.276	0.192-0.240-0.288
0.056-0.070-0.084	0.064-0.080-0.096	0.086-0.107-0.128	0.112-0.140-0.168	0.136-0.170-0.204	0.160-0.200-0.240	0.184-0.230-0.276	0.192-0.240-0.288
0.056-0.070-0.084	0.064-0.080-0.096	0.086-0.107-0.128	0.112-0.140-0.168	0.136-0.170-0.204	0.160-0.200-0.240	0.184-0.230-0.276	0.192-0.240-0.288

CoroDrill® 460

Suministro de refrigerante interior, valores en sistema métrico

7 – 8 × DC

ISO	Núm. MC	Material	Dureza Brinell HB	Velocidad de corte (V_c) m/min DC 3.00 - 20.00mm
P		**Acero no aleado**		(min-start-max)
	P1.1.Z.AN	C = 0,05–0,10 %	125	104-130-156
	P1.1.Z.AN	C = 0,1–0,25%	125	104-130-156
	P1.2.Z.AN	C = 0,25–0,55%	150	88-110-132
	P1.3.Z.AN	C = 0,55–0,80%	170	88-110-132
		Acero de alto cont. en carbono		
	P1.3.Z.AN	Acero de herramientas al carbono	210	88-110-132
		Acero de baja aleación		
	P2.1.Z.AN	No templado	175	88-110-132
	P2.5.Z.HT.1	Endurecido y templado	275	72-90-108
	P2.5.Z.HT.2	Endurecido y templado	350	64-80-96
		Acero de alta aleación		
	P3.0.Z.AN	Recocido	200	80-100-120
	P3.0.Z.HT.1	Acero de herram. templado	300	64-80-96
		Acero fundido		
	P1.5.C.UT	No aleado	150	88-110-132
	P2.6.C.UT	De baja aleación (elementos de aleación ≤5%)	200	80-100-120
M		**Acero inoxidable**		
	M1.0.Z.AQ	Austenítico	200	24-30-36
	M2.0.Z.AQ	Superaustenítico Ni≥20%	200	24-30-36
	M3.1.Z.AQ	Dúplex (austenítico/ferrítico)	230	20-25-30
	M3.2.Z.AQ	Dúplex (austenítico/ferrítico)	260	20-25-30
	M1.0.C.UT	Austenítico	200	24-30-36
	M2.0.C.AQ	Superaustenítico Ni≥20%	200	24-30-36
	M3.1.C.AQ	Dúplex (austenítico/ferrítico)	230	20-25-30
K		**Fundición maleable**		
	K1.1.C.NS	FerríticoPerlítico	200	60-75-90
		Fundición gris		
	K2.1.C.UT	Baja resistencia a la tracción	180	92-115-138
	K2.2.C.UT	Baja resistencia a la tracción	245	92-115-138
	K2.3.C.UT	Baja resistencia a la tracción	175	60-75-90
		Fundición nodular		
	K3.1.C.UT	Ferrítica	155	60-75-90
	K3.2.C.UT	Perlítica	215	60-75-90
	K3.3.C.UT	Perlítica	265	60-75-90
	K3.5.C.UT	Perlítica	190	60-75-90
	K5.1.C.NS	ADI	300	60-75-90
N		**Aleaciones a base de aluminio**		
	N1.2.Z.UT	Comercial puro	60	216-270-324
	N1.2.Z.AG	Aleaciones AlSi, Si ≤ 1%	100	216-270-324
	N1.3.C.UT	Fundida, no envejecida	75	216-270-324
	N1.3.C.AG	Fundición, o fundición y envejecido	90	144-180-216
	N1.4.C.NS	Aleaciones de fundición AlSi, Si ≥ 13%	130	72-90-108
		Aleaciones a base de cobre		
	N3.3.U.UT	Aleaciones para corte sin problemas basadas en cobre (Pb>1%)	110	176-220-264
	N3.1.U.UT	Aleaciones de cobre sin plomo (incl. cobre electrolítico)	100	100-125-150

CoroDrill® 460

Suministro de refrigerante interior, valores en sistema métrico

7 – 8 × DC

Diám. de taladrado, mm							
3	4	6	8	10	12	16	20
Avance f_n mm/r (mín.-inicio-máx.)							
0.080-0.100-0.120	0.092-0.115-0.138	0.1224-0.153-0.1836	0.160-0.200-0.240	0.200-0.250-0.300	0.224-0.280-0.336	0.256-0.320-0.384	0.272-0.340-0.408
0.080-0.100-0.120	0.092-0.115-0.138	0.1224-0.153-0.1836	0.160-0.200-0.240	0.200-0.250-0.300	0.224-0.280-0.336	0.256-0.320-0.384	0.272-0.340-0.408
0.080-0.100-0.120	0.092-0.115-0.138	0.1224-0.153-0.1836	0.160-0.200-0.240	0.200-0.250-0.300	0.224-0.280-0.336	0.256-0.320-0.384	0.272-0.340-0.408
0.080-0.100-0.120	0.092-0.115-0.138	0.1224-0.153-0.1836	0.160-0.200-0.240	0.200-0.250-0.300	0.224-0.280-0.336	0.256-0.320-0.384	0.272-0.340-0.408
0.080-0.100-0.120	0.092-0.115-0.138	0.1224-0.153-0.1836	0.160-0.200-0.240	0.200-0.250-0.300	0.224-0.280-0.336	0.256-0.320-0.384	0.272-0.340-0.408
0.080-0.100-0.120	0.092-0.115-0.138	0.1224-0.153-0.1836	0.160-0.200-0.240	0.200-0.250-0.300	0.224-0.280-0.336	0.256-0.320-0.384	0.272-0.340-0.408
0.104-0.130-0.156	0.120-0.150-0.180	0.160-0.200-0.240	0.208-0.260-0.312	0.264-0.330-0.396	0.304-0.380-0.456	0.344-0.430-0.516	0.360-0.450-0.540
0.080-0.100-0.120	0.092-0.115-0.138	0.1224-0.153-0.1836	0.160-0.200-0.240	0.200-0.250-0.300	0.224-0.280-0.336	0.256-0.320-0.384	0.272-0.340-0.408
0.104-0.130-0.156	0.120-0.150-0.180	0.160-0.200-0.240	0.208-0.260-0.312	0.264-0.330-0.396	0.304-0.380-0.456	0.344-0.430-0.516	0.360-0.450-0.540
0.080-0.100-0.120	0.092-0.115-0.138	0.1224-0.153-0.1836	0.160-0.200-0.240	0.200-0.250-0.300	0.224-0.280-0.336	0.256-0.320-0.384	0.272-0.340-0.408
0.104-0.130-0.156	0.120-0.150-0.180	0.160-0.200-0.240	0.208-0.260-0.312	0.264-0.330-0.396	0.304-0.380-0.456	0.344-0.430-0.516	0.360-0.450-0.540
0.080-0.100-0.120	0.092-0.115-0.138	0.1224-0.153-0.1836	0.160-0.200-0.240	0.200-0.250-0.300	0.224-0.280-0.336	0.256-0.320-0.384	0.272-0.340-0.408
0.080-0.100-0.120	0.092-0.115-0.138	0.1224-0.153-0.1836	0.160-0.200-0.240	0.200-0.250-0.300	0.224-0.280-0.336	0.256-0.320-0.384	0.272-0.340-0.408
0.080-0.100-0.120	0.092-0.115-0.138	0.1224-0.153-0.1836	0.160-0.200-0.240	0.200-0.250-0.300	0.224-0.280-0.336	0.256-0.320-0.384	0.272-0.340-0.408
0.080-0.100-0.120	0.092-0.115-0.138	0.1224-0.153-0.1836	0.160-0.200-0.240	0.200-0.250-0.300	0.224-0.280-0.336	0.256-0.320-0.384	0.272-0.340-0.408
0.080-0.100-0.120	0.092-0.115-0.138	0.1224-0.153-0.1836	0.160-0.200-0.240	0.200-0.250-0.300	0.224-0.280-0.336	0.256-0.320-0.384	0.272-0.340-0.408
0.080-0.100-0.120	0.092-0.115-0.138	0.1224-0.153-0.1836	0.160-0.200-0.240	0.200-0.250-0.300	0.224-0.280-0.336	0.256-0.320-0.384	0.272-0.340-0.408
0.080-0.100-0.120	0.092-0.115-0.138	0.1224-0.153-0.1836	0.160-0.200-0.240	0.200-0.250-0.300	0.224-0.280-0.336	0.256-0.320-0.384	0.272-0.340-0.408
0.104-0.130-0.156	0.120-0.150-0.180	0.160-0.200-0.240	0.208-0.260-0.312	0.264-0.330-0.396	0.304-0.380-0.456	0.344-0.430-0.516	0.360-0.450-0.540
0.104-0.130-0.156	0.120-0.150-0.180	0.160-0.200-0.240	0.208-0.260-0.312	0.264-0.330-0.396	0.304-0.380-0.456	0.344-0.430-0.516	0.360-0.450-0.540
0.080-0.100-0.120	0.092-0.115-0.138	0.1224-0.153-0.1836	0.160-0.200-0.240	0.200-0.250-0.300	0.224-0.280-0.336	0.256-0.320-0.384	0.272-0.340-0.408
0.080-0.100-0.120	0.092-0.115-0.138	0.1224-0.153-0.1836	0.160-0.200-0.240	0.200-0.250-0.300	0.224-0.280-0.336	0.256-0.320-0.384	0.272-0.340-0.408
0.080-0.100-0.120	0.092-0.115-0.138	0.1224-0.153-0.1836	0.160-0.200-0.240	0.200-0.250-0.300	0.224-0.280-0.336	0.256-0.320-0.384	0.272-0.340-0.408
0.080-0.100-0.120	0.092-0.115-0.138	0.1224-0.153-0.1836	0.160-0.200-0.240	0.200-0.250-0.300	0.224-0.280-0.336	0.256-0.320-0.384	0.272-0.340-0.408
0.080-0.100-0.120	0.092-0.115-0.138	0.1224-0.153-0.1836	0.160-0.200-0.240	0.200-0.250-0.300	0.224-0.280-0.336	0.256-0.320-0.384	0.272-0.340-0.408
0.120-0.150-0.180	0.144-0.180-0.216	0.200-0.250-0.300	0.264-0.330-0.396	0.336-0.420-0.504	0.384-0.480-0.576	0.440-0.550-0.660	0.464-0.580-0.696
0.120-0.150-0.180	0.144-0.180-0.216	0.200-0.250-0.300	0.264-0.330-0.396	0.336-0.420-0.504	0.384-0.480-0.576	0.440-0.550-0.660	0.464-0.580-0.696
0.120-0.150-0.180	0.144-0.180-0.216	0.200-0.250-0.300	0.264-0.330-0.396	0.336-0.420-0.504	0.384-0.480-0.576	0.440-0.550-0.660	0.464-0.580-0.696
0.104-0.130-0.156	0.120-0.150-0.180	0.160-0.200-0.240	0.208-0.260-0.312	0.264-0.330-0.396	0.304-0.380-0.456	0.344-0.430-0.516	0.360-0.450-0.540
0.104-0.130-0.156	0.120-0.150-0.180	0.160-0.200-0.240	0.208-0.260-0.312	0.264-0.330-0.396	0.304-0.380-0.456	0.344-0.430-0.516	0.360-0.450-0.540
0.080-0.100-0.120	0.092-0.115-0.138	0.1224-0.153-0.1836	0.160-0.200-0.240	0.200-0.250-0.300	0.224-0.280-0.336	0.256-0.320-0.384	0.272-0.340-0.408
0.080-0.100-0.120	0.092-0.115-0.138	0.1224-0.153-0.1836	0.160-0.200-0.240	0.200-0.250-0.300	0.224-0.280-0.336	0.256-0.320-0.384	0.272-0.340-0.408

CoroDrill® 460

Suministro de refrigerante exterior, valores en sistema métrico

2 – 3 x DC

ISO	Núm. MC	Material	Dureza Brinell HB	Velocidad de corte (V_c) m/min DC 3.00 - 20.00mm
P		**Acero no aleado**		(mín.-inicio-máx.)
	P1.1.Z.AN	C = 0,05–0,10 %	125	80-100-125
	P1.1.Z.AN	C = 0,1–0,25%	125	80-100-125
	P1.2.Z.AN	C = 0,25–0,55%	150	70.4-88-110
	P1.3.Z.AN	C = 0,55–0,80%	170	70.4-88-110
		Acero de alto cont. en carbono		
	P1.3.Z.AN	Acero de herramientas al carbono	210	70.4-88-110
		Acero de baja aleación		
	P2.1.Z.AN	No templado	175	70.4-88-110
	P2.5.Z.HT.1	Endurecido y templado	275	48-60-75
	P2.5.Z.HT.2	Endurecido y templado	350	61.6-52-65
		Acero de alta aleación		
	P3.0.Z.AN	Recocido	200	60.8-76-95
	P3.0.Z.HT.1	Acero de herram. templado	300	41.6-52-65
		Acero fundido		
	P1.5.C.UT	No aleado	150	70.4-88-110
	P2.6.C.UT	Baja aleación (elementos de aleación ≤ 5%)	200	60.8-76-95
M		**Acero inoxidable**		
	M1.0.Z.AQ	Austenítico	200	22.4-28-35
	M2.0.Z.AQ	Superaustenítico Ni≥20%	200	22.4-28-35
	M3.1.Z.AQ	Dúplex (austenítico/ferrítico)	230	19.2-24-30
	M3.2.Z.AQ	Dúplex (austenítico/ferrítico)	260	19.2-24-30
	M1.0.C.UT	Austenítico	200	22.4-28-35
	M2.0.C.AQ	Superaustenítico Ni≥20%	200	22.4-28-35
	M3.1.C.AQ	Dúplex (austenítico/ferrítico)	230	19.2-24-30
K		**Fundición maleable**		
	K1.1.C.NS	FerríticoPerlítico	200	51.2-64-80
		Fundición gris		
	K2.1.C.UT	Baja resistencia a la tracción	180	70.4-88-110
	K2.2.C.UT	Alta resistencia a la tracción	245	70.4-88-110
	K2.3.C.UT	Alta resistencia a la tracción	175	51.2-64-80
		Fundición nodular		
	K3.1.C.UT	Ferrítica	155	51.2-64-80
	K3.2.C.UT	Perlítica	215	51.2-64-80
	K3.3.C.UT	Perlítica	265	51.2-64-80
	K3.5.C.UT	Perlítica	190	51.2-64-80
	K5.1.C.NS	ADI	300	51.2-64-80
N		**Aleaciones a base de aluminio**		
	N1.2.Z.UT	Puro comercial	60	160-200-250
	N1.2.Z.AG	Aleaciones AlSi, Si ≤ 1%	100	160-200-250
	N1.3.C.UT	Fundida, no envejecida	75	160-200-250
	N1.3.C.AG	Fundición, o fundición y envejecido	90	128-160-200
	N1.4.C.NS	Aleaciones de fundición AlSi, Si ≥ 13%	130	96-120-150
		Aleaciones a base de cobre		
	N3.3.U.UT	Aleaciones para corte sin problemas basadas en cobre (Pb>1%)	110	140.8-176-220
	N3.1.U.UT	Aleaciones de cobre sin plomo (incl. cobre electrolítico)	100	80-100-125
S		**Titanio**		
	S4.1.Z.UT		200	32.5-44-55
	S4.2.Z.AN		320	25.6-32-40
	S4.4.Z.AN		330	25.6-32-40
H	H1.1.Z.HA	Acero extra duro: templado y revenido	50HRC	19.2-24-30
	H2.0.C.UT.4	Fundición en coquilla	64HRC	16-20-25

CoroDrill® 460

Suministro de refrigerante exterior, valores en sistema métrico

2 – 3 x DC

Diám. de taladrado, mm							
3	4	6	8	10	12	16	20
Avance f_n mm/r (mín.-inicio-máx.)							
0.104-0.130-0.156	0.120-0.150-0.180	0.160-0.200-0.240	0.208-0.260-0.312	0.264-0.330-0.396	0.304-0.380-0.456	0.344-0.430-0.516	0.360-0.450-0.540
0.104-0.130-0.156	0.120-0.150-0.180	0.160-0.200-0.240	0.208-0.260-0.312	0.264-0.330-0.396	0.304-0.380-0.456	0.344-0.430-0.516	0.360-0.450-0.540
0.104-0.130-0.156	0.120-0.150-0.180	0.160-0.200-0.240	0.208-0.260-0.312	0.264-0.330-0.396	0.304-0.380-0.456	0.344-0.430-0.516	0.360-0.450-0.540
0.104-0.130-0.156	0.120-0.150-0.180	0.160-0.200-0.240	0.208-0.260-0.312	0.264-0.330-0.396	0.304-0.380-0.456	0.344-0.430-0.516	0.360-0.450-0.540
0.104-0.130-0.156	0.120-0.150-0.180	0.160-0.200-0.240	0.208-0.260-0.312	0.264-0.330-0.396	0.304-0.380-0.456	0.344-0.430-0.516	0.360-0.450-0.540
0.104-0.130-0.156	0.120-0.150-0.180	0.160-0.200-0.240	0.208-0.260-0.312	0.264-0.330-0.396	0.304-0.380-0.456	0.344-0.430-0.516	0.360-0.450-0.540
0.080-0.100-0.120	0.092-0.115-0.138	0.122-0.153-0.184	0.160-0.200-0.240	0.200-0.250-0.300	0.224-0.280-0.336	0.256-0.320-0.384	0.272-0.340-0.408
0.056-0.070-0.084	0.064-0.080-0.096	0.086-0.107-0.128	0.112-0.140-0.168	0.136-0.170-0.204	0.160-0.200-0.240	0.184-0.230-0.276	0.192-0.240-0.288
0.080-0.100-0.120	0.092-0.115-0.138	0.122-0.153-0.184	0.160-0.200-0.240	0.200-0.250-0.300	0.224-0.280-0.336	0.256-0.320-0.384	0.272-0.340-0.408
0.056-0.070-0.084	0.064-0.080-0.096	0.086-0.107-0.128	0.112-0.140-0.168	0.136-0.170-0.204	0.160-0.200-0.240	0.184-0.230-0.276	0.192-0.240-0.288
0.104-0.130-0.156	0.120-0.150-0.180	0.160-0.200-0.240	0.208-0.260-0.312	0.264-0.330-0.396	0.304-0.380-0.456	0.344-0.430-0.516	0.360-0.450-0.540
0.080-0.100-0.120	0.092-0.115-0.138	0.122-0.153-0.184	0.160-0.200-0.240	0.200-0.250-0.300	0.224-0.280-0.336	0.256-0.320-0.384	0.272-0.340-0.408
0.032-0.040-0.048	0.04-0.05-0.06	0.056-0.070-0.084	0.072-0.090-0.108	0.088-0.110-0.132	0.104-0.130-0.156	0.136-0.170-0.204	0.152-0.190-0.228
0.032-0.040-0.048	0.04-0.05-0.06	0.056-0.070-0.084	0.072-0.090-0.108	0.088-0.110-0.132	0.104-0.130-0.156	0.136-0.170-0.204	0.152-0.190-0.228
0.032-0.040-0.048	0.04-0.05-0.06	0.056-0.070-0.084	0.072-0.090-0.108	0.088-0.110-0.132	0.104-0.130-0.156	0.136-0.170-0.204	0.152-0.190-0.228
0.032-0.040-0.048	0.04-0.05-0.06	0.056-0.070-0.084	0.072-0.090-0.108	0.088-0.110-0.132	0.104-0.130-0.156	0.136-0.170-0.204	0.152-0.190-0.228
0.032-0.040-0.048	0.04-0.05-0.06	0.056-0.070-0.084	0.072-0.090-0.108	0.088-0.110-0.132	0.104-0.130-0.156	0.136-0.170-0.204	0.152-0.190-0.228
0.032-0.040-0.048	0.04-0.05-0.06	0.056-0.070-0.084	0.072-0.090-0.108	0.088-0.110-0.132	0.104-0.130-0.156	0.136-0.170-0.204	0.152-0.190-0.228
0.032-0.040-0.048	0.04-0.05-0.06	0.056-0.070-0.084	0.072-0.090-0.108	0.088-0.110-0.132	0.104-0.130-0.156	0.136-0.170-0.204	0.152-0.190-0.228
0.08-0.10-0.12	0.092-0.115-0.138	0.122-0.153-0.184	0.16-0.20-0.24	0.20-0.25-0.30	0.224-0.280-0.336	0.256-0.320-0.384	0.272-0.340-0.408
0.104-0.130-0.156	0.12-0.15-0.18	0.16-0.20-0.24	0.208-0.260-0.312	0.264-0.330-0.396	0.304-0.380-0.456	0.344-0.430-0.516	0.36-0.45-0.54
0.104-0.130-0.156	0.12-0.15-0.18	0.16-0.20-0.24	0.208-0.260-0.312	0.264-0.330-0.396	0.304-0.380-0.456	0.344-0.430-0.516	0.36-0.45-0.54
0.08-0.10-0.12	0.092-0.115-0.138	0.122-0.153-0.184	0.16-0.20-0.24	0.20-0.25-0.30	0.224-0.280-0.336	0.256-0.320-0.384	0.272-0.340-0.408
0.08-0.10-0.12	0.092-0.115-0.138	0.122-0.153-0.184	0.16-0.20-0.24	0.20-0.25-0.30	0.224-0.280-0.336	0.256-0.320-0.384	0.272-0.340-0.408
0.08-0.10-0.12	0.092-0.115-0.138	0.122-0.153-0.184	0.16-0.20-0.24	0.20-0.25-0.30	0.224-0.280-0.336	0.256-0.320-0.384	0.272-0.340-0.408
0.08-0.10-0.12	0.092-0.115-0.138	0.122-0.153-0.184	0.16-0.20-0.24	0.20-0.25-0.30	0.224-0.280-0.336	0.256-0.320-0.384	0.272-0.340-0.408
0.08-0.10-0.12	0.092-0.115-0.138	0.122-0.153-0.184	0.16-0.20-0.24	0.20-0.25-0.30	0.224-0.280-0.336	0.256-0.320-0.384	0.272-0.340-0.408
0.104-0.130-0.156	0.12-0.15-0.18	0.16-0.20-0.24	0.208-0.260-0.312	0.264-0.330-0.396	0.304-0.380-0.456	0.344-0.430-0.516	0.36-0.45-0.54
0.104-0.130-0.156	0.12-0.15-0.18	0.16-0.20-0.24	0.208-0.260-0.312	0.264-0.330-0.396	0.304-0.380-0.456	0.344-0.430-0.516	0.36-0.45-0.54
0.104-0.130-0.156	0.12-0.15-0.18	0.16-0.20-0.24	0.208-0.260-0.312	0.264-0.330-0.396	0.304-0.380-0.456	0.344-0.430-0.516	0.36-0.45-0.54
0.08-0.10-0.12	0.092-0.115-0.138	0.122-0.153-0.184	0.16-0.20-0.24	0.20-0.25-0.30	0.224-0.280-0.336	0.256-0.320-0.384	0.272-0.340-0.408
0.08-0.10-0.12	0.092-0.115-0.138	0.122-0.153-0.184	0.16-0.20-0.24	0.20-0.25-0.30	0.224-0.280-0.336	0.256-0.320-0.384	0.272-0.340-0.408
0.08-0.10-0.12	0.092-0.115-0.138	0.122-0.153-0.184	0.16-0.20-0.24	0.20-0.25-0.30	0.224-0.280-0.336	0.256-0.320-0.384	0.272-0.340-0.408
0.08-0.10-0.12	0.092-0.115-0.138	0.122-0.153-0.184	0.16-0.20-0.24	0.20-0.25-0.30	0.224-0.280-0.336	0.256-0.320-0.384	0.272-0.340-0.408
0.056-0.070-0.084	0.064-0.080-0.096	0.086-0.107-0.128	0.112-0.140-0.168	0.136-0.170-0.204	0.16-0.20-0.24	0.184-0.230-0.276	0.192-0.240-0.288
0.032-0.040-0.048	0.04-0.05-0.06	0.056-0.070-0.084	0.072-0.090-0.108	0.088-0.110-0.132	0.104-0.130-0.156	0.136-0.170-0.204	0.152-0.190-0.228
0.032-0.040-0.048	0.04-0.05-0.06	0.056-0.070-0.084	0.072-0.090-0.108	0.088-0.110-0.132	0.104-0.130-0.156	0.136-0.170-0.204	0.152-0.190-0.228
0.056-0.070-0.084	0.064-0.080-0.096	0.086-0.107-0.128	0.112-0.140-0.168	0.136-0.170-0.204	0.16-0.20-0.24	0.184-0.230-0.276	0.192-0.240-0.288
0.056-0.070-0.084	0.064-0.080-0.096	0.086-0.107-0.128	0.112-0.140-0.168	0.136-0.170-0.204	0.16-0.20-0.24	0.184-0.230-0.276	0.192-0.240-0.288

CoroDrill® 460

Suministro de refrigerante exterior, valores en sistema métrico

4 – 5 × DC

ISO	Núm. MC	Material	Dureza Brinell HB	Velocidad de corte (V_c) m/min DC 3.00 - 20.00mm
P		**Acero no aleado**		(mín.-inicio-máx.)
	P1.1.Z.AN	C = 0,05–0,10 %	125	80-100-125
	P1.1.Z.AN	C = 0,1–0,25%	125	80-100-125
	P1.2.Z.AN	C = 0,25–0,55%	150	70.4-88-110
	P1.3.Z.AN	C = 0,55–0,80%	170	70.4-88-110
		Acero de alto cont. en carbono		
	P1.3.Z.AN	Acero de herramientas al carbono	210	70.4-88-110
		Acero de baja aleación		
	P2.1.Z.AN	No templado	175	70.4-88-110
	P2.5.Z.HT.1	Endurecido y templado	275	48-60-75
	P2.5.Z.HT.2	Endurecido y templado	350	41.6-52-65
		Acero de alta aleación		
	P3.0.Z.AN	Recocido	200	60.8-76-95
	P3.0.Z.HT.1	Acero de herram. templado	300	41.6-52-65
		Acero fundido		
	P1.5.C.UT	No aleado	150	70.4-88-110
	P2.6.C.UT	Baja aleación (elementos de aleación ≤ 5%)	200	60.8-76-95
M		**Acero inoxidable**		
	M1.0.Z.AQ	Austenítico	200	22.4-28-35
	M2.0.Z.AQ	Superaustenítico Ni≥20%	200	22.4-28-35
	M3.1.Z.AQ	Dúplex (austenítico/ferrítico)	230	19.2-24-30
	M3.2.Z.AQ	Dúplex (austenítico/ferrítico)	260	19.2-24-30
	M1.0.C.UT	Austenítico	200	22.4-28-35
	M2.0.C.AQ	Superaustenítico Ni≥20%	200	22.4-28-35
	M3.1.C.AQ	Dúplex (austenítico/ferrítico)	230	19.2-24-30
K		**Fundición maleable**		
	K1.1.C.NS	FerríticoPerlítico	200	51.2-64-80
		Fundición gris		
	K2.1.C.UT	Baja resistencia a la tracción	180	70.4-88-110
	K2.2.C.UT	Alta resistencia a la tracción	245	70.4-88-110
	K2.3.C.UT	Alta resistencia a la tracción	175	51.2-64-80
		Fundición nodular		
	K3.1.C.UT	Ferrítica	155	51.2-64-80
	K3.2.C.UT	Perlítica	215	51.2-64-80
	K3.3.C.UT	Perlítica	265	51.2-64-80
	K3.5.C.UT	Perlítica	190	51.2-64-80
	K5.1.C.NS	ADI	300	51.2-64-80
N		**Aleaciones a base de aluminio**		
	N1.2.Z.UT	Puro comercial	60	160-200-250
	N1.2.Z.AG	Aleaciones AlSi, Si ≤ 1%	100	160-200-250
	N1.3.C.UT	Fundida, no envejecida	75	160-200-250
	N1.3.C.AG	Fundición, o fundición y envejecido	90	128-160-200
	N1.4.C.NS	Aleaciones de fundición AlSi, Si ≥ 13%	130	96-120-150
		Aleaciones a base de cobre		
	N3.3.U.UT	Aleaciones para corte sin problemas basadas en cobre (Pb>1%)	110	140.8-176-220
	N3.1.U.UT	Aleaciones de cobre sin plomo (incl. cobre electrolítico)	100	80-100-125
S		**Titanio**		
	S4.1.Z.UT		200	32.5-44-55
	S4.2.Z.AN		320	25.6-32-40
	S4.4.Z.AN		330	25.6-32-40
H	H1.1.Z.HA	Acero extra duro: templado y revenido	50HRC	19.2-24-30
	H2.0.C.UT.4	Fundición en coquilla	64HRC	16-20-25

CoroDrill® 460

Suministro de refrigerante exterior, valores en sistema métrico

4 – 5 × DC

Diám. de taladrado, mm							
3	4	6	8	10	12	16	20
Avance f_n mm/r (mín.-inicio-máx.)							
0.080-0.100-0.120	0.092-0.115-0.184	0.122-0.153-0.184	0.160-0.200-0.240	0.200-0.250-0.300	0.224-0.280-0.384	0.256-0.320-0.384	0.272-0.340-0.408
0.080-0.100-0.120	0.092-0.115-0.184	0.122-0.153-0.184	0.160-0.200-0.240	0.200-0.250-0.300	0.224-0.280-0.384	0.256-0.320-0.384	0.272-0.340-0.408
0.080-0.100-0.120	0.092-0.115-0.184	0.122-0.153-0.184	0.160-0.200-0.240	0.200-0.250-0.300	0.224-0.280-0.384	0.256-0.320-0.384	0.272-0.340-0.408
0.080-0.100-0.120	0.092-0.115-0.184	0.122-0.153-0.184	0.160-0.200-0.240	0.200-0.250-0.300	0.224-0.280-0.384	0.256-0.320-0.384	0.272-0.340-0.408
0.080-0.100-0.120	0.092-0.115-0.184	0.122-0.153-0.184	0.160-0.200-0.240	0.200-0.250-0.300	0.224-0.280-0.384	0.256-0.320-0.384	0.272-0.340-0.408
0.080-0.100-0.120	0.092-0.115-0.184	0.122-0.153-0.184	0.160-0.200-0.240	0.200-0.250-0.300	0.224-0.280-0.384	0.256-0.320-0.384	0.272-0.340-0.408
0.080-0.100-0.120	0.092-0.115-0.184	0.122-0.153-0.184	0.160-0.200-0.240	0.200-0.250-0.300	0.224-0.280-0.384	0.256-0.320-0.384	0.272-0.340-0.408
0.056-0.070-0.084	0.064-0.080-0.096	0.086-0.107-0.128	0.112-0.140-0.168	0.136-0.170-0.204	0.160-0.200-0.240	0.184-0.230-0.276	0.192-0.240-0.288
0.080-0.100-0.120	0.092-0.115-0.138	0.122-0.153-0.184	0.160-0.200-0.240	0.200-0.250-0.300	0.224-0.280-0.336	0.256-0.320-0.384	0.272-0.340-0.408
0.056-0.070-0.084	0.064-0.080-0.096	0.086-0.107-0.128	0.112-0.140-0.168	0.136-0.170-0.204	0.160-0.200-0.240	0.184-0.230-0.276	0.192-0.240-0.288
0.080-0.100-0.120	0.092-0.115-0.138	0.122-0.153-0.184	0.160-0.200-0.240	0.200-0.250-0.300	0.224-0.280-0.336	0.256-0.320-0.384	0.272-0.340-0.408
0.080-0.100-0.120	0.092-0.115-0.138	0.122-0.153-0.184	0.160-0.200-0.240	0.200-0.250-0.300	0.224-0.280-0.336	0.256-0.320-0.384	0.272-0.340-0.408
0.080-0.100-0.120	0.092-0.115-0.138	0.122-0.153-0.184	0.160-0.200-0.240	0.200-0.250-0.300	0.224-0.280-0.336	0.256-0.320-0.384	0.272-0.340-0.408
0.080-0.100-0.120	0.092-0.115-0.138	0.122-0.153-0.184	0.160-0.200-0.240	0.200-0.250-0.300	0.224-0.280-0.336	0.256-0.320-0.384	0.272-0.340-0.408
0.056-0.070-0.084	0.064-0.080-0.096	0.086-0.107-0.128	0.112-0.140-0.168	0.136-0.170-0.204	0.160-0.200-0.240	0.184-0.230-0.276	0.192-0.240-0.288
0.056-0.070-0.084	0.064-0.080-0.096	0.086-0.107-0.128	0.112-0.140-0.168	0.136-0.170-0.204	0.160-0.200-0.240	0.184-0.230-0.276	0.192-0.240-0.288
0.080-0.100-0.120	0.092-0.115-0.138	0.122-0.153-0.184	0.160-0.200-0.240	0.200-0.250-0.300	0.224-0.280-0.336	0.256-0.320-0.384	0.272-0.340-0.408
0.080-0.100-0.120	0.092-0.115-0.138	0.122-0.153-0.184	0.160-0.200-0.240	0.200-0.250-0.300	0.224-0.280-0.336	0.256-0.320-0.384	0.272-0.340-0.408
0.056-0.070-0.084	0.064-0.080-0.096	0.086-0.107-0.128	0.112-0.140-0.168	0.136-0.170-0.204	0.160-0.200-0.240	0.184-0.230-0.276	0.192-0.240-0.288
0.080-0.100-0.120	0.092-0.115-0.138	0.122-0.153-0.184	0.160-0.200-0.240	0.200-0.250-0.300	0.224-0.280-0.336	0.256-0.320-0.384	0.272-0.340-0.408
0.104-0.130-0.156	0.120-0.150-0.180	0.160-0.200-0.240	0.208-0.260-0.312	0.264-0.330-0.396	0.304-0.380-0.456	0.344-0.430-0.516	0.360-0.450-0.540
0.104-0.130-0.156	0.120-0.150-0.180	0.160-0.200-0.240	0.208-0.260-0.312	0.264-0.330-0.396	0.304-0.380-0.456	0.344-0.430-0.516	0.360-0.450-0.540
0.080-0.100-0.120	0.092-0.115-0.138	0.122-0.153-0.184	0.160-0.200-0.240	0.200-0.250-0.300	0.224-0.280-0.336	0.256-0.320-0.384	0.272-0.340-0.408
0.080-0.100-0.120	0.092-0.115-0.138	0.122-0.153-0.184	0.160-0.200-0.240	0.200-0.250-0.300	0.224-0.280-0.336	0.256-0.320-0.384	0.272-0.340-0.408
0.080-0.100-0.120	0.092-0.115-0.138	0.122-0.153-0.184	0.160-0.200-0.240	0.200-0.250-0.300	0.224-0.280-0.336	0.256-0.320-0.384	0.272-0.340-0.408
0.080-0.100-0.120	0.092-0.115-0.138	0.122-0.153-0.184	0.160-0.200-0.240	0.200-0.250-0.300	0.224-0.280-0.336	0.256-0.320-0.384	0.272-0.340-0.408
0.080-0.100-0.120	0.092-0.115-0.138	0.122-0.153-0.184	0.160-0.200-0.240	0.200-0.250-0.300	0.224-0.280-0.336	0.256-0.320-0.384	0.272-0.340-0.408
0.104-0.130-0.156	0.120-0.150-0.180	0.160-0.200-0.240	0.208-0.260-0.312	0.264-0.330-0.396	0.304-0.380-0.456	0.344-0.430-0.516	0.360-0.450-0.540
0.104-0.130-0.156	0.120-0.150-0.180	0.160-0.200-0.240	0.208-0.260-0.312	0.264-0.330-0.396	0.304-0.380-0.456	0.344-0.430-0.516	0.360-0.450-0.540
0.104-0.130-0.156	0.120-0.150-0.180	0.160-0.200-0.240	0.208-0.260-0.312	0.264-0.330-0.396	0.304-0.380-0.456	0.344-0.430-0.516	0.360-0.450-0.540
0.080-0.100-0.120	0.092-0.115-0.138	0.122-0.153-0.184	0.160-0.200-0.240	0.200-0.250-0.300	0.224-0.280-0.336	0.256-0.320-0.384	0.272-0.340-0.408
0.080-0.100-0.120	0.092-0.115-0.138	0.122-0.153-0.184	0.160-0.200-0.240	0.200-0.250-0.300	0.224-0.280-0.336	0.256-0.320-0.384	0.272-0.340-0.408
0.104-0.130-0.156	0.120-0.150-0.180	0.160-0.200-0.240	0.208-0.260-0.312	0.264-0.330-0.396	0.304-0.380-0.456	0.344-0.430-0.516	0.360-0.450-0.540
0.104-0.130-0.156	0.120-0.150-0.180	0.160-0.200-0.240	0.208-0.260-0.312	0.264-0.330-0.396	0.304-0.380-0.456	0.344-0.430-0.516	0.360-0.450-0.540
0.08-0.10-0.12	0.092-0.115-0.138	0.122-0.153-0.184	0.160-0.200-0.240	0.200-0.250-0.300	0.224-0.280-0.336	0.256-0.320-0.384	0.272-0.340-0.408
0.056-0.070-0.084	0.064-0.080-0.096	0.086-0.107-0.128	0.112-0.140-0.168	0.136-0.170-0.204	0.160-0.200-0.240	0.184-0.230-0.276	0.192-0.240-0.288
0.056-0.070-0.084	0.064-0.080-0.096	0.086-0.107-0.128	0.112-0.140-0.168	0.136-0.170-0.204	0.160-0.200-0.240	0.184-0.230-0.276	0.192-0.240-0.288
0.056-0.070-0.084	0.064-0.080-0.096	0.086-0.107-0.128	0.112-0.140-0.168	0.136-0.170-0.204	0.160-0.200-0.240	0.184-0.230-0.276	0.192-0.240-0.288
0.056-0.070-0.084	0.064-0.080-0.096	0.086-0.107-0.128	0.112-0.140-0.168	0.136-0.170-0.204	0.160-0.200-0.240	0.184-0.230-0.276	0.192-0.240-0.288

CoroDrill® 460

Suministro de refrigerante interior, valores en pulgadas

2 – 3 x DC

ISO	Núm. MC	Material	Dureza Brinell HB	Velocidad de corte (V_c) p/min DC .1181 - .7874 inch
P		**Acero no aleado**		(min-start-max)
	P1.1.Z.AN	C = 0,05–0,10 %	125	328-410-492
	P1.1.Z.AN	C = 0,1–0,25%	125	328-410-492
	P1.2.Z.AN	C = 0,25–0,55%	150	289-361-433
	P1.3.Z.AN	C = 0,55–0,80%	170	289-361-433
		Acero de alto cont. en carbono		
	P1.3.Z.AN	Acero de herramientas al carbono	210	289-361-433
		Acero de baja aleación		
	P2.1.Z.AN	No templado	175	289-361-433
	P2.5.Z.HT.1	Endurecido y templado	275	197-246-295
	P2.5.Z.HT.2	Hardened and tempered	350	171-213-256
		Acero de alta aleación		
	P3.0.Z.AN	Recocido	200	249-312-374
	P3.0.Z.HT.1	Acero de herram. templado	300	171-213-256
		Acero fundido		
	P1.5.C.UT	No aleado	150	289-361-433
	P2.6.C.UT	Baja aleación (elementos de aleación ≤ 5%)	200	249-312-374
M		**Acero inoxidable**		
	M1.0.Z.AQ	Austenítico	200	105-131-157
	M2.0.Z.AQ	Superaustenítico Ni≥20%	200	105-131-157
	M3.1.Z.AQ	Dúplex (austenítico/ferrítico)	230	92-115-138
	M3.2.Z.AQ	Dúplex (austenítico/ferrítico)	260	92-115-138
	M1.0.C.UT	Austenítico	200	105-131-157
	M2.0.C.AQ	Superaustenítico Ni≥20%	200	105-131-157
	M3.1.C.AQ	Dúplex (austenítico/ferrítico)	230	92-115-138
K		**Fundición maleable**		
	K1.1.C.NS	FerríticoPerlítico	200	210-262-315
		Fundición gris		
	K2.1.C.UT	Baja resistencia a la tracción	180	289-361-433
	K2.2.C.UT	Alta resistencia a la tracción	245	289-361-433
	K2.3.C.UT	Alta resistencia a la tracción	175	210-262-315
		Fundición nodular		
	K3.1.C.UT	Ferrítica	155	210-262-315
	K3.2.C.UT	Perlítica	215	210-262-315
	K3.3.C.UT	Perlítica	265	210-262-315
	K3.5.C.UT	Perlítica	190	210-262-315
	K5.1.C.NS	ADI	300	210-262-315
N		**Aleaciones a base de aluminio**		
	N1.2.Z.UT	Puro comercial	60	656-820-984
	N1.2.Z.AG	Aleaciones AlSi, Si ≤ 1%	100	656-820-984
	N1.3.C.UT	Fundida, no envejecida	75	656-820-984
	N1.3.C.AG	Fundición, o fundición y envejecido	90	525-656-787
	N1.4.C.NS	Aleaciones de fundición AlSi, Si ≥ 13%	130	394-492-591
		Aleaciones a base de cobre		
	N3.3.U.UT	Aleaciones para corte sin problemas basadas en cobre (Pb>1%)	110	577-722-866
	N3.1.U.UT	Aleaciones de cobre sin plomo (incl. cobre electrolítico)	100	328-410-492
S		**Titanio**		
	S4.1.Z.UT		200	144-180-217
	S4.2.Z.AN		320	105-121-157
	S4.4.Z.AN		330	105-121-157
H	H1.1.Z.HA	Acero extra duro: templado y revenido	50HRC	79-98-118
	H2.0.C.UT.4	Fundición en coquilla	64HRC	66-82-98

CoroDrill® 460

Suministro de refrigerante interior, valores en pulgadas

2 – 3 x DC

Diámetro de broca, pulgadas							
.1181	.1575	.2362	.3150	.3937	.4724	.6299	.7874
Avance f_n pulg./r (mín.-inicio-máx.)							
.0041-.0051-.0061	.0047-.0059-.0071	.0063-.0079-.0094	.0082-.0102-.0123	.0104-.0130-.0156	.0120-.0150-.0180	.0135-.0169-.0203	.0142-.0177-.0213
.0041-.0051-.0061	.0047-.0059-.0071	.0063-.0079-.0094	.0082-.0102-.0123	.0104-.0130-.0156	.0120-.0150-.0180	.0135-.0169-.0203	.0142-.0177-.0213
.0041-.0051-.0061	.0047-.0059-.0071	.0063-.0079-.0094	.0082-.0102-.0123	.0104-.0130-.0156	.0120-.0150-.0180	.0135-.0169-.0203	.0142-.0177-.0213
.0041-.0051-.0061	.0047-.0059-.0071	.0063-.0079-.0094	.0082-.0102-.0123	.0104-.0130-.0156	.0120-.0150-.0180	.0135-.0169-.0203	.0142-.0177-.0213
.0041-.0051-.0061	.0047-.0059-.0071	.0063-.0079-.0094	.0082-.0102-.0123	.0104-.0130-.0156	.0120-.0150-.0180	.0135-.0169-.0203	.0142-.0177-.0213
.0041-.0051-.0061	.0047-.0059-.0071	.0063-.0079-.0094	.0082-.0102-.0123	.0104-.0130-.0156	.0120-.0150-.0180	.0135-.0169-.0203	.0142-.0177-.0213
.0031-.0039-.0047	.0036-.0045-.0054	.0048-.0060-.0072	.0063-.0079-.0094	.0079-.0098-.0118	.0088-.0110-.0132	.0101-.0126-.0151	.0107-.0134-.0161
.0022-.0028-.0033	.0025-.0031-.0038	.0034-.0042-.0051	.0044-.0055-.0066	.0054-.0067-.0080	.0063-.0079-.0094	.0072-.0091-.0109	.0076-.0094-.0113
.0031-.0039-.0047	.0036-.0045-.0054	.0048-.0060-.0072	.0063-.0079-.0094	.0079-.0098-.0118	.0088-.0110-.0132	.0101-.0126-.0151	.0107-.0134-.0161
.0022-.0028-.0033	.0025-.0031-.0038	.0034-.0042-.0051	.0044-.0055-.0066	.0054-.0067-.0080	.0063-.0079-.0094	.0072-.0091-.0109	.0076-.0094-.0113
.0041-.0051-.0061	.0047-.0059-.0071	.0063-.0079-.0094	.0082-.0102-.0123	.0104-.0130-.0156	.0120-.0150-.0180	.0135-.0169-.0203	.0142-.0177-.0213
.0031-.0039-.0047	.0036-.0045-.0054	.0048-.0060-.0072	.0063-.0079-.0094	.0079-.0098-.0118	.0088-.0110-.0132	.0101-.0126-.0151	.0107-.0134-.0161
.0031-.0039-.0047	.0036-.0045-.0054	.0048-.0060-.0072	.0063-.0079-.0094	.0079-.0098-.0118	.0088-.0110-.0132	.0101-.0126-.0151	.0107-.0134-.0161
.0022-.0028-.0033	.0025-.0031-.0038	.0034-.0042-.0051	.0044-.0055-.0066	.0054-.0067-.0080	.0063-.0079-.0094	.0072-.0091-.0109	.0076-.0094-.0113
.0022-.0028-.0033	.0025-.0031-.0038	.0034-.0042-.0051	.0044-.0055-.0066	.0054-.0067-.0080	.0063-.0079-.0094	.0072-.0091-.0109	.0076-.0094-.0113
.0031-.0039-.0047	.0036-.0045-.0054	.0048-.0060-.0072	.0063-.0079-.0094	.0079-.0098-.0118	.0088-.0110-.0132	.0101-.0126-.0151	.0107-.0134-.0161
.0031-.0039-.0047	.0036-.0045-.0054	.0048-.0060-.0072	.0063-.0079-.0094	.0079-.0098-.0118	.0088-.0110-.0132	.0101-.0126-.0151	.0107-.0134-.0161
.0022-.0028-.0033	.0025-.0031-.0038	.0034-.0042-.0051	.0044-.0055-.0066	.0054-.0067-.0080	.0063-.0079-.0094	.0072-.0091-.0109	.0076-.0094-.0113
.0031-.0039-.0047	.0036-.0045-.0054	.0048-.0060-.0072	.0063-.0079-.0094	.0079-.0098-.0118	.0088-.0110-.0132	.0101-.0126-.0151	.0107-.0134-.0161
.0041-.0051-.0061	.0047-.0059-.0071	.0063-.0079-.0094	.0082-.0102-.0123	.0104-.0130-.0156	.0120-.0150-.0180	.0135-.0169-.0203	.0142-.0177-.0213
.0041-.0051-.0061	.0047-.0059-.0071	.0063-.0079-.0094	.0082-.0102-.0123	.0104-.0130-.0156	.0120-.0150-.0180	.0135-.0169-.0203	.0142-.0177-.0213
.0031-.0039-.0047	.0036-.0045-.0054	.0048-.0060-.0072	.0063-.0079-.0094	.0079-.0098-.0118	.0088-.0110-.0132	.0101-.0126-.0151	.0107-.0134-.0161
.0031-.0039-.0047	.0036-.0045-.0054	.0048-.0060-.0072	.0063-.0079-.0094	.0079-.0098-.0118	.0088-.0110-.0132	.0101-.0126-.0151	.0107-.0134-.0161
.0031-.0039-.0047	.0036-.0045-.0054	.0048-.0060-.0072	.0063-.0079-.0094	.0079-.0098-.0118	.0088-.0110-.0132	.0101-.0126-.0151	.0107-.0134-.0161
.0031-.0039-.0047	.0036-.0045-.0054	.0048-.0060-.0072	.0063-.0079-.0094	.0079-.0098-.0118	.0088-.0110-.0132	.0101-.0126-.0151	.0107-.0134-.0161
.0031-.0039-.0047	.0036-.0045-.0054	.0048-.0060-.0072	.0063-.0079-.0094	.0079-.0098-.0118	.0088-.0110-.0132	.0101-.0126-.0151	.0107-.0134-.0161
.0041-.0051-.0061	.0047-.0059-.0071	.0063-.0079-.0094	.0082-.0102-.0123	.0104-.0130-.0156	.0120-.0150-.0180	.0135-.0169-.0203	.0142-.0177-.0213
.0041-.0051-.0061	.0047-.0059-.0071	.0063-.0079-.0094	.0082-.0102-.0123	.0104-.0130-.0156	.0120-.0150-.0180	.0135-.0169-.0203	.0142-.0177-.0213
.0041-.0051-.0061	.0047-.0059-.0071	.0063-.0079-.0094	.0082-.0102-.0123	.0104-.0130-.0156	.0120-.0150-.0180	.0135-.0169-.0203	.0142-.0177-.0213
.0031-.0039-.0047	.0036-.0045-.0054	.0048-.0060-.0072	.0063-.0079-.0094	.0079-.0098-.0118	.0088-.0110-.0132	.0101-.0126-.0151	.0107-.0134-.0161
.0031-.0039-.0047	.0036-.0045-.0054	.0048-.0060-.0072	.0063-.0079-.0094	.0079-.0098-.0118	.0088-.0110-.0132	.0101-.0126-.0151	.0107-.0134-.0161
.0041-.0051-.0061	.0047-.0059-.0071	.0063-.0079-.0094	.0082-.0102-.0123	.0104-.0130-.0156	.0120-.0150-.0180	.0135-.0169-.0203	.0142-.0177-.0213
.0041-.0051-.0061	.0047-.0059-.0071	.0063-.0079-.0094	.0082-.0102-.0123	.0104-.0130-.0156	.0120-.0150-.0180	.0135-.0169-.0203	.0142-.0177-.0213
.0031-.0039-.0047	.0036-.0045-.0054	.0048-.0060-.0072	.0063-.0079-.0094	.0079-.0098-.0118	.0088-.0110-.0132	.0101-.0126-.0151	.0107-.0134-.0161
.0022-.0028-.0033	.0025-.0031-.0038	.0034-.0042-.0051	.0044-.0055-.0066	.0054-.0067-.0080	.0063-.0079-.0094	.0072-.0091-.0109	.0076-.0094-.0113
.0022-.0028-.0033	.0025-.0031-.0038	.0034-.0042-.0051	.0044-.0055-.0066	.0054-.0067-.0080	.0063-.0079-.0094	.0072-.0091-.0109	.0076-.0094-.0113
.0022-.0028-.0033	.0025-.0031-.0038	.0034-.0042-.0051	.0044-.0055-.0066	.0054-.0067-.0080	.0063-.0079-.0094	.0072-.0091-.0109	.0076-.0094-.0113
.0022-.0028-.0033	.0025-.0031-.0038	.0034-.0042-.0051	.0044-.0055-.0066	.0054-.0067-.0080	.0063-.0079-.0094	.0072-.0091-.0109	.0076-.0094-.0113

CoroDrill® 460

Suministro de refrigerante interior, valores en pulgadas

4 – 5 × DC

ISO	Núm. MC	Material	Dureza Brinell HB	Velocidad de corte (V_c) p/min DC .1181 - .7874 inch
P		**Acero no aleado**		(min-start-max)
	P1.1.Z.AN	C = 0,05–0,10 %	125	328-410-492
	P1.1.Z.AN	C = 0,1–0,25%	125	328-410-492
	P1.2.Z.AN	C = 0,25–0,55%	150	289-361-433
	P1.3.Z.AN	C = 0,55–0,80%	170	289-361-433
		Acero de alto cont. en carbono		
	P1.3.Z.AN	Acero de herramientas al carbono	210	289-361-433
		Acero de baja aleación		
	P2.1.Z.AN	No templado	175	289-361-433
	P2.5.Z.HT.1	Endurecido y templado	275	197-246-295
	P2.5.Z.HT.2	Hardened and tempered	350	171-213-256
		Acero de alta aleación		
	P3.0.Z.AN	Recocido	200	249-312-374
	P3.0.Z.HT.1	Acero de herram. templado	300	171-213-256
		Acero fundido		
	P1.5.C.UT	No aleado	150	289-361-433
	P2.6.C.UT	Baja aleación (elementos de aleación ≤ 5%)	200	249-312-374
M		**Acero inoxidable**		
	M1.0.Z.AQ	Austenítico	200	105-131-157
	M2.0.Z.AQ	Superaustenítico Ni≥20%	200	105-131-157
	M3.1.Z.AQ	Dúplex (austenítico/ferrítico)	230	92-115-138
	M3.2.Z.AQ	Dúplex (austenítico/ferrítico)	260	92-115-138
	M1.0.C.UT	Austenítico	200	105-131-157
	M2.0.C.AQ	Superaustenítico Ni≥20%	200	105-131-157
	M3.1.C.AQ	Dúplex (austenítico/ferrítico)	230	92-115-138
K		**Fundición maleable**		
	K1.1.C.NS	FerríticoPerlítico	200	210-262-315
		Fundición gris		
	K2.1.C.UT	Baja resistencia a la tracción	180	289-361-433
	K2.2.C.UT	Alta resistencia a la tracción	245	289-361-433
	K2.3.C.UT	Alta resistencia a la tracción	175	210-262-315
		Fundición nodular		
	K3.1.C.UT	Ferrítica	155	210-262-315
	K3.2.C.UT	Perlítica	215	210-262-315
	K3.3.C.UT	Perlítica	265	210-262-315
	K3.5.C.UT	Perlítica	190	210-262-315
	K5.1.C.NS	ADI	300	210-262-315
N		**Aleaciones a base de aluminio**		
	N1.2.Z.UT	Puro comercial	60	656-820-984
	N1.2.Z.AG	Aleaciones AlSi, Si ≤ 1%	100	656-820-984
	N1.3.C.UT	Fundida, no envejecida	75	656-820-984
	N1.3.C.AG	Fundición, o fundición y envejecido	90	525-656-787
	N1.4.C.NS	Aleaciones de fundición AlSi, Si ≥ 13%	130	394-492-591
		Aleaciones a base de cobre		
	N3.3.U.UT	Aleaciones para corte sin problemas basadas en cobre (Pb>1%)	110	577-722-866
	N3.1.U.UT	Aleaciones de cobre sin plomo (incl. cobre electrolítico)	100	328-410-492
S		**Titanio**		
	S4.1.Z.UT		200	144-180-217
	S4.2.Z.AN		320	105-121-157
	S4.4.Z.AN		330	105-121-157
H	H1.1.Z.HA	Acero extra duro: templado y revenido	50HRC	79-98-118
	H2.0.C.UT.4	Fundición en coquilla	64HRC	66-82-98

CoroDrill® 460

Suministro de refrigerante interior, valores en pulgadas

4 – 5 × DC

Diámetro de broca, pulgadas							
.1181	.1575	.2362	.3150	.3937	.4724	.6299	.7874
Avance f_n pulg./r (mín.-inicio-máx.)							
.0031-.0039-.0047	.0036-.0045-.0054	.0048-.0060-.0072	.0063-.0079-.0094	.0079-.0098-.0118	.0088-.0110-.0132	.0101-.0126-.0151	.0107-.0134-.0161
.0031-.0039-.0047	.0036-.0045-.0054	.0048-.0060-.0072	.0063-.0079-.0094	.0079-.0098-.0118	.0088-.0110-.0132	.0101-.0126-.0151	.0107-.0134-.0161
.0031-.0039-.0047	.0036-.0045-.0054	.0048-.0060-.0072	.0063-.0079-.0094	.0079-.0098-.0118	.0088-.0110-.0132	.0101-.0126-.0151	.0107-.0134-.0161
.0031-.0039-.0047	.0036-.0045-.0054	.0048-.0060-.0072	.0063-.0079-.0094	.0079-.0098-.0118	.0088-.0110-.0132	.0101-.0126-.0151	.0107-.0134-.0161
.0031-.0039-.0047	.0036-.0045-.0054	.0048-.0060-.0072	.0063-.0079-.0094	.0079-.0098-.0118	.0088-.0110-.0132	.0101-.0126-.0151	.0107-.0134-.0161
.0031-.0039-.0047	.0036-.0045-.0054	.0048-.0060-.0072	.0063-.0079-.0094	.0079-.0098-.0118	.0088-.0110-.0132	.0101-.0126-.0151	.0107-.0134-.0161
.0022-.0028-.0033	.0025-.0031-.0038	.0034-.0042-.0051	.0044-.0055-.0066	.0054-.0067-.0080	.0063-.0079-.0094	.0072-.0091-.0109	.0076-.0094-.0113
.0031-.0039-.0047	.0036-.0045-.0054	.0048-.0060-.0072	.0063-.0079-.0094	.0079-.0098-.0118	.0088-.0110-.0132	.0101-.0126-.0151	.0107-.0134-.0161
.0022-.0028-.0033	.0025-.0031-.0038	.0034-.0042-.0051	.0044-.0055-.0066	.0054-.0067-.0080	.0063-.0079-.0094	.0072-.0091-.0109	.0076-.0094-.0113
.0031-.0039-.0047	.0036-.0045-.0054	.0048-.0060-.0072	.0063-.0079-.0094	.0079-.0098-.0118	.0088-.0110-.0132	.0101-.0126-.0151	.0107-.0134-.0161
.0031-.0039-.0047	.0036-.0045-.0054	.0048-.0060-.0072	.0063-.0079-.0094	.0079-.0098-.0118	.0088-.0110-.0132	.0101-.0126-.0151	.0107-.0134-.0161
.0031-.0039-.0047	.0036-.0045-.0054	.0048-.0060-.0072	.0063-.0079-.0094	.0079-.0098-.0118	.0088-.0110-.0132	.0101-.0126-.0151	.0107-.0134-.0161
.0031-.0039-.0047	.0036-.0045-.0054	.0048-.0060-.0072	.0063-.0079-.0094	.0079-.0098-.0118	.0088-.0110-.0132	.0101-.0126-.0151	.0107-.0134-.0161
.0022-.0028-.0033	.0025-.0031-.0038	.0034-.0042-.0051	.0044-.0055-.0066	.0054-.0067-.0080	.0063-.0079-.0094	.0072-.0091-.0109	.0076-.0094-.0113
.0031-.0039-.0047	.0036-.0045-.0054	.0048-.0060-.0072	.0063-.0079-.0094	.0079-.0098-.0118	.0088-.0110-.0132	.0101-.0126-.0151	.0107-.0134-.0161
.0041-.0051-.0061	.0047-.0059-.0071	.0063-.0079-.0094	.0082-.0102-.0123	.0104-.0130-.0156	.0120-.0150-.0180	.0135-.0169-.0203	.0142-.0177-.0213
.0041-.0051-.0061	.0047-.0059-.0071	.0063-.0079-.0094	.0082-.0102-.0123	.0104-.0130-.0156	.0120-.0150-.0180	.0135-.0169-.0203	.0142-.0177-.0213
.0031-.0039-.0047	.0036-.0045-.0054	.0048-.0060-.0072	.0063-.0079-.0094	.0079-.0098-.0118	.0088-.0110-.0132	.0101-.0126-.0151	.0107-.0134-.0161
.0031-.0039-.0047	.0036-.0045-.0054	.0048-.0060-.0072	.0063-.0079-.0094	.0079-.0098-.0118	.0088-.0110-.0132	.0101-.0126-.0151	.0107-.0134-.0161
.0031-.0039-.0047	.0036-.0045-.0054	.0048-.0060-.0072	.0063-.0079-.0094	.0079-.0098-.0118	.0088-.0110-.0132	.0101-.0126-.0151	.0107-.0134-.0161
.0031-.0039-.0047	.0036-.0045-.0054	.0048-.0060-.0072	.0063-.0079-.0094	.0079-.0098-.0118	.0088-.0110-.0132	.0101-.0126-.0151	.0107-.0134-.0161
.0031-.0039-.0047	.0036-.0045-.0054	.0048-.0060-.0072	.0063-.0079-.0094	.0079-.0098-.0118	.0088-.0110-.0132	.0101-.0126-.0151	.0107-.0134-.0161
.0041-.0051-.0061	.0047-.0059-.0071	.0063-.0079-.0094	.0082-.0102-.0123	.0104-.0130-.0156	.0120-.0150-.0180	.0135-.0169-.0203	.0142-.0177-.0213
.0041-.0051-.0061	.0047-.0059-.0071	.0063-.0079-.0094	.0082-.0102-.0123	.0104-.0130-.0156	.0120-.0150-.0180	.0135-.0169-.0203	.0142-.0177-.0213
.0041-.0051-.0061	.0047-.0059-.0071	.0063-.0079-.0094	.0082-.0102-.0123	.0104-.0130-.0156	.0120-.0150-.0180	.0135-.0169-.0203	.0142-.0177-.0213
.0031-.0039-.0047	.0036-.0045-.0054	.0048-.0060-.0072	.0063-.0079-.0094	.0079-.0098-.0118	.0088-.0110-.0132	.0101-.0126-.0151	.0107-.0134-.0161
.0031-.0039-.0047	.0036-.0045-.0054	.0048-.0060-.0072	.0063-.0079-.0094	.0079-.0098-.0118	.0088-.0110-.0132	.0101-.0126-.0151	.0107-.0134-.0161
.0041-.0051-.0061	.0047-.0059-.0071	.0063-.0079-.0094	.0082-.0102-.0123	.0104-.0130-.0156	.0120-.0150-.0180	.0135-.0169-.0203	.0142-.0177-.0213
.0041-.0051-.0061	.0047-.0059-.0071	.0063-.0079-.0094	.0082-.0102-.0123	.0104-.0130-.0156	.0120-.0150-.0180	.0135-.0169-.0203	.0142-.0177-.0213
.0031-.0039-.0047	.0036-.0045-.0054	.0048-.0060-.0072	.0063-.0079-.0094	.0079-.0098-.0118	.0088-.0110-.0132	.0101-.0126-.0151	.0107-.0134-.0161
.0022-.0028-.0033	.0025-.0031-.0038	.0034-.0042-.0051	.0044-.0055-.0066	.0054-.0067-.0080	.0063-.0079-.0094	.0072-.0091-.0109	.0076-.0094-.0113
.0022-.0028-.0033	.0025-.0031-.0038	.0034-.0042-.0051	.0044-.0055-.0066	.0054-.0067-.0080	.0063-.0079-.0094	.0072-.0091-.0109	.0076-.0094-.0113
.0022-.0028-.0033	.0025-.0031-.0038	.0034-.0042-.0051	.0044-.0055-.0066	.0054-.0067-.0080	.0063-.0079-.0094	.0072-.0091-.0109	.0076-.0094-.0113
.0022-.0028-.0033	.0025-.0031-.0038	.0034-.0042-.0051	.0044-.0055-.0066	.0054-.0067-.0080	.0063-.0079-.0094	.0072-.0091-.0109	.0076-.0094-.0113

CoroDrill® 460

Suministro de refrigerante interior, valores en pulgadas

7 – 8 × DC

ISO	Núm. MC	Material	Dureza Brinell HB	Velocidad de corte (V_c) p/min DC .1181 - .7874 inch
P		**Acero no aleado**		(mín.-inicio-máx.)
	P1.1.Z.AN	C = 0,05–0,10 %	125	341-427-512
	P1.1.Z.AN	C = 0,1–0,25%	125	341-427-512
	P1.2.Z.AN	C = 0,25–0,55%	150	289-361-433
	P1.3.Z.AN	C = 0,55–0,80%	170	289-361-433
		Acero de alto cont. en carbono		
	P1.3.Z.AN	Acero de herramientas al carbono	210	289-361-433
		Acero de baja aleación		
	P2.1.Z.AN	No templado	175	289-361-433
	P2.5.Z.HT.1	Endurecido y templado	275	236-295-354
	P2.5.Z.HT.2	Endurecido y templado	350	210-262-315
		Acero de alta aleación		
	P3.0.Z.AN	Recocido	200	262-328-394
	P3.0.Z.HT.1	Acero de herram. templado	300	210-262-315
		Acero fundido		
	P1.5.C.UT	No aleado	150	289-361-433
	P2.6.C.UT	De baja aleación (elementos de aleación ≤5%)	200	262-328-394
M		**Acero inoxidable**		
	M1.0.Z.AQ	Austenítico	200	79-98-118
	M2.0.Z.AQ	Superaustenítico Ni≥20%	200	79-98-118
	M3.1.Z.AQ	Dúplex (austenítico/ferrítico)	230	66-82-98
	M3.2.Z.AQ	Dúplex (austenítico/ferrítico)	260	66-82-98
	M1.0.C.UT	Austenítico	200	79-98-118
	M2.0.C.AQ	Superaustenítico Ni≥20%	200	79-98-118
	M3.1.C.AQ	Dúplex (austenítico/ferrítico)	230	66-82-98
K		**Fundición maleable**		
	K1.1.C.NS	FerríticoPerlítico	200	197-246-295
		Fundición gris		
	K2.1.C.UT	Baja resistencia a la tracción	180	302-377-453
	K2.2.C.UT	Alta resistencia a la tracción	245	302-377-453
	K2.3.C.UT	Alta resistencia a la tracción	175	197-246-295
		Fundición nodular		
	K3.1.C.UT	Ferrítica	155	197-246-295
	K3.2.C.UT	Perlítica	215	197-246-295
	K3.3.C.UT	Perlítica	265	197-246-295
	K3.5.C.UT	Perlítica	190	197-246-295
	K5.1.C.NS	ADI	300	197-246-295
N		**Aleaciones a base de aluminio**		
	N1.2.Z.UT	Comercial puro	60	709-886-1063
	N1.2.Z.AG	Aleaciones AlSi, Si ≤ 1%	100	709-886-1063
	N1.3.C.UT	Fundida, no envejecida	75	709-886-1063
	N1.3.C.AG	Fundición, o fundición y envejecido	90	472-591-709
	N1.4.C.NS	Aleaciones de fundición AlSi, Si ≥ 13%	130	236-295-354
		Aleaciones a base de cobre		
	N3.3.U.UT	Aleaciones para corte sin problemas basadas en cobre (Pb>1%)	110	577-722-866
	N3.1.U.UT	Aleaciones de cobre sin plomo (incl. cobre electrolítico)	100	328-410-492

CoroDrill® 460

Suministro de refrigerante interior, valores en pulgadas

7 – 8 × DC

Diámetro de broca, pulgadas							
.1181	.1575	.2362	.3150	.3937	.4724	.6299	.7874
Avance f_n pulg./r (mín.-inicio-máx.)							
.0031-.0039-.0047	.0036-.0045-.0054	.0048-.0060-.0072	.0063-.0079-.0094	.0079-.0098-.0118	.0088-.0110-.0132	.0101-.0126-.0151	.0107-.0134-.0161
.0031-.0039-.0047	.0036-.0045-.0054	.0048-.0060-.0072	.0063-.0079-.0094	.0079-.0098-.0118	.0088-.0110-.0132	.0101-.0126-.0151	.0107-.0134-.0161
.0031-.0039-.0047	.0036-.0045-.0054	.0048-.0060-.0072	.0063-.0079-.0094	.0079-.0098-.0118	.0088-.0110-.0132	.0101-.0126-.0151	.0107-.0134-.0161
.0031-.0039-.0047	.0036-.0045-.0054	.0048-.0060-.0072	.0063-.0079-.0094	.0079-.0098-.0118	.0088-.0110-.0132	.0101-.0126-.0151	.0107-.0134-.0161
.0031-.0039-.0047	.0036-.0045-.0054	.0048-.0060-.0072	.0063-.0079-.0094	.0079-.0098-.0118	.0088-.0110-.0132	.0101-.0126-.0151	.0107-.0134-.0161
.0031-.0039-.0047	.0036-.0045-.0054	.0048-.0060-.0072	.0063-.0079-.0094	.0079-.0098-.0118	.0088-.0110-.0132	.0101-.0126-.0151	.0107-.0134-.0161
.0041-.0051-.0061	.0047-.0059-.0071	.0063-.0079-.0094	.0082-.0102-.0123	.0104-.0130-.0156	.0120-.0150-.0180	.0135-.0169-.0203	.0142-.0177-.0213
.0031-.0039-.0047	.0036-.0045-.0054	.0048-.0060-.0072	.0063-.0079-.0094	.0079-.0098-.0118	.0088-.0110-.0132	.0101-.0126-.0151	.0107-.0134-.0161
.0041-.0051-.0061	.0047-.0059-.0071	.0063-.0079-.0094	.0082-.0102-.0123	.0104-.0130-.0156	.0120-.0150-.0180	.0135-.0169-.0203	.0142-.0177-.0213
.0031-.0039-.0047	.0036-.0045-.0054	.0048-.0060-.0072	.0063-.0079-.0094	.0079-.0098-.0118	.0088-.0110-.0132	.0101-.0126-.0151	.0107-.0134-.0161
.0031-.0039-.0047	.0036-.0045-.0054	.0048-.0060-.0072	.0063-.0079-.0094	.0079-.0098-.0118	.0088-.0110-.0132	.0101-.0126-.0151	.0107-.0134-.0161
.0041-.0051-.0061	.0047-.0059-.0071	.0063-.0079-.0094	.0082-.0102-.0123	.0104-.0130-.0156	.0120-.0150-.0180	.0135-.0169-.0203	.0142-.0177-.0213
.0031-.0039-.0047	.0036-.0045-.0054	.0048-.0060-.0072	.0063-.0079-.0094	.0079-.0098-.0118	.0088-.0110-.0132	.0101-.0126-.0151	.0107-.0134-.0161
.0031-.0039-.0047	.0036-.0045-.0054	.0048-.0060-.0072	.0063-.0079-.0094	.0079-.0098-.0118	.0088-.0110-.0132	.0101-.0126-.0151	.0107-.0134-.0161
.0031-.0039-.0047	.0036-.0045-.0054	.0048-.0060-.0072	.0063-.0079-.0094	.0079-.0098-.0118	.0088-.0110-.0132	.0101-.0126-.0151	.0107-.0134-.0161
.0031-.0039-.0047	.0036-.0045-.0054	.0048-.0060-.0072	.0063-.0079-.0094	.0079-.0098-.0118	.0088-.0110-.0132	.0101-.0126-.0151	.0107-.0134-.0161
.0031-.0039-.0047	.0036-.0045-.0054	.0048-.0060-.0072	.0063-.0079-.0094	.0079-.0098-.0118	.0088-.0110-.0132	.0101-.0126-.0151	.0107-.0134-.0161
.0031-.0039-.0047	.0036-.0045-.0054	.0048-.0060-.0072	.0063-.0079-.0094	.0079-.0098-.0118	.0088-.0110-.0132	.0101-.0126-.0151	.0107-.0134-.0161
.0031-.0039-.0047	.0036-.0045-.0054	.0048-.0060-.0072	.0063-.0079-.0094	.0079-.0098-.0118	.0088-.0110-.0132	.0101-.0126-.0151	.0107-.0134-.0161
.0041-.0051-.0061	.0047-.0059-.0071	.0063-.0079-.0094	.0082-.0102-.0123	.0104-.0130-.0156	.0120-.0150-.0180	.0135-.0169-.0203	.0142-.0177-.0213
.0041-.0051-.0061	.0047-.0059-.0071	.0063-.0079-.0094	.0082-.0102-.0123	.0104-.0130-.0156	.0120-.0150-.0180	.0135-.0169-.0203	.0142-.0177-.0213
.0031-.0039-.0047	.0036-.0045-.0054	.0048-.0060-.0072	.0063-.0079-.0094	.0079-.0098-.0118	.0088-.0110-.0132	.0101-.0126-.0151	.0107-.0134-.0161
.0031-.0039-.0047	.0036-.0045-.0054	.0048-.0060-.0072	.0063-.0079-.0094	.0079-.0098-.0118	.0088-.0110-.0132	.0101-.0126-.0151	.0107-.0134-.0161
.0031-.0039-.0047	.0036-.0045-.0054	.0048-.0060-.0072	.0063-.0079-.0094	.0079-.0098-.0118	.0088-.0110-.0132	.0101-.0126-.0151	.0107-.0134-.0161
.0031-.0039-.0047	.0036-.0045-.0054	.0048-.0060-.0072	.0063-.0079-.0094	.0079-.0098-.0118	.0088-.0110-.0132	.0101-.0126-.0151	.0107-.0134-.0161
.0031-.0039-.0047	.0036-.0045-.0054	.0048-.0060-.0072	.0063-.0079-.0094	.0079-.0098-.0118	.0088-.0110-.0132	.0101-.0126-.0151	.0107-.0134-.0161
.0047-.0059-.0071	.0057-.0071-.0085	.0079-.0098-.0118	.0104-.0130-.0156	.0132-.0165-.0198	.0151-.0189-.0227	.0173-.0217-.0260	.0183-.0228-.0274
.0047-.0059-.0071	.0057-.0071-.0085	.0079-.0098-.0118	.0104-.0130-.0156	.0132-.0165-.0198	.0151-.0189-.0227	.0173-.0217-.0260	.0183-.0228-.0274
.0047-.0059-.0071	.0057-.0071-.0085	.0079-.0098-.0118	.0104-.0130-.0156	.0132-.0165-.0198	.0151-.0189-.0227	.0173-.0217-.0260	.0183-.0228-.0274
.0041-.0051-.0061	.0047-.0059-.0071	.0063-.0079-.0094	.0082-.0102-.0123	.0104-.0130-.0156	.0120-.0150-.0180	.0135-.0169-.0203	.0142-.0177-.0213
.0041-.0051-.0061	.0047-.0059-.0071	.0063-.0079-.0094	.0082-.0102-.0123	.0104-.0130-.0156	.0120-.0150-.0180	.0135-.0169-.0203	.0142-.0177-.0213
.0031-.0039-.0047	.0036-.0045-.0054	.0048-.0060-.0072	.0063-.0079-.0094	.0079-.0098-.0118	.0088-.0110-.0132	.0101-.0126-.0151	.0107-.0134-.0161
.0031-.0039-.0047	.0036-.0045-.0054	.0048-.0060-.0072	.0063-.0079-.0094	.0079-.0098-.0118	.0088-.0110-.0132	.0101-.0126-.0151	.0107-.0134-.0161

CoroDrill® 460

Suministro de refrigerante exterior, valores en pulgadas

2 – 3 x DC

ISO	Núm. MC	Material	Dureza Brinell HB	Velocidad de corte (V_c) p/min DC .1181 - .7874 inch
P		**Acero no aleado**		(min-start-max)
	P1.1.Z.AN	C = 0,05–0,10 %	125	262-328-410
	P1.1.Z.AN	C = 0,1–0,25%	125	262-328-410
	P1.2.Z.AN	C = 0,25–0,55%	150	289-361-433
	P1.3.Z.AN	C = 0,55–0,80%	170	231-289-361
		Acero de alto cont. en carbono		
	P1.3.Z.AN	Acero de herramientas al carbono	210	231-289-361
		Acero de baja aleación		
	P2.1.Z.AN	No templado	175	231-289-361
	P2.5.Z.HT.1	Endurecido y templado	275	157-197-246
	P2.5.Z.HT.2	Hardened and tempered	350	136-171-213
		Acero de alta aleación		
	P3.0.Z.AN	Recocido	200	199-249-312
	P3.0.Z.HT.1	Acero de herram. templado	300	136-171-213
		Acero fundido		
	P1.5.C.UT	No aleado	150	231-289-361
	P2.6.C.UT	Baja aleación (elementos de aleación ≤ 5%)	200	199-249-312
M		**Acero inoxidable**		
	M1.0.Z.AQ	Austenítico	200	73-92-115
	M2.0.Z.AQ	Superaustenítico Ni≥20%	200	73-92-115
	M3.1.Z.AQ	Dúplex (austenítico/ferrítico)	230	63-79-98
	M3.2.Z.AQ	Dúplex (austenítico/ferrítico)	260	63-79-98
	M1.0.C.UT	Austenítico	200	73-92-115
	M2.0.C.AQ	Superaustenítico Ni≥20%	200	73-92-115
	M3.1.C.AQ	Dúplex (austenítico/ferrítico)	230	63-79-98
K		**Fundición maleable**		
	K1.1.C.NS	FerríticoPerlítico	200	168-210-262
		Fundición gris		
	K2.1.C.UT	Baja resistencia a la tracción	180	231-289-361
	K2.2.C.UT	Alta resistencia a la tracción	245	231-289-361
	K2.3.C.UT	Alta resistencia a la tracción	175	168-210-262
		Fundición nodular		
	K3.1.C.UT	Ferrítica	155	168-210-262
	K3.2.C.UT	Perlítica	215	168-210-262
	K3.3.C.UT	Perlítica	265	168-210-262
	K3.5.C.UT	Perlítica	190	210-262-315
	K5.1.C.NS	ADI	300	168-210-262
N		**Aleaciones a base de aluminio**		
	N1.2.Z.UT	Puro comercial	60	525-656-820
	N1.2.Z.AG	Aleaciones AlSi, Si ≤ 1%	100	525-656-820
	N1.3.C.UT	Fundida, no envejecida	75	525-656-820
	N1.3.C.AG	Fundición, o fundición y envejecido	90	420-525-656
	N1.4.C.NS	Aleaciones de fundición AlSi, Si ≥ 13%	130	315-394-492
		Aleaciones a base de cobre		
	N3.3.U.UT	Aleaciones para corte sin problemas basadas en cobre (Pb>1%)	110	462-577-722
	N3.1.U.UT	Aleaciones de cobre sin plomo (incl. cobre electrolítico)	100	262-328-410
S		**Titanio**		
	S4.1.Z.UT		200	115-144-180
	S4.2.Z.AN		320	84-105-131
	S4.4.Z.AN		330	84-105-131
H	H1.1.Z.HA	Acero extra duro: templado y revenido	50HRC	63-79-98
	H2.0.C.UT.4	Fundición en coquilla	64HRC	52-66-82

CoroDrill® 460

Suministro de refrigerante exterior, valores en pulgadas

2 – 3 x DC

Diámetro de broca, pulgadas							
.1181	.1575	.2362	.3150	.3937	.4724	.6299	.7874
Avance f_n pulg./r (mín.-inicio-máx.)							
.0041-.0051-.0061	.0047-.0059-.0071	.0063-.0079-.0094	.0082-.0102-.0123	.0104-.0130-.0156	.0120-.0150-.0180	.0135-.0169-.0203	.0142-.0177-.0213
.0041-.0051-.0061	.0047-.0059-.0071	.0063-.0079-.0094	.0082-.0102-.0123	.0104-.0130-.0156	.0120-.0150-.0180	.0135-.0169-.0203	.0142-.0177-.0213
.0041-.0051-.0061	.0047-.0059-.0071	.0063-.0079-.0094	.0082-.0102-.0123	.0104-.0130-.0156	.0120-.0150-.0180	.0135-.0169-.0203	.0142-.0177-.0213
.0041-.0051-.0061	.0047-.0059-.0071	.0063-.0079-.0094	.0082-.0102-.0123	.0104-.0130-.0156	.0120-.0150-.0180	.0135-.0169-.0203	.0142-.0177-.0213
.0041-.0051-.0061	.0047-.0059-.0071	.0063-.0079-.0094	.0082-.0102-.0123	.0104-.0130-.0156	.0120-.0150-.0180	.0135-.0169-.0203	.0142-.0177-.0213
.0041-.0051-.0061	.0047-.0059-.0071	.0063-.0079-.0094	.0082-.0102-.0123	.0104-.0130-.0156	.0120-.0150-.0180	.0135-.0169-.0203	.0142-.0177-.0213
.0031-.0039-.0047	.0036-.0045-.0054	.0048-.0060-.0072	.0063-.0079-.0094	.0079-.0098-.0118	.0088-.0110-.0132	.0101-.0126-.0151	.0107-.0134-.0161
.0022-.0028-.0033	.0025-.0031-.0038	.0034-.0042-.0051	.0044-.0055-.0066	.0054-.0067-.0080	.0063-.0079-.0094	.0072-.0091-.0109	.0076-.0094-.0113
.0031-.0039-.0047	.0036-.0045-.0054	.0048-.0060-.0072	.0063-.0079-.0094	.0079-.0098-.0118	.0088-.0110-.0132	.0101-.0126-.0151	.0107-.0134-.0161
.0022-.0028-.0033	.0025-.0031-.0038	.0034-.0042-.0051	.0044-.0055-.0066	.0054-.0067-.0080	.0063-.0079-.0094	.0072-.0091-.0109	.0076-.0094-.0113
.0041-.0051-.0061	.0047-.0059-.0071	.0063-.0079-.0094	.0082-.0102-.0123	.0104-.0130-.0156	.0120-.0150-.0180	.0135-.0169-.0203	.0142-.0177-.0213
.0031-.0039-.0047	.0036-.0045-.0054	.0048-.0060-.0072	.0063-.0079-.0094	.0079-.0098-.0118	.0088-.0110-.0132	.0101-.0126-.0151	.0107-.0134-.0161
.0031-.0039-.0047	.0036-.0045-.0054	.0048-.0060-.0072	.0063-.0079-.0094	.0079-.0098-.0118	.0088-.0110-.0132	.0101-.0126-.0151	.0107-.0134-.0161
.0022-.0028-.0033	.0025-.0031-.0038	.0034-.0042-.0051	.0044-.0055-.0066	.0054-.0067-.0080	.0063-.0079-.0094	.0072-.0091-.0109	.0076-.0094-.0113
.0022-.0028-.0033	.0025-.0031-.0038	.0034-.0042-.0051	.0044-.0055-.0066	.0054-.0067-.0080	.0063-.0079-.0094	.0072-.0091-.0109	.0076-.0094-.0113
.0031-.0039-.0047	.0036-.0045-.0054	.0048-.0060-.0072	.0063-.0079-.0094	.0079-.0098-.0118	.0088-.0110-.0132	.0101-.0126-.0151	.0107-.0134-.0161
.0031-.0039-.0047	.0036-.0045-.0054	.0048-.0060-.0072	.0063-.0079-.0094	.0079-.0098-.0118	.0088-.0110-.0132	.0101-.0126-.0151	.0107-.0134-.0161
.0022-.0028-.0033	.0025-.0031-.0038	.0034-.0042-.0051	.0044-.0055-.0066	.0054-.0067-.0080	.0063-.0079-.0094	.0072-.0091-.0109	.0076-.0094-.0113
.0031-.0039-.0047	.0036-.0045-.0054	.0048-.0060-.0072	.0063-.0079-.0094	.0079-.0098-.0118	.0088-.0110-.0132	.0101-.0126-.0151	.0107-.0134-.0161
.0041-.0051-.0061	.0047-.0059-.0071	.0063-.0079-.0094	.0082-.0102-.0123	.0104-.0130-.0156	.0120-.0150-.0180	.0135-.0169-.0203	.0142-.0177-.0213
.0041-.0051-.0061	.0047-.0059-.0071	.0063-.0079-.0094	.0082-.0102-.0123	.0104-.0130-.0156	.0120-.0150-.0180	.0135-.0169-.0203	.0142-.0177-.0213
.0031-.0039-.0047	.0036-.0045-.0054	.0048-.0060-.0072	.0063-.0079-.0094	.0079-.0098-.0118	.0088-.0110-.0132	.0101-.0126-.0151	.0107-.0134-.0161
.0031-.0039-.0047	.0036-.0045-.0054	.0048-.0060-.0072	.0063-.0079-.0094	.0079-.0098-.0118	.0088-.0110-.0132	.0101-.0126-.0151	.0107-.0134-.0161
.0031-.0039-.0047	.0036-.0045-.0054	.0048-.0060-.0072	.0063-.0079-.0094	.0079-.0098-.0118	.0088-.0110-.0132	.0101-.0126-.0151	.0107-.0134-.0161
.0031-.0039-.0047	.0036-.0045-.0054	.0048-.0060-.0072	.0063-.0079-.0094	.0079-.0098-.0118	.0088-.0110-.0132	.0101-.0126-.0151	.0107-.0134-.0161
.0031-.0039-.0047	.0036-.0045-.0054	.0048-.0060-.0072	.0063-.0079-.0094	.0079-.0098-.0118	.0088-.0110-.0132	.0101-.0126-.0151	.0107-.0134-.0161
.0041-.0051-.0061	.0047-.0059-.0071	.0063-.0079-.0094	.0082-.0102-.0123	.0104-.0130-.0156	.0120-.0150-.0180	.0135-.0169-.0203	.0142-.0177-.0213
.0041-.0051-.0061	.0047-.0059-.0071	.0063-.0079-.0094	.0082-.0102-.0123	.0104-.0130-.0156	.0120-.0150-.0180	.0135-.0169-.0203	.0142-.0177-.0213
.0041-.0051-.0061	.0047-.0059-.0071	.0063-.0079-.0094	.0082-.0102-.0123	.0104-.0130-.0156	.0120-.0150-.0180	.0135-.0169-.0203	.0142-.0177-.0213
.0031-.0039-.0047	.0036-.0045-.0054	.0048-.0060-.0072	.0063-.0079-.0094	.0079-.0098-.0118	.0088-.0110-.0132	.0101-.0126-.0151	.0107-.0134-.0161
.0031-.0039-.0047	.0036-.0045-.0054	.0048-.0060-.0072	.0063-.0079-.0094	.0079-.0098-.0118	.0088-.0110-.0132	.0101-.0126-.0151	.0107-.0134-.0161
.0041-.0051-.0061	.0047-.0059-.0071	.0063-.0079-.0094	.0082-.0102-.0123	.0104-.0130-.0156	.0120-.0150-.0180	.0135-.0169-.0203	.0142-.0177-.0213
.0041-.0051-.0061	.0047-.0059-.0071	.0063-.0079-.0094	.0082-.0102-.0123	.0104-.0130-.0156	.0120-.0150-.0180	.0135-.0169-.0203	.0142-.0177-.0213
.0031-.0039-.0047	.0036-.0045-.0054	.0048-.0060-.0072	.0063-.0079-.0094	.0079-.0098-.0118	.0088-.0110-.0132	.0101-.0126-.0151	.0107-.0134-.0161
.0022-.0028-.0033	.0025-.0031-.0038	.0034-.0042-.0051	.0044-.0055-.0066	.0054-.0067-.0080	.0063-.0079-.0094	.0072-.0091-.0109	.0076-.0094-.0113
.0022-.0028-.0033	.0025-.0031-.0038	.0034-.0042-.0051	.0044-.0055-.0066	.0054-.0067-.0080	.0063-.0079-.0094	.0072-.0091-.0109	.0076-.0094-.0113
.0022-.0028-.0033	.0025-.0031-.0038	.0034-.0042-.0051	.0044-.0055-.0066	.0054-.0067-.0080	.0063-.0079-.0094	.0072-.0091-.0109	.0076-.0094-.0113
.0022-.0028-.0033	.0025-.0031-.0038	.0034-.0042-.0051	.0044-.0055-.0066	.0054-.0067-.0080	.0063-.0079-.0094	.0072-.0091-.0109	.0076-.0094-.0113

CoroDrill® 460

Suministro de refrigerante exterior, valores en pulgadas

4 – 5 × DC

ISO	Núm. MC	Material	Dureza Brinell HB	Velocidad de corte (V_c) p/min DC .1181 - .7874 inch
P		**Acero no aleado**		(min-start-max)
	P1.1.Z.AN	C = 0,05–0,10 %	125	262-328-410
	P1.1.Z.AN	C = 0,1–0,25%	125	262-328-410
	P1.2.Z.AN	C = 0,25–0,55%	150	289-361-433
	P1.3.Z.AN	C = 0,55–0,80%	170	231-289-361
		Acero de alto cont. en carbono		
	P1.3.Z.AN	Acero de herramientas al carbono	210	231-289-361
		Acero de baja aleación		
	P2.1.Z.AN	No templado	175	231-289-361
	P2.5.Z.HT.1	Endurecido y templado	275	157-197-246
	P2.5.Z.HT.2	Hardened and tempered	350	136-171-213
		Acero de alta aleación		
	P3.0.Z.AN	Recocido	200	199-249-312
	P3.0.Z.HT.1	Acero de herram. templado	300	136-171-213
		Acero fundido		
	P1.5.C.UT	No aleado	150	231-289-361
	P2.6.C.UT	Baja aleación (elementos de aleación ≤ 5%)	200	199-249-312
M		**Acero inoxidable**		
	M1.0.Z.AQ	Austenítico	200	73-92-115
	M2.0.Z.AQ	Superaustenítico Ni≥20%	200	73-92-115
	M3.1.Z.AQ	Dúplex (austenítico/ferrítico)	230	63-79-98
	M3.2.Z.AQ	Dúplex (austenítico/ferrítico)	260	63-79-98
	M1.0.C.UT	Austenítico	200	73-92-115
	M2.0.C.AQ	Superaustenítico Ni≥20%	200	73-92-115
	M3.1.C.AQ	Dúplex (austenítico/ferrítico)	230	63-79-98
K		**Fundición maleable**		
	K1.1.C.NS	FerríticoPerlítico	200	168-210-262
		Fundición gris		
	K2.1.C.UT	Baja resistencia a la tracción	180	231-289-361
	K2.2.C.UT	Alta resistencia a la tracción	245	231-289-361
	K2.3.C.UT	Alta resistencia a la tracción	175	168-210-262
		Fundición nodular		
	K3.1.C.UT	Ferrítica	155	168-210-262
	K3.2.C.UT	Perlítica	215	168-210-262
	K3.3.C.UT	Perlítica	265	168-210-262
	K3.5.C.UT	Perlítica	190	168-210-262
	K5.1.C.NS	ADI	300	168-210-262
N		**Aleaciones a base de aluminio**		
	N1.2.Z.UT	Puro comercial	60	525-656-820
	N1.2.Z.AG	Aleaciones AlSi, Si ≤ 1%	100	525-656-820
	N1.3.C.UT	Fundida, no envejecida	75	525-656-820
	N1.3.C.AG	Fundición, o fundición y envejecido	90	420-525-656
	N1.4.C.NS	Aleaciones de fundición AlSi, Si ≥ 13%	130	315-394-492
		Aleaciones a base de cobre		
	N3.3.U.UT	Aleaciones para corte sin problemas basadas en cobre (Pb>1%)	110	462-577-722
	N3.1.U.UT	Aleaciones de cobre sin plomo (incl. cobre electrolítico)	100	262-328-410
S		**Titanio**		
	S4.1.Z.UT		200	115-144-180
	S4.2.Z.AN		320	84-105-131
	S4.4.Z.AN		330	84-105-131
H	H1.1.Z.HA	Acero extra duro: templado y revenido	50HRC	63-79-98
	H2.0.C.UT.4	Fundición en coquilla	64HRC	52-66-82

CoroDrill® 460

Suministro de refrigerante exterior, valores en pulgadas

4 – 5 × DC

Diámetro de broca, pulgadas							
.1181	.1575	.2362	.3150	.3937	.4724	.6299	.7874
Avance f_n pulg./r (mín.-inicio-máx.)							
.0031-.0039-.0047	.0036-.0045-.0054	.0048-.0060-.0072	.0063-.0079-.0094	.0079-.0098-.0118	.0088-.0110-.0132	.0101-.0126-.0151	.0107-.0134-.0161
.0031-.0039-.0047	.0036-.0045-.0054	.0048-.0060-.0072	.0063-.0079-.0094	.0079-.0098-.0118	.0088-.0110-.0132	.0101-.0126-.0151	.0107-.0134-.0161
.0031-.0039-.0047	.0036-.0045-.0054	.0048-.0060-.0072	.0063-.0079-.0094	.0079-.0098-.0118	.0088-.0110-.0132	.0101-.0126-.0151	.0107-.0134-.0161
.0031-.0039-.0047	.0036-.0045-.0054	.0048-.0060-.0072	.0063-.0079-.0094	.0079-.0098-.0118	.0088-.0110-.0132	.0101-.0126-.0151	.0107-.0134-.0161
.0031-.0039-.0047	.0036-.0045-.0054	.0048-.0060-.0072	.0063-.0079-.0094	.0079-.0098-.0118	.0088-.0110-.0132	.0101-.0126-.0151	.0107-.0134-.0161
.0031-.0039-.0047	.0036-.0045-.0054	.0048-.0060-.0072	.0063-.0079-.0094	.0079-.0098-.0118	.0088-.0110-.0132	.0101-.0126-.0151	.0107-.0134-.0161
.0031-.0039-.0047	.0036-.0045-.0054	.0048-.0060-.0072	.0063-.0079-.0094	.0079-.0098-.0118	.0088-.0110-.0132	.0101-.0126-.0151	.0107-.0134-.0161
.0022-.0028-.0033	.0025-.0031-.0038	.0034-.0042-.0051	.0044-.0055-.0066	.0054-.0067-.0080	.0063-.0079-.0094	.0072-.0091-.0109	.0076-.0094-.0113
.0031-.0039-.0047	.0036-.0045-.0054	.0048-.0060-.0072	.0063-.0079-.0094	.0079-.0098-.0118	.0088-.0110-.0132	.0101-.0126-.0151	.0107-.0134-.0161
.0022-.0028-.0033	.0025-.0031-.0038	.0034-.0042-.0051	.0044-.0055-.0066	.0054-.0067-.0080	.0063-.0079-.0094	.0072-.0091-.0109	.0076-.0094-.0113
.0031-.0039-.0047	.0036-.0045-.0054	.0048-.0060-.0072	.0063-.0079-.0094	.0079-.0098-.0118	.0088-.0110-.0132	.0101-.0126-.0151	.0107-.0134-.0161
.0031-.0039-.0047	.0036-.0045-.0054	.0048-.0060-.0072	.0063-.0079-.0094	.0079-.0098-.0118	.0088-.0110-.0132	.0101-.0126-.0151	.0107-.0134-.0161
.0031-.0039-.0047	.0036-.0045-.0054	.0048-.0060-.0072	.0063-.0079-.0094	.0079-.0098-.0118	.0088-.0110-.0132	.0101-.0126-.0151	.0107-.0134-.0161
.0031-.0039-.0047	.0036-.0045-.0054	.0048-.0060-.0072	.0063-.0079-.0094	.0079-.0098-.0118	.0088-.0110-.0132	.0101-.0126-.0151	.0107-.0134-.0161
.0022-.0028-.0033	.0025-.0031-.0038	.0034-.0042-.0051	.0044-.0055-.0066	.0054-.0067-.0080	.0063-.0079-.0094	.0072-.0091-.0109	.0076-.0094-.0113
.0031-.0039-.0047	.0036-.0045-.0054	.0048-.0060-.0072	.0063-.0079-.0094	.0079-.0098-.0118	.0088-.0110-.0132	.0101-.0126-.0151	.0107-.0134-.0161
.0041-.0051-.0061	.0047-.0059-.0071	.0063-.0079-.0094	.0082-.0102-.0123	.0104-.0130-.0156	.0120-.0150-.0180	.0135-.0169-.0203	.0142-.0177-.0213
.0041-.0051-.0061	.0047-.0059-.0071	.0063-.0079-.0094	.0082-.0102-.0123	.0104-.0130-.0156	.0120-.0150-.0180	.0135-.0169-.0203	.0142-.0177-.0213
.0031-.0039-.0047	.0036-.0045-.0054	.0048-.0060-.0072	.0063-.0079-.0094	.0079-.0098-.0118	.0088-.0110-.0132	.0101-.0126-.0151	.0107-.0134-.0161
.0031-.0039-.0047	.0036-.0045-.0054	.0048-.0060-.0072	.0063-.0079-.0094	.0079-.0098-.0118	.0088-.0110-.0132	.0101-.0126-.0151	.0107-.0134-.0161
.0031-.0039-.0047	.0036-.0045-.0054	.0048-.0060-.0072	.0063-.0079-.0094	.0079-.0098-.0118	.0088-.0110-.0132	.0101-.0126-.0151	.0107-.0134-.0161
.0031-.0039-.0047	.0036-.0045-.0054	.0048-.0060-.0072	.0063-.0079-.0094	.0079-.0098-.0118	.0088-.0110-.0132	.0101-.0126-.0151	.0107-.0134-.0161
.0031-.0039-.0047	.0036-.0045-.0054	.0048-.0060-.0072	.0063-.0079-.0094	.0079-.0098-.0118	.0088-.0110-.0132	.0101-.0126-.0151	.0107-.0134-.0161
.0041-.0051-.0061	.0047-.0059-.0071	.0063-.0079-.0094	.0082-.0102-.0123	.0104-.0130-.0156	.0120-.0150-.0180	.0135-.0169-.0203	.0142-.0177-.0213
.0041-.0051-.0061	.0047-.0059-.0071	.0063-.0079-.0094	.0082-.0102-.0123	.0104-.0130-.0156	.0120-.0150-.0180	.0135-.0169-.0203	.0142-.0177-.0213
.0041-.0051-.0061	.0047-.0059-.0071	.0063-.0079-.0094	.0082-.0102-.0123	.0104-.0130-.0156	.0120-.0150-.0180	.0135-.0169-.0203	.0142-.0177-.0213
.0031-.0039-.0047	.0036-.0045-.0054	.0048-.0060-.0072	.0063-.0079-.0094	.0079-.0098-.0118	.0088-.0110-.0132	.0101-.0126-.0151	.0107-.0134-.0161
.0031-.0039-.0047	.0036-.0045-.0054	.0048-.0060-.0072	.0063-.0079-.0094	.0079-.0098-.0118	.0088-.0110-.0132	.0101-.0126-.0151	.0107-.0134-.0161
.0041-.0051-.0061	.0047-.0059-.0071	.0063-.0079-.0094	.0082-.0102-.0123	.0104-.0130-.0156	.0120-.0150-.0180	.0135-.0169-.0203	.0142-.0177-.0213
.0041-.0051-.0061	.0047-.0059-.0071	.0063-.0079-.0094	.0082-.0102-.0123	.0104-.0130-.0156	.0120-.0150-.0180	.0135-.0169-.0203	.0142-.0177-.0213
.0031-.0039-.0047	.0036-.0045-.0054	.0048-.0060-.0072	.0063-.0079-.0094	.0079-.0098-.0118	.0088-.0110-.0132	.0101-.0126-.0151	.0107-.0134-.0161
.0022-.0028-.0033	.0025-.0031-.0038	.0034-.0042-.0051	.0044-.0055-.0066	.0054-.0067-.0080	.0063-.0079-.0094	.0072-.0091-.0109	.0076-.0094-.0113
.0022-.0028-.0033	.0025-.0031-.0038	.0034-.0042-.0051	.0044-.0055-.0066	.0054-.0067-.0080	.0063-.0079-.0094	.0072-.0091-.0109	.0076-.0094-.0113
.0022-.0028-.0033	.0025-.0031-.0038	.0034-.0042-.0051	.0044-.0055-.0066	.0054-.0067-.0080	.0063-.0079-.0094	.0072-.0091-.0109	.0076-.0094-.0113
.0022-.0028-.0033	.0025-.0031-.0038	.0034-.0042-.0051	.0044-.0055-.0066	.0054-.0067-.0080	.0063-.0079-.0094	.0072-.0091-.0109	.0076-.0094-.0113

Broca de punta de metal duro soldado Coromant Delta

Valores métricos

ISO	N.º CMC	Material	Dureza Brinell HB	Calidad	Velocidad de corte *vc* m/min	Diám. de taladrado, mm 9.50-14 Avance f_n mm/r	14.01-17 Avance f_n mm/r	17.01-30.40 Avance f_n mm/r
P		**Acero no aleado**						
	01.0	No templado 0,05-0,10% C	80-170	P20	75-100	0.14-0.22	0.15-0.25	0.18-0.31
	01.1	No templado 0,10-0,25% C	90-200					
	01.2	No templado 0,25-0,55% C	125-225		70-90	0.15-0.23	0.18-0.26	0.20-0.30
	01.3	No templado 0,55-0,80% C	150-225					
	01.4	Acero de alto contenido en carbono y acero de herramientas	180-225					
		Acero de baja aleación						
	02.1	No templado	150-260	P20	55-90	0.14-0.22	0.18-0.26	0.20-0.28
	02.2	Templado	220-400		35-65	0.14-0.22	0.15-0.25	0.18-0.26
		Acero de alta aleación						
	03.11	Recocido	150-250	P20	40-70	0.15-0.20	0.18-0.25	0.20-0.27
	03.22	Acero templado	250-400		40-60	0.15-0.20	0.17-0.20	0.18-0.24
		Acero fundido						
	06.1	No aleado	90-225	P20	70-90	0.17-0.23	0.19-0.25	0.20-0.26
	06.2	Baja aleación (elementos de aleación ≤ 5%)	150-250		50-75	0.15-0.21	0.17-0.23	0.19-0.25
M		**Acero inoxidable**						
	05.11	Ferrítico, martensítico Cr 13-25%	150-270	K20	25-55	0.14-0.21	0.17-0.24	0.18-0.27
		Acero inoxidable						
	05.21	Austenítico Ni > 8%, 18-25% Cr	150-270	K20	25-55	0.14-0.20[1)]	0.16-0.23[1)]	0.19-0.25[1)]
K		**Fundición maleable**						
	07.1	Ferrítica (viruta corta)	110-145	K20	75-120	0.15-0.26	0.18-0.30	0.21-0.39
	07.2	Perlítica (viruta larga)	150-270		75-110	0.15-0.25	0.16-0.29	0.18-0.35
		Fundición gris						
	08.1	Baja resistencia a la tracción	150-220	K20	85-115	0.19-0.31	0.23-0.39	0.26-0.46
	08.2	Alta resistencia a la tracción	200-330		55-100	0.19-0.30	0.24-0.36	0.28-0.44
		Fundición nodular						
	09.1	Ferrítica	125-230	K20	65-105	0.16-0.26	0.20-0.35	0.23-0.41
	09.2	Perlítica	200-300		55-95	0.15-0.25	0.18-0.33	0.21-0.39
H		**Acero extraduro**						
	04.1	Endurecido y templado	*HRC* 43-47 47-60	P20	25-40 15-30	0.10-0.15	0.12-0.17	0.15-0.20
N		**Aleaciones de aluminio**						
	30.12	Forjadas, tratadas en solución y envejecidas	75-150	K20	95-150	0.21-0.33	0.18-0.41	0.18-0.41
	30.21	Fundición	40-100					
		Cobre y aleaciones de cobre						
	33.1	Aleac. de fácil mecaniz. (Pb ≥ 1%)	50-160	K20	45-150	0.16-0.29	0.20-0.35	0.25-0.44
	33.2	Latón y bronces al plomo (Pb ≤ 1%)						

1) Si resulta difícil conseguir un buen control de viruta con los datos de corte recomendados, reducir el avance hasta 0,08 - 0,10 mm/rev.

Broca de punta de metal duro soldado Coromant Delta

Valores en pulgadas

ISO	N.º CMC	Material	Dureza Brinell HB	Calidad	Velocidad de corte v_c pies/min	Diámetro de taladrado		
						9,50-14 mm (0,374-0,551 pulg.)	14,01-17 mm (0,552-0,669 pulg.)	17,01 -30,40 mm (0,670-1,197 pulg.)
						Avance f_n pulg/rev		
P		**Acero no aleado**						
	01.0	No templado 0,05-0,10% C	80-170	P20	250-330	.006-.009	.006-.010	.007-.012
	01.1	No templado 0,10-0,25% C	90-200					
	01.2	No templado 0,25-0,55% C	125-225		220-300	.006-.009	.007-.010	.008-.012
	01.3	No templado 0,55-0,80% C	150-225					
	01.4	Acero de alto contenido en carbono y acero de herramientas	180-225					
		Acero de baja aleación						
	02.1	No templado	150-260	P20	180-300	.006-.009	.007-.010	.008-.011
	02.2	Templado	220-400		120-220	.006-.009	.006-.010	.007-.010
		Acero de alta aleación						
	03.11	Recocido	150-250	P20	120-220	.006-.008	.007-.010	.008-.011
	03.22	Acero templado	250-400		120-190	.006-.008	.007-.009	.007-.009
		Acero fundido						
	06.1	No aleado	90-225	P20	220-300	.007-.009	.007-.010	.008-.010
	06.2	Baja aleación (elementos de aleación ≤ 5%)	150-250		150-240	.006-.008	.007-.009	.007-.010
M		**Acero inoxidable**						
	05.11	Ferrítico, martensítico Cr 13-25%	150-270	K20	80-180	.006-.008	.007-.009	.007-.011
		Acero inoxidable						
	05.21	Austenítico Ni > 8%, 18-25% Cr	150-270	K20	80-180	.006-.008[1)]	.006-.009[1)]	.007-.010[1)]
K		**Fundición maleable**						
	07.1	Ferrítica (viruta corta)	110-145	K20	240-390	.006-.010	.007-.012	.008-.015
	07.2	Perlítica (viruta larga)	150-270		240-370	.006-.010	.006-.011	.007-.014
		Fundición gris						
	08.1	Baja resistencia a la tracción	150-220	K20	270-380	.009-.012	.009-.015	.010-.018
	08.2	Alta resistencia a la tracción	200-330		180-330	.009-.012	.009-.014	.011-.017
		Fundición nodular						
	09.1	Ferrítica	125-230	K20	210-350	.006-.010	.008-.014	.009-.016
	09.2	Perlítica	200-300		180-310	.006-.010	.007-.013	.008-.015
H		**Acero extraduro**						
	04.1	Endurecido y templado	*HRC*	P20	80-130	.004-.006	.005-.007	.006-.008
			43-47		50-100			
			47-60					
N		**Aleaciones de aluminio**						
	30.12	Forjadas, tratadas en solución y envejecidas	75-150	K20	310-490	.008-.013	.007-.016	.007-.016
	30.21	Fundición	40-100					
		Cobre y aleaciones de cobre						
	33.1	Aleac. de fácil mecaniz. (Pb ≥ 1%)	50-160	K20	150-490	.006-.011	.008-.014	.010-.017
	33.2	Latón y bronces al plomo (Pb ≤ 1%)						

1) Si resulta difícil conseguir un buen control de viruta con los datos de corte recomendados, reducir el avance hasta 0,08 - 0,10 mm/rev.

Calidades para brocas enterizas

P

GC1220 (HC) – P25 (P10-P30)
Sustrato de metal duro de grano fino con excelente combinación de dureza y tenacidad. Incorpora un recubrimiento de PVD con 3-5 micras de nanocapa de TiAlN que ofrece una seguridad muy buena de la línea del filo. Calidad de primera elección para producción mixta en todo tipo de materiales.
GC1020 (HC) – P25 (P10-P30)
Calidad con recubrimiento PVD para taladrado en la mayor parte de materiales. Sustrato de metal duro de grano fino con recubrimiento de TiCN+TiN. Amplia área de aplicación
P20 (HC) – P20 (P10-P30)
Recubrimiento de PVD, TiN en sustrato resistente al desgaste. Aplicaciones de acero generales.
H10F (HW) – P25 (P15-P35)
Calidad de metal duro de grano fino sin recubrimiento con buena resistencia del filo. Adecuada para taladrado en la mayor parte de materiales con velocidad y avance reducidos.
GC4234 (HC) – P20 (P10-P30)
Sustrato de metal duro de grano fino con excelente combinación de dureza y tenacidad. Tiene un recubrimiento PVD con 3-5 micras de nanocapa de TiAlN, que ofrece muy buena seguridad de la línea del filo.
GC34 (HC) – P30 (P15-P35)
Sustrato de metal duro de grano fino combinado con una capa de recubrimiento nanoestructurado de PVD de TiAlN. Ofrece una seguridad de la línea del filo muy buena, así como gran dureza y tenacidad en esta calidad. El recubrimiento proporciona una superficie suave para una excelente evacuación de las virutas. Una buena elección para la producción mixta en todo tipo de materiales.

K

GC 1210 (HC) – K15 (K10-K25)
Sustrato de metal duro integral y muy resistente al desgaste, con contenido de fase gamma. El sustrato incorpora un revestimiento de AlCrN que le proporciona una excelente resistencia frente al desgaste y la oxidación, así como un buena resistencia al calor. Calidad de PVD ideal de la gama Coromant Delta-C para el taladrado a velocidades de medias a altas en todo tipo de fundición.
GC 1220 (HC) – K20 (K10-K30)
Metal duro de grano fino con una excelente combinación de dureza y tenacidad. El metal duro tiene un recubrimiento por PVD con 3 micras de nanocapa de TiAlN que ofrece muy buena seguridad del filo. Calidad de primera elección para acero, acero inoxidable y fundición en Coromant Delta C.
GC1020 (HC) – K20 (K10-K20)
Calidad con recubrimiento PVD para taladrado en la mayor parte de materiales. Sustrato de metal duro de grano fino con recubrimiento de TiCN+TiN. Amplia área de aplicación
K20 (HC) – K20 (K05-K20)
Recubrimiento de PVD con sustrato de TiN sobre WC-Co. Acero inoxidable, fundición, aluminio y determinados materiales termorresistentes.
H10F (HW) – K25 (K15-K35)
Calidad de metal duro de grano fino sin recubrimiento con buena resistencia del filo. Adecuada para taladrado en la mayor parte de materiales con velocidad y avance reducidos.
GC34 (HC) – K25 (K15-K30)
Sustrato de metal duro de grano fino combinado con una capa de recubrimiento nanoestructurado de PVD de TiAlN. Ofrece una seguridad de la línea del filo muy buena, así como gran dureza y tenacidad en esta calidad. El recubrimiento proporciona una superficie suave para una excelente evacuación de las virutas. Una buena elección para la producción mixta en todo tipo de materiales.

M

GC 1220 (HC) – M30 (M20-M40)
Metal duro de grano fino con una excelente combinación de dureza y tenacidad. El metal duro tiene un recubrimiento por PVD con 3 micras de nanocapa de TiAlN que ofrece muy buena seguridad del filo. Calidad de primera elección para acero, acero inoxidable y fundición en Coromant Delta C.
K20 (HC) – M20 (M10-M30)
Recubrimiento de PVD con sustrato de TiN sobre WC-Co. Acero inoxidable, fundición, aluminio y determinados materiales termorresistentes.
GC34 (HC) – M25 (M15-M30)
Sustrato de metal duro de grano fino combinado con una capa de recubrimiento nanoestructurado de PVD de TiAlN. Ofrece una seguridad de la línea del filo muy buena, así como gran dureza y tenacidad en esta calidad. El recubrimiento proporciona una superficie suave para una excelente evacuación de las virutas. Una buena elección para la producción mixta en todo tipo de materiales.

Calidades para brocas enterizas

N

N20C (HC) – N20 (N05-N30)
Metal duro fino con recubrimiento de diamante. Primera elección para el taladrado sin refrigerante de plástico reforzado con fibra de carbono. Excelente vida útil de la herramienta. Reducido coeficiente de fricción. Dimensiones estables del agujero. Rentable. Sin segundo rectificado. Para paquetes de CFRP/aluminio se prefiere el recubrimiento similar a diamante (DLC, por sus siglas en inglés), ya que existe un menor riesgo de formación de escamas en el aluminio.
N20D (HC) – N20 (N05-N30)
Metal duro de grano fino con una excelente combinación de dureza y tenacidad. El grano fino contribuye a mantener la agudeza del filo durante todo el periodo útil de la herramienta. El metal duro tiene un recubrimiento PVD uniforme de TiAlN que aporta resistencia al desgaste y reduce la adherencia al material de trabajo en la parte del filo.
Primera elección para aluminio con contenido de silicio hasta un 12%.
K20 (HC) – N15 (N10-N25)
Recubrimiento de PVD con sustrato de TiN sobre WC-Co. Acero inoxidable, fundición, aluminio y determinados materiales termorresistentes.
H10F (HW) – N20 (N10-N30)
Calidad de metal duro de grano fino sin recubrimiento con buena resistencia del filo. Adecuada para taladrado en la mayor parte de materiales con velocidad y avance reducidos.
GC1020 (HC) – N20 (N10-N30)
Calidad con recubrimiento PVD para taladrado en la mayor parte de materiales. Sustrato de metal duro de grano fino con recubrimiento de TiCN+TiN. Amplia área de aplicación
GC1220 (HC) **–** N10 (N10-N30)
Sustrato de metal duro de grano fino con excelente combinación de dureza y tenacidad. Tiene un recubrimiento por PVD con 3-5 micras de nanocapa de TiAlN que ofrece muy buena seguridad del filo. Calidad de primera elección para producción mixta en todo tipo de materiales.
GC34 (HC) – N25 (N15-N30)
Sustrato de metal duro de grano fino combinado con una capa de recubrimiento nanoestructurado de PVD de TiAlN. Ofrece una seguridad de la línea del filo muy buena, así como gran dureza y tenacidad en esta calidad. El recubrimiento proporciona una superficie suave para una excelente evacuación de las virutas. Una buena elección para la producción mixta en todo tipo de materiales.

S

GC1020 (HC) – S25 (S10-S30)
Calidad con recubrimiento PVD para taladrado en la mayor parte de materiales. Sustrato de metal duro de grano fino con recubrimiento de TiCN+TiN. Amplia área de aplicación
H10F (HW) –S30 (S25-S35)
Calidad de metal duro de grano fino sin recubrimiento con buena resistencia del filo. Adecuada para taladrado en la mayor parte de materiales con velocidad y avance reducidos.
GC 1220 (HC) – S25 (S15 -S35)
Metal duro de grano fino con una excelente combinación de dureza y tenacidad. El metal duro tiene un recubrimiento por PVD con 3 micras de nanocapa de TiAlN que ofrece muy buena seguridad del filo. Calidad de primera elección para acero, acero inoxidable y fundición en Coromant Delta C.
GC34 (HC) – S25 (S15-S30)
Sustrato de metal duro de grano fino combinado con una capa de recubrimiento nanoestructurado de PVD de TiAlN. Ofrece una seguridad de la línea del filo muy buena, así como gran dureza y tenacidad en esta calidad. El recubrimiento proporciona una superficie suave para una excelente evacuación de las virutas. Una buena elección para la producción mixta en todo tipo de materiales.

H

GC 1220 (HC) – H20 (H05 –H30)
Metal duro de grano fino con una excelente combinación de dureza y tenacidad. El metal duro tiene un recubrimiento por PVD con 3 micras de nanocapa de TiAlN que ofrece muy buena seguridad del filo. Calidad de primera elección para acero, acero inoxidable y fundición en Coromant Delta C.
K20 (HC) – H15 (H05-H25)
Recubrimiento de PVD con sustrato de TiN sobre WC-Co. Acero inox, fundición, aluminio y materiales termorresistentes.
GC1020 (HC) – H15 (H05-H25)
Calidad con recubrimiento PVD para taladrado en la mayor parte de materiales. Sustrato de metal duro de grano fino con recubrimiento de TiCN+TiN. Amplia área de aplicación

Símbolos de letras que designan los materiales duros de corte:

Metales duros:

HW	Metal duro sin recubrimiento compuesto principalmente por carburo de tungsteno
HT	Metal duro sin recubrimiento, también denominado cermet, que contiene carburos de titanio (TIC) o nitruros de titanio (TIN) o ambos.
HC	Metal duro como el anterior pero con recubrimiento

Cerámicas:

CA	Cerámica de óxido que contiene principalmente óxido de aluminio (Al_2O_3).
CM	Cerámica mixta que contiene principalmente óxido de aluminio (Al_2O_3) y también otros componentes.
CN	Cerámica de nitruro que contiene principalmente nitruro de silicio (Si_3N_4).
CC	Cerámicas como las anteriores pero con recubrimiento.

Diamante:

DP	Diamante policristalino[1)]

Nitruro de boro:

BN	Nitruro de boro policristalino[1)]

[1)] El diamante policristalino y el nitruro de boro policristalino están clasificados como materiales de corte super duros.

Calidades para brocas de plaquitas intercambiables

P

GC4014 (HC) – P15 (P05-P30)
Calidad básica como plaquita periférica. Avance de bajo a medio a velocidades de corte elevadas. Alta resistencia al desgaste y a la deformación plástica.
GC4324 (HC) – P20 (P10-P35)
Calidad para plaquita periférica. Excelente tenacidad y muy alta resistencia al desgaste. Para fuerzas de corte de moderadas a muy elevadas. Calidad con recubrimiento MT-CVD.
Inveio aporta una alta resistencia al desgaste y una prolongada vida útil de herramienta.
GC1044 (HC) – P40 (P25-P50)
Elección básica como plaquita central en el área de aplicación ISO P. Calidad con recubrimiento PVD con excelente resistencia al desgaste y tenacidad para velocidades de corte bajas y altas.
GC4334 (HC) - P30 (P20-P40)
Calidad para plaquita periférica. Excelente tenacidad y muy alta resistencia al desgaste. Para fuerzas de corte de moderadas a muy elevadas. Calidad con recubrimiento MT-CVD.
Inveio aporta una alta resistencia al desgaste y una prolongada vida útil de herramienta.
GC4044 (HC) – P40 (P25-P50)
1044 – P40 (P25-P50)
Elección básica de plaquita central para el área de aplicación ISO P. Calidad con recubrimiento PVD con excelente resistencia al desgaste y tenacidad a velocidades de corte moderadas y bajas.
GC4234 (HC) – P30 (P15-P35)
Sustrato de metal duro de grano fino con excelente combinación de dureza y tenacidad. Tiene un recubrimiento PVD con 3-5 micras de nanocapa de TiAlN, que ofrece muy buena seguridad de la línea del filo.

M

GC1144 (HC) – M35 (M20-M40)
Calidad ISO M central optimizada basada en metal duro de grano fino con un nuevo recubrimiento de PVD óxido con el que se obtiene una excelente resistencia al desgaste y la aparición de filo de aportación en todo tipo de aceros inoxidables.
GC2044 (HC) – M35 (M20-M40)
Calidad ISO M periférica optimizada basada en metal duro de grano fino con un nuevo recubrimiento de PVD óxido con el que se obtiene una excelente resistencia al desgaste y la aparición de filo de aportación en todo tipo de aceros inoxidables.
GC4324 (HC) – M20 (M10-M35)
Plaquita periférica
Inveio aporta una alta resistencia al desgaste y una prolongada vida útil de herramienta.
GC1044 (HC) – M35 (M20-M40)
Elección básica de plaquita central para el área de aplicación ISO M. Calidad con recubrimiento PVD que ofrece excelente tenacidad y resistencia a la formación de filo de aportación.
GC4334 (HC) - M30 (M20-M35)
Plaquita periférica
Inveio aporta una alta resistencia al desgaste y una prolongada vida útil de herramienta.
GC4044 (HC) – M35 (M20-M40)
Calidad para área de aplicación ISO M. Con recubrimiento por PVD con excelente tenacidad del filo de corte y resistencia al filo de aportación.

Calidades para brocas de plaquitas intercambiables

K

GC4014 (HC) –K15 (K01-K25)
Calidad para plaquita periférica. Acabado y desbaste ligero de fundición a velocidades de corte elevadas.
GC4024 (HC) – K20 (K05-K30)
Calidad para plaquita periférica. Muy buena combinación de tenacidad y resistencia al desgaste. Calidad universal para velocidades de corte medias y altas. Calidad con recubrimiento MT-CVD.
Plaquita periférica
Inveio aporta una alta resistencia al desgaste y una prolongada vida útil de herramienta.
GC1044 (HC) **–** K25 (K10-K35)
Elección básica de plaquita central para el área de aplicación ISO K. Calidad con recubrimiento PVD para operaciones que exijan tenacidad.
GC4334 (HC) - K20 (K10-K30)
Plaquita periférica
Inveio aporta una alta resistencia al desgaste y una prolongada vida útil de herramienta.
GC4044 (HC) – K25 (K10-K35)
Elección básica como plaquita periférica para áreas de aplicación ISO K. Una calidad con recubrimiento por PVD con excelente resistencia al desgaste y tenacidad a velocidades de corte de bajas a moderadas.

N

GC1020 (HC) – (N10-N30)
Elección básica como plaquita central para las operaciones que demanden tenacidad. Una calidad con recubrimiento por PVD.
GC1120 (HC) – (N10-N30)
Adecuada para aplicaciones que demanden tenacidad, como plaquita periférica para la broca Coromant U en la gama de diámetros 12.7-17 mm. Buena combinación de resistencia al desgaste y tenacidad. Una calidad con recubrimiento por PVD.
H13A (HW) – (N10-N25)
La calidad universal para velocidades de corte de bajas a moderadas. Aconsejable para plaquitas centrales y periféricas.
GC1044 (HC) – (N10-N30)
Elección básica de plaquita central para el área de aplicación ISO N. Calidad con recubrimiento PVD con excelente resistencia al desgaste y tenacidad a velocidades de corte moderadas y muy altas.
GC4044 (HC)**–** (N10-N30)
Elección tenaz de plaquita periférica para el área de aplicación ISO N. Calidad con recubrimiento PVD que ofrece excelente tenacidad y resistencia a la formación de filo de aportación.

Calidades para brocas de plaquitas intercambiables

S

H13A (HW) – S20 (S15-S25)
Calidad complementaria para aleaciones termorresistentes y titanio. Buena agudeza de filo, resistencia al desgaste y tenacidad. Adecuada tanto para plaquita central como periférica. Calidad sin recubrimiento.
GC1044 (HC) **–** S30 (S20-S35)
Elección básica de plaquita central para el área de aplicación ISO S. Calidad con recubrimiento PVD con excelente resistencia al desgaste y tenacidad a velocidades de corte moderadas y bajas.
GC4044 (HC) **–** S30 (S20-S35)
Elección básica de plaquita periférica para el área de aplicación ISO S. Calidad con recubrimiento por PVD que ofrece excelente tenacidad y resistencia a la formación de filo de aportación.
GC1144 (HC) – S35 (S20-S40)
Calidad central complementaria para materiales ISO S.
GC2044 (HC) – S30 (S20 – S30)
Calidad ISO S periférica y complementaria basada en un metal duro integral de grano fino con un nuevo recubrimiento de PVD óxido.

H

GC4324 (HC) – H15 (H05-H25)
Calidad para plaquita periférica. Buena tenacidad y muy alta resistencia al desgaste. Para fuerzas de corte de moderadas a muy elevadas. Calidad con recubrimiento MT-CVD.
Inveio aporta una alta resistencia al desgaste y una prolongada vida útil de herramienta.
GC4334 (HC) – (H10-H25)
Plaquita periférica
Inveio aporta una alta resistencia al desgaste y una prolongada vida útil de herramienta.
GC1044 (HC) – H20 (H10-H30)
Elección básica de plaquita central para el área de aplicación ISO H. Calidad con recubrimiento PVD con excelente resistencia al desgaste y tenacidad a velocidades de corte moderadas y bajas.
GC4044 (HC) – H20 (H10-H30)
La elección básica para plaquita periférica en áreas de aplicación ISO H. Calidad con recubrimiento por PVD con excelente tenacidad del filo y resistencia al filo de aportación.

Símbolos de letras que designan los materiales duros de corte:

Metales duros:

HW Metal duro sin recubrimiento compuesto principalmente por carburo de tungsteno

HT Metal duro sin recubrimiento, también denominado cermet, que contiene carburos de titanio (TIC) o nitruros de titanio (TIN) o ambos.

HC Metal duro como el anterior pero con recubrimiento

Cerámicas:

CA Cerámica de óxido que contiene principalmente óxido de aluminio (Al_2O_3).

CM Cerámica mixta que contiene principalmente óxido de aluminio (Al_2O_3) y también otros componentes.

CN Cerámica de nitruro que contiene principalmente nitruro de silicio (Si_3N_4).

CC Cerámicas como las anteriores pero con recubrimiento.

Diamante:

DP Diamante policristalino[1)]

Nitruro de boro:

BN Nitruro de boro policristalino[1)]

[1)] El diamante policristalino y el nitruro de boro policristalino están clasificados como materiales de corte super duros.

CoroTap™ 100

Machos con estrías rectas

Adecuado para el roscado en agujeros pasantes y ciegos en materiales de viruta corta

Página L29

Aplicación

K N H

Área de aplicación ISO

Gama de productos

- Chaflán C (2-3 roscas) y chaflán E (1.5-2 roscas)
- Profundidades de roscado: hasta 2.5 × diámetro
- Refrigerante interior para formas de rosca M, MF, UNC y UNF
- Tolerancias:
  - ISO K: 6HX, 2B, 2BX
  - ISO N: 6H
  - ISO H: 6H, 6HX
- Gama:
  - M3-M24
  - MF8-MF20
  - UNC 1/4-7/8
  - UNF 1/4-7/8
  - G 1/8-1"

Características

- Machos con estrías rectas
- Principalmente para materiales de viruta corta como la fundición
- Adecuados para agujero pasante y ciego
- Posibilidad de evacuación de la viruta con suministro interior de refrigerante
- Machos para materiales específicos



Use CoroChuck™ 970 para el roscado con macho sincronizado como primera elección. El versátil CoroChuck 970 ha sido diseñado para ofrecer un proceso de roscado con macho estable y preciso en todo tipo de materiales. Mejora la vida útil del macho, la calidad superficial y ofrece la mayor seguridad del proceso posible. Véase la página O3.

Tailor Made

Disponible como opción Tailor Made. Véase la página Q5.

CoroTap™ 200

Machos de entrada corregida

Adecuados para el roscado en agujeros pasantes

Página L60

Aplicación

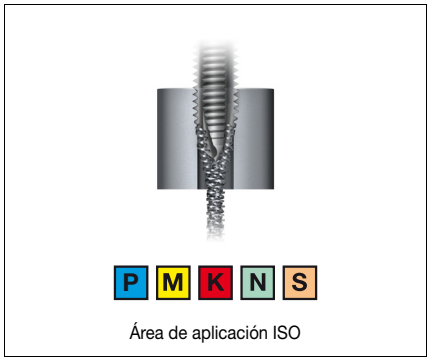

Gama de productos

- Chaflán B (3.5-5 roscas)
- Profundidad de roscado: hasta 3 × diámetro dependiendo de los materiales
- Refrigerante interior para formas de rosca M, UNC y UNF
- Tolerancias:
  - ISO P: 6H, 6HX, 2B, 2BX, 3B
  - ISO M: 6H, 2B
  - ISO N: 6H, 2B
  - ISO S: 3BX, 6H
  - -XM: 6G, 6H, 2B, 3B
- Gama:
  - M1-M30
  - MF4-MF30
  - UNC No.2-1"
  - UNF No.6-1"
  - G 1/8-1"

Características

- Machos rectificados de entrada corregida
- Empujan la viruta hacia el frente
- Empleados para agujeros pasantes
- Diseño más robusto debido al uso de las estrías superficiales solo para el refrigerante, no para la evacuación de viruta
- Machos tanto para materiales específicos como versátiles



Use CoroChuck™ 970 para el roscado con macho sincronizado como primera elección. El versátil CoroChuck 970 ha sido diseñado para ofrecer un proceso de roscado con macho estable y preciso en todo tipo de materiales. Mejora la vida útil del macho, la calidad superficial y ofrece la mayor seguridad del proceso posible. Véase la página 03.

Tailor Made

Disponible como opción Tailor Made. Véase la página Q5.

CoroTap™ 300

Machos con estría helicoidal

Adecuados para el roscado en agujeros ciegos

Página L132

Aplicación

Área de aplicación ISO

Gama de productos

- Chaflán C (2-3 roscas) y chaflán E (1.5-2 roscas)
- Profundidades de hasta 3 × diámetro
- Disponible con refrigerante interior para formas de rosca M, UNC y UNF
- Tolerancias:
  - ISO P: 6H, 6HX, 2B, 2BX, 3B
  - ISO M: 6H, 2B, 3B
  - ISO K: 6H
  - ISO N: 6H, 2B
  - -XM: 6G, 6H, 2B, 3B
- Gama:
  - M1,6-M64
  - MF4-MF30
  - UNC No.2-1"
  - UNF No.4-1"
  - G 1/8-1.1/2
  - NPT 1/16-1"
  - NPTF 1/16-3/4

Características

- Machos rectificados con estría helicoidal
- La estría helicoidal permite un buen transporte de la viruta
- La mejor opción para agujeros ciegos
- Diferentes ángulos helicoidales para una amplia gama de aplicaciones
- Machos tanto para materiales específicos como para múltiples materiales



Use CoroChuck™ 970 para el roscado con macho sincronizado como primera elección. El versátil CoroChuck 970 ha sido diseñado para ofrecer un proceso de roscado con macho estable y preciso en todo tipo de materiales. Mejora la vida útil del macho, la calidad superficial y ofrece la mayor seguridad del proceso posible. Véase la página O3.

Tailor Made

Disponible como opción Tailor Made. Véase la página Q5.

CoroTap™ 400

Machos de laminar

Adecuados para el roscado en agujeros pasantes y ciegos

Página L215

Aplicación

Área de aplicación ISO

Gama de productos

- Chaflán C (2-3 roscas) y chaflán E (1.5-2 roscas)
- Profundidades de hasta 3.5 × diámetro
- Disponible con suministro de refrigerante interior en formas de rosca M
- Tolerancias:
  ISO N: 6H, 2B
  -XM: 6G, 6GX, 6H, 6HX, 2B, 2BX
- Gama:
  M1-M24
  MF5-MF16
  UNC No.4-1"
  UNF No.10-1"
  EGM M3-M12

Características

- Machos tanto para materiales específicos como para múltiples materiales
- Disponibles en varias formas y estándares de rosca
- Disponibles con suministro de refrigerante interior en formas de rosca M



Use CoroChuck™ 970 para el roscado con macho sincronizado como primera elección. El versátil CoroChuck 970 ha sido diseñado para ofrecer un proceso de roscado con macho estable y preciso en todo tipo de materiales. Mejora la vida útil del macho, la calidad superficial y ofrece la mayor seguridad del proceso posible. Véase la página 03.

Cómo elegir su macho

Las herramientas CoroTap optimizadas para materiales específicos son la solución indicada al roscar con macho lotes grandes del mismo componente en el mismo material o cuando hay requisitos de aplicación específicos.

Las herramientas CoroTap optimizadas para la versatilidad son la solución indicada al roscar con macho lotes de pequeños a medianos y cuando hay una variedad de componentes en una amplia gama de materiales.

CoroTap™ 100

Mango	Rosca	K	N	H
DIN	M	L29	L41	L43
	MF	L45		
	UNC			
	UNF			
	NPT			
	NPTF			
	G	L59		
ANSI	M	L37		
	MF	L48		
	UNC	L51		
	UNF	L55		
	NPT			
	NPTF			
	G			
ISO	M	L36		
	MF	L47		
	UNC	L50		
	UNF			
	NPT			
	NPTF			
	G			

- Machos con estrías rectas
- Principalmente utilizados para materiales de viruta corta como la fundición
- Adecuados tanto para agujeros pasantes como ciegos
- La estría se utiliza principalmente para el refrigerante pero, en caso de emplear refrigerante interno, también se utiliza para la evacuación de viruta

CoroTap™ 200

Mango	Rosca	P 30-48 HRC	P ≤350HB	M	N	S	P M K N S
DIN	M	L60	L63	L68	L75	L80	L81
	MF		L90	L93			L94
	UNC						L111
	UNF						L125
	NPT						
	NPTF						
	G						L131
ANSI	M	L62	L67	L74	L79		L87
	MF	L89	L92				L100
	UNC	L102	L104	L107	L108	L109	L114
	UNF	L117	L118	L121	L122	L123	L129
	NPT						
	NPTF						
	G						
ISO	M		L66	L72			L85
	MF						L96
	UNC		L103	L106			L112
	UNF			L120			L127
	NPT						
	NPTF						
	G						

- Machos rectificados de entrada corregida
- Empujan la viruta hacia el frente
- Empleados para agujeros pasantes
- Diseño más robusto debido al uso de las estrías superficiales solo para el refrigerante, no para la evacuación de viruta
- Machos tanto para materiales específicos como versátiles

Símbolos de las referencias de página:

ISO 13399 Explicación de los parámetros ISO 13399

Datos de corte

Opciones Tailor Made

PHD/PHDX Recomendaciones de tamaño de agujero

C3 – D C Clave de códigos

Alternativas de herramientas - Resumen

Soluciones Tailor Made

Además de una oferta estándar completa, podemos ofrecerle herramientas a la medida de sus dimensiones en artículos de herramienta estándar.
Si las soluciones estándar no se ajustan a sus necesidades, puede contar con la extensa experiencia de Sandvik Coromant en la fabricación de soluciones de herramientas especiales para hacer frente a criterios particularmente exigentes.
Para obtener más información, visite www.sandvik.coromant.com/es o póngase en contacto con su representante de Sandvik Coromant más cercano.

CoroTap™ 300

Mango	Rosca	P 30-48 HRC	P ≤350HB	M	K	N	P M K N S
DIN	M	L132	L135	L141	L148	L150	L157
	MF		L173	L176		L177	L178
	UNC						L192
	UNF						L204
	NPT						
	NPTF						
	G			L209			L210
ANSI	M	L134	L140	L146		L156	L170
	MF	L172	L175				L182
	UNC	L184	L186	L189		L191	L195
	UNF	L197	L198	L201		L203	L207
	NPT			L211			L212
	NPTF			L213			L214
	G						
ISO	M		L138	L144			L168
	MF						L180
	UNC		L185	L188			L193
	UNF			L200			L205
	NPT						
	NPTF						
	G						

- Machos con rectificación de estría helicoidal
- La estría helicoidal extrae la viruta del agujero
- Mejor opción para agujeros ciegos
- Estría helicoidal de distinto ángulo para diferentes aplicaciones
- La estría se emplea tanto para el refrigerante como para la evacuación de viruta
- Diferentes profundidades de rosca debido a la aplicación y a la geometría

CoroTap™ 400

Mango	Rosca	N	P M K N S
DIN	M	L215	L217
	MF		L234
	UNC		
	UNF		
	NPT		
	NPTF		
	G		
	EGM		L243
ANSI	M		L232
	MF		L235
	UNC		L238
	UNF		L241
	NPT		
	NPTF		
	G		
	EGM		
ISO	M	L216	L227
	MF		
	UNC		L236
	UNF		L240
	NPT		
	NPTF		
	G		
	EGM		

- Machos que laminan la rosca en lugar de cortar
- Una solución libre de virutas
- No todos los materiales son adecuados debido a una cierta ductilidad. El límite de resistencia a la tracción es de 1200 N/mm2
- Tanto para agujeros pasantes como ciegos
- Disponible con y sin estría de lubricación

CoroTap™

	E446	E447	ES03K	E462	E463	ES09K	T101	E053	E835	E825
	M	**M**	**M**	**M**	**M**	**M**	**M**	**M**	**M**	**M**
CoroTap™	100	100	100	100	100	100	100	100	100	100
Gama de machos	M3-M10	M8-M24	M5-M12	M6-M10	M12-M20	M6-M12	M5-M16	M3-M20	M6-M18	M6-M18
Área de aplicación ISO	K	K	K	K	K	K	K	K	K	K
Agujero pasante o ciego										
BSG	DIN371	DIN376	DIN371 DIN376	DIN371	DIN376	DIN371 DIN376	DIN371 DIN376	ISO529	DIN/ANSI	DIN/ANSI
THCHT	C 2-3	C 2-3	E 1.5-2	C 2-3	C 2-3	E 1.5-2	C 2-3	C 2-3	C 2-3	E 1.5-2
TCTR	6HX	6HX	6HX	6HX	6HX	6HX	6HX	6HX	6HX	6HX
ULDR	2.0 xD	2.0 xD	2.0 xD	2.5 xD	2.5 xD	2.5 xD	2.5 xD	2.0 xD	2.0 xD	2.0 xD
SUSTRATO	HSS-E-PM	HSS-E-PM	HSS-E-PM	HSS-E-PM	HSS-E-PM	HSS-E-PM	HM	HSS-E	HSS-E-PM	HSS-E-PM
Calidad/ Recubrimiento	CoolTop	CoolTop	CoolTop	CoolTop	CoolTop	CoolTop	CoolTop	CoolTop	CoolTop	CoolTop
Página	L29	L30	L31	L32	L33	L34	L35	L36	L37	L38

CoroTap™

	E837	E827	E352	E353	T110	T100	ES13K	T120	E054	E836
	M	**M**	**M**	**M**	**M**	**M**	**MF**	**MF**	**MF**	**MF**
CoroTap™	100	100	100	100	100	100	100	100	100	100
Gama de machos	M6-M20	M6-M20	M3-M10	M12-M16	M3-M12	M3-M12	M10-M20	M8-M14	M8-M16	M10-M14
Área de aplicación ISO	K	K	N	N	H	H	K	K	K	K
Agujero pasante o ciego										
BSG	DIN/ANSI	DIN/ANSI	DIN371	DIN376	C-DIN371	C-DIN371	DIN374	DIN374	ISO529	DIN/ANSI
THCHT	C 2-3	E 1.5-2	C 2-3	C 2-3	C 2-3	C 2-3	C 2-3	C 2-3	C 2-3	C 2-3
TCTR	6HX	6HX	6H	6H	6HX	6H	6HX	6HX	6HX	6HX
ULDR	2.5 xD	2.5 xD	2.0 xD	2.0 xD	2.0 xD	2.0 xD	2.0 xD	2.5 xD	2.0 xD	2.0 xD
SUSTRATO	HSS-E-PM	HSS-E-PM	HSS-E-PM	HSS	HM	HM	HSS	HM	HSS-E	HSS-E-PM
Calidad/ Recubrimiento	CoolTop	CoolTop	CoolTop	-	CoolTop	CoolTop	CoolTop	CoolTop	CoolTop	CoolTop
Página	L39	L40	L41	L42	L43	L44	L45	L46	L47	L48

CoroTap™

	E838	E059	E830	E839	E832	E822	E831	E833	E821	E823
	MF	**UNC**	**UNC**	**UNC**	**UNC**	**UNC**	**UNF**	**UNF**	**UNF**	**UNF**
CoroTap™	100	100	100	100	100	100	100	100	100	100
Gama de machos	M10-M14	1/4-3/4	1/4-7/8	1/4-7/8	1/4-1/2	1/4-1/2	1/4-7/8	1/4-1/2	1/4-3/4	1/4-1/2
Área de aplicación ISO	K	K	K	K	K	K	K	K	K	K
Agujero pasante o ciego										
BSG	DIN/ANSI	ISO529	DIN/ANSI	DIN/ANSI	DIN/ANSI	DIN/ANSI	DIN/ANSI	DIN/ANSI	DIN/ANSI	DIN/ANSI
THCHT	C 2-3	C 2-3	C 2-3	E 1.5-2	C 2-3	E 1.5-2	C 2-3	C 2-3	E 1.5-2	E 1.5-2
TCTR	6HX	2B	2BX	2BX	2BX	2BX	2BX	2BX	2BX	2BX
ULDR	2.5 xD	2.0 xD	2.0 xD	2.0 xD	2.5 xD	2.5 xD	2.0 xD	2.5 xD	2.0 xD	2.5 xD
SUSTRATO	HSS-E-PM	HSS-E	HSS-E-PM	HSS-E-PM	HSS-E-PM	HSS-E-PM	HSS-E-PM	HSS-E-PM	HSS-E-PM	HSS-E-PM
Calidad/ Recubrimiento	CoolTop	CoolTop	CoolTop	CoolTop	CoolTop	CoolTop	CoolTop	CoolTop	CoolTop	CoolTop
Página	L49	L50	L51	L52	L53	L54	L55	L56	L57	L58

CoroTap™

	E416	E324	E326	E854	EP03P	EP09P	E049	EP03PA	E344	E345
	G	**M**	**M**	**M**	**M**	**M**	**M**	**M**	**M**	**M**
CoroTap™	100	200	200	200	200	200	200	200	200	200
Gama de machos	No.1/8-1"	M3-M10	M12-M20	M3-M20	M1-M30	M4-M30	M3-M20	M3-M24	M3-M10	M12-M30
Área de aplicación ISO	K	P 30-48 HRC	P 30-48 HRC	P 30-48 HRC	P ≤350HB	P ≤350HB	P ≤350HB	P ≤350HB	M	M
Agujero pasante o ciego										
BSG	DIN5156	C-DIN371	DIN376	C-DIN/ANSI	DIN371 DIN376	DIN371 DIN376	ISO529	DIN/ANSI	DIN371	DIN376
THCHT	C 2-3	B 3.5-5	B 3.5-5	B 3.5-5	B 3.5-5	B 3.5-5	B 3.5-5	B 3.5-5	B 3.5-5	B 3.5-5
TCTR	NORMAL	6H	6H	6H	6HX	6HX	6H	6HX	6H	6H
ULDR	2.0 xD	2.5 xD	2.5 xD	2.5 xD	3.0 xD	3.0 xD	2.5 xD	3 xD	2.5 xD	2.5 xD
SUSTRATO	HSS-E	HSS-E-PM	HSS-E-PM	HSS-E-PM	HSS-E-PM	HSS-E-PM	HSS-PM	HSS-E-PM	HSS-E	HSS-E
Calidad/ Recubrimiento	N	CoolTop	CoolTop	CoolTop	CoolTop	CoolTop	CoolTop	CoolTop	ST	ST
Página	L59	L60	L61	L62	L63	L65	L66	L67	L68	L69

CoroTap™

	E454	E455	E045	E046	E852	E358	E359	E448	E449	E856
	M	**M**	**M**	**M**	**M**	**M**	**M**	**M**	**M**	**M**
CoroTap™	200	200	200	200	200	200	200	200	200	200
Gama de machos	M1-M10	M12-M20	M3-M20	M3-M20	M4-M18	M3-M10	M12-M16	M3-M10	M12-M16	M3-M12
Área de aplicación ISO	M	M	M	M	M	N	N	N	N	N
Agujero pasante o ciego										
BSG	DIN371	DIN376	ISO529	ISO529	DIN/ANSI	DIN371	DIN376	DIN371	DIN376	DIN/ANSI
THCHT	B 3.5-5	B 3.5-5	B 3.5-5	B 3.5-5	B 3.5-5	B 3.5-5	B 3.5-5	B 3.5-5	B 3.5-5	B 3.5-5
TCTR	6H	6H	6H	6H	6H	6H	6H	6H	6H	6H
ULDR	2.5 xD	2.5 xD	2.5 xD	2.5 xD	2.5 xD	3.0 xD	3.0 xD	3.0 xD	3.0 xD	3.0 xD
SUSTRATO	HSS-E	HSS-E	HSS-PM	HSS-PM	HSS-E-PM	HSS-E	HSS-E	HSS-E	HSS-E	HSS-E-PM
Calidad/ Recubrimiento	CoolTop	CoolTop	ST	SmoothTop	SmoothTop	-	-	SmoothTop	SmoothTop	-
Página	L70	L71	L72	L73	L74	L75	L76	L77	L78	L79

CoroTap™

	T200-SD	T200-XM	T200-XM	E616	E000	E001	E005	E006	E855	EP13P
	M	**M**	**M**	**M**	**M**	**M**	**M**	**M**	**MF**	**MF**
CoroTap™	200	200	200	200	200	200	200	200	200	20
Gama de machos	M3-M20	M2-M30	M3-M20	M3 - M20	M1.6-M24	M1.6-M24	M4-M20	M4-M20	M10-M12	M4-M30
Área de aplicación ISO	S	P M K N S	P M K N S	P M K N S	P K N S	P M K	P K N S	P M K	P 30-48 HRC	P ≤350HB
Agujero pasante o ciego										
BSG	DIN371	DIN371 DIN376	DIN371 DIN376	DIN371 DIN376	ISO529	ISO529	ANSI	ANSI	DIN/ANSI	DIN374
THCHT	B 3.5-5	B 3.5-5	B 3.5-5	B 3.5-5	B 3.5-5	B 3.5-5	B 3.5-5	B 3.5-5	B 3.5-5	B 3.5-5
TCTR	6H	6H	6G	6H	6H	6H	6H	6H	6H	6HX
ULDR	2.0 xD	2.5 xD	2.5 xD	3.0 xD	2.5 xD	2.5 xD	2.5 xD	2.5 xD	2.5 xD	3.0 xD
SUSTRATO	HSS-E-PM	HSS-PM	HSS-PM	HSS-E	HSS-PM	HSS-PM	HSS-PM	HSS-PM	HSS-E-PM	HSS-E-PM
Calidad/ Recubrimiento	D115	C150/C145/ C110	C150/C145/ C110	CoolTop	-	ST	-	ST	CoolTop	CoolTop
Página	L80	L81	L83	L84	L85	L86	L87	L88	L89	L90

CoroTap™

	EP13PA	E364	T200-XM	E010	E011	E015	E016	E874	E057	EP29PA
	MF	**MF**	**MF**	**MF**	**MF**	**MF**	**MF**	**UNC**	**UNC**	**UNC**
CoroTap™	200	200	200	200	200	200	200	200	200	200
Gama de machos	M8-M18	M6-M20	M4-M30	M4-M24	M4-M24	M8-M18	M8-M18	No.4-3/4	No.6-3/4	1/4-1"
Área de aplicación ISO	P ≤350HB	M	P M K N S	P K N S	P M K	P K N S	P M K	P 30-48 HRC	P ≤350HB	P ≤350HB
Agujero pasante o ciego										
BSG	DIN/ANSI	DIN374	DIN374	ISO529	ISO529	ANSI	ANSI	C-DIN/ANSI	ISO529	DIN/ANSI
THCHT	B 3.5-5	B 3.5-5	B 3.5-5	B 3.5-5	B 3.5-5	B 3.5-5	B 3.5-5	B 3.5-5	B 3.5-5	B 3.5-5
TCTR	6HX	6H	6H	6H	6H	6H	6H	2B	2B	2BX
ULDR	3 xD	2.5 xD	2.5 xD	2.5 xD	2.5 xD	2.5 xD	2.5 xD	2.5 xD	2.5 xD	3.0 xD
SUSTRATO	HSS-E-PM	HSS-E	HSS-PM	HSS-PM	HSS-PM	HSS-PM	HSS-PM	HSS-E-PM	HSS-PM	HSS-E-PM
Calidad/ Recubrimiento	CoolTop	ST	C150/C145/ C110	-	ST	-	ST	CoolTop	CoolTop	CoolTop
Página	L92	L93	L94	L96	L98	L100	L101	L102	L103	L104

CoroTap™

	EP23PA	E055	E872	E876	T200-SD	T200-SD	T200-XM	E020	E021	E025
	UNC	**UNC**	**UNC**	**UNC**	**UNC**	**UNJC**	**UNC**	**UNC**	**UNC**	**UNC**
CoroTap™	200	200	200	200	200	200	200	200	200	200
Gama de machos	No.2-1"	No.4-3/4	No.4-7/8	No.4-1/2	No.4-3/4	No.4-No.8	No.4-1"	No.2 - 1"	No.2 - 1"	No.6 - 1"
Área de aplicación ISO	P ≤350HB	M	M	N	S	S	P M K N S	P K N S	P M K	P K N S
Agujero pasante o ciego										
BSG	DIN/ANSI	ISO529	DIN/ANSI	DIN/ANSI	DIN/ANSI	DIN/ANSI	DIN2184-1	ISO529	ISO529	ANSI
THCHT	B 3.5-5	B 3.5-5	B 3.5-5	B 3.5-5	B 3.5-5	B 3.5-5	B 3.5-5	B 3.5-5	B 3.5-5	B 3.5-5
TCTR	2B/3B	2B	2B	2B	3BX	3BX	2B	2B	2B	3B
ULDR	3.0 xD	2.5 xD	2.5 xD	3.0 xD	2.0 xD	2.0 xD	2.5 xD	2.5 xD	2.5 xD	2.5 xD
SUSTRATO	HSS-E-PM	HSS-PM	HSS-PM	HSS-E-PM	HSS-E-PM	HSS-E-PM	HSS-PM	HSS-PM	HSS-PM	HSS-PM
Calidad/ Recubrimiento	CoolTop	ST	SmoothTop	-	D115	D115	C150/C145/ C110	-	ST	-
Página	L105	L106	L107	L108	L109	L110	L111	L112	L113	L114

CoroTap™

	E026	E875	EP33PA	EP39PA	E060	E873	E877	T200-SD	T200-SD	T200-XM
	UNC	**UNF**	**UNF**	**UNF**	**UNF**	**UNF**	**UNF**	**UNF**	**UNJF**	**UNF**
CoroTap™	200	200	200	200	200	200	200	200	200	200
Gama de machos	No.2 - 1"	No.10-3/4	No.8-1"	No.10-5/8	No.10-3/8	No.10-7/8	No.10-3/8	No.4-3/4	No.10-1/2	No.8-3/8
Área de aplicación ISO	P M K	P 30-48 HRC	P ≤350HB	P ≤350HB	M	M	N	S	S	P M K N S
Agujero pasante o ciego										
BSG	ANSI	DIN/ANSI	DIN/ANSI	DIN/ANSI	ISO529	DIN/ANSI	DIN/ANSI	DIN/ANSI	DIN/ANSI	DIN 2184-1
THCHT	B 3.5-5	B 3.5-5	B 3.5-5	B 3.5-5	B 3.5-5	B 3.5-5	B 3.5-5	B 3.5-5	B 3.5-5	B 3.5-5
TCTR	3B	2B	2B/3B	2BX	2B	2B	2B	3BX	3BX	2B
ULDR	2.5 xD	2.5 xD	3.0 xD	3.0 xD	2.5 xD	2.5 xD	3.0 xD	2.0 xD	2.0 xD	2.5 xD
SUSTRATO	HSS-PM	HSS-E-PM	HSS-E-PM	HSS-E-PM	HSS-PM	HSS-PM	HSS-E-PM	HSS-E-PM	HSS-E-PM	HSS-PM
Calidad/ Recubrimiento	ST	CoolTop	CoolTop	CoolTop	ST	SmoothTop	-	D115	D115	C150/C145/ C110
Página	L115	L117	L118	L119	L120	L121	L122	L123	L124	L125

CoroTap™

	T200-XM	E030	E031	E035	E036	T200-XM	E314	E316	E864	EX03P
	UNF	**UNF**	**UNF**	**UNF**	**UNF**	**G**	**M**	**M**	**M**	**M**
CoroTap™	200	200	200	200	200	200	300	300	300	300
Gama de machos	7/16-1"	No.8 - 1"	No.8 - 1"	No.6 - 1"	No.10 - 1"	No.1/8-1"	M3-M10	M12-M20	M3-M20	M1.6-M30
Área de aplicación ISO	P M K N S	P K N S	P M K	P K N S	P M K	P M K N S	P 30-48 HRC	P 30-48 HRC	P 30-48 HRC	P ≤350HB
Agujero pasante o ciego										
BSG	DIN 2184-1	ISO529	ISO529	ANSI	ANSI	DIN5156	C-DIN371	DIN376	DIN/ANSI	DIN371 DIN376
THCHT	B 3.5-5	B 3.5-5	B 3.5-5	B 3.5-5	B 3.5-5	B 3.5-5	C 2-3	C 2-3	C 2-3	C 2-3
TCTR	2B	2B	2B	3B	3B	NORMAL	6H	6H	6H	6HX
ULDR	2.5 xD	2.5 xD	2.5 xD	2.5 xD	2.5 xD	2.5 xD	1.5 xD	1.5 xD	1.5 xD	3.0 xD
SUSTRATO	HSS-PM	HSS-PM	HSS-PM	HSS-PM	HSS-PM	HSS-PM	HSS-E-PM	HSS-E-PM	HSS-E-PM	HSS-E-PM
Calidad/ Recubrimiento	C150/C145/ C110	-	ST	-	ST	C150/C145/ C110	CoolTop	CoolTop	CoolTop	CoolTop
Página	L126	L127	L128	L129	L130	L131	L132	L133	L134	L135

CoroTap™

	EX09P	E050	E051	EX03PA	E346	E347	E404	E047	E048	E085
	M	**M**	**M**	**M**	**M**	**M**	**M**	**M**	**M**	**M**
CoroTap™	300	300	300	300	300	300	300	300	300	300
Gama de machos	M4-M30	M3-M20	M6-M20	M3-M24	M3-M10	M12-M30	M1.6-M20	M3-M20	M3-M20	M4-M20
Área de aplicación ISO	P ≤350HB	P ≤350HB	P ≤350HB	P ≤350HB	M	M	M	M	M	M
Agujero pasante o ciego										
BSG	DIN371 DIN376	ISO529	ISO529	DIN/ANSI	DIN371	DIN376	DIN371 DIN376	ISO529	ISO529	ANSI
THCHT	C 2-3	C 2-3	C 2-3	C 2-4	C 2-3	C 2-3	C 2-3	C 2-3	C 2-3	C 2-3
TCTR	6HX	6H	6H	6HX	6H	6H	6H	6H	6H	6H
ULDR	3.0 xD	2.5 xD	2.5 xD	3 xD	2.0 xD	2.0 xD	2.5 xD	2.5 xD	2.5 xD	2.5 xD
SUSTRATO	HSS-E-PM	HSS-PM	HSS-PM	HSS-E-PM	HSS-E	HSS-E	HSS-E	HSS-PM	HSS-PM	HSS-PM
Calidad/ Recubrimiento	CoolTop	CoolTop	CoolTop	CoolTop	ST	ST	SmoothTop	ST	SmoothTop	ST
Página	L137	L138	L139	L140	L141	L142	L143	L144	L145	L146

CoroTap™

	E862	T105	T106	E354	E355	E450	E451	E360	E361	E866
	M	**M**	**M**	**M**	**M**	**M**	**M**	**M**	**M**	**M**
CoroTap™	300	300	300	300	300	300	300	300	300	300
Gama de machos	M4-M16	M3-M12	M5-M12	M3-M10	M12-M16	M3-M10	M12-M16	M3-M10	M12-M20	M3-M12
Área de aplicación ISO	M	K	K	N	N	N	N	N	N	N
Agujero pasante o ciego										
BSG	DIN/ANSI	C-DIN371 DIN376	C-DIN371 DIN376	DIN371	DIN376	DIN371	DIN376	DIN371	DIN376	DIN/ANSI
THCHT	C 2-3	C 2-3	C 2-3	C 2-3	C 2-3	C 2-3	C 2-3	C 2-3	C 2-3	C 2-3
TCTR	6H	6H	6H	6H	6H	6H	6H	6H	6H	6H
ULDR	2.5 xD	2.0 xD	3.0 xD	1.5 xD	1.5 xD	1.5 xD	1.5 xD	2.5 xD	2.5 xD	1.5 xD
SUSTRATO	HSS-PM	HM	HM	HSS-E-PM	HSS-E-PM	HSS-E-PM	HSS-E-PM	HSS-E	HSS-E	HSS-E-PM
Calidad/ Recubrimiento	SmoothTop	-	-	-	-	SmoothTop	SmoothTop	-	-	-
Página	L147	L148	L149	L150	L151	L152	L153	L154	L155	L156

CoroTap™

	E207	E258	E212	E263	E195	E245	T300-XM	T300-XM	T300-XM	E615
	M	**M**	**M**	**M**	**M**	**M**	**M**	**M**	**M**	**M**
CoroTap™	300	300	300	300	300	300	300	300	300	300
Gama de machos	M2 - M10	M4 - M36	M3 - M10	M12 - M36	M3 - M10	M12 - M30	M2-M64	M3-M20	M3-M20	M3 - M20
Área de aplicación ISO	**P** **N**	**P** **N**	**P** **N** **S**	**P** **N** **S**	**P** **N**	**P** **N**	**P** **M** **K** **N** **S**	**P** **M** **K** **N** **S**	**P** **M** **K** **N** **S**	**P** **M** **K** **N** **S**
Agujero pasante o ciego										
BSG	DIN371	DIN376	DIN371	DIN376	DIN371	DIN376	DIN371 DIN376	DIN371 DIN376	DIN371 DIN376	DIN371 DIN376
THCHT	C 2-3	C 2-3	C 2-3	C 2-3	C 2-3	C 2-3	C 2-3	E 1.5-2	C 2-3	C 2-3
TCTR	6H	6H	6H	6H	6H	6H	6H	6H	6G	6H
ULDR	1.5 xD	1.5 xD	1.5 xD	1.5 xD	2.0 xD	2.0 xD	2.5 xD	2.5 xD	2.5 xD	3.0 xD
SUSTRATO	HSS-E	HSS-E	HSS-E	HSS-E	HSS-E	HSS-E	HSS-PM	HSS-PM	HSS-PM	HSS-E
Calidad/ Recubrimiento	-	-	TiN	TiN	-	-	C150/C145/ C110	C150/C145/ C110	C150/C145/ C110	CoolTop
Página	L157	L158	L159	L160	L161	L162	L163	L165	L166	L167

CoroTap™

	E002	E003	E007	E008	E865	EX13P	EX13PA	E363	E367	T300-XM
	M	**M**	**M**	**M**	**MF**	**MF**	**MF**	**MF**	**MF**	**MF**
CoroTap™	300	300	300	300	300	300	300	300	300	300
Gama de machos	M2 - M24	M2 - M24	M4 - M20	M4 - M20	M10-M12	M4-M30	M8-M18	M6-M20	M4-M20	M4-M30
Área de aplicación ISO	P N S	P M	P N S	P M	P 30-48 HRC	P ≤350HB	P ≤350HB	M	N	P M K N S
Agujero pasante o ciego										
BSG	ISO529	ISO529	ANSI	ANSI	DIN/ANSI	DIN374	DIN/ANSI	DIN374	DIN374	DIN374
THCHT	C 2-3	C 2-3	C 2-3	C 2-3	C 2-3	C 2-3	C 2-3	C 2-3	C 2-3	C 2-3
TCTR	6H	6H	6H	6H	6H	6HX	6HX	6H	6H	6H
ULDR	2.5 xD	2.5 xD	2.5 xD	2.5 xD	1.5 xD	3.0 xD	3 xD	2.0 xD	2.5 xD	2.5 xD
SUSTRATO	HSS-PM	HSS-PM	HSS-PM	HSS-PM	HSS-E-PM	HSS-E-PM	HSS-E-PM	HSS-E	HSS-E	HSS-PM
Calidad/ Recubrimiento	-	ST	-	ST	CoolTop	CoolTop	CoolTop	ST	-	C150/C145/ C110
Página	L168	L169	L170	L171	L172	L173	L175	L176	L177	L178

CoroTap™

	E012	E013	E017	E018	E884	E058	EX23PA	EX29PA	E056	E069
	MF	**MF**	**MF**	**MF**	**UNC**	**UNC**	**UNC**	**UNC**	**UNC**	**UNC**
CoroTap™	300	300	300	300	300	300	300	300	300	300
Gama de machos	M4 - M22	M4 - M22	M8 - M18	M8 - M18	No.4-3/4	No.6-3/4	No.2-1"	1/4-1"	No.4-3/4	No.4-1"
Área de aplicación ISO	P N S	P M	P N S	P M	P 30-48 HRC	P ≤350HB	P ≤350HB	P ≤350HB	M	M
Agujero pasante o ciego										
BSG	ISO529	ISO529	ANSI	ANSI	C-DIN/ANSI	ISO529	DIN/ANSI	DIN/ANSI	ISO529	ANSI
THCHT	C 2-3	C 2-3	C 2-3	C 2-3	C 2-3	C 2-3	C 2-3	C 2-3	C 2-3	C 2-3
TCTR	6H	6H	6H	6H	2B	2B	2B/3B	2BX	2B	3B
ULDR	2.5 xD	2.5 xD	2.5 xD	2.5 xD	1.5 xD	2.5 xD	3.0 xD	3.0 xD	2.5 xD	2.5 xD
SUSTRATO	HSS-PM	HSS-PM	HSS-PM	HSS-PM	HSS-E-PM	HSS-PM	HSS-E-PM	HSS-E-PM	HSS-PM	HSS-PM
Calidad/ Recubrimiento	-	ST	-	ST	CoolTop	CoolTop	CoolTop	CoolTop	ST	ST
Página	L180	L181	L182	L183	L184	L185	L186	L187	L188	L189

CoroTap™

	E882	E886	T300-XM	E022	E023	E027	E028	E885	EX33PA	EX39PA
	UNC	**UNC**	**UNC**	**UNC**	**UNC**	**UNC**	**UNC**	**UNF**	**UNF**	**UNF**
CoroTap™	300	300	300	300	300	300	300	300	300	300
Gama de machos	No.4-7/8	No.4-3/4	No.4-1"	No.2 - 1"	No.2 - 1"	No.6 - 1"	No.4 - 1"	No.10-3/4	No.8-1"	No.10-5/8
Área de aplicación ISO	M	N	P M K N S	P N S	P M	P N S	P M	P 30-48 HRC	P ≤350HB	P ≤350HB
Agujero pasante o ciego										
BSG	DIN/ANSI	DIN/ANSI	DIN2184-1	ISO529	ISO529	ANSI	ANSI	DIN/ANSI	DIN/ANSI	DIN/ANSI
THCHT	C 2-3	C 2-3	C 2-3	C 2-3	C 2-3	C 2-3	C 2-3	C 2-3	C 2-3	C 2-3
TCTR	2B	2B	2B	2B	2B	3B	3B	2B	2B/3B	2BX
ULDR	2.5 xD	1.5 xD	2.5 xD	2.5 xD	2.5 xD	2.5 xD	2.5 xD	1.5 xD	3.0 xD	3.0 xD
SUSTRATO	HSS-PM	HSS-E-PM	HSS-PM	HSS-PM	HSS-PM	HSS-PM	HSS-PM	HSS-E-PM	HSS-E-PM	HSS-E-PM
Calidad/ Recubrimiento	SmoothTop	-	C150/C145/ C110	-	ST	-	ST	CoolTop	CoolTop	CoolTop
Página	L190	L191	L192	L193	L194	L195	L196	L197	L198	L199

CoroTap™

	E095	E079	E883	E887	T300-XM	E032	E033	E037	E038	E362
	UNF	**UNF**	**UNF**	**UNF**	**UNF**	**UNF**	**UNF**	**UNF**	**UNF**	**G**
CoroTap™	300	300	300	300	300	300	300	300	300	300
Gama de machos	No.10-1/2	No.10-1"	No.10-7/8	No.10-1/2	No.8-1"	No.8 - 1"	No.8 - 1"	No.10 - 1"	No.10 - 1"	1/8-1"
Área de aplicación ISO	M	M	M	N	P M K N S	P N S	P M	P N S	P M	M
Agujero pasante o ciego										
BSG	ISO529	ANSI	DIN/ANSI	DIN/ANSI	DIN2184-1	ISO529	ISO529	ANSI	ANSI	DIN5156
THCHT	C 2-3	C 2-3	C 2-3	C 2-3	C 2-3	C 2-3	C 2-3	C 2-3	C 2-3	C 2-3
TCTR	2B	3B	2B	2B	2B	2B	2B	3B	3B	NORMAL
ULDR	2.5 xD	2.5 xD	2.5 xD	1.5 xD	2.5 xD	2.5 xD	2.5 xD	2.5 xD	2.5 xD	2.0 xD
SUSTRATO	HSS-PM	HSS-PM	HSS-PM	HSS-E-PM	HSS-PM	HSS-PM	HSS-PM	HSS-PM	HSS-PM	HSS-E
Calidad/ Recubrimiento	ST	ST	SmoothTop	-	C150/C145/ C110	-	ST	-	ST	ST
Página	L200	L201	L202	L203	L204	L205	L206	L207	L208	L209

CoroTap™

	T300-XM	E736	E735	E738	E737	E313	E080	E301	E302	E306
	G	**NPT**	**NPT**	**NPTF**	**NPTF**	**M**	**M**	**M**	**M**	**M**
CoroTap™	300	300	300	300	300	400	400	400	400	400
Gama de machos	1/8-1.1/2	1/16-1"	1/16 - 1"	1/16-3/4	1/16 - 3/4	M3-M8	M2-M8	M1 - M24	M1 - M24	M3 - M12
Área de aplicación ISO	P M K N S	M	P M K N S	M	P M K N S	N	N	P N	P M N S	P M N S
Agujero pasante o ciego										
BSG	DIN5156	DIN/ANSI	DIN/ANSI	DIN/ANSI	DIN/ANSI	DIN2174	ISO529	DIN2174	DIN2174	DIN2174
THCHT	C 2-3	C 2-3	C 2-3	C 2-3	C 2-3	C 2-3.5	C 2-3	C 2-3.5	C 2-3.5	C 2-3.5
TCTR	NORMAL	NORMAL	NORMAL	NORMAL	NORMAL	6HX	6HX	6HX	6HX	6HX
ULDR	2.5 xD	1.5 xD	1.5 xD	1.5 xD	1.5 xD	3.0 xD	2.5 xD	3.0 xD	3.0 xD	3.0 xD
SUSTRATO	HSS-E	HSS-E	HSS-E	HSS-E	HSS-E	HSS-E	HSS-PM	HSS-E	HSS-E	HSS-E
Calidad/ Recubrimiento	C150/C145/ C110	ST	ST	ST	ST	SmoothTop	SmoothTop	-	TiN	CrN
Página	L210	L211	L212	L213	L214	L215	L216	L217	L218	L219

CoroTap™

	E308	E315	E305	E309	E310	T115	T116	E090	E091	E096
	M	**M**	**M**	**M**	**M**	**M**	**M**	**M**	**M**	**M**
CoroTap™	400	400	400	400	400	400	400	400	400	400
Gama de machos	M3 - M24	M5 - M12	M3 - M10	M3 - M12	M3 - M10	M3 - M10	M5 - M12	M12 - M16	M12 - M16	M3 - M16
Área de aplicación ISO	P M N S	P M N S	P M N S	P M N S	P M N S	P M N S	P M N S	P N	P M N S	P M N S
Agujero pasante o ciego										
BSG	DIN2174	DIN2174	DIN2174	DIN2174	DIN2174	DIN2174 C-DIN2174	DIN2174	ISO529	ISO529	ISO529
THCHT	C 2-3.5	C 2-3.5	E 1.5-2	C 2-3.5	E 1.5-2	C 2-3	C 2-3	C 2-3	C 2-3	C 2-3
TCTR	6HX	6HX	6HX	6GX	6GX	6HX	6HX	6HX	6HX	6HX
ULDR	3.5 xD	3.5 xD	3.0 xD	3.0 xD	3.0 xD	3.0 xD	3.0 xD	2.5 xD	2.5 xD	2.5 xD
SUSTRATO	HSS-E	HSS-E	HSS-E	HSS-E	HSS-E	HM	HM	HSS-PM	HSS-PM	HSS-PM
Calidad/ Recubrimiento	TiN	TiN	TiN	TiN	TiN	TiCN	TiCN	-	TiN	TiN
Página	L220	L221	L222	L223	L224	L225	L226	L227	L228	L229

CoroTap™

	E097	E099	E094	E890	E317	E891	E523	E596	E064	E892
	M	**M**	**M**	**M**	**MF**	**MF**	**UNC**	**UNC**	**UNC**	**UNC**
CoroTap™	400	400	400	400	400	400	400	400	400	400
Gama de machos	M2 - M16	M4 - M16	M3 - M10	M3 - M20	M5 - M16	M10 - M12	No.4 - 3/8	No.4 - 3/8	No.4 - 3/8	No.4 - 1"
Área de aplicación ISO	P M N S	P M N S	P N	P M N S	P M N S	P M N S	P N	P M N S	P N	P M N S
Agujero pasante o ciego										
BSG	ISO529	ISO529	ANSI	DIN/ANSI	DIN2174	DIN/ANSI	ISO529	ISO529	ANSI	DIN/ANSI
THCHT	C 2-3	C 2-3	C 2-3	C 2-3	C 2-3.5	C 2-3	C 2-3	C 2-3	C 2-3	C 2-3
TCTR	6HX	6HX	6HX	6H	6HX	6H	2BX	2BX	2B	2B
ULDR	2.5 xD	3.0 xD	2.5 xD	3.0 xD	3.0 xD	3.0 xD	2.5 xD	2.5 xD	2.5 xD	3.0 xD
SUSTRATO	HSS-PM	HSS-PM	HSS-PM	HSS-PM	HSS-E	HSS-PM	HSS	HSS	HSS-PM	HSS-PM
Calidad/ Recubrimiento	CrN	TiN	-	TiN	TiN	TiN	-	CrN	-	TiN
Página	L230	L231	L232	L233	L234	L235	L236	L237	L238	L239

CoroTap™

	E530	E074	E893	E323
	UNF	**UNF**	**UNF**	**Plaquita EGM**
CoroTap™	400	400	400	400
Gama de machos	No.10-7/16	No.10-3/8	No.10-1"	M3 - M12
Área de aplicación ISO	P N	P N	P M N S	P M N S
Agujero pasante o ciego				
BSG	ISO529	ANSI	DIN/ANSI	DIN40435
THCHT	C 2-3	C 2-3	C 2-3	C 2-3.5
TCTR	2BX	2B	2B	6HMOD
ULDR	2.5 xD	2.5 xD	3.0 xD	3.0 xD
SUSTRATO	HSS	HSS-PM	HSS-PM	HSS-E
Calidad/ Recubrimiento	-	-	TiN	TiN
Página	L240	L241	L242	L243

Macho de corte CoroTap™ 100 con estrías rectas

Forma de rosca: métrica

THCHT	C
THBTP	0
ULDR	2.0
CNSC	0
SUSTRATO	HSS-E-PM
RECUBRIMIENTO	CoolTop

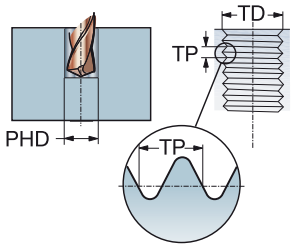

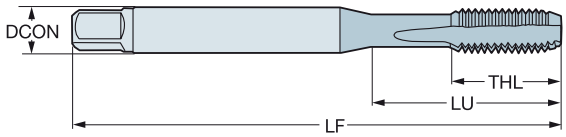

K

TDZ	TP	LU	CZC_{MS}	TCTR	Código de pedido	Dimensiones, mm, pulg. DCON	TD	LF	THL	NOF	BSG
M 3	0.50	18.00	3.50 x 2.70	6HX	**E446M3**	3.50	3.00	56.00	8.90	3	DIN 371
		.708				*.138*	*.118*	*2.204*	*.350*		
M 4	0.70	21.00	4.50 x 3.40	6HX	**E446M4**	4.50	4.00	63.00	11.70	4	DIN 371
		.826				*.177*	*.157*	*2.480*	*.460*		
M 5	0.80	25.00	6.00 x 4.90	6HX	**E446M5**	6.00	5.00	70.00	12.60	4	DIN 371
		.984				*.236*	*.196*	*2.755*	*.496*		
M 6	1.00	30.00	6.00 x 4.90	6HX	**E446M6**	6.00	6.00	80.00	14.50	4	DIN 371
		1.181				*.236*	*.236*	*3.149*	*.570*		
M 8	1.25	35.00	8.00 x 6.20	6HX	**E446M8**	8.00	8.00	90.00	18.10	4	DIN 371
		1.377				*.315*	*.314*	*3.543*	*.712*		
M 10	1.50	39.00	10.00 x 8.00	6HX	**E446M10**	10.00	10.00	100.00	20.10	4	DIN 371
		1.535				*.394*	*.393*	*3.937*	*.791*		

O5 Q5 L253 PHD/PHDX L247 Q1 Q35

Macho de corte CoroTap™ 100 con estrías rectas

Forma de rosca: métrica

THCHT	C
THBTP	0
ULDR	2.0
CNSC	0
SUSTRATO	HSS-E-PM
RECUBRIMIENTO	CoolTop

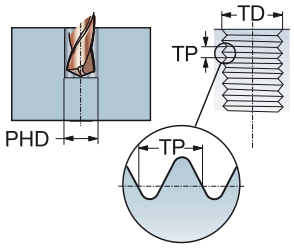

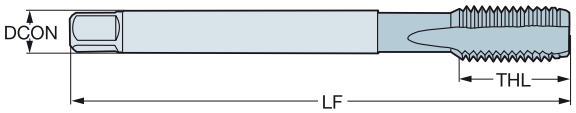

K

TDZ	TP	LU	CZC_{MS}	TCTR	Código de pedido	Dimensiones, mm, pulg. DCON	TD	LF	THL	NOF	BSG
M 8	1.25	67.00	6.00 x 4.90	6HX	**E447M8**	6.00	8.00	90.00	18.00	4	DIN 376
		2.637				*.236*	*.314*	*3.543*	*.708*		
M 10	1.50	77.00	7.00 x 5.50	6HX	**E447M10**	7.00	10.00	100.00	20.00	4	DIN 376
		3.031				*.276*	*.393*	*3.937*	*.787*		
M 12	1.75	83.00	9.00 x 7.00	6HX	**E447M12**	9.00	12.00	110.00	23.00	4	DIN 376
		3.267				*.354*	*.472*	*4.330*	*.905*		
M 14	2.00	81.00	11.00 x 9.00	6HX	**E447M14**	11.00	14.00	110.00	25.00	4	DIN 376
		3.188				*.433*	*.551*	*4.330*	*.984*		
M 16	2.00	68.00	12.00 x 9.00	6HX	**E447M16**	12.00	16.00	110.00	25.00	4	DIN 376
		2.677				*.472*	*.629*	*4.330*	*.984*		
M 18	2.50	81.00	14.00 x 11.00	6HX	**E447M18**	14.00	18.00	125.00	30.00	4	DIN 376
		3.188				*.551*	*.708*	*4.921*	*1.181*		
M 20	2.50	95.00	16.00 x 12.00	6HX	**E447M20**	16.00	20.00	140.00	30.00	4	DIN 376
		3.740				*.630*	*.787*	*5.511*	*1.181*		
M 22	2.50	93.00	18.00 x 14.50	6HX	**E447M22**	18.00	22.00	140.00	34.00	4	DIN 376
		3.661				*.709*	*.866*	*5.511*	*1.338*		
M 24	3.00	113.00	18.00 x 14.50	6HX	**E447M24**	18.00	24.00	160.00	38.00	4	DIN 376
		4.448				*.709*	*.944*	*6.299*	*1.496*		

O5 Q5 L253 PHD/PHDX L247 Q1 Q35

Macho de corte CoroTap™ 100 con estrías rectas

Forma de rosca: métrica

THCHT	E
THBTP	0
ULDR	2.0
CNSC	0
SUSTRATO	HSS-E-PM
RECUBRIMIENTO	CoolTop

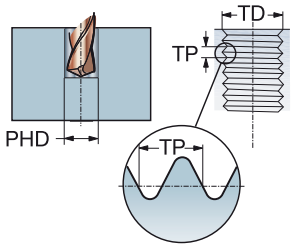

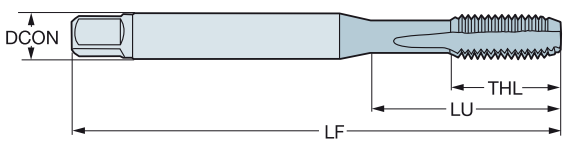

K

TDZ	TP	LU	CZC_{MS}	TCTR	Código de pedido	Dimensiones, mm, pulg. DCON	TD	LF	THL	NOF	BSG
M 5	0.80	25.00	6.00 x 4.90	6HX	**ES03KM5**	6.00	5.00	70.00	12.60	4	DIN 371
		.984				*.236*	*.196*	*2.755*	*.496*		
M 6	1.00	30.00	6.00 x 4.90	6HX	**ES03KM6**	6.00	6.00	80.00	14.50	4	DIN 371
		1.181				*.236*	*.236*	*3.149*	*.570*		
M 8	1.25	35.00	8.00 x 6.20	6HX	**ES03KM8**	8.00	8.00	90.00	18.10	4	DIN 371
		1.377				*.315*	*.314*	*3.543*	*.712*		
M 10	1.50	39.00	10.00 x 8.00	6HX	**ES03KM10**	10.00	10.00	100.00	20.10	4	DIN 371
		1.535				*.394*	*.393*	*3.937*	*.791*		
M 12	1.75	83.00	9.00 x 7.00	6HX	**ES03KM12**	9.00	12.00	110.00	23.00	4	DIN 376
		3.267				*.354*	*.472*	*4.330*	*.905*		

O5 Q5 L253 PHD/PHDX L247 Q1 Q35

Macho de corte CoroTap™ 100 con estrías rectas

Forma de rosca: métrica

THCHT	C
THBTP	0
ULDR	2.5
CNSC	1
SUSTRATO	HSS-E-PM
RECUBRIMIENTO	CoolTop

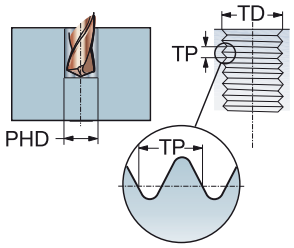

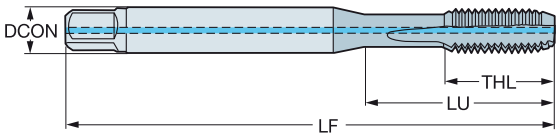

K

						Dimensiones, mm, pulg.					
TDZ	TP	LU	CZC_{MS}	TCTR	**Código de pedido**	DCON	TD	LF	THL	NOF	BSG
M 6	1.00	30.00	6.00 x 4.90	6HX	**E462M6**	6.00	6.00	80.00	15.00	4	DIN 371
		1.181				*.236*	*.236*	*3.149*	*.590*		
M 8	1.25	35.00	8.00 x 6.20	6HX	**E462M8**	8.00	8.00	90.00	18.00	4	DIN 371
		1.377				*.315*	*.314*	*3.543*	*.708*		
M 10	1.50	39.00	10.00 x 8.00	6HX	**E462M10**	10.00	10.00	100.00	20.00	4	DIN 371
		1.535				*.394*	*.393*	*3.937*	*.787*		

O5 Q5 L253 PHD/PHDX L247 Q1 Q35

Macho de corte CoroTap™ 100 con estrías rectas

Forma de rosca: métrica

THCHT	C
THBTP	0
ULDR	2.5
CNSC	1
SUSTRATO	HSS-E-PM
RECUBRIMIENTO	CoolTop

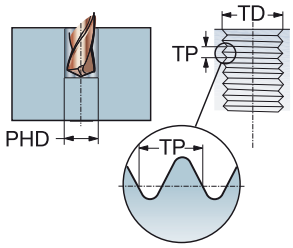

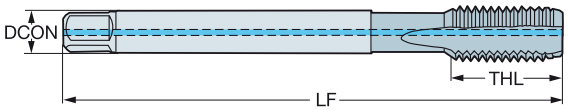

K

TDZ	TP	LU	CZC_{MS}	TCTR	Código de pedido	Dimensiones, mm, pulg. DCON	TD	LF	THL	NOF	BSG
M 12	1.75	83.00	9.00 x 7.00	6HX	**E463M12**	9.00	12.00	110.00	24.00	4	DIN 376
		3.267				*.354*	*.472*	*4.330*	*.944*		
M 14	2.00	81.00	11.00 x 9.00	6HX	**E463M14**	11.00	14.00	110.00	25.00	4	DIN 376
		3.188				*.433*	*.551*	*4.330*	*.984*		
M 16	2.00	68.00	12.00 x 9.00	6HX	**E463M16**	12.00	16.00	110.00	25.00	4	DIN 376
		2.677				*.472*	*.629*	*4.330*	*.984*		
M 20	2.50	95.00	16.00 x 12.00	6HX	**E463M20**	16.00	20.00	140.00	30.00	4	DIN 376
		3.740				*.630*	*.787*	*5.511*	*1.181*		

O5 Q5 L253 PHD/PHDX L247 Q1 Q35

Macho de corte CoroTap™ 100 con estrías rectas

Forma de rosca: métrica

THCHT	E
THBTP	0
ULDR	2.5
CNSC	1
SUSTRATO	HSS-E-PM
RECUBRIMIENTO	CoolTop

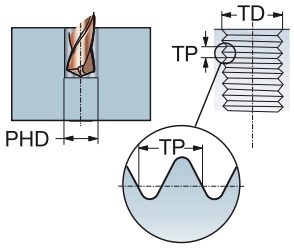

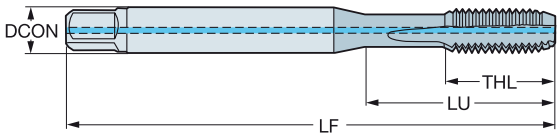

K

						Dimensiones, mm, pulg.					
TDZ	TP	LU	CZC_{MS}	TCTR	**Código de pedido**	DCON	TD	LF	THL	NOF	BSG
M 6	1.00	30.00	6.00 x 4.90	6HX	**ES09KM6**	6.00	6.00	80.00	15.00	4	DIN 371
		1.181				*.236*	*.236*	*3.149*	*.590*		
M 8	1.25	35.00	8.00 x 6.20	6HX	**ES09KM8**	8.00	8.00	90.00	18.00	4	DIN 371
		1.377				*.315*	*.314*	*3.543*	*.708*		
M 10	1.50	39.00	10.00 x 8.00	6HX	**ES09KM10**	10.00	10.00	100.00	20.00	4	DIN 371
		1.535				*.394*	*.393*	*3.937*	*.787*		
M 12	1.75	83.00	9.00 x 7.00	6HX	**ES09KM12**	9.00	12.00	110.00	24.00	4	DIN 376
		3.267				*.354*	*.472*	*4.330*	*.944*		

O5 Q5 L253 PHD/PHDX L247 Q1 Q35

Macho de corte CoroTap™ 100 con estrías rectas

Forma de rosca: métrica

THCHT	C
THBTP	0
ULDR	2.5
CNSC	1
SUSTRATO	HM
RECUBRIMIENTO	CoolTop

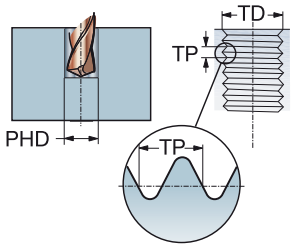

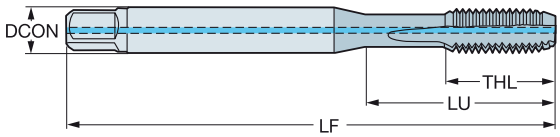

K

TDZ	TP	LU	CZC_{MS}	TCTR	Código de pedido	Dimensiones, mm, pulg. DCON	TD	LF	THL	NOF	BSG
M 5	0.80	47.00	6.00 x 4.90	6HX	**T101M5**	6.00	5.00	70.00	16.00	4	C-DIN 371
		1.850				*.236*	*.196*	*2.755*	*.629*		
M 6	1.00	30.00	6.00 x 4.90	6HX	**T101M6**	6.00	6.00	80.00	19.00	4	DIN 371
		1.181				*.236*	*.236*	*3.149*	*.748*		
M 8	1.25	35.00	8.00 x 6.20	6HX	**T101M8**	8.00	8.00	90.00	22.00	4	DIN 371
		1.377				*.315*	*.314*	*3.543*	*.866*		
M 10	1.50	39.00	10.00 x 8.00	6HX	**T101M10**	10.00	10.00	100.00	24.00	4	DIN 371
		1.535				*.394*	*.393*	*3.937*	*.944*		
M 12	1.75	83.00	9.00 x 7.00	6HX	**T101M12**	9.00	12.00	110.00	23.00	4	DIN 376
		3.267				*.354*	*.472*	*4.330*	*.905*		
M 16	2.00	68.00	12.00 x 9.00	6HX	**T101M16**	12.00	16.00	110.00	25.00	4	DIN 376
		2.677				*.472*	*.629*	*4.330*	*.984*		

O5 L253 PHD/PHDX L247 Q1 Q35

Macho de corte CoroTap™ 100 con estrías rectas

Forma de rosca: métrica

THCHT	C
THBTP	0
ULDR	2.0
CNSC	0
SUSTRATO	HSS-E
RECUBRIMIENTO	CoolTop

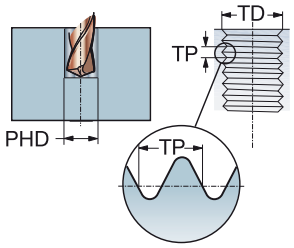

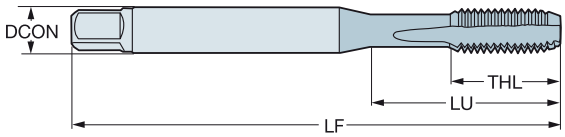

K

TDZ	TP	LU	CZC_{MS}	TCTR	Código de pedido	Dimensiones, mm, pulg. DCON	TD	LF	THL	NOF	BSG
M 3	0.50	15.40	3.15 x 2.50	6HX	**E053M3**	3.20	3.00	48.00	15.40	3	ISO 529
		.606				*.124*	*.118*	*1.889*	*.606*		
M 4	0.70	18.00	4.00 x 3.15	6HX	**E053M4**	4.00	4.00	53.00	18.00	4	ISO 529
		.708				*.157*	*.157*	*2.086*	*.708*		
M 5	0.80	22.00	5.00 x 4.00	6HX	**E053M5**	5.00	5.00	58.00	11.20	4	ISO 529
		.866				*.197*	*.196*	*2.283*	*.440*		
M 6	1.00	26.00	6.30 x 5.00	6HX	**E053M6**	6.30	6.00	66.00	13.20	4	ISO 529
		1.023				*.248*	*.236*	*2.598*	*.519*		
M 8	1.25	29.00	8.00 x 6.30	6HX	**E053M8**	8.00	8.00	72.00	16.30	4	ISO 529
		1.141				*.315*	*.314*	*2.834*	*.641*		
M 10	1.50	34.00	10.00 x 8.00	6HX	**E053M10**	10.00	10.00	80.00	18.10	4	ISO 529
		1.338				*.394*	*.393*	*3.149*	*.712*		
M 12	1.75	62.00	9.00 x 7.10	6HX	**E053M12**	9.00	12.00	89.00	22.50	4	ISO 529
		2.440				*.354*	*.472*	*3.503*	*.885*		
M 14	2.00	66.00	11.20 x 9.00	6HX	**E053M14**	11.20	14.00	95.00	24.50	4	ISO 529
		2.598				*.441*	*.551*	*3.740*	*.964*		
M 16	2.00	59.00	12.50 x 10.00	6HX	**E053M16**	12.50	16.00	102.00	24.50	4	ISO 529
		2.322				*.492*	*.629*	*4.015*	*.964*		
M 20	2.50	68.00	14.00 x 11.20	6HX	**E053M20**	14.00	20.00	112.00	29.50	4	ISO 529
		2.677				*.551*	*.787*	*4.409*	*1.161*		

O5 Q5 L253 PHD/PHDX L247 Q1 Q35

Macho de corte CoroTap™ 100 con estrías rectas

Forma de rosca: métrica

THCHT	C
THBTP	0
ULDR	2.0
CNSC	0
SUSTRATO	HSS-E-PM
RECUBRIMIENTO	CoolTop

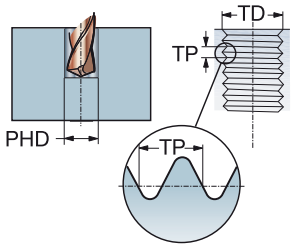

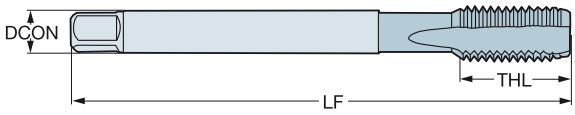

K

TDZ	TP	LU	CZC_{MS}	TCTR	Código de pedido	Dimensiones, mm, pulg. DCON	TD	LF	THL	NOF	BSG
M 6	1.00	25.59	.255 x .191	6HX	**E835M6**	6.50	6.00	80.00	15.00	4	DIN/ANSI
		1.007				*.255*	*.236*	*3.149*	*.590*		
M 8	1.25	30.20	.318 x .238	6HX	**E835M8**	8.10	8.00	90.00	18.00	4	DIN/ANSI
		1.189				*.318*	*.314*	*3.543*	*.708*		
M 10	1.50	32.80	.381 x .286	6HX	**E835M10**	9.70	10.00	100.00	20.00	4	DIN/ANSI
		1.291				*.381*	*.393*	*3.937*	*.787*		
M 12	1.75	86.02	.367 x .275	6HX	**E835M12**	9.30	12.00	110.00	23.00	4	DIN/ANSI
		3.386				*.367*	*.472*	*4.330*	*.905*		
M 14	2.00	84.82	.429 x .322	6HX	**E835M14**	10.90	14.00	110.00	23.00	4	DIN/ANSI
		3.339				*.429*	*.551*	*4.330*	*.905*		
M 16	2.00	70.86	.480 x .360	6HX	**E835M16**	12.20	16.00	110.00	23.00	4	DIN/ANSI
		2.789				*.480*	*.629*	*4.330*	*.905*		
M 18	2.50	84.69	.542 x .406	6HX	**E835M18**	13.80	18.00	125.00	30.00	4	DIN/ANSI
		3.334				*.542*	*.708*	*4.921*	*1.181*		

O5 Q5 L253 PHD/PHDX L247 Q1 Q35

Macho de corte CoroTap™ 100 con estrías rectas

Forma de rosca: métrica

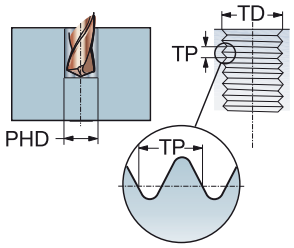

THCHT	E
THBTP	0
ULDR	2.0
CNSC	0
SUSTRATO	HSS-E-PM
RECUBRIMIENTO	CoolTop

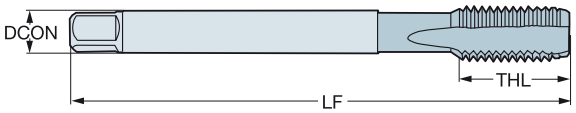

K

						Dimensiones, mm, pulg.					
TDZ	TP	LU	CZC_{MS}	TCTR	**Código de pedido**	DCON	TD	LF	THL	NOF	BSG
M 6	1.00	25.59	.255 x .191	6HX	**E825M6**	6.50	6.00	80.00	15.00	4	DIN/ANSI
		1.007				*.255*	*.236*	*3.149*	*.590*		
M 8	1.25	30.20	.318 x .238	6HX	**E825M8**	8.10	8.00	90.00	18.00	4	DIN/ANSI
		1.189				*.318*	*.314*	*3.543*	*.708*		
M 10	1.50	32.80	.381 x .286	6HX	**E825M10**	9.70	10.00	100.00	20.00	4	DIN/ANSI
		1.291				*.381*	*.393*	*3.937*	*.787*		
M 12	1.75	86.02	.367 x .275	6HX	**E825M12**	9.30	12.00	110.00	23.00	4	DIN/ANSI
		3.386				*.367*	*.472*	*4.330*	*.905*		
M 14	2.00	84.82	.429 x .322	6HX	**E825M14**	10.90	14.00	110.00	23.00	4	DIN/ANSI
		3.339				*.429*	*.551*	*4.330*	*.905*		
M 16	2.00	70.86	.480 x .360	6HX	**E825M16**	12.20	16.00	110.00	23.00	4	DIN/ANSI
		2.789				*.480*	*.629*	*4.330*	*.905*		
M 18	2.50	84.69	.542 x .406	6HX	**E825M18**	13.80	18.00	125.00	30.00	4	DIN/ANSI
		3.334				*.542*	*.708*	*4.921*	*1.181*		

O5 Q5 L253 PHD/PHDX L247 Q1 Q35

Macho de corte CoroTap™ 100 con estrías rectas

Forma de rosca: métrica

THCHT	C
THBTP	0
ULDR	2.5
CNSC	1
SUSTRATO	HSS-E-PM
RECUBRIMIENTO	CoolTop

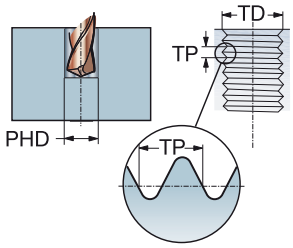

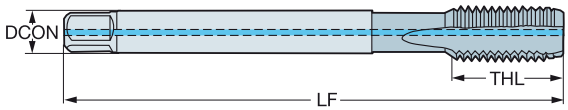

K

TDZ	TP	LU	CZC_{MS}	TCTR	Código de pedido	Dimensiones, mm, pulg. DCON	TD	LF	THL	NOF	BSG
M 6	1.00	25.59	.255 x .191	6HX	**E837M6**	6.50	6.00	80.00	15.00	4	DIN/ANSI
		1.007				*.255*	*.236*	*3.149*	*.590*		
M 8	1.25	30.20	.318 x .238	6HX	**E837M8**	8.10	8.00	90.00	18.00	4	DIN/ANSI
		1.189				*.318*	*.314*	*3.543*	*.708*		
M 10	1.50	32.80	.381 x .286	6HX	**E837M10**	9.70	10.00	100.00	20.00	4	DIN/ANSI
		1.291				*.381*	*.393*	*3.937*	*.787*		
M 12	1.75	86.02	.367 x .275	6HX	**E837M12**	9.30	12.00	110.00	23.00	4	DIN/ANSI
		3.386				*.367*	*.472*	*4.330*	*.905*		
M 14	2.00	84.82	.429 x .322	6HX	**E837M14**	10.90	14.00	110.00	23.00	4	DIN/ANSI
		3.339				*.429*	*.551*	*4.330*	*.905*		
M 16	2.00	70.86	.480 x .360	6HX	**E837M16**	12.20	16.00	110.00	23.00	4	DIN/ANSI
		2.789				*.480*	*.629*	*4.330*	*.905*		
M 20	2.50	97.58	.652 x .489	6HX	**E837M20**	16.60	20.00	140.00	30.00	4	DIN/ANSI
		3.841				*.652*	*.787*	*5.511*	*1.181*		

O5 Q5 L253 PHD/PHDX L247 Q1 Q35

Macho de corte CoroTap™ 100 con estrías rectas

Forma de rosca: métrica

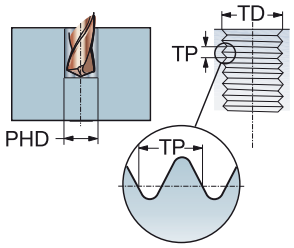

THCHT	E
THBTP	0
ULDR	2.5
CNSC	1
SUSTRATO	HSS-E-PM
RECUBRIMIENTO	CoolTop

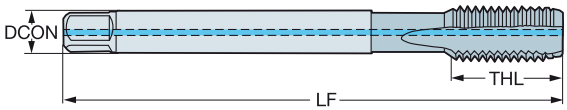

K

TDZ	TP	LU	CZC_{MS}	TCTR	Código de pedido	Dimensiones, mm, pulg. DCON	TD	LF	THL	NOF	BSG
M 6	1.00	25.59	.255 x .191	6HX	**E827M6**	6.50	6.00	80.00	15.00	4	DIN/ANSI
		1.007				*.255*	*.236*	*3.149*	*.590*		
M 8	1.25	30.20	.318 x .238	6HX	**E827M8**	8.10	8.00	90.00	18.00	4	DIN/ANSI
		1.189				*.318*	*.314*	*3.543*	*.708*		
M 10	1.50	32.80	.381 x .286	6HX	**E827M10**	9.70	10.00	100.00	20.00	4	DIN/ANSI
		1.291				*.381*	*.393*	*3.937*	*.787*		
M 12	1.75	86.02	.367 x .275	6HX	**E827M12**	9.30	12.00	110.00	23.00	4	DIN/ANSI
		3.386				*.367*	*.472*	*4.330*	*.905*		
M 14	2.00	84.82	.429 x .322	6HX	**E827M14**	10.90	14.00	110.00	23.00	4	DIN/ANSI
		3.339				*.429*	*.551*	*4.330*	*.905*		
M 16	2.00	70.86	.480 x .360	6HX	**E827M16**	12.20	16.00	110.00	23.00	4	DIN/ANSI
		2.789				*.480*	*.629*	*4.330*	*.905*		
M 20	2.50	97.58	.652 x .489	6HX	**E827M20**	16.60	20.00	140.00	30.00	4	DIN/ANSI
		3.841				*.652*	*.787*	*5.511*	*1.181*		

O5 Q5 L253 PHD/PHDX L247 Q1 Q35

Macho de corte CoroTap™ 100 con estrías rectas

Forma de rosca: métrica

THCHT	C
THBTP	0
ULDR	2.0
CNSC	0
SUSTRATO	HSS-E-PM

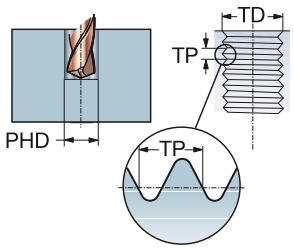

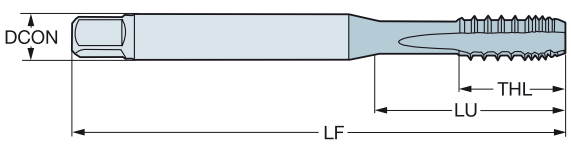

N

TDZ	TP	LU	CZC_{MS}	TCTR	Código de pedido	Dimensiones, mm, pulg. DCON	TD	LF	THL	NOF	BSG
M 3	0.50	18.00	3.50 x 2.70	6H	**E352M3**	3.50	3.00	56.00	9.00	3	DIN 371
		.708				*.138*	*.118*	*2.204*	*.354*		
M 4	0.70	21.00	4.50 x 3.40	6H	**E352M4**	4.50	4.00	63.00	12.00	3	DIN 371
		.826				*.177*	*.157*	*2.480*	*.472*		
M 5	0.80	25.00	6.00 x 4.90	6H	**E352M5**	6.00	5.00	70.00	13.00	3	DIN 371
		.984				*.236*	*.196*	*2.755*	*.511*		
M 6	1.00	30.00	6.00 x 4.90	6H	**E352M6**	6.00	6.00	80.00	15.00	3	DIN 371
		1.181				*.236*	*.236*	*3.149*	*.590*		
M 8	1.25	35.00	8.00 x 6.20	6H	**E352M8**	8.00	8.00	90.00	18.00	3	DIN 371
		1.377				*.315*	*.314*	*3.543*	*.708*		
M 10	1.50	39.00	10.00 x 8.00	6H	**E352M10**	10.00	10.00	100.00	20.00	3	DIN 371
		1.535				*.394*	*.393*	*3.937*	*.787*		

O5 Q5 L253 PHD/PHDX L247 Q1 Q35

Macho de corte CoroTap™ 100 con estrías rectas

Forma de rosca: métrica

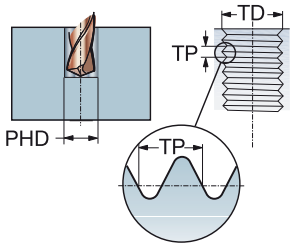

THCHT	C
THBTP	0
ULDR	2.0
CNSC	0
SUSTRATO	HSS-E-PM

N

TDZ	TP	LU	CZC_{MS}	TCTR	Código de pedido	Dimensiones, mm, pulg. DCON	TD	LF	THL	NOF	BSG
M 12	1.75	83.00	9.00 x 7.00	6H	**E353M12**	9.00	12.00	110.00	23.00	3	DIN 376
		3.267				*.354*	*.472*	*4.330*	*.905*		
M 14	2.00	81.00	11.00 x 9.00	6H	**E353M14**	11.00	14.00	110.00	25.00	4	DIN 376
		3.188				*.433*	*.551*	*4.330*	*.984*		
M 16	2.00	68.00	12.00 x 9.00	6H	**E353M16**	12.00	16.00	110.00	25.00	4	DIN 376
		2.677				*.472*	*.629*	*4.330*	*.984*		

O5 Q5 L253 PHD/PHDX L247 Q1 Q35

Macho de corte CoroTap™ 100 con estrías rectas

Forma de rosca: métrica

THCHT	C
THBTP	0
ULDR	2.0
CNSC	0
SUSTRATO	HM
RECUBRIMIENTO	CoolTop

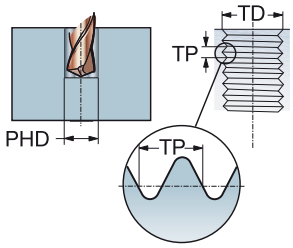

H

TDZ	TP	LU	CZC_{MS}	TCTR	Código de pedido	Dimensiones, mm, pulg. DCON	TD	LF	THL	NOF	BSG
M 3	0.50	8.00	3.50 x 2.70	6HX	**T110M3**	3.50	3.00	56.00	8.00	4	C-DIN 371
		.314				*.138*	*.118*	*2.204*	*.314*		
M 4	0.70	11.00	4.50 x 3.40	6HX	**T110M4**	4.50	4.00	63.00	11.00	5	C-DIN 371
		.433				*.177*	*.157*	*2.480*	*.433*		
M 5	0.80	13.50	6.00 x 4.90	6HX	**T110M5**	6.00	5.00	70.00	13.50	5	C-DIN 371
		.531				*.236*	*.196*	*2.755*	*.531*		
M 6	1.00	16.50	6.00 x 4.90	6HX	**T110M6**	6.00	6.00	80.00	16.50	5	C-DIN 371
		.649				*.236*	*.236*	*3.149*	*.649*		
M 8	1.25	21.50	8.00 x 6.20	6HX	**T110M8**	8.00	8.00	90.00	21.50	5	C-DIN 371
		.846				*.315*	*.314*	*3.543*	*.846*		
M 10	1.50	27.00	10.00 x 8.00	6HX	**T110M10**	10.00	10.00	100.00	27.00	5	C-DIN 371
		1.062				*.394*	*.393*	*3.937*	*1.062*		
M 12	1.75	32.00	12.00 x 9.00	6HX	**T110M12**	12.00	12.00	110.00	32.00	6	C-DIN 371
		1.259				*.472*	*.472*	*4.330*	*1.259*		

O5 L253 PHD/PHDX L247 Q1 Q35

Macho de corte CoroTap™ 100 con estrías rectas

Forma de rosca: métrica

THCHT	C
THBTP	0
ULDR	2.0
CNSC	0
SUSTRATO	HM
RECUBRIMIENTO	CoolTop

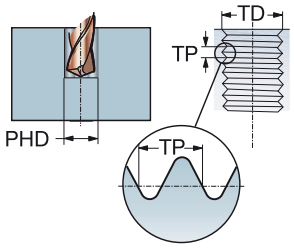

H

TDZ	TP	LU	CZC_{MS}	TCTR	Código de pedido	Dimensiones, mm, pulg. DCON	TD	LF	THL	NOF	BSG
M 3	0.50	10.00	3.50 x 2.70	6H	**T100M3**	3.50	3.00	56.00	10.00	3	C-DIN 371
		.393				*.138*	*.118*	*2.204*	*.393*		
M 4	0.70	13.00	4.50 x 3.40	6H	**T100M4**	4.50	4.00	63.00	13.00	3	C-DIN 371
		.511				*.177*	*.157*	*2.480*	*.511*		
M 5	0.80	16.00	6.00 x 4.90	6H	**T100M5**	6.00	5.00	70.00	16.00	3	C-DIN 371
		.629				*.236*	*.196*	*2.755*	*.629*		
M 6	1.00	20.00	6.00 x 4.90	6H	**T100M6**	6.00	6.00	80.00	20.00	3	C-DIN 371
		.787				*.236*	*.236*	*3.149*	*.787*		
M 8	1.25	25.00	8.00 x 6.20	6H	**T100M8**	8.00	8.00	90.00	25.00	3	C-DIN 371
		.984				*.315*	*.314*	*3.543*	*.984*		
M 10	1.50	30.00	10.00 x 8.00	6H	**T100M10**	10.00	10.00	100.00	30.00	3	C-DIN 371
		1.181				*.394*	*.393*	*3.937*	*1.181*		
M 12	1.75	36.00	12.00 x 9.00	6H	**T100M12**	12.00	12.00	110.00	36.00	3	C-DIN 371
		1.417				*.472*	*.472*	*4.330*	*1.417*		

O5 L253 PHD/PHDX L247 Q1 Q35

Macho de corte CoroTap™ 100 con estrías rectas

Forma de rosca: métrica fina

THCHT	C
THBTP	0
ULDR	2.0
CNSC	0
SUSTRATO	HSS-E-PM
RECUBRIMIENTO	CoolTop

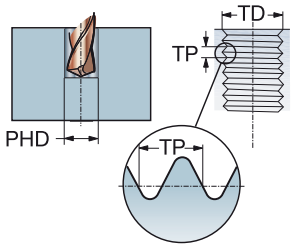

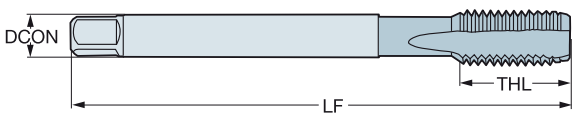

K

TDZ	TP	LU	CZC_{MS}	TCTR	Código de pedido	Dimensiones, mm, pulg. DCON	TD	LF	THL	NOF	BSG
MF 10x1	1.00	67.00	7.00 x 5.50	6HX	**ES13KM10X1.0**	7.00	10.00	90.00	20.00	4	DIN 374
		2.637				*.276*	*.393*	*3.543*	*.787*		
MF 10x1.25	1.25	77.00	7.00 x 5.50	6HX	**ES13KM10X1.25**	7.00	10.00	100.00	20.00	4	DIN 374
		3.031				*.276*	*.393*	*3.937*	*.787*		
MF 12x1.25	1.25	73.00	9.00 x 7.00	6HX	**ES13KM12X1.25**	9.00	12.00	100.00	21.00	4	DIN 374
		2.874				*.354*	*.472*	*3.937*	*.826*		
MF 12x1.5	1.50	73.00	9.00 x 7.00	6HX	**ES13KM12X1.5**	9.00	12.00	100.00	21.00	4	DIN 374
		2.874				*.354*	*.472*	*3.937*	*.826*		
MF 14x1.5	1.50	71.00	11.00 x 9.00	6HX	**ES13KM14X1.5**	11.00	14.00	100.00	21.00	4	DIN 374
		2.795				*.433*	*.551*	*3.937*	*.826*		
MF 16x1.5	1.50	58.00	12.00 x 9.00	6HX	**ES13KM16X1.5**	12.00	16.00	100.00	21.00	4	DIN 374
		2.283				*.472*	*.629*	*3.937*	*.826*		
MF 18x1.5	1.50	66.00	14.00 x 11.00	6HX	**ES13KM18X1.5**	14.00	18.00	110.00	24.00	4	DIN 374
		2.598				*.551*	*.708*	*4.330*	*.944*		
MF 20x1.5	1.50	80.00	16.00 x 12.00	6HX	**ES13KM20X1.5**	16.00	20.00	125.00	24.00	4	DIN 374
		3.149				*.630*	*.787*	*4.921*	*.944*		

O5 Q5 L253 PHD/PHDX L247 Q1 Q35

Macho de corte CoroTap™ 100 con estrías rectas

Forma de rosca: métrica fina

THCHT	C
THBTP	0
ULDR	2.5
CNSC	1
SUSTRATO	HM
RECUBRIMIENTO	CoolTop

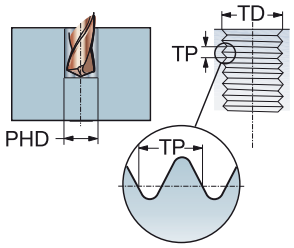

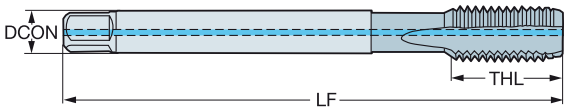

K

TDZ	TP	LU	CZC_{MS}	TCTR	Código de pedido	Dimensiones, mm, pulg. DCON	TD	LF	THL	NOF	BSG
MF 8x1	1.00	67.00	6.00 x 4.90	6HX	**T120M8X1.0**	6.00	8.00	90.00	12.00	4	DIN 374
		2.637				*.236*	*.314*	*3.543*	*.472*		
MF 10x1	1.00	67.00	7.00 x 5.50	6HX	**T120M10X1.0**	7.00	10.00	90.00	14.00	4	DIN 374
		2.637				*.276*	*.393*	*3.543*	*.551*		
MF 12x1.5	1.50	73.00	9.00 x 7.00	6HX	**T120M12X1.5**	9.00	12.00	100.00	20.00	4	DIN 374
		2.874				*.354*	*.472*	*3.937*	*.787*		
MF 14x1.5	1.50	71.00	11.00 x 9.00	6HX	**T120M14X1.5**	11.00	14.00	100.00	21.00	4	DIN 374
		2.795				*.433*	*.551*	*3.937*	*.826*		

O5 L253 PHD/PHDX L247 Q1 Q35

Macho de corte CoroTap™ 100 con estrías rectas

Forma de rosca: métrica fina

THCHT	C
THBTP	0
ULDR	2.0
CNSC	0
SUSTRATO	HSS-E
RECUBRIMIENTO	CoolTop

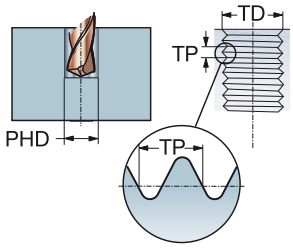

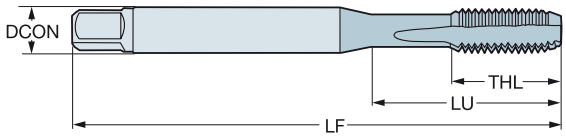

K

						Dimensiones, mm, pulg.					
TDZ	TP	LU	CZC_{MS}	TCTR	**Código de pedido**	DCON	TD	LF	THL	NOF	BSG
MF 8x1	1.00	29.00	8.00 x 6.30	6HX	**E054M8X1.0**	8.00	8.00	72.00	16.30	4	ISO 529
		1.141				*.315*	*.314*	*2.834*	*.641*		
MF 10x1	1.00	34.00	10.00 x 8.00	6HX	**E054M10X1.0**	10.00	10.00	80.00	18.10	4	ISO 529
		1.338				*.394*	*.393*	*3.149*	*.712*		
MF 10x1.25	1.25	34.00	10.00 x 8.00	6HX	**E054M10X1.25**	10.00	10.00	80.00	18.10	4	ISO 529
		1.338				*.394*	*.393*	*3.149*	*.712*		
MF 12x1	1.00	62.00	9.00 x 7.10	6HX	**E054M12X1.0**	9.00	12.00	89.00	22.50	4	ISO 529
		2.440				*.354*	*.472*	*3.503*	*.885*		
MF 12x1.25	1.25	62.00	9.00 x 7.10	6HX	**E054M12X1.25**	9.00	12.00	89.00	22.50	4	ISO 529
		2.440				*.354*	*.472*	*3.503*	*.885*		
MF 12x1.5	1.50	62.00	9.00 x 7.10	6HX	**E054M12X1.5**	9.00	12.00	89.00	22.50	4	ISO 529
		2.440				*.354*	*.472*	*3.503*	*.885*		
MF 14x1.25	1.25	66.00	11.20 x 9.00	6HX	**E054M14X1.25**	11.20	14.00	95.00	24.50	4	ISO 529
		2.598				*.441*	*.551*	*3.740*	*.964*		
MF 14x1.5	1.50	66.00	11.20 x 9.00	6HX	**E054M14X1.5**	11.20	14.00	95.00	24.50	4	ISO 529
		2.598				*.441*	*.551*	*3.740*	*.964*		
MF 16x1.5	1.50	59.00	12.50 x 10.00	6HX	**E054M16X1.5**	12.50	16.00	102.00	24.50	4	ISO 529
		2.322				*.492*	*.629*	*4.015*	*.964*		

O5 Q5 L253 PHD/PHDX L247 Q1 Q35

Macho de corte CoroTap™ 100 con estrías rectas

Forma de rosca: métrica fina

THCHT	C
THBTP	0
ULDR	2.0
CNSC	0
SUSTRATO	HSS-E-PM
RECUBRIMIENTO	CoolTop

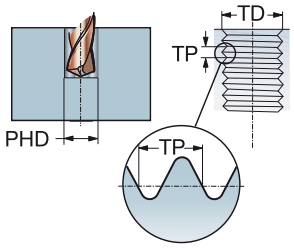

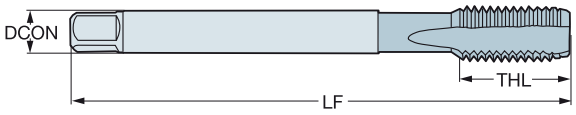

K

TDZ	TP	LU	CZC_{MS}	TCTR	Código de pedido	Dimensiones, mm, pulg. DCON	TD	LF	THL	NOF	BSG
MF 10x1	1.00	37.70	.381 x .286	6HX	**E836M10X1.0**	9.70	10.00	100.00	19.98	4	DIN/ANSI
		1.484				*.381*	*.393*	*3.937*	*.787*		
MF 10x1.25	1.25	37.70	.381 x .286	6HX	**E836M10X1.25**	9.70	10.00	100.00	19.98	4	DIN/ANSI
		1.484				*.381*	*.393*	*3.937*	*.787*		
MF 12x1.25	1.25	86.02	.367 x .275	6HX	**E836M12X1.25**	9.30	12.00	110.00	23.01	4	DIN/ANSI
		3.386				*.367*	*.472*	*4.330*	*.905*		
MF 12x1.5	1.50	86.02	.367 x .275	6HX	**E836M12X1.5**	9.30	12.00	110.00	23.01	4	DIN/ANSI
		3.386				*.367*	*.472*	*4.330*	*.905*		
MF 14x1.5	1.50	84.82	.429 x .322	6HX	**E836M14X1.5**	10.90	14.00	110.00	23.01	4	DIN/ANSI
		3.339				*.429*	*.551*	*4.330*	*.905*		

O5 Q5 L253 PHD/PHDX L247 Q1 Q35

Macho de corte CoroTap™ 100 con estrías rectas

Forma de rosca: métrica fina

THCHT	C
THBTP	0
ULDR	2.5
CNSC	1
SUSTRATO	HSS-E-PM
RECUBRIMIENTO	CoolTop

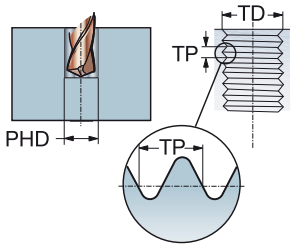

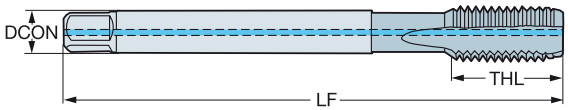

K

TDZ	TP	LU	CZC_{MS}	TCTR	Código de pedido	Dimensiones, mm, pulg. DCON	TD	LF	THL	NOF	BSG
MF 10x1.25	1.25	37.70	.381 x .286	6HX	**E838M10X1.25**	9.70	10.00	100.00	19.98	4	DIN/ANSI
		1.484				*.381*	*.393*	*3.937*	*.787*		
MF 12x1.5	1.50	86.02	.367 x .275	6HX	**E838M12X1.5**	9.30	12.00	110.00	23.01	4	DIN/ANSI
		3.386				*.367*	*.472*	*4.330*	*.905*		
MF 14x1.5	1.50	84.82	.429 x .322	6HX	**E838M14X1.5**	10.90	14.00	110.00	23.01	4	DIN/ANSI
		3.339				*.429*	*.551*	*4.330*	*.905*		

O5 Q5 L253 PHD/PHDX L247 Q1 Q35

Macho de corte CoroTap™ 100 con estrías rectas

Forma de rosca: UNC

THCHT	C
THBTP	0
ULDR	2.0
CNSC	0
SUSTRATO	HSS-E
RECUBRIMIENTO	CoolTop

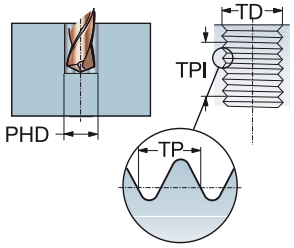

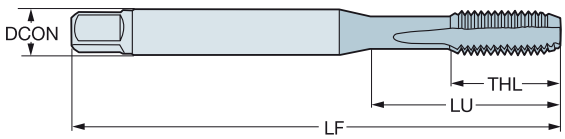

K

TDZ	TPI	LU	CZC_{MS}	TCTR	Código de pedido	Dimensiones, mm, pulg. DCON	TD	LF	THL	NOF	BSG
UNC 1/4-20	20.0	26.00	6.30 x 5.00	2B	**E0591/4**	6.30	6.35	66.00	13.20	4	ISO 529
		1.023				*.248*	*.250*	*2.598*	*.519*		
UNC 5/16-18	18.0	29.00	8.00 x 6.30	2B	**E0595/16**	8.00	7.94	72.00	16.30	4	ISO 529
		1.141				*.315*	*.312*	*2.834*	*.641*		
UNC 3/8-16	16.0	32.00	10.00 x 8.00	2B	**E0593/8**	10.00	9.53	80.00	18.10	4	ISO 529
		1.259				*.394*	*.375*	*3.149*	*.712*		
UNC 1/2-13	13.0	62.00	9.00 x 7.10	2B	**E0591/2**	9.00	12.70	89.00	22.50	4	ISO 529
		2.440				*.354*	*.500*	*3.503*	*.885*		
UNC 5/8-11	11.0	59.00	12.50 x 10.00	2B	**E0595/8**	12.50	15.88	102.00	24.50	4	ISO 529
		2.322				*.492*	*.625*	*4.015*	*.964*		
UNC 3/4-10	10.0	68.00	14.00 x 11.20	2B	**E0593/4**	14.00	19.05	112.00	29.50	4	ISO 529
		2.677				*.551*	*.750*	*4.409*	*1.161*		

O5 Q5 L253 PHD/PHDX L247 Q1 Q35

Macho de corte CoroTap™ 100 con estrías rectas

Forma de rosca: UNC

THCHT	C
THBTP	0
ULDR	2.0
CNSC	0
SUSTRATO	HSS-E-PM
RECUBRIMIENTO	CoolTop

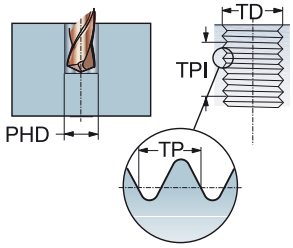

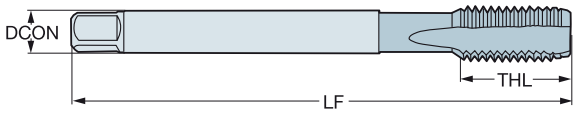

K

TDZ	TPI	LU	CZC_{MS}	TCTR	Código de pedido	Dimensiones, mm, pulg. DCON	TD	LF	THL	NOF	BSG
UNC 1/4-20	20.0	25.59	.255 x .191	2BX	**E8301/4**	6.50	6.35	80.00	15.00	4	DIN/ANSI
		1.007				*.255*	*.250*	*3.149*	*.590*		
UNC 5/16-18	18.0	30.20	.318 x .238	2BX	**E8305/16**	8.10	7.94	90.00	18.00	4	DIN/ANSI
		1.189				*.318*	*.312*	*3.543*	*.708*		
UNC 3/8-16	16.0	32.80	.381 x .286	2BX	**E8303/8**	9.70	9.53	100.00	20.00	4	DIN/ANSI
		1.291				*.381*	*.375*	*3.937*	*.787*		
UNC 7/16-14	14.0	72.60	.323 x .242	2BX	**E8307/16**	8.20	11.11	100.00	20.00	4	DIN/ANSI
		2.858				*.323*	*.437*	*3.937*	*.787*		
UNC 1/2-13	13.0	81.80	.367 x .275	2BX	**E8301/2**	9.30	12.70	110.00	23.00	4	DIN/ANSI
		3.220				*.367*	*.500*	*4.330*	*.905*		
UNC 5/8-11	11.0	65.80	.480 x .360	2BX	**E8305/8**	12.20	15.88	110.00	23.00	4	DIN/ANSI
		2.590				*.480*	*.625*	*4.330*	*.905*		
UNC 3/4-10	10.0	77.50	.590 x .442	2BX	**E8303/4**	15.00	19.05	125.00	30.00	4	DIN/ANSI
		3.051				*.590*	*.750*	*4.921*	*1.181*		
UNC 7/8-9	9.0	90.90	.697 x .523	2BX	**E8307/8**	17.70	22.23	140.00	34.00	4	DIN/ANSI
		3.578				*.697*	*.875*	*5.511*	*1.338*		

O5 Q5 L253 PHD/PHDX L247 Q1 Q35

Macho de corte CoroTap™ 100 con estrías rectas

Forma de rosca: UNC

THCHT	E
THBTP	0
ULDR	2.0
CNSC	0
SUSTRATO	HSS-E-PM
RECUBRIMIENTO	CoolTop

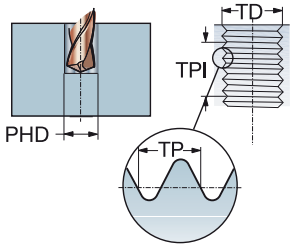

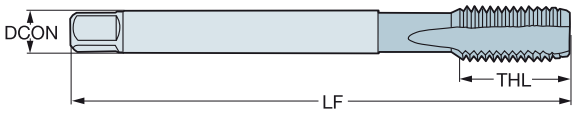

K

TDZ	TPI	LU	CZC_{MS}	TCTR	Código de pedido	Dimensiones, mm, pulg. DCON	TD	LF	THL	NOF	BSG
UNC 1/4-20	20.0	25.59	.255 x .191	2BX	**E8391/4**	6.50	6.35	80.00	15.00	4	DIN/ANSI
		1.007				*.255*	*.250*	*3.149*	*.590*		
UNC 5/16-18	18.0	30.20	.318 x .238	2BX	**E8395/16**	8.10	7.94	90.00	18.00	4	DIN/ANSI
		1.189				*.318*	*.312*	*3.543*	*.708*		
UNC 3/8-16	16.0	32.80	.381 x .286	2BX	**E8393/8**	9.70	9.53	100.00	20.00	4	DIN/ANSI
		1.291				*.381*	*.375*	*3.937*	*.787*		
UNC 7/16-14	14.0	72.60	.323 x .242	2BX	**E8397/16**	8.20	11.11	100.00	20.00	4	DIN/ANSI
		2.858				*.323*	*.437*	*3.937*	*.787*		
UNC 1/2-13	13.0	81.80	.367 x .275	2BX	**E8391/2**	9.30	12.70	110.00	23.00	4	DIN/ANSI
		3.220				*.367*	*.500*	*4.330*	*.905*		
UNC 5/8-11	11.0	65.80	.480 x .360	2BX	**E8395/8**	12.20	15.88	110.00	23.00	4	DIN/ANSI
		2.590				*.480*	*.625*	*4.330*	*.905*		
UNC 3/4-10	10.0	77.50	.590 x .442	2BX	**E8393/4**	15.00	19.05	125.00	30.00	4	DIN/ANSI
		3.051				*.590*	*.750*	*4.921*	*1.181*		
UNC 7/8-9	9.0	90.90	.697 x .523	2BX	**E8397/8**	17.70	22.23	140.00	34.00	4	DIN/ANSI
		3.578				*.697*	*.875*	*5.511*	*1.338*		

O5 Q5 L253 PHD/PHDX L247 Q1 Q35

Macho de corte CoroTap™ 100 con estrías rectas

Forma de rosca: UNC

THCHT	C
THBTP	0
ULDR	2.5
CNSC	1
SUSTRATO	HSS-E-PM
RECUBRIMIENTO	CoolTop

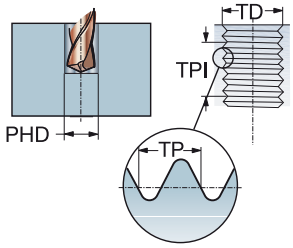

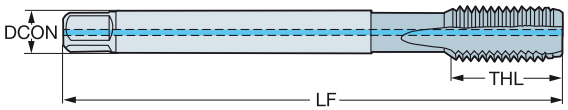

K

TDZ	TPI	LU	CZC_{MS}	TCTR	Código de pedido	Dimensiones, mm, pulg. DCON	TD	LF	THL	NOF	BSG
UNC 1/4-20	20.0	25.59	.255 x .191	2BX	**E8321/4**	6.50	6.35	80.00	15.00	4	DIN/ANSI
		1.007				*.255*	*.250*	*3.149*	*.590*		
UNC 5/16-18	18.0	30.20	.318 x .238	2BX	**E8325/16**	8.10	7.94	90.00	18.00	4	DIN/ANSI
		1.189				*.318*	*.312*	*3.543*	*.708*		
UNC 3/8-16	16.0	32.80	.381 x .286	2BX	**E8323/8**	9.70	9.53	100.00	20.00	4	DIN/ANSI
		1.291				*.381*	*.375*	*3.937*	*.787*		
UNC 7/16-14	14.0	72.60	.323 x .242	2BX	**E8327/16**	8.20	11.11	100.00	20.00	4	DIN/ANSI
		2.858				*.323*	*.437*	*3.937*	*.787*		
UNC 1/2-13	13.0	81.80	.367 x .275	2BX	**E8321/2**	9.30	12.70	110.00	23.00	4	DIN/ANSI
		3.220				*.367*	*.500*	*4.330*	*.905*		

O5 Q5 L253 PHD/PHDX L247 Q1 Q35

Macho de corte CoroTap™ 100 con estrías rectas

Forma de rosca: UNC

THCHT	E
THBTP	0
ULDR	2.5
CNSC	1
SUSTRATO	HSS-E-PM
RECUBRIMIENTO	CoolTop

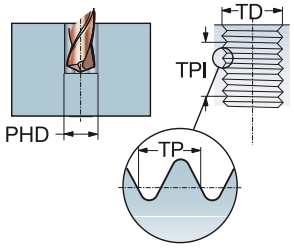

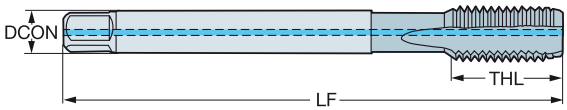

K

TDZ	TPI	LU	CZC_{MS}	TCTR	Código de pedido	Dimensiones, mm, pulg. DCON	TD	LF	THL	NOF	BSG
UNC 1/4-20	20.0	25.59	.255 x .191	2BX	**E8221/4**	6.50	6.35	80.00	15.00	4	DIN/ANSI
		1.007				*.255*	*.250*	*3.149*	*.590*		
UNC 5/16-18	18.0	30.20	.318 x .238	2BX	**E8225/16**	8.10	7.94	90.00	18.00	4	DIN/ANSI
		1.189				*.318*	*.312*	*3.543*	*.708*		
UNC 3/8-16	16.0	32.80	.381 x .286	2BX	**E8223/8**	9.70	9.53	100.00	20.00	4	DIN/ANSI
		1.291				*.381*	*.375*	*3.937*	*.787*		
UNC 7/16-14	14.0	72.60	.323 x .242	2BX	**E8227/16**	8.20	11.11	100.00	20.00	4	DIN/ANSI
		2.858				*.323*	*.437*	*3.937*	*.787*		
UNC 1/2-13	13.0	81.80	.367 x .275	2BX	**E8221/2**	9.30	12.70	110.00	23.00	4	DIN/ANSI
		3.220				*.367*	*.500*	*4.330*	*.905*		

O5 Q5 L253 PHD/PHDX L247 Q1 Q35

Macho de corte CoroTap™ 100 con estrías rectas

Forma de rosca: UNF

THCHT	C
THBTP	0
ULDR	2.0
CNSC	0
SUSTRATO	HSS-E-PM
RECUBRIMIENTO	CoolTop

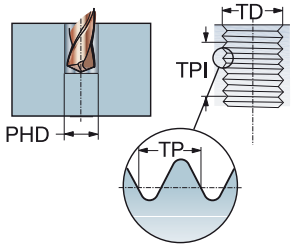

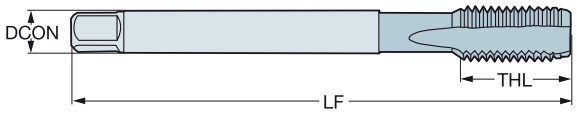

K

TDZ	TPI	LU	CZC_{MS}	TCTR	Código de pedido	Dimensiones, mm, pulg. DCON	TD	LF	THL	NOF	BSG
UNF 1/4-28	28.0	25.59	.255 x .191	2BX	**E8311/4**	6.50	6.35	80.00	15.00	4	DIN/ANSI
		1.007				.255	.250	3.149	.590		
UNF 5/16-24	24.0	30.20	.318 x .238	2BX	**E8315/16**	8.10	7.94	90.00	18.00	4	DIN/ANSI
		1.189				.318	.312	3.543	.708		
UNF 3/8-24	24.0	32.80	.381 x .286	2BX	**E8313/8**	9.70	9.53	100.00	20.00	4	DIN/ANSI
		1.291				.381	.375	3.937	.787		
UNF 7/16-20	20.0	72.60	.323 x .242	2BX	**E8317/16**	8.20	11.11	100.00	20.00	4	DIN/ANSI
		2.858				.323	.437	3.937	.787		
UNF 1/2-20	20.0	81.80	.367 x .275	2BX	**E8311/2**	9.30	12.70	110.00	23.00	4	DIN/ANSI
		3.220				.367	.500	4.330	.905		
UNF 5/8-18	18.0	65.80	.480 x .360	2BX	**E8315/8**	12.20	15.88	110.00	23.00	4	DIN/ANSI
		2.590				.480	.625	4.330	.905		
UNF 3/4-16	16.0	77.50	.590 x .442	2BX	**E8313/4**	15.00	19.05	125.00	30.00	4	DIN/ANSI
		3.051				.590	.750	4.921	1.181		
UNF 7/8-14	14.0	90.90	.697 x .523	2BX	**E8317/8**	17.70	22.23	140.00	34.00	4	DIN/ANSI
		3.578				.697	.875	5.511	1.338		

O5 Q5 L253 PHD/PHDX L247 Q1 Q35

Macho de corte CoroTap™ 100 con estrías rectas

Forma de rosca: UNF

THCHT	C
THBTP	0
ULDR	2.5
CNSC	1
SUSTRATO	HSS-E-PM
RECUBRIMIENTO	CoolTop

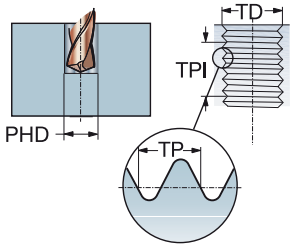

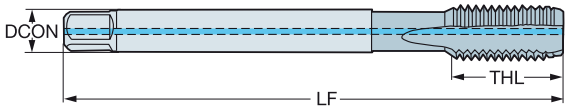

K

TDZ	TPI	LU	CZC_{MS}	TCTR	Código de pedido	Dimensiones, mm, pulg. DCON	TD	LF	THL	NOF	BSG
UNF 1/4-28	28.0	25.59	.255 x .191	2BX	**E8331/4**	6.50	6.35	80.00	15.00	4	DIN/ANSI
		1.007				*.255*	*.250*	*3.149*	*.590*		
UNF 5/16-24	24.0	30.20	.318 x .238	2BX	**E8335/16**	8.10	7.94	90.00	18.00	4	DIN/ANSI
		1.189				*.318*	*.312*	*3.543*	*.708*		
UNF 3/8-24	24.0	32.80	.381 x .286	2BX	**E8333/8**	9.70	9.53	100.00	20.00	4	DIN/ANSI
		1.291				*.381*	*.375*	*3.937*	*.787*		
UNF 7/16-20	20.0	72.60	.323 x .242	2BX	**E8337/16**	8.20	11.11	100.00	20.00	4	DIN/ANSI
		2.858				*.323*	*.437*	*3.937*	*.787*		
UNF 1/2-20	20.0	81.80	.367 x .275	2BX	**E8331/2**	9.30	12.70	110.00	23.00	4	DIN/ANSI
		3.220				*.367*	*.500*	*4.330*	*.905*		

O5 Q5 L253 PHD/PHDX L247 Q1 Q35

Macho de corte CoroTap™ 100 con estrías rectas

Forma de rosca: UNF

THCHT	E
THBTP	0
ULDR	2.0
CNSC	0
SUSTRATO	HSS-E-PM
RECUBRIMIENTO	CoolTop

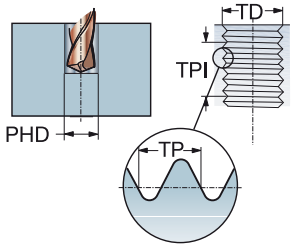

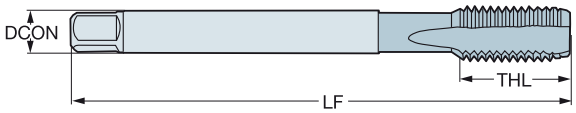

K

TDZ	TPI	LU	CZC_{MS}	TCTR	Código de pedido	Dimensiones, mm, pulg. DCON	TD	LF	THL	NOF	BSG
UNF 1/4-28	28.0	25.59	.255 x .191	2BX	**E8211/4**	6.50	6.35	80.00	15.00	4	DIN/ANSI
		1.007				*.255*	*.250*	*3.149*	*.590*		
UNF 5/16-24	24.0	65.50	.318 x .238	2BX	**E8215/16**	8.10	7.94	90.00	18.00	4	DIN/ANSI
		2.578				*.318*	*.312*	*3.543*	*.708*		
UNF 3/8-24	24.0	71.90	.381 x .286	2BX	**E8213/8**	9.70	9.53	100.00	20.00	4	DIN/ANSI
		2.830				*.381*	*.375*	*3.937*	*.787*		
UNF 7/16-20	20.0	72.60	.323 x .242	2BX	**E8217/16**	8.20	11.11	100.00	20.00	4	DIN/ANSI
		2.858				*.323*	*.437*	*3.937*	*.787*		
UNF 1/2-20	20.0	81.80	.367 x .275	2BX	**E8211/2**	9.30	12.70	110.00	23.00	4	DIN/ANSI
		3.220				*.367*	*.500*	*4.330*	*.905*		
UNF 5/8-18	18.0	65.80	.480 x .360	2BX	**E8215/8**	12.20	15.88	110.00	23.00	4	DIN/ANSI
		2.590				*.480*	*.625*	*4.330*	*.905*		
UNF 3/4-16	16.0	77.50	.590 x .442	2BX	**E8213/4**	15.00	19.05	125.00	30.00	4	DIN/ANSI
		3.051				*.590*	*.750*	*4.921*	*1.181*		

O5 Q5 L253 PHD/PHDX L247 Q1 Q35

Macho de corte CoroTap™ 100 con estrías rectas

Forma de rosca: UNF

THCHT	E
THBTP	0
ULDR	2.5
CNSC	1
SUSTRATO	HSS-E-PM
RECUBRIMIENTO	CoolTop

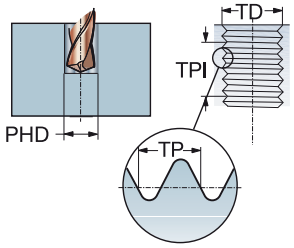

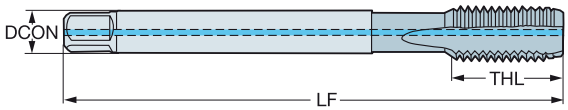

K

TDZ	TPI	LU	CZC_{MS}	TCTR	Código de pedido	Dimensiones, mm, pulg. DCON	TD	LF	THL	NOF	BSG
UNF 1/4-28	28.0	25.59	.255 x .191	2BX	**E8231/4**	6.50	6.35	80.00	15.00	4	DIN/ANSI
		1.007				*.255*	*.250*	*3.149*	*.590*		
UNF 7/16-20	20.0	72.60	.323 x .242	2BX	**E8237/16**	8.20	11.11	100.00	20.00	4	DIN/ANSI
		2.858				*.323*	*.437*	*3.937*	*.787*		
UNF 1/2-20	20.0	81.80	.367 x .275	2BX	**E8231/2**	9.30	12.70	110.00	23.00	4	DIN/ANSI
		3.220				*.367*	*.500*	*4.330*	*.905*		

O5 Q5 L253 PHD/PHDX L247 Q1 Q35

Macho de corte CoroTap™ 100 con estrías rectas

Forma de rosca: G

THCHT	C
THBTP	0
ULDR	2.0
CNSC	0
SUSTRATO	HSS-E
RECUBRIMIENTO	N

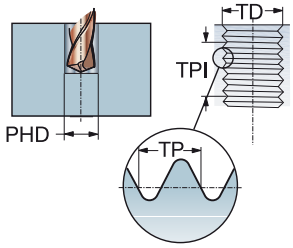

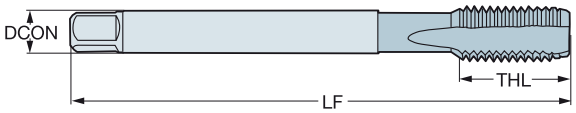

K

TDZ	TPI	LU	CZC_{MS}	TCTR	Código de pedido	Dimensiones, mm, pulg. DCON	TD	LF	THL	NOF	BSG
G 1/8-28	28.0	67.00	7.00 x 5.50	NORMAL	**E4161/8**	7.00	9.73	90.00	20.00	4	DIN 5156
		2.637				*.276*	*.382*	*3.543*	*.787*		
G 1/4-19	19.0	71.00	11.00 x 9.00	NORMAL	**E4161/4**	11.00	13.16	100.00	21.00	4	DIN 5156
		2.795				*.433*	*.517*	*3.937*	*.826*		
G 3/8-19	19.0	58.00	12.00 x 9.00	NORMAL	**E4163/8**	12.00	16.66	100.00	21.00	5	DIN 5156
		2.283				*.472*	*.655*	*3.937*	*.826*		
G 1/2-14	14.0	80.00	16.00 x 12.00	NORMAL	**E4161/2**	16.00	20.96	125.00	24.00	5	DIN 5156
		3.149				*.630*	*.825*	*4.921*	*.944*		
G 3/4-14	14.0	77.00	20.00 x 16.00	NORMAL	**E4163/4**	20.00	26.44	140.00	28.00	6	DIN 5156
		3.031				*.787*	*1.040*	*5.511*	*1.102*		
G 1"-11	11.0	93.00	25.00 x 20.00	NORMAL	**E4161**	25.00	33.25	160.00	30.00	6	DIN 5156
		3.661				*.984*	*1.309*	*6.299*	*1.181*		

O5 Q5 L253 PHD/PHDX L247 Q1 Q35

Macho de corte CoroTap™ 200 con entrada corregida

Forma de rosca: métrica

THCHT	B
THBTP	0
ULDR	2.5
CNSC	0
SUSTRATO	HSS-E-PM
RECUBRIMIENTO	CoolTop

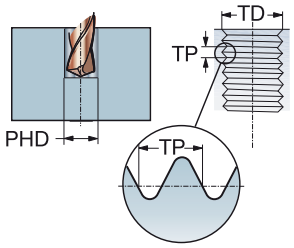

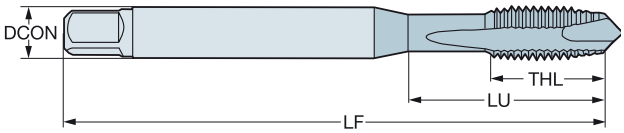

P
30-48 HRC

						Dimensiones, mm, pulg.					
TDZ	TP	LU	CZC_{MS}	TCTR	**Código de pedido**	DCON	TD	LF	THL	NOF	BSG
M 3	0.50	12.00	4.50 x 3.40	6H	**E324M3**	4.50	3.00	63.00	12.00	3	C-DIN 371
		.472				*.177*	*.118*	*2.480*	*.472*		
M 4	0.70	13.00	6.00 x 4.90	6H	**E324M4**	6.00	4.00	70.00	13.00	3	C-DIN 371
		.511				*.236*	*.157*	*2.755*	*.511*		
M 5	0.80	15.00	6.00 x 4.90	6H	**E324M5**	6.00	5.00	80.00	15.00	3	C-DIN 371
		.590				*.236*	*.196*	*3.149*	*.590*		
M 6	1.00	18.00	8.00 x 6.20	6H	**E324M6**	8.00	6.00	90.00	18.00	3	C-DIN 371
		.708				*.315*	*.236*	*3.543*	*.708*		
M 8	1.25	20.00	10.00 x 8.00	6H	**E324M8**	10.00	8.00	100.00	20.00	3	C-DIN 371
		.787				*.394*	*.314*	*3.937*	*.787*		
M 10	1.50	39.00	10.00 x 8.00	6H	**E324M10**	10.00	10.00	100.00	20.00	3	DIN 371
		1.535				*.394*	*.393*	*3.937*	*.787*		

O5 Q5 L253 PHD/PHDX L247 Q1 Q35

SANDVIK Coromant

Macho de corte CoroTap™ 200 con entrada corregida

Forma de rosca: métrica

THCHT	B
THBTP	0
ULDR	2.5
CNSC	0
SUSTRATO	HSS-E-PM
RECUBRIMIENTO	CoolTop

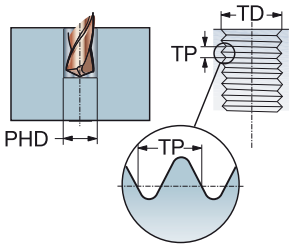

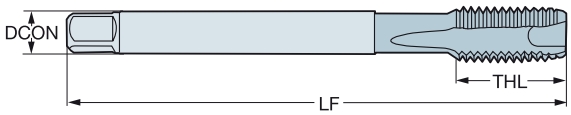

P
30-48 HRC

TDZ	TP	LU	CZC_{MS}	TCTR	**Código de pedido**	Dimensiones, mm, pulg. DCON	TD	LF	THL	NOF	BSG
M 12	1.75	83.00	9.00 x 7.00	6H	**E326M12**	9.00	12.00	110.00	23.00	4	DIN 376
		3.267				*.354*	*.472*	*4.330*	*.905*		
M 14	2.00	81.00	11.00 x 9.00	6H	**E326M14**	11.00	14.00	110.00	25.00	4	DIN 376
		3.188				*.433*	*.551*	*4.330*	*.984*		
M 16	2.00	68.00	12.00 x 9.00	6H	**E326M16**	12.00	16.00	110.00	25.00	4	DIN 376
		2.677				*.472*	*.629*	*4.330*	*.984*		
M 18	2.50	81.00	14.00 x 11.00	6H	**E326M18**	14.00	18.00	125.00	30.00	4	DIN 376
		3.188				*.551*	*.708*	*4.921*	*1.181*		
M 20	2.50	95.00	16.00 x 12.00	6H	**E326M20**	16.00	20.00	140.00	30.00	4	DIN 376
		3.740				*.630*	*.787*	*5.511*	*1.181*		

O5 Q5 L253 PHD/PHDX L247 Q1 Q35

Macho de corte CoroTap™ 200 con entrada corregida

Forma de rosca: métrica

THCHT	B
THBTP	0
ULDR	2.5
CNSC	0
SUSTRATO	HSS-E-PM
RECUBRIMIENTO	CoolTop

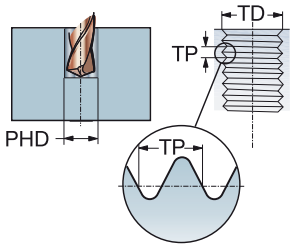

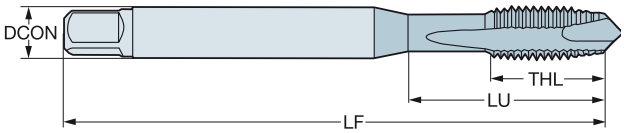

P
30-48 HRC

TDZ	TP	LU	CZC_{MS}	TCTR	Código de pedido	Dimensiones, mm, pulg. DCON	TD	LF	THL	NOF	BSG
M 3	0.50	13.00	.168 x .131	6H	**E854M3**	4.30	3.00	63.00	14.70	3	C-DIN/ANSI
		.511				*.168*	*.118*	*2.480*	*.578*		
M 4	0.70	15.10	.194 x .152	6H	**E854M4**	4.90	4.00	70.00	15.10	3	C-DIN/ANSI
		.594				*.194*	*.157*	*2.755*	*.594*		
M 5	0.80	17.00	.255 x .191	6H	**E854M5**	6.50	5.00	80.00	17.00	3	C-DIN/ANSI
		.669				*.255*	*.196*	*3.149*	*.669*		
M 6	1.00	20.20	.318 x .238	6H	**E854M6**	8.10	6.00	90.00	20.20	3	C-DIN/ANSI
		.795				*.318*	*.236*	*3.543*	*.795*		
M 8	1.25	20.00	.381 x .286	6H	**E854M8**	9.70	8.00	100.00	22.80	3	C-DIN/ANSI
		.787				*.381*	*.314*	*3.937*	*.897*		
M 10	1.50	37.80	.381 x .286	6H	**E854M10**	9.70	10.00	100.00	20.00	3	C-DIN/ANSI
		1.488				*.381*	*.393*	*3.937*	*.787*		
M 12	1.75	86.02	.367 x .275	6H	**E854M12**	9.30	12.00	110.00	23.00	4	DIN/ANSI
		3.386				*.367*	*.472*	*4.330*	*.905*		
M 14	2.00	84.82	.429 x .322	6H	**E854M14**	10.90	14.00	110.00	23.00	4	DIN/ANSI
		3.339				*.429*	*.551*	*4.330*	*.905*		
M 16	2.00	70.86	.480 x .360	6H	**E854M16**	12.20	16.00	110.00	23.00	4	DIN/ANSI
		2.789				*.480*	*.629*	*4.330*	*.905*		
M 18	2.50	84.69	.542 x .406	6H	**E854M18**	13.80	18.00	125.00	30.00	4	DIN/ANSI
		3.334				*.542*	*.708*	*4.921*	*1.181*		
M 20	2.50	97.58	.652 x .489	6H	**E854M20**	16.60	20.00	140.00	30.00	4	DIN/ANSI
		3.841				*.652*	*.787*	*5.511*	*1.181*		

O5 Q5 L253 PHD/PHDX L247 Q1 Q35

Macho de corte CoroTap™ 200 con entrada corregida

Forma de rosca: métrica

THCHT	B
THBTP	0
ULDR	3.0
CNSC	0
SUSTRATO	HSS-E-PM
RECUBRIMIENTO	CoolTop

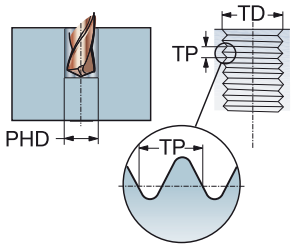

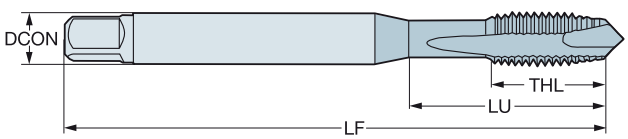

P
≤350HB

						Dimensiones, mm, pulg.					
TDZ	TP	LU	CZC_{MS}	TCTR	**Código de pedido**	DCON	TD	LF	THL	NOF	BSG
M 1	0.25	20.00	2.50 x 2.10	5HX	**EP03PM1**	2.50	1.00	40.00	5.00	2	DIN 371
		.787				*.098*	*.039*	*1.574*	*.196*		
M 1.2	0.25	20.00	2.50 x 2.10	5HX	**EP03PM1.2**	2.50	1.20	40.00	5.00	2	DIN 371
		.787				*.098*	*.047*	*1.574*	*.196*		
M 1.4	0.30	20.00	2.50 x 2.10	5HX	**EP03PM1.4**	2.50	1.40	40.00	6.50	2	DIN 371
		.787				*.098*	*.055*	*1.574*	*.255*		
M 1.6	0.35	20.00	2.50 x 2.10	6HX	**EP03PM1.6**	2.50	1.60	40.00	7.00	2	DIN 371
		.787				*.098*	*.062*	*1.574*	*.275*		
M 1.8	0.35	20.00	2.50 x 2.10	6HX	**EP03PM1.8**	2.50	1.80	40.00	7.00	2	DIN 371
		.787				*.098*	*.070*	*1.574*	*.275*		
M 2	0.40	9.00	2.80 x 2.10	6HX	**EP03PM2**	2.80	2.00	45.00	6.00	2	DIN 371
		.354				*.110*	*.078*	*1.771*	*.236*		
M 2.2	0.45	12.00	2.80 x 2.10	6HX	**EP03PM2.2**	2.80	2.20	45.00	7.00	2	DIN 371
		.472				*.110*	*.086*	*1.771*	*.275*		
M 2.3	0.40	12.00	2.80 x 2.10	6HX	**EP03PM2.3**	2.80	2.30	45.00	7.00	2	DIN 371
		.472				*.110*	*.090*	*1.771*	*.275*		
M 2.5	0.45	12.50	2.80 x 2.10	6HX	**EP03PM2.5**	2.80	2.50	50.00	8.00	2	DIN 371
		.492				*.110*	*.098*	*1.968*	*.314*		
M 2.6	0.45	12.50	2.80 x 2.10	6HX	**EP03PM2.6**	2.80	2.60	50.00	8.00	2	DIN 371
		.492				*.110*	*.102*	*1.968*	*.314*		
M 3	0.50	18.00	3.50 x 2.70	6HX	**EP03PM3**	3.50	3.00	56.00	8.90	3	DIN 371
		.708				*.138*	*.118*	*2.204*	*.350*		
M 3.5	0.60	20.00	4.00 x 3.00	6HX	**EP03PM3.5**	4.00	3.50	56.00	10.80	3	DIN 371
		.787				*.157*	*.137*	*2.204*	*.425*		
M 4	0.70	21.00	4.50 x 3.40	6HX	**EP03PM4**	4.50	4.00	63.00	11.70	3	DIN 371
		.826				*.177*	*.157*	*2.480*	*.460*		
M 4	0.70	43.00	2.80 x 2.10	6HX	**EP03PM4DIN376**	2.80	4.00	63.00	12.00	3	DIN 376
		1.692				*.110*	*.157*	*2.480*	*.472*		
M 5	0.80	25.00	6.00 x 4.90	6HX	**EP03PM5**	6.00	5.00	70.00	12.60	3	DIN 371
		.984				*.236*	*.196*	*2.755*	*.496*		
M 5	0.80	49.00	3.50 x 2.70	6HX	**EP03PM5DIN376**	3.50	5.00	70.00	13.20	3	DIN 376
		1.929				*.138*	*.196*	*2.755*	*.519*		
M 6	1.00	30.00	6.00 x 4.90	6HX	**EP03PM6**	6.00	6.00	80.00	14.50	3	DIN 371
		1.181				*.236*	*.236*	*3.149*	*.570*		
M 6	1.00	59.00	4.50 x 3.40	6HX	**EP03PM6DIN376**	4.50	6.00	80.00	15.10	3	DIN 376
		2.322				*.177*	*.236*	*3.149*	*.594*		
M 7	1.00	30.00	7.00 x 5.50	6HX	**EP03PM7**	7.00	7.00	80.00	14.50	3	DIN 371
		1.181				*.276*	*.275*	*3.149*	*.570*		
M 8	1.25	35.00	8.00 x 6.20	6HX	**EP03PM8**	8.00	8.00	90.00	17.40	3	DIN 371
		1.377				*.315*	*.314*	*3.543*	*.685*		
M 8	1.25	67.00	6.00 x 4.90	6HX	**EP03PM8DIN376**	6.00	8.00	90.00	18.00	3	DIN 376
		2.637				*.236*	*.314*	*3.543*	*.708*		
M 10	1.50	39.00	10.00 x 8.00	6HX	**EP03PM10**	10.00	10.00	100.00	19.20	3	DIN 371
		1.535				*.394*	*.393*	*3.937*	*.755*		
M 10	1.50	77.00	7.00 x 5.50	6HX	**EP03PM10DIN376**	7.00	10.00	100.00	19.80	3	DIN 376
		3.031				*.276*	*.393*	*3.937*	*.779*		

O5 Q5 L253 PHD/PHDX L247 Q1 Q35

Macho de corte CoroTap™ 200 con entrada corregida

Forma de rosca: métrica

THCHT	B
THBTP	0
ULDR	3.0
CNSC	0
SUSTRATO	HSS-E-PM
RECUBRIMIENTO	CoolTop

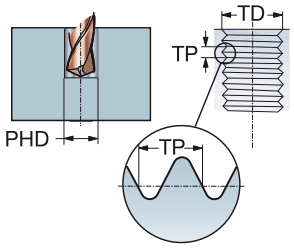

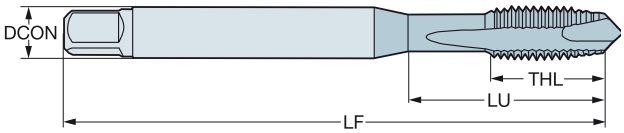

P
≤350HB

TDZ	TP	LU	CZC_{MS}	TCTR	Código de pedido	Dimensiones, mm, pulg. DCON	TD	LF	THL	NOF	BSG
M 12	1.75	83.00	9.00 x 7.00	6HX	**EP03PM12**	9.00	12.00	110.00	23.00	4	DIN 376
		3.267				*.354*	*.472*	*4.330*	*.905*		
M 14	2.00	81.00	11.00 x 9.00	6HX	**EP03PM14**	11.00	14.00	110.00	25.00	4	DIN 376
		3.188				*.433*	*.551*	*4.330*	*.984*		
M 16	2.00	68.00	12.00 x 9.00	6HX	**EP03PM16**	12.00	16.00	110.00	25.00	4	DIN 376
		2.677				*.472*	*.629*	*4.330*	*.984*		
M 18	2.50	81.00	14.00 x 11.00	6HX	**EP03PM18**	14.00	18.00	125.00	30.00	4	DIN 376
		3.188				*.551*	*.708*	*4.921*	*1.181*		
M 20	2.50	95.00	16.00 x 12.00	6HX	**EP03PM20**	16.00	20.00	140.00	30.00	4	DIN 376
		3.740				*.630*	*.787*	*5.511*	*1.181*		
M 22	2.50	93.00	18.00 x 14.50	6HX	**EP03PM22**	18.00	22.00	140.00	34.00	4	DIN 376
		3.661				*.709*	*.866*	*5.511*	*1.338*		
M 24	3.00	113.00	18.00 x 14.50	6HX	**EP03PM24**	18.00	24.00	160.00	38.00	4	DIN 376
		4.448				*.709*	*.944*	*6.299*	*1.496*		
M 27	3.00	97.00	20.00 x 16.00	6HX	**EP03PM27**	20.00	27.00	160.00	38.00	4	DIN 376
		3.818				*.787*	*1.062*	*6.299*	*1.496*		
M 30	3.50	115.00	22.00 x 18.00	6HX	**EP03PM30**	22.00	30.00	180.00	45.00	4	DIN 376
		4.527				*.866*	*1.181*	*7.086*	*1.771*		

O5 Q5 L253 PHD/PHDX L247 Q1 Q35

Macho de corte CoroTap™ 200 con entrada corregida

Forma de rosca: métrica

THCHT	B
THBTP	0
ULDR	3.0
CNSC	1
SUSTRATO	HSS-E-PM
RECUBRIMIENTO	CoolTop

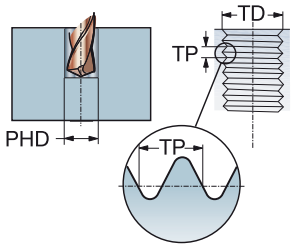

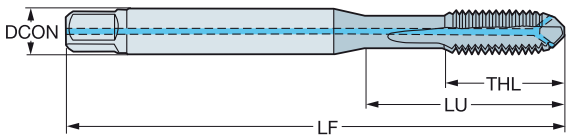

P
≤350HB

TDZ	TP	LU	CZC_{MS}	TCTR	Código de pedido	Dimensiones, mm, pulg. DCON	TD	LF	THL	NOF	BSG
M 4	0.70	21.00	4.50 x 3.40	6HX	**EP09PM4**	4.50	4.00	63.00	11.70	3	DIN 371
		.826				*.177*	*.157*	*2.480*	*.460*		
M 5	0.80	25.00	6.00 x 4.90	6HX	**EP09PM5**	6.00	5.00	70.00	12.60	3	DIN 371
		.984				*.236*	*.196*	*2.755*	*.496*		
M 6	1.00	30.00	6.00 x 4.90	6HX	**EP09PM6**	6.00	6.00	80.00	14.50	3	DIN 371
		1.181				*.236*	*.236*	*3.149*	*.570*		
M 7	1.00	30.00	7.00 x 5.50	6HX	**EP09PM7**	7.00	7.00	80.00	14.50	3	DIN 371
		1.181				*.276*	*.275*	*3.149*	*.570*		
M 8	1.25	35.00	8.00 x 6.20	6HX	**EP09PM8**	8.00	8.00	90.00	17.40	3	DIN 371
		1.377				*.315*	*.314*	*3.543*	*.685*		
M 10	1.50	39.00	10.00 x 8.00	6HX	**EP09PM10**	10.00	10.00	100.00	19.20	3	DIN 371
		1.535				*.394*	*.393*	*3.937*	*.755*		
M 12	1.75	83.00	9.00 x 7.00	6HX	**EP09PM12**	9.00	12.00	110.00	23.00	4	DIN 376
		3.267				*.354*	*.472*	*4.330*	*.905*		
M 14	2.00	81.00	11.00 x 9.00	6HX	**EP09PM14**	11.00	14.00	110.00	25.00	4	DIN 376
		3.188				*.433*	*.551*	*4.330*	*.984*		
M 16	2.00	68.00	12.00 x 9.00	6HX	**EP09PM16**	12.00	16.00	110.00	25.00	4	DIN 376
		2.677				*.472*	*.629*	*4.330*	*.984*		
M 18	2.50	81.00	14.00 x 11.00	6HX	**EP09PM18**	14.00	18.00	125.00	30.00	4	DIN 376
		3.188				*.551*	*.708*	*4.921*	*1.181*		
M 20	2.50	95.00	16.00 x 12.00	6HX	**EP09PM20**	16.00	20.00	140.00	30.00	4	DIN 376
		3.740				*.630*	*.787*	*5.511*	*1.181*		
M 22	2.50	93.00	18.00 x 14.50	6HX	**EP09PM22**	18.00	22.00	140.00	34.00	4	DIN 376
		3.661				*.709*	*.866*	*5.511*	*1.338*		
M 24	3.00	113.00	18.00 x 14.50	6HX	**EP09PM24**	18.00	24.00	160.00	38.00	4	DIN 376
		4.448				*.709*	*.944*	*6.299*	*1.496*		
M 27	3.00	97.00	20.00 x 16.00	6HX	**EP09PM27**	20.00	27.00	160.00	38.00	4	DIN 376
		3.818				*.787*	*1.062*	*6.299*	*1.496*		
M 30	3.50	115.00	22.00 x 18.00	6HX	**EP09PM30**	22.00	30.00	180.00	45.00	4	DIN 376
		4.527				*.866*	*1.181*	*7.086*	*1.771*		

O5 Q5 L253 PHD/PHDX L247 Q1 Q35

Macho de corte CoroTap™ 200 con entrada corregida

Forma de rosca: métrica

THCHT	B
THBTP	0
ULDR	2.5
CNSC	0
SUSTRATO	HSS-PM
RECUBRIMIENTO	CoolTop

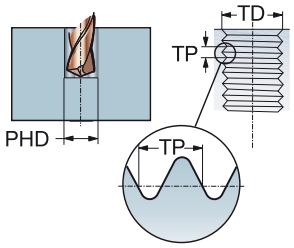

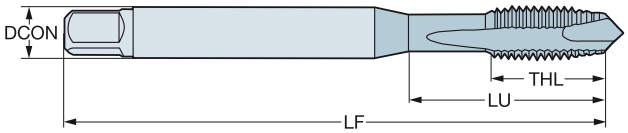

P
≤350HB

						Dimensiones, mm, pulg.					
TDZ	TP	LU	CZC_{MS}	TCTR	**Código de pedido**	DCON	TD	LF	THL	NOF	BSG
M 3	0.50	15.40	3.15 x 2.50	6H	**E049M3**	3.20	3.00	48.00	15.40	3	ISO 529
		.606				*.124*	*.118*	*1.889*	*.606*		
M 4	0.70	18.00	4.00 x 3.15	6H	**E049M4**	4.00	4.00	53.00	18.00	3	ISO 529
		.708				*.157*	*.157*	*2.086*	*.708*		
M 5	0.80	22.00	5.00 x 4.00	6H	**E049M5**	5.00	5.00	58.00	11.20	3	ISO 529
		.866				*.197*	*.196*	*2.283*	*.440*		
M 6	1.00	26.00	6.30 x 5.00	6H	**E049M6**	6.30	6.00	66.00	13.20	3	ISO 529
		1.023				*.248*	*.236*	*2.598*	*.519*		
M 8	1.25	29.00	8.00 x 6.30	6H	**E049M8**	8.00	8.00	72.00	16.30	3	ISO 529
		1.141				*.315*	*.314*	*2.834*	*.641*		
M 10	1.50	34.00	10.00 x 8.00	6H	**E049M10**	10.00	10.00	80.00	18.10	3	ISO 529
		1.338				*.394*	*.393*	*3.149*	*.712*		
M 12	1.75	62.00	9.00 x 7.10	6H	**E049M12**	9.00	12.00	89.00	22.50	3	ISO 529
		2.440				*.354*	*.472*	*3.503*	*.885*		
M 16	2.00	59.00	12.50 x 10.00	6H	**E049M16**	12.50	16.00	102.00	24.50	3	ISO 529
		2.322				*.492*	*.629*	*4.015*	*.964*		
M 20	2.50	68.00	14.00 x 11.20	6H	**E049M20**	14.00	20.00	112.00	29.50	4	ISO 529
		2.677				*.551*	*.787*	*4.409*	*1.161*		

O5 Q5 L253 PHD/PHDX L247 Q1 Q35

Macho de corte CoroTap™ 200 con entrada corregida

Forma de rosca: métrica

THCHT	B
THBTP	0
ULDR	3.0
CNSC	0
SUSTRATO	HSS-E-PM
RECUBRIMIENTO	CoolTop

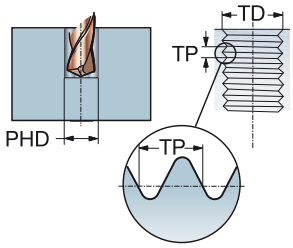

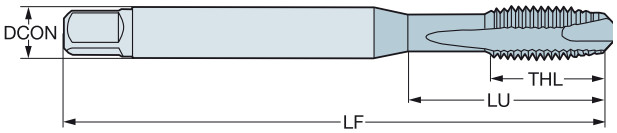

P
≤350HB

						Dimensiones, mm, pulg.					
TDZ	TP	LU	CZC_{MS}	TCTR	**Código de pedido**	DCON	TD	LF	THL	NOF	BSG
M 3	0.50	17.74	.141 x .110	6HX	**EP03PAM3**	3.60	3.00	56.00	9.00	3	DIN/ANSI
		.698				*.141*	*.118*	*2.204*	*.354*		
M 4	0.70	16.58	.168 x .131	6HX	**EP03PAM4**	4.30	4.00	63.00	13.00	3	DIN/ANSI
		.652				*.168*	*.157*	*2.480*	*.511*		
M 5	0.80	21.42	.194 x .152	6HX	**EP03PAM5**	4.90	5.00	70.00	14.00	3	DIN/ANSI
		.843				*.194*	*.196*	*2.755*	*.551*		
M 6	1.00	25.59	.255 x .191	6HX	**EP03PAM6**	6.50	6.00	80.00	15.00	3	DIN/ANSI
		1.007				*.255*	*.236*	*3.149*	*.590*		
M 8	1.25	30.20	.318 x .238	6HX	**EP03PAM8**	8.10	8.00	90.00	18.00	3	DIN/ANSI
		1.189				*.318*	*.314*	*3.543*	*.708*		
M 10	1.50	32.80	.381 x .286	6HX	**EP03PAM10**	9.70	10.00	100.00	20.00	3	DIN/ANSI
		1.291				*.381*	*.393*	*3.937*	*.787*		
M 12	1.75	86.02	.367 x .275	6HX	**EP03PAM12**	9.30	12.00	110.00	23.00	4	DIN/ANSI
		3.386				*.367*	*.472*	*4.330*	*.905*		
M 14	2.00	84.82	.429 x .322	6HX	**EP03PAM14**	10.90	14.00	110.00	23.00	4	DIN/ANSI
		3.339				*.429*	*.551*	*4.330*	*.905*		
M 16	2.00	70.86	.480 x .360	6HX	**EP03PAM16**	12.20	16.00	110.00	23.00	4	DIN/ANSI
		2.789				*.480*	*.629*	*4.330*	*.905*		
M 18	2.50	84.69	.542 x .406	6HX	**EP03PAM18**	13.80	18.00	125.00	30.00	4	DIN/ANSI
		3.334				*.542*	*.708*	*4.921*	*1.181*		
M 20	2.50	97.58	.652 x .489	6HX	**EP03PAM20**	16.60	20.00	140.00	30.00	4	DIN/ANSI
		3.841				*.652*	*.787*	*5.511*	*1.181*		
M 24	3.00	101.60	.760 x .570	6HX	**EP03PAM24**	19.30	24.00	160.00	35.99	4	DIN/ANSI
		3.999				*.760*	*.944*	*6.299*	*1.417*		

O5 Q5 L253 PHD/PHDX L247 Q1 Q35

Macho de corte CoroTap™ 200 con entrada corregida

Forma de rosca: métrica

THCHT	B
THBTP	0
ULDR	2.5
CNSC	0
SUSTRATO	HSS-E
RECUBRIMIENTO	ST

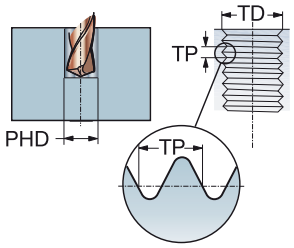

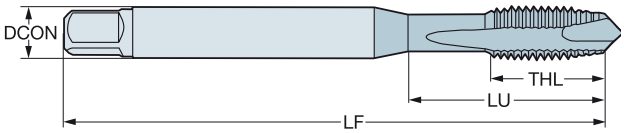

M

						Dimensiones, mm, pulg.					
TDZ	TP	LU	CZC_{MS}	TCTR	**Código de pedido**	DCON	TD	LF	THL	NOF	BSG
M 3	0.50	18.00	3.50 x 2.70	6H	**E344M3**	3.50	3.00	56.00	8.90	3	DIN 371
		.708				*.138*	*.118*	*2.204*	*.350*		
M 4	0.70	21.00	4.50 x 3.40	6H	**E344M4**	4.50	4.00	63.00	11.70	3	DIN 371
		.826				*.177*	*.157*	*2.480*	*.460*		
M 5	0.80	25.00	6.00 x 4.90	6H	**E344M5**	6.00	5.00	70.00	12.60	3	DIN 371
		.984				*.236*	*.196*	*2.755*	*.496*		
M 6	1.00	30.00	6.00 x 4.90	6H	**E344M6**	6.00	6.00	80.00	14.50	3	DIN 371
		1.181				*.236*	*.236*	*3.149*	*.570*		
M 8	1.25	35.00	8.00 x 6.20	6H	**E344M8**	8.00	8.00	90.00	17.40	3	DIN 371
		1.377				*.315*	*.314*	*3.543*	*.685*		
M 10	1.50	39.00	10.00 x 8.00	6H	**E344M10**	10.00	10.00	100.00	19.20	3	DIN 371
		1.535				*.394*	*.393*	*3.937*	*.755*		

O5 Q5 L253 PHD/PHDX L247 Q1 Q35

Macho de corte CoroTap™ 200 con entrada corregida

Forma de rosca: métrica

THCHT	B
THBTP	0
ULDR	2.5
CNSC	0
SUSTRATO	HSS-E
RECUBRIMIENTO	ST

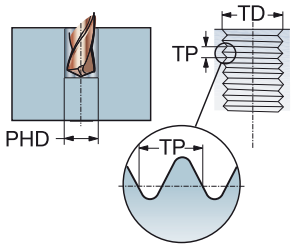

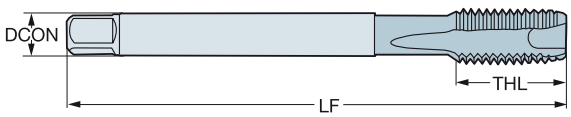

M

TDZ	TP	LU	CZC_{MS}	TCTR	**Código de pedido**	Dimensiones, mm, pulg. DCON	TD	LF	THL	NOF	BSG
M 12	1.75	83.00	9.00 x 7.00	6H	**E345M12**	9.00	12.00	110.00	23.00	4	DIN 376
		3.267				*.354*	*.472*	*4.330*	*.905*		
M 14	2.00	81.00	11.00 x 9.00	6H	**E345M14**	11.00	14.00	110.00	25.00	4	DIN 376
		3.188				*.433*	*.551*	*4.330*	*.984*		
M 16	2.00	68.00	12.00 x 9.00	6H	**E345M16**	12.00	16.00	110.00	25.00	4	DIN 376
		2.677				*.472*	*.629*	*4.330*	*.984*		
M 18	2.50	81.00	14.00 x 11.00	6H	**E345M18**	14.00	18.00	125.00	30.00	4	DIN 376
		3.188				*.551*	*.708*	*4.921*	*1.181*		
M 20	2.50	95.00	16.00 x 12.00	6H	**E345M20**	16.00	20.00	140.00	30.00	4	DIN 376
		3.740				*.630*	*.787*	*5.511*	*1.181*		
M 22	2.50	93.00	18.00 x 14.50	6H	**E345M22**	18.00	22.00	140.00	34.00	4	DIN 376
		3.661				*.709*	*.866*	*5.511*	*1.338*		
M 24	3.00	113.00	18.00 x 14.50	6H	**E345M24**	18.00	24.00	160.00	38.00	4	DIN 376
		4.448				*.709*	*.944*	*6.299*	*1.496*		
M 27	3.00	97.00	20.00 x 16.00	6H	**E345M27**	20.00	27.00	160.00	38.00	4	DIN 376
		3.818				*.787*	*1.062*	*6.299*	*1.496*		
M 30	3.50	115.00	22.00 x 18.00	6H	**E345M30**	22.00	30.00	180.00	45.00	4	DIN 376
		4.527				*.866*	*1.181*	*7.086*	*1.771*		

O5 Q5 L253 PHD/PHDX L247 Q1 Q35

Macho de corte CoroTap™ 200 con entrada corregida

Forma de rosca: métrica

THCHT	B
THBTP	0
ULDR	2.5
CNSC	0
SUSTRATO	HSS-E
RECUBRIMIENTO	CoolTop

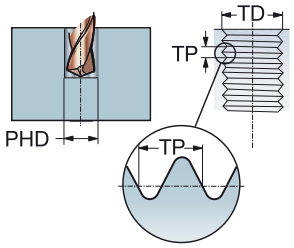

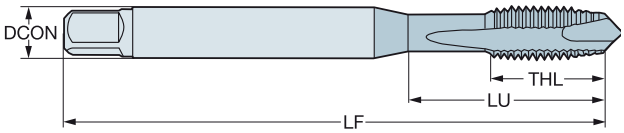

M

						Dimensiones, mm, pulg.					
TDZ	TP	LU	CZC_{MS}	TCTR	**Código de pedido**	DCON	TD	LF	THL	NOF	BSG
M 1	0.25	20.00	2.50 x 2.10	5HX	**E454M1**	2.50	1.00	40.00	5.00	2	DIN 371
		.787				*.098*	*.039*	*1.574*	*.196*		
M 1.2	0.25	20.00	2.50 x 2.10	5HX	**E454M1.2**	2.50	1.20	40.00	5.00	2	DIN 371
		.787				*.098*	*.047*	*1.574*	*.196*		
M 1.4	0.30	20.00	2.50 x 2.10	5HX	**E454M1.4**	2.50	1.40	40.00	6.50	2	DIN 371
		.787				*.098*	*.055*	*1.574*	*.255*		
M 1.6	0.35	20.00	2.50 x 2.10	6H	**E454M1.6**	2.50	1.60	40.00	7.00	2	DIN 371
		.787				*.098*	*.062*	*1.574*	*.275*		
M 1.8	0.35	20.00	2.50 x 2.10	6H	**E454M1.8**	2.50	1.80	40.00	7.00	2	DIN 371
		.787				*.098*	*.070*	*1.574*	*.275*		
M 2	0.40	9.00	2.80 x 2.10	6H	**E454M2**	2.80	2.00	45.00	6.00	2	DIN 371
		.354				*.110*	*.078*	*1.771*	*.236*		
M 2.2	0.45	12.00	2.80 x 2.10	6H	**E454M2.2**	2.80	2.20	45.00	7.00	2	DIN 371
		.472				*.110*	*.086*	*1.771*	*.275*		
M 2.3	0.40	12.00	2.80 x 2.10	6H	**E454M2.3**	2.80	2.30	45.00	7.00	2	DIN 371
		.472				*.110*	*.090*	*1.771*	*.275*		
M 2.5	0.45	12.50	2.80 x 2.10	6H	**E454M2.5**	2.80	2.50	50.00	8.00	2	DIN 371
		.492				*.110*	*.098*	*1.968*	*.314*		
M 2.6	0.45	12.50	2.80 x 2.10	6H	**E454M2.6**	2.80	2.60	50.00	8.00	2	DIN 371
		.492				*.110*	*.102*	*1.968*	*.314*		
M 3	0.50	18.00	3.50 x 2.70	6H	**E454M3**	3.50	3.00	56.00	8.90	3	DIN 371
		.708				*.138*	*.118*	*2.204*	*.350*		
M 4	0.70	21.00	4.50 x 3.40	6H	**E454M4**	4.50	4.00	63.00	11.70	3	DIN 371
		.826				*.177*	*.157*	*2.480*	*.460*		
M 5	0.80	25.00	6.00 x 4.90	6H	**E454M5**	6.00	5.00	70.00	12.60	3	DIN 371
		.984				*.236*	*.196*	*2.755*	*.496*		
M 6	1.00	30.00	6.00 x 4.90	6H	**E454M6**	6.00	6.00	80.00	14.50	3	DIN 371
		1.181				*.236*	*.236*	*3.149*	*.570*		
M 8	1.25	35.00	8.00 x 6.20	6H	**E454M8**	8.00	8.00	90.00	17.40	3	DIN 371
		1.377				*.315*	*.314*	*3.543*	*.685*		
M 10	1.50	39.00	10.00 x 8.00	6H	**E454M10**	10.00	10.00	100.00	19.20	3	DIN 371
		1.535				*.394*	*.393*	*3.937*	*.755*		

O5 Q5 L253 PHD/PHDX L247 Q1 Q35

Macho de corte CoroTap™ 200 con entrada corregida

Forma de rosca: métrica

THCHT	B
THBTP	0
ULDR	2.5
CNSC	0
SUSTRATO	HSS-E
RECUBRIMIENTO	CoolTop

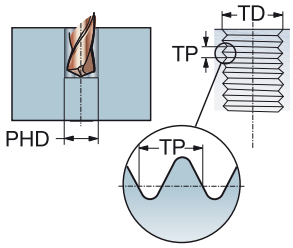

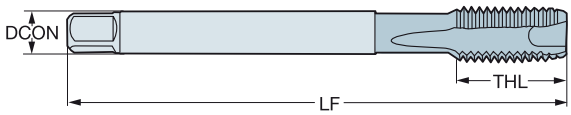

M

TDZ	TP	LU	CZC_{MS}	TCTR	Código de pedido	Dimensiones, mm, pulg. DCON	TD	LF	THL	NOF	BSG
M 12	1.75	83.00	9.00 x 7.00	6H	**E455M12**	9.00	12.00	110.00	23.00	4	DIN 376
		3.267				*.354*	*.472*	*4.330*	*.905*		
M 14	2.00	81.00	11.00 x 9.00	6H	**E455M14**	11.00	14.00	110.00	25.00	4	DIN 376
		3.188				*.433*	*.551*	*4.330*	*.984*		
M 16	2.00	68.00	12.00 x 9.00	6H	**E455M16**	12.00	16.00	110.00	25.00	4	DIN 376
		2.677				*.472*	*.629*	*4.330*	*.984*		
M 18	2.50	81.00	14.00 x 11.00	6H	**E455M18**	14.00	18.00	125.00	30.00	4	DIN 376
		3.188				*.551*	*.708*	*4.921*	*1.181*		
M 20	2.50	95.00	16.00 x 12.00	6H	**E455M20**	16.00	20.00	140.00	30.00	4	DIN 376
		3.740				*.630*	*.787*	*5.511*	*1.181*		

O5

Q5

L253

PHD/PHDX L247

Q1

Q35

Macho de corte CoroTap™ 200 con entrada corregida

Forma de rosca: métrica

THCHT	B
THBTP	0
ULDR	2.5
CNSC	0
SUSTRATO	HSS-PM
RECUBRIMIENTO	ST

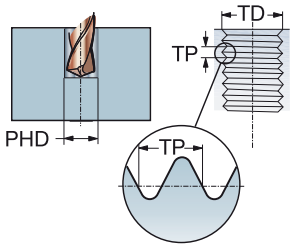

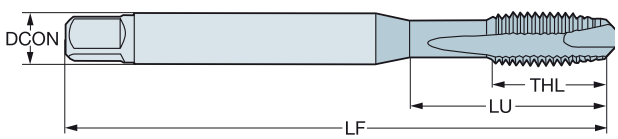

M

TDZ	TP	LU	CZC_{MS}	TCTR	Código de pedido	Dimensiones, mm, pulg. DCON	TD	LF	THL	NOF	BSG
M 3	0.50	15.40	3.15 x 2.50	6H	**E045M3**	3.20	3.00	48.00	15.40	3	ISO 529
		.606				*.124*	*.118*	*1.889*	*.606*		
M 4	0.70	18.00	4.00 x 3.15	6H	**E045M4**	4.00	4.00	53.00	18.00	3	ISO 529
		.708				*.157*	*.157*	*2.086*	*.708*		
M 5	0.80	22.00	5.00 x 4.00	6H	**E045M5**	5.00	5.00	58.00	11.20	3	ISO 529
		.866				*.197*	*.196*	*2.283*	*.440*		
M 6	1.00	26.00	6.30 x 5.00	6H	**E045M6**	6.30	6.00	66.00	13.20	3	ISO 529
		1.023				*.248*	*.236*	*2.598*	*.519*		
M 8	1.25	29.00	8.00 x 6.30	6H	**E045M8**	8.00	8.00	72.00	16.30	3	ISO 529
		1.141				*.315*	*.314*	*2.834*	*.641*		
M 10	1.50	34.00	10.00 x 8.00	6H	**E045M10**	10.00	10.00	80.00	18.10	3	ISO 529
		1.338				*.394*	*.393*	*3.149*	*.712*		
M 12	1.75	62.00	9.00 x 7.10	6H	**E045M12**	9.00	12.00	89.00	22.50	4	ISO 529
		2.440				*.354*	*.472*	*3.503*	*.885*		
M 16	2.00	59.00	12.50 x 10.00	6H	**E045M16**	12.50	16.00	102.00	24.50	4	ISO 529
		2.322				*.492*	*.629*	*4.015*	*.964*		
M 20	2.50	68.00	14.00 x 11.20	6H	**E045M20**	14.00	20.00	112.00	29.50	4	ISO 529
		2.677				*.551*	*.787*	*4.409*	*1.161*		

O5 Q5 L253 PHD/PHDX L247 Q1 Q35

Macho de corte CoroTap™ 200 con entrada corregida

Forma de rosca: métrica

THCHT	B
THBTP	0
ULDR	2.5
CNSC	0
SUSTRATO	HSS-PM
RECUBRIMIENTO	SmoothTop

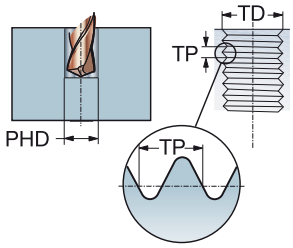

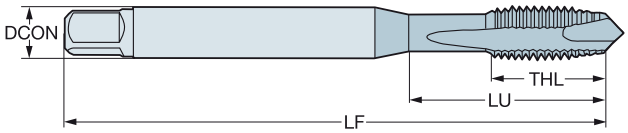

M

TDZ	TP	LU	CZC_{MS}	TCTR	Código de pedido	Dimensiones, mm, pulg. DCON	TD	LF	THL	NOF	BSG
M 3	0.50	15.40	3.15 x 2.50	6H	**E046M3**	3.20	3.00	48.00	15.40	3	ISO 529
		.606				*.124*	*.118*	*1.889*	*.606*		
M 4	0.70	18.00	4.00 x 3.15	6H	**E046M4**	4.00	4.00	53.00	18.00	3	ISO 529
		.708				*.157*	*.157*	*2.086*	*.708*		
M 5	0.80	22.00	5.00 x 4.00	6H	**E046M5**	5.00	5.00	58.00	11.20	3	ISO 529
		.866				*.197*	*.196*	*2.283*	*.440*		
M 6	1.00	26.00	6.30 x 5.00	6H	**E046M6**	6.30	6.00	66.00	13.20	3	ISO 529
		1.023				*.248*	*.236*	*2.598*	*.519*		
M 8	1.25	29.00	8.00 x 6.30	6H	**E046M8**	8.00	8.00	72.00	16.30	3	ISO 529
		1.141				*.315*	*.314*	*2.834*	*.641*		
M 10	1.50	34.00	10.00 x 8.00	6H	**E046M10**	10.00	10.00	80.00	18.10	3	ISO 529
		1.338				*.394*	*.393*	*3.149*	*.712*		
M 12	1.75	62.00	9.00 x 7.10	6H	**E046M12**	9.00	12.00	89.00	22.50	4	ISO 529
		2.440				*.354*	*.472*	*3.503*	*.885*		
M 16	2.00	59.00	12.50 x 10.00	6H	**E046M16**	12.50	16.00	102.00	24.50	4	ISO 529
		2.322				*.492*	*.629*	*4.015*	*.964*		
M 20	2.50	68.00	14.00 x 11.20	6H	**E046M20**	14.00	20.00	112.00	29.50	4	ISO 529
		2.677				*.551*	*.787*	*4.409*	*1.161*		

O5 Q5 L253 PHD/PHDX L247 Q1 Q35

Macho de corte CoroTap™ 200 con entrada corregida

Forma de rosca: métrica

THCHT	B
THBTP	0
ULDR	2.5
CNSC	0
SUSTRATO	HSS-E-PM
RECUBRIMIENTO	SmoothTop

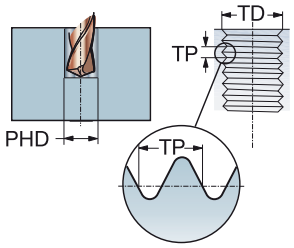

M

						Dimensiones, mm, pulg.					
TDZ	TP	LU	CZC_{MS}	TCTR	**Código de pedido**	DCON	TD	LF	THL	NOF	BSG
M 4	0.70	16.58	.168 x .131	6H	**E852M4**	4.30	4.00	63.00	13.00	3	DIN/ANSI
		.652				*.168*	*.157*	*2.480*	*.511*		
M 5	0.80	21.42	.194 x .152	6H	**E852M5**	4.90	5.00	70.00	14.00	3	DIN/ANSI
		.843				*.194*	*.196*	*2.755*	*.551*		
M 6	1.00	25.59	.255 x .191	6H	**E852M6**	6.50	6.00	80.00	15.00	3	DIN/ANSI
		1.007				*.255*	*.236*	*3.149*	*.590*		
M 8	1.25	30.20	.318 x .238	6H	**E852M8**	8.10	8.00	90.00	18.00	3	DIN/ANSI
		1.189				*.318*	*.314*	*3.543*	*.708*		
M 10	1.50	32.80	.381 x .286	6H	**E852M10**	9.70	10.00	100.00	20.00	3	DIN/ANSI
		1.291				*.381*	*.393*	*3.937*	*.787*		
M 12	1.75	86.02	.367 x .275	6H	**E852M12**	9.30	12.00	110.00	23.00	4	DIN/ANSI
		3.386				*.367*	*.472*	*4.330*	*.905*		
M 16	2.00	70.86	.480 x .360	6H	**E852M16**	12.20	16.00	110.00	23.00	4	DIN/ANSI
		2.789				*.480*	*.629*	*4.330*	*.905*		
M 18	2.50	84.69	.542 x .406	6H	**E852M18**	13.80	18.00	125.00	30.00	4	DIN/ANSI
		3.334				*.542*	*.708*	*4.921*	*1.181*		

O5 Q5 L253 PHD/PHDX L247 Q1 Q35

Macho de corte CoroTap™ 200 con entrada corregida

Forma de rosca: métrica

THCHT	B
THBTP	0
ULDR	3.0
CNSC	0
SUSTRATO	HSS-E

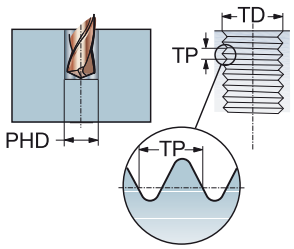

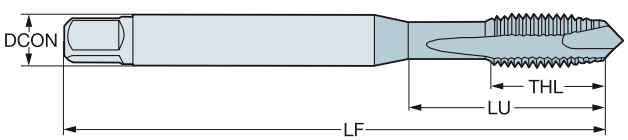

N

TDZ	TP	LU	CZC_{MS}	TCTR	Código de pedido	Dimensiones, mm, pulg. DCON	TD	LF	THL	NOF	BSG
M 3	0.50	16.00	3.50 x 2.70	6H	**E358M3**	3.50	3.00	56.00	9.00	2	DIN 371
		.629				*.138*	*.118*	*2.204*	*.354*		
M 4	0.70	19.00	4.50 x 3.40	6H	**E358M4**	4.50	4.00	63.00	12.00	2	DIN 371
		.748				*.177*	*.157*	*2.480*	*.472*		
M 5	0.80	23.00	6.00 x 4.90	6H	**E358M5**	6.00	5.00	70.00	13.00	2	DIN 371
		.905				*.236*	*.196*	*2.755*	*.511*		
M 6	1.00	27.00	6.00 x 4.90	6H	**E358M6**	6.00	6.00	80.00	15.00	3	DIN 371
		1.062				*.236*	*.236*	*3.149*	*.590*		
M 8	1.25	28.00	8.00 x 6.20	6H	**E358M8**	8.00	8.00	90.00	18.00	3	DIN 371
		1.102				*.315*	*.314*	*3.543*	*.708*		
M 10	1.50	30.00	10.00 x 8.00	6H	**E358M10**	10.00	10.00	100.00	20.00	3	DIN 371
		1.181				*.394*	*.393*	*3.937*	*.787*		

O5 Q5 L253 PHD/PHDX L247 Q1 Q35

Macho de corte CoroTap™ 200 con entrada corregida

Forma de rosca: métrica

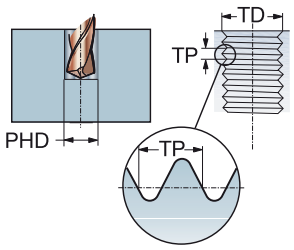

THCHT	B
THBTP	0
ULDR	3.0
CNSC	0
SUSTRATO	HSS-E

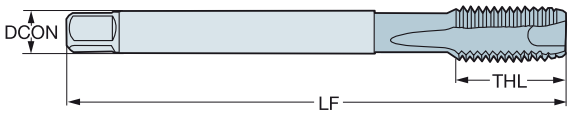

N

TDZ	TP	LU	CZC_{MS}	TCTR	Código de pedido	Dimensiones, mm, pulg. DCON	TD	LF	THL	NOF	BSG
M 12	1.75	83.00	9.00 x 7.00	6H	**E359M12**	9.00	12.00	110.00	23.00	3	DIN 376
		3.267				*.354*	*.472*	*4.330*	*.905*		
M 14	2.00	81.00	11.00 x 9.00	6H	**E359M14**	11.00	14.00	110.00	25.00	4	DIN 376
		3.188				*.433*	*.551*	*4.330*	*.984*		
M 16	2.00	68.00	12.00 x 9.00	6H	**E359M16**	12.00	16.00	110.00	25.00	4	DIN 376
		2.677				*.472*	*.629*	*4.330*	*.984*		

O5 Q5 L253 PHD/PHDX L247 Q1 Q35

Macho de corte CoroTap™ 200 con entrada corregida

Forma de rosca: métrica

THCHT	B
THBTP	0
ULDR	3.0
CNSC	0
SUSTRATO	HSS-E
RECUBRIMIENTO	SmoothTop

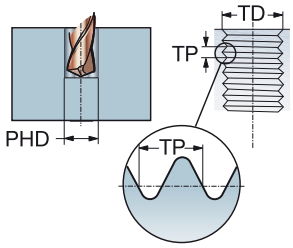

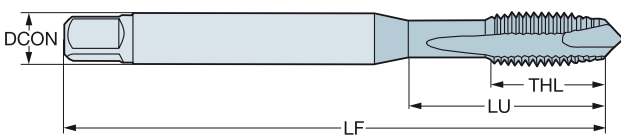

N

TDZ	TP	LU	CZC_{MS}	TCTR	Código de pedido	Dimensiones, mm, pulg. DCON	TD	LF	THL	NOF	BSG
M 3	0.50	16.00	3.50 x 2.70	6H	**E448M3**	3.50	3.00	56.00	9.00	2	DIN 371
		.629				*.138*	*.118*	*2.204*	*.354*		
M 4	0.70	19.00	4.50 x 3.40	6H	**E448M4**	4.50	4.00	63.00	12.00	2	DIN 371
		.748				*.177*	*.157*	*2.480*	*.472*		
M 5	0.80	23.00	6.00 x 4.90	6H	**E448M5**	6.00	5.00	70.00	13.00	2	DIN 371
		.905				*.236*	*.196*	*2.755*	*.511*		
M 6	1.00	27.00	6.00 x 4.90	6H	**E448M6**	6.00	6.00	80.00	15.00	3	DIN 371
		1.062				*.236*	*.236*	*3.149*	*.590*		
M 8	1.25	28.00	8.00 x 6.20	6H	**E448M8**	8.00	8.00	90.00	18.00	3	DIN 371
		1.102				*.315*	*.314*	*3.543*	*.708*		
M 10	1.50	30.00	10.00 x 8.00	6H	**E448M10**	10.00	10.00	100.00	20.00	3	DIN 371
		1.181				*.394*	*.393*	*3.937*	*.787*		

O5 Q5 L253 PHD/PHDX L247 Q1 Q35

Macho de corte CoroTap™ 200 con entrada corregida

Forma de rosca: métrica

THCHT	B
THBTP	0
ULDR	3.0
CNSC	0
SUSTRATO	HSS-E
RECUBRIMIENTO	SmoothTop

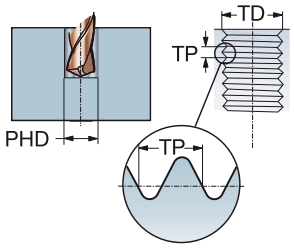

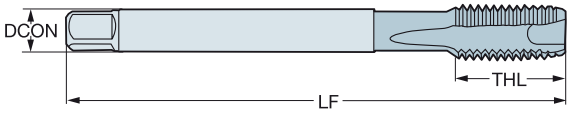

N

TDZ	TP	LU	CZC_{MS}	TCTR	Código de pedido	Dimensiones, mm, pulg. DCON	TD	LF	THL	NOF	BSG
M 12	1.75	83.00	9.00 x 7.00	6H	**E449M12**	9.00	12.00	110.00	23.00	3	DIN 376
		3.267				*.354*	*.472*	*4.330*	*.905*		
M 14	2.00	81.00	11.00 x 9.00	6H	**E449M14**	11.00	14.00	110.00	25.00	4	DIN 376
		3.188				*.433*	*.551*	*4.330*	*.984*		
M 16	2.00	68.00	12.00 x 9.00	6H	**E449M16**	12.00	16.00	110.00	25.00	4	DIN 376
		2.677				*.472*	*.629*	*4.330*	*.984*		

O5 Q5 L253 PHD/PHDX L247 Q1 Q35

Macho de corte CoroTap™ 200 con entrada corregida

Forma de rosca: métrica

THCHT	B
THBTP	0
ULDR	3.0
CNSC	0
SUSTRATO	HSS-E-PM

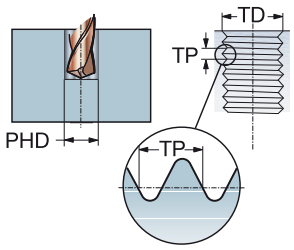

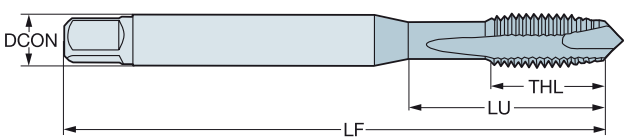

N

TDZ	TP	LU	CZC_{MS}	TCTR	Código de pedido	Dimensiones, mm, pulg. DCON	TD	LF	THL	NOF	BSG
M 3	0.50	15.88	.141 x .110	6H	**E856M3**	3.60	3.00	56.00	9.00	2	DIN/ANSI
		.625				*.141*	*.118*	*2.204*	*.354*		
M 4	0.70	16.58	.168 x .131	6H	**E856M4**	4.30	4.00	63.00	13.00	2	DIN/ANSI
		.652				*.168*	*.157*	*2.480*	*.511*		
M 5	0.80	21.42	.194 x .152	6H	**E856M5**	4.90	5.00	70.00	14.00	2	DIN/ANSI
		.843				*.194*	*.196*	*2.755*	*.551*		
M 6	1.00	25.59	.255 x .191	6H	**E856M6**	6.50	6.00	80.00	15.00	3	DIN/ANSI
		1.007				*.255*	*.236*	*3.149*	*.590*		
M 8	1.25	30.20	.318 x .238	6H	**E856M8**	8.10	8.00	90.00	18.00	3	DIN/ANSI
		1.189				*.318*	*.314*	*3.543*	*.708*		
M 10	1.50	32.80	.381 x .286	6H	**E856M10**	9.70	10.00	100.00	20.00	3	DIN/ANSI
		1.291				*.381*	*.393*	*3.937*	*.787*		
M 12	1.75	86.02	.367 x .275	6H	**E856M12**	9.30	12.00	110.00	23.01	4	DIN/ANSI
		3.386				*.367*	*.472*	*4.330*	*.905*		

O5 Q5 L253 PHD/PHDX L247 Q1 Q35

Macho de corte CoroTap™ 200 con entrada corregida

Forma de rosca: métrica

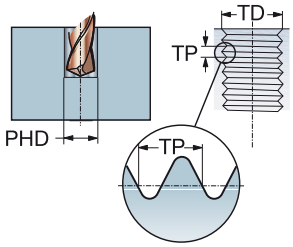

THCHT	B
THBTP	1
ULDR	2.0
TCTR	6H
CNSC	0

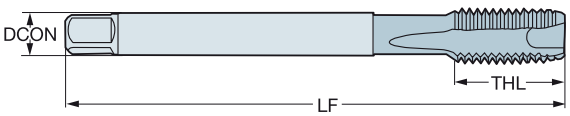

TDZ	TP	LU	CZC_{MS}	Código de pedido	S / D115	Dimensiones, mm, pulg. DCON	TD	LF	THL	NOF	BSG
M 3	0.50	15.00	3.50 x 2.70	T200-SD100DA-M3	☆	3.50	3.00	55.64	15.00	3	DIN 371
		.590				*.138*	*.118*	*2.190*	*.590*		
M 4	0.70	20.00	4.50 x 3.40	T200-SD100DA-M4	☆	4.50	4.00	62.52	20.00	3	DIN 371
		.787				*.177*	*.157*	*2.461*	*.787*		
M 5	0.80	25.00	6.00 x 4.90	T200-SD100DA-M5	☆	6.00	5.00	69.42	25.00	3	DIN 371
		.984				*.236*	*.196*	*2.733*	*.984*		
M 6	1.00	30.00	6.00 x 4.90	T200-SD100DA-M6	☆	6.00	6.00	79.31	30.00	3	DIN 371
		1.181				*.236*	*.236*	*3.122*	*1.181*		
M 8	1.25	40.00	8.00 x 6.20	T200-SD100DA-M8	☆	8.00	8.00	89.18	40.00	3	DIN 371
		1.574				*.315*	*.314*	*3.511*	*1.574*		
M 10	1.50	50.00	10.00 x 8.00	T200-SD100DA-M10	☆	10.00	10.00	98.97	50.00	3	DIN 371
		1.968				*.394*	*.393*	*3.896*	*1.968*		
M 12	1.75	67.85	9.00 x 7.00	T200-SD100DA-M12	☆	9.00	12.00	109.65	23.00	4	DIN 376
		2.671				*.354*	*.472*	*4.316*	*.905*		
M 14	2.00	66.20	11.00 x 9.00	T200-SD100DA-M14	☆	11.00	14.00	110.00	25.00	4	DIN 376
		2.606				*.433*	*.551*	*4.330*	*.984*		
M 16	2.00	66.20	12.00 x 9.00	T200-SD100DA-M16	☆	12.00	16.00	110.00	25.00	4	DIN 376
		2.606				*.472*	*.629*	*4.330*	*.984*		
M 18	2.50	79.20	14.00 x 11.00	T200-SD100DA-M18	☆	14.00	18.00	125.00	30.00	4	DIN 376
		3.118				*.551*	*.708*	*4.921*	*1.181*		
M 20	2.50	93.20	16.00 x 12.00	T200-SD100DA-M20	☆	16.00	20.00	140.00	30.00	4	DIN 376
		3.669				*.630*	*.787*	*5.511*	*1.181*		

O5 Q5 L253 PHD/PHDX L247 Q1 Q35 Q34

Macho de corte CoroTap™ 200 con entrada corregida

Forma de rosca: métrica

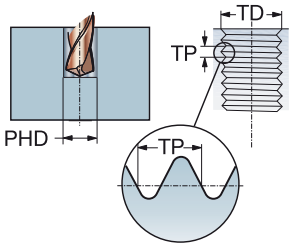

THCHT	B
THBTP	1
ULDR	2.5
TCTR	6H
CNSC	0

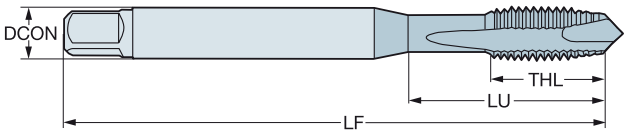

TDZ	TP	LU	CZC_{MS}	Código de pedido	P						M				K						N				S				Dimensiones, mm, pulg.					
					B110	B145	B150	C110	C145	C150	B110	B145	C110	C145	B110	B145	B150	C110	C145	C150	B110	B150	C110	C150	B110	B150	C110	C150	DCON	TD	LF	THL	NOF	BSG
M 2	0.40	9.00	2.80 x 2.10	T200-XM100DA-M2				☆	☆	☆			☆	☆				☆	☆	☆			☆	☆			☆	☆	2.80	2.00	45.00	6.00	2	DIN 371
		.354																											*.110*	*.078*	*1.771*	*.236*		
M 2.5	0.45	12.50	2.80 x 2.10	T200-XM100DA-M2.5				☆	☆	☆			☆	☆				☆	☆	☆			☆	☆			☆	☆	2.80	2.50	50.00	8.00	2	DIN 371
		.492																											*.110*	*.098*	*1.968*	*.314*		
M 3	0.50	18.00	3.50 x 2.70	T200-XM100DA-M3				☆	☆	☆			☆	☆				☆	☆	☆			☆	☆			☆	☆	3.50	3.00	56.00	8.90	3	DIN 371
		.708																											*.138*	*.118*	*2.204*	*.350*		
M 3.5	0.60	20.00	4.00 x 3.00	T200-XM100DA-M3.5				☆	☆	☆			☆	☆				☆	☆	☆			☆	☆			☆	☆	4.00	3.50	56.00	10.80	3	DIN 371
		.787																											*.157*	*.137*	*2.204*	*.425*		
M 4	0.70	21.00	4.50 x 3.40	T200-XM100DA-M4				☆	☆	☆			☆	☆				☆	☆	☆			☆	☆			☆	☆	4.50	4.00	63.00	11.70	3	DIN 371
		.826																											*.177*	*.157*	*2.480*	*.460*		
M 4.5	0.75	25.00	6.00 x 4.90	T200-XM100DA-M4.5				☆	☆	☆			☆	☆				☆	☆	☆			☆	☆			☆	☆	6.00	4.50	70.00	13.00	3	DIN 371
		.984																											*.236*	*.177*	*2.755*	*.511*		
M 5	0.80	25.00	6.00 x 4.90	T200-XM100DA-M5				☆	☆	☆			☆	☆				☆	☆	☆			☆	☆			☆	☆	6.00	5.00	70.00	12.60	3	DIN 371
		.984																											*.236*	*.196*	*2.755*	*.496*		
M 6	1.00	30.00	6.00 x 4.90	T200-XM100DA-M6				☆	☆	☆			☆	☆				☆	☆	☆			☆	☆			☆	☆	6.00	6.00	80.00	14.50	3	DIN 371
		1.181																											*.236*	*.236*	*3.149*	*.570*		
M 7	1.00	30.00	7.00 x 5.50	T200-XM100DA-M7				☆	☆	☆			☆	☆				☆	☆	☆			☆	☆			☆	☆	7.00	7.00	80.00	14.50	3	DIN 371
		1.181																											*.276*	*.275*	*3.149*	*.570*		
M 8	1.25	35.00	8.00 x 6.20	T200-XM100DA-M8				☆	☆	☆			☆	☆				☆	☆	☆			☆	☆			☆	☆	8.00	8.00	90.00	17.40	3	DIN 371
		1.377																											*.315*	*.314*	*3.543*	*.685*		
M 10	1.50	39.00	10.00 x 8.00	T200-XM100DA-M10				☆	☆	☆			☆	☆				☆	☆	☆			☆	☆			☆	☆	10.00	10.00	100.00	19.20	3	DIN 371
		1.535																											*.394*	*.393*	*3.937*	*.755*		
M 3	0.50	37.00	2.20 x 1.80	T200-XM101DA-M3				☆	☆	☆			☆	☆				☆	☆	☆			☆	☆			☆	☆	2.20	3.00	56.00	10.00	3	DIN 376
		1.456																											*.087*	*.118*	*2.204*	*.393*		
M 4	0.70	43.00	2.80 x 2.10	T200-XM101DA-M4				☆	☆	☆			☆	☆				☆	☆	☆			☆	☆			☆	☆	2.80	4.00	63.00	11.90	3	DIN 376
		1.692																											*.110*	*.157*	*2.480*	*.468*		
M 5	0.80	49.00	3.50 x 2.70	T200-XM101DA-M5				☆	☆	☆			☆	☆				☆	☆	☆			☆	☆			☆	☆	3.50	5.00	70.00	13.20	3	DIN 376
		1.929																											*.138*	*.196*	*2.755*	*.519*		
M 6	1.00	59.00	4.50 x 3.40	T200-XM101DA-M6				☆	☆	☆			☆	☆				☆	☆	☆			☆	☆			☆	☆	4.50	6.00	80.00	15.10	3	DIN 376
		2.322																											*.177*	*.236*	*3.149*	*.594*		
M 8	1.25	67.00	6.00 x 4.90	T200-XM101DA-M8				☆	☆	☆			☆	☆				☆	☆	☆			☆	☆			☆	☆	6.00	8.00	90.00	18.00	3	DIN 376
		2.637																											*.236*	*.314*	*3.543*	*.708*		
M 10	1.50	77.00	7.00 x 5.50	T200-XM101DA-M10				☆	☆	☆			☆	☆				☆	☆	☆			☆	☆			☆	☆	7.00	10.00	100.00	20.00	3	DIN 376
		3.031																											*.276*	*.393*	*3.937*	*.787*		
M 12	1.75	83.00	9.00 x 7.00	T200-XM101DA-M12				☆	☆	☆			☆	☆				☆	☆	☆			☆	☆			☆	☆	9.00	12.00	110.00	23.00	3	DIN 376
		3.267																											*.354*	*.472*	*4.330*	*.905*		
M 14	2.00	81.00	11.00 x 9.00	T200-XM101DA-M14				☆	☆	☆			☆	☆				☆	☆	☆			☆	☆			☆	☆	11.00	14.00	110.00	25.00	3	DIN 376
		3.188																											*.433*	*.551*	*4.330*	*.984*		
M 16	2.00	68.00	12.00 x 9.00	T200-XM101DA-M16				☆	☆	☆			☆	☆				☆	☆	☆			☆	☆			☆	☆	12.00	16.00	110.00	25.00	3	DIN 376
		2.677																											*.472*	*.629*	*4.330*	*.984*		
M 18	2.50	81.00	14.00 x 11.00	T200-XM101DA-M18	☆	☆	☆				☆	☆			☆	☆	☆				☆	☆			☆	☆			14.00	18.00	125.00	30.00	4	DIN 376
		3.188																											*.551*	*.708*	*4.921*	*1.181*		
M 20	2.50	95.00	16.00 x 12.00	T200-XM101DA-M20	☆	☆	☆				☆	☆			☆	☆	☆				☆	☆			☆	☆			16.00	20.00	140.00	30.00	4	DIN 376
		3.740																											*.630*	*.787*	*5.511*	*1.181*		
M 22	2.50	93.00	18.00 x 14.50	T200-XM101DA-M22	☆	☆	☆				☆	☆			☆	☆	☆				☆	☆			☆	☆			18.00	22.00	140.00	34.00	4	DIN 376
		3.661																											*.709*	*.866*	*5.511*	*1.338*		

O5 Q5 L253 PHD/PHDX L247 Q1 Q35 Q34

Macho de corte CoroTap™ 200 con entrada corregida

Forma de rosca: métrica

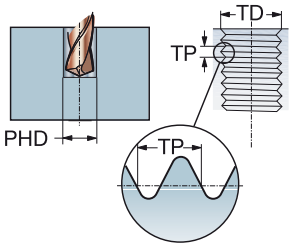

THCHT	B
THBTP	1
ULDR	2.5
TCTR	6H
CNSC	0

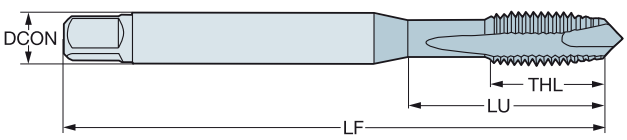

TDZ	TP	LU	CZC_{MS}	Código de pedido	P						M				K						N				S				Dimensiones, mm, pulg.					
					B110	B145	B150	C110	C145	C150	B110	B145	C110	C145	B110	B145	B150	C110	C145	C150	B110	B150	C110	C150	B110	B150	C110	C150	DCON	TD	LF	THL	NOF	BSG
M 24	3.00	113.00	18.00 x 14.50	T200-XM101DA-M24	☆	☆	☆				☆	☆			☆	☆	☆				☆	☆			☆	☆			18.00	24.00	160.00	38.00	4	DIN 376
		4.448																											*.709*	*.944*	*6.299*	*1.496*		
M 27	3.00	97.00	20.00 x 16.00	T200-XM101DA-M27	☆	☆	☆				☆	☆			☆	☆	☆				☆	☆			☆	☆			20.00	27.00	160.00	38.00	4	DIN 376
		3.818																											*.787*	*1.062*	*6.299*	*1.496*		
M 30	3.50	115.00	22.00 x 18.00	T200-XM101DA-M30	☆	☆	☆				☆	☆			☆	☆	☆				☆	☆			☆	☆			22.00	30.00	180.00	45.00	4	DIN 376
		4.527																											*.866*	*1.181*	*7.086*	*1.771*		

O5 Q5 L253 PHD/PHDX L247 Q1 Q35 Q34

Macho de corte CoroTap™ 200 con entrada corregida

Forma de rosca: métrica

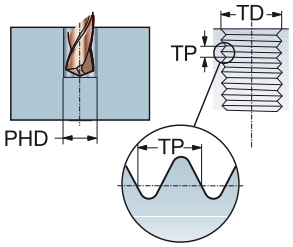

THCHT	B
THBTP	0
ULDR	2.5
TCTR	6G
CNSC	0

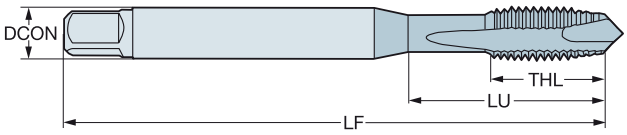

TDZ	TP	LU	CZC_{MS}	Código de pedido	P						M				K						N				S				Dimensiones, mm, pulg.					
					B110	B145	B150	C110	C145	C150	B110	B145	C110	C145	B110	B145	B150	C110	C145	C150	B110	B150	C110	C150	B110	B150	C110	C150	DCON	TD	LF	THL	NOF	BSG
M 3	0.50	18.00	3.50 x 2.70	T200-XM104DA-M3				☆	☆	☆			☆	☆				☆	☆	☆			☆	☆			☆	☆	3.50	3.00	56.00	8.90	3	DIN 371
		.708																											*.138*	*.118*	*2.204*	*.350*		
M 4	0.70	21.00	4.50 x 3.40	T200-XM104DA-M4				☆	☆	☆			☆	☆				☆	☆	☆			☆	☆			☆	☆	4.50	4.00	63.00	12.00	3	DIN 371
		.826																											*.177*	*.157*	*2.480*	*.472*		
M 5	0.80	25.00	6.00 x 4.90	T200-XM104DA-M5				☆	☆	☆			☆	☆				☆	☆	☆			☆	☆			☆	☆	6.00	5.00	70.00	13.00	3	DIN 371
		.984																											*.236*	*.196*	*2.755*	*.511*		
M 6	1.00	30.00	6.00 x 4.90	T200-XM104DA-M6				☆	☆	☆			☆	☆				☆	☆	☆			☆	☆			☆	☆	6.00	6.00	80.00	15.00	3	DIN 371
		1.181																											*.236*	*.236*	*3.149*	*.590*		
M 8	1.25	35.00	8.00 x 6.20	T200-XM104DA-M8				☆	☆	☆			☆	☆				☆	☆	☆			☆	☆			☆	☆	8.00	8.00	90.00	18.00	3	DIN 371
		1.377																											*.315*	*.314*	*3.543*	*.708*		
M 10	1.50	39.00	10.00 x 8.00	T200-XM104DA-M10				☆	☆	☆			☆	☆				☆	☆	☆			☆	☆			☆	☆	10.00	10.00	100.00	20.00	3	DIN 371
		1.535																											*.394*	*.393*	*3.937*	*.787*		
M 12	1.75	83.00	9.00 x 7.00	T200-XM105DA-M12				☆	☆	☆			☆	☆				☆	☆	☆			☆	☆			☆	☆	9.00	12.00	110.00	23.00	3	DIN 376
		3.267																											*.354*	*.472*	*4.330*	*.905*		
M 16	2.00	68.00	12.00 x 9.00	T200-XM105DA-M16				☆	☆	☆			☆	☆				☆	☆	☆			☆	☆			☆	☆	12.00	16.00	110.00	25.00	3	DIN 376
		2.677																											*.472*	*.629*	*4.330*	*.984*		
M 20	2.50	95.00	16.00 x 12.00	T200-XM105DA-M20	☆	☆	☆				☆	☆			☆	☆	☆				☆	☆			☆	☆			16.00	20.00	140.00	30.00	4	DIN 376
		3.740																											*.630*	*.787*	*5.511*	*1.181*		

O5 Q5 L253 PHD/PHDX L247 Q1 Q35 Q34

Macho de corte CoroTap™ 200 con entrada corregida

Forma de rosca: métrica

THCHT	B
THBTP	0
ULDR	3.0
CNSC	0
SUSTRATO	HSS-E
RECUBRIMIENTO	CoolTop

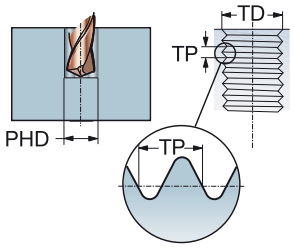

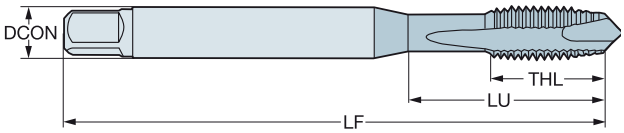

P M K N S

TDZ	TP	LU	CZC_{MS}	TCTR	Código de pedido	Dimensiones, mm, pulg. DCON	TD	LF	THL	NOF	BSG
M 3	0.50	18.00	3.50 x 2.70	6H	**E616M3**	3.50	3.00	112.00	9.00	3	DIN 371
		.708				*.138*	*.118*	*4.409*	*.354*		
M 4	0.70	21.00	4.50 x 3.40	6H	**E616M4**	4.50	4.00	112.00	12.00	3	DIN 371
		.826				*.177*	*.157*	*4.409*	*.472*		
M 5	0.80	25.00	6.00 x 4.90	6H	**E616M5**	6.00	5.00	125.00	13.00	3	DIN 371
		.984				*.236*	*.196*	*4.921*	*.511*		
M 6	1.00	30.00	6.00 x 4.90	6H	**E616M6**	6.00	6.00	125.00	15.00	3	DIN 371
		1.181				*.236*	*.236*	*4.921*	*.590*		
M 8	1.25	40.00	8.00 x 6.20	6H	**E616M8**	8.00	8.00	140.00	18.00	3	DIN 371
		1.574				*.315*	*.314*	*5.511*	*.708*		
M 10	1.50	50.00	10.00 x 8.00	6H	**E616M10**	10.00	10.00	160.00	20.00	3	DIN 371
		1.968				*.394*	*.393*	*6.299*	*.787*		
M 12	1.75	153.00	9.00 x 7.00	6H	**E616M12**	9.00	12.00	180.00	23.00	3	DIN 376
		6.023				*.354*	*.472*	*7.086*	*.905*		
M 14	2.00	151.00	11.00 x 9.00	6H	**E616M14**	11.00	14.00	180.00	25.00	3	DIN 376
		5.944				*.433*	*.551*	*7.086*	*.984*		
M 16	2.00	158.00	12.00 x 9.00	6H	**E616M16**	12.00	16.00	200.00	25.00	3	DIN 376
		6.220				*.472*	*.629*	*7.874*	*.984*		
M 20	2.50	179.00	16.00 x 12.00	6H	**E616M20**	16.00	20.00	224.00	30.00	4	DIN 376
		7.047				*.630*	*.787*	*8.818*	*1.181*		

O5 L253 PHD/PHDX L247 ISO 13399 Q1 CNSC CXSC Q35

Macho de corte CoroTap™ 200 con entrada corregida

Forma de rosca: métrica

THCHT	B
THBTP	0
ULDR	2.5
CNSC	0
SUSTRATO	HSS-PM

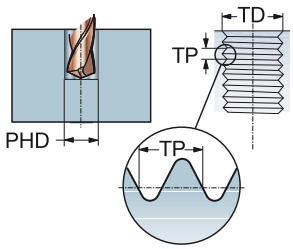

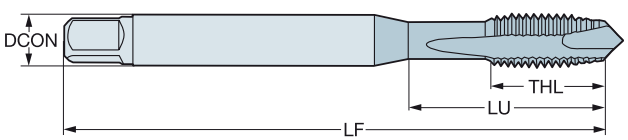

P K N S

TDZ	TP	LU	CZC_{MS}	TCTR	Código de pedido	Dimensiones, mm, pulg. DCON	TD	LF	THL	NOF	BSG
M 1.6	0.35	7.00	2.50 x 2.00	6H	E000M1.6	2.50	1.60	41.00	7.00	2	ISO 529
		.275				*.098*	*.062*	*1.614*	*.275*		
M 2	0.40	8.00	2.50 x 2.00	6H	E000M2	2.50	2.00	41.00	8.00	2	ISO 529
		.314				*.098*	*.078*	*1.614*	*.314*		
M 2.5	0.45	9.50	2.80 x 2.24	6H	E000M2.5	2.80	2.50	44.50	9.50	2	ISO 529
		.374				*.110*	*.098*	*1.751*	*.374*		
M 3	0.50	15.40	3.15 x 2.50	6H	E000M3	3.20	3.00	48.00	15.40	3	ISO 529
		.606				*.124*	*.118*	*1.889*	*.606*		
M 3.5	0.60	17.40	3.55 x 2.80	6H	E000M3.5	3.60	3.50	50.00	17.50	3	ISO 529
		.685				*.140*	*.137*	*1.968*	*.688*		
M 4	0.70	18.00	4.00 x 3.15	6H	E000M4	4.00	4.00	53.00	18.00	3	ISO 529
		.708				*.157*	*.157*	*2.086*	*.708*		
M 5	0.80	22.00	5.00 x 4.00	6H	E000M5	5.00	5.00	58.00	11.20	3	ISO 529
		.866				*.197*	*.196*	*2.283*	*.440*		
M 6	1.00	26.00	6.30 x 5.00	6H	E000M6	6.30	6.00	66.00	13.20	3	ISO 529
		1.023				*.248*	*.236*	*2.598*	*.519*		
M 7	1.00	26.00	7.10 x 5.60	6H	E000M7	7.10	7.00	66.00	13.00	3	ISO 529
		1.023				*.280*	*.275*	*2.598*	*.511*		
M 8	1.25	29.00	8.00 x 6.30	6H	E000M8	8.00	8.00	72.00	16.30	3	ISO 529
		1.141				*.315*	*.314*	*2.834*	*.641*		
M 10	1.50	34.00	10.00 x 8.00	6H	E000M10	10.00	10.00	80.00	18.10	3	ISO 529
		1.338				*.394*	*.393*	*3.149*	*.712*		
M 12	1.75	62.00	9.00 x 7.10	6H	E000M12	9.00	12.00	89.00	22.50	3	ISO 529
		2.440				*.354*	*.472*	*3.503*	*.885*		
M 14	2.00	66.00	11.20 x 9.00	6H	E000M14	11.20	14.00	95.00	24.50	3	ISO 529
		2.598				*.441*	*.551*	*3.740*	*.964*		
M 16	2.00	59.00	12.50 x 10.00	6H	E000M16	12.50	16.00	102.00	24.50	3	ISO 529
		2.322				*.492*	*.629*	*4.015*	*.964*		
M 18	2.50	68.00	14.00 x 11.20	6H	E000M18	14.00	18.00	112.00	29.50	4	ISO 529
		2.677				*.551*	*.708*	*4.409*	*1.161*		
M 20	2.50	68.00	14.00 x 11.20	6H	E000M20	14.00	20.00	112.00	29.50	4	ISO 529
		2.677				*.551*	*.787*	*4.409*	*1.161*		
M 22	2.50	72.00	16.00 x 12.50	6H	E000M22	16.00	22.00	118.00	29.50	4	ISO 529
		2.834				*.630*	*.866*	*4.645*	*1.161*		
M 24	3.00	82.00	18.00 x 14.00	6H	E000M24	18.00	24.00	130.00	35.50	4	ISO 529
		3.228				*.709*	*.944*	*5.118*	*1.397*		

O5 Q5 L253 PHD/PHDX L247 Q1 Q35

Macho de corte CoroTap™ 200 con entrada corregida

Forma de rosca: métrica

THCHT	B
THBTP	0
ULDR	2.5
CNSC	0
SUSTRATO	HSS-PM
RECUBRIMIENTO	ST

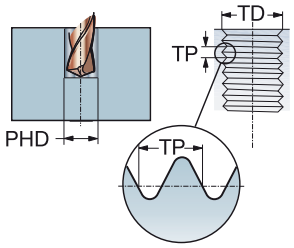

P M K

TDZ	TP	LU	CZC_{MS}	TCTR	Código de pedido	Dimensiones, mm, pulg. DCON	TD	LF	THL	NOF	BSG
M 1.6	0.35	7.00	2.50 x 2.00	6H	**E001M1.6**	2.50	1.60	41.00	7.00	2	ISO 529
		.275				*.098*	*.062*	*1.614*	*.275*		
M 2	0.40	8.00	2.50 x 2.00	6H	**E001M2**	2.50	2.00	41.00	8.00	2	ISO 529
		.314				*.098*	*.078*	*1.614*	*.314*		
M 2.5	0.45	9.50	2.80 x 2.24	6H	**E001M2.5**	2.80	2.50	44.50	9.50	2	ISO 529
		.374				*.110*	*.098*	*1.751*	*.374*		
M 3	0.50	15.40	3.15 x 2.50	6H	**E001M3**	3.20	3.00	48.00	15.40	3	ISO 529
		.606				*.124*	*.118*	*1.889*	*.606*		
M 3.5	0.60	17.40	3.55 x 2.80	6H	**E001M3.5**	3.60	3.50	50.00	17.50	3	ISO 529
		.685				*.140*	*.137*	*1.968*	*.688*		
M 4	0.70	18.00	4.00 x 3.15	6H	**E001M4**	4.00	4.00	53.00	18.00	3	ISO 529
		.708				*.157*	*.157*	*2.086*	*.708*		
M 5	0.80	22.00	5.00 x 4.00	6H	**E001M5**	5.00	5.00	58.00	11.20	3	ISO 529
		.866				*.197*	*.196*	*2.283*	*.440*		
M 6	1.00	26.00	6.30 x 5.00	6H	**E001M6**	6.30	6.00	66.00	13.20	3	ISO 529
		1.023				*.248*	*.236*	*2.598*	*.519*		
M 7	1.00	26.00	7.10 x 5.60	6H	**E001M7**	7.10	7.00	66.00	13.00	3	ISO 529
		1.023				*.280*	*.275*	*2.598*	*.511*		
M 8	1.25	29.00	8.00 x 6.30	6H	**E001M8**	8.00	8.00	72.00	16.30	3	ISO 529
		1.141				*.315*	*.314*	*2.834*	*.641*		
M 10	1.50	34.00	10.00 x 8.00	6H	**E001M10**	10.00	10.00	80.00	18.10	3	ISO 529
		1.338				*.394*	*.393*	*3.149*	*.712*		
M 12	1.75	62.00	9.00 x 7.10	6H	**E001M12**	9.00	12.00	89.00	22.50	3	ISO 529
		2.440				*.354*	*.472*	*3.503*	*.885*		
M 14	2.00	66.00	11.20 x 9.00	6H	**E001M14**	11.20	14.00	95.00	24.50	3	ISO 529
		2.598				*.441*	*.551*	*3.740*	*.964*		
M 16	2.00	59.00	12.50 x 10.00	6H	**E001M16**	12.50	16.00	102.00	24.50	3	ISO 529
		2.322				*.492*	*.629*	*4.015*	*.964*		
M 18	2.50	68.00	14.00 x 11.20	6H	**E001M18**	14.00	18.00	112.00	29.50	4	ISO 529
		2.677				*.551*	*.708*	*4.409*	*1.161*		
M 20	2.50	68.00	14.00 x 11.20	6H	**E001M20**	14.00	20.00	112.00	29.50	4	ISO 529
		2.677				*.551*	*.787*	*4.409*	*1.161*		
M 22	2.50	72.00	16.00 x 12.50	6H	**E001M22**	16.00	22.00	118.00	29.50	4	ISO 529
		2.834				*.630*	*.866*	*4.645*	*1.161*		
M 24	3.00	82.00	18.00 x 14.00	6H	**E001M24**	18.00	24.00	130.00	35.50	4	ISO 529
		3.228				*.709*	*.944*	*5.118*	*1.397*		

O5 Q5 L253 PHD/PHDX L247 Q1 Q35

Macho de corte CoroTap™ 200 con entrada corregida

Forma de rosca: métrica

THCHT	B
THBTP	0
ULDR	2.5
CNSC	0
SUSTRATO	HSS-PM

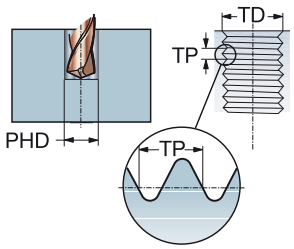

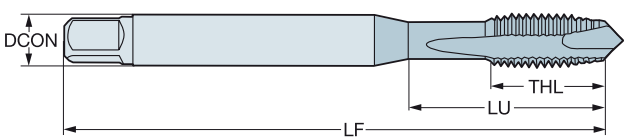

P K N S

TDZ	TP	LU	CZC_{MS}	TCTR	Código de pedido	Dimensiones, mm, pulg. DCON	TD	LF	THL	NOF	BSG
M 4	0.70	16.58	.168 x .131	6H	E005M4	4.30	4.00	53.98	7.90	2	ANSI
		.652				*.168*	*.157*	*2.125*	*.311*		
M 4	0.70	16.58	.168 x .131	6H	E005M43FL	4.30	4.00	53.98	7.90	3	ANSI
		.652				*.168*	*.157*	*2.125*	*.311*		
M 5	0.80	21.42	.194 x .152	6H	E005M5	4.90	5.00	60.33	12.70	2	ANSI
		.843				*.194*	*.196*	*2.375*	*.500*		
M 5	0.80	21.42	.194 x .152	6H	E005M53FL	4.90	5.00	60.33	12.70	3	ANSI
		.843				*.194*	*.196*	*2.375*	*.500*		
M 6	1.00	25.59	.255 x .191	6H	E005M6	6.50	6.00	63.50	15.30	2	ANSI
		1.007				*.255*	*.236*	*2.500*	*.602*		
M 6	1.00	25.59	.255 x .191	6H	E005M63FL	6.50	6.00	63.50	15.30	3	ANSI
		1.007				*.255*	*.236*	*2.500*	*.602*		
M 8	1.25	30.20	.318 x .238	6H	E005M8	8.10	8.00	69.06	18.20	2	ANSI
		1.189				*.318*	*.314*	*2.718*	*.716*		
M 8	1.25	30.20	.318 x .238	6H	E005M83FL	8.10	8.00	69.06	18.20	3	ANSI
		1.189				*.318*	*.314*	*2.718*	*.716*		
M 10	1.50	32.80	.381 x .286	6H	E005M10	9.70	10.00	74.61	19.10	2	ANSI
		1.291				*.381*	*.393*	*2.937*	*.751*		
M 10	1.50	32.80	.381 x .286	6H	E005M103FL	9.70	10.00	74.61	19.10	3	ANSI
		1.291				*.381*	*.393*	*2.937*	*.751*		
M 12	1.75	61.74	.367 x .275	6H	E005M12	9.30	12.00	85.73	23.00	2	ANSI
		2.430				*.367*	*.472*	*3.375*	*.905*		
M 12	1.75	61.74	.367 x .275	6H	E005M123FL	9.30	12.00	85.73	23.00	3	ANSI
		2.430				*.367*	*.472*	*3.375*	*.905*		
M 14	2.00	66.10	.429 x .322	6H	E005M14	10.90	14.00	91.28	25.00	3	ANSI
		2.602				*.429*	*.551*	*3.593*	*.984*		
M 16	2.00	57.69	.480 x .360	6H	E005M16	12.20	16.00	96.84	25.00	3	ANSI
		2.271				*.480*	*.629*	*3.812*	*.984*		
M 18	2.50	62.08	.542 x .406	6H	E005M18	13.80	18.00	102.39	29.50	3	ANSI
		2.444				*.542*	*.708*	*4.031*	*1.161*		
M 20	2.50	71.09	.652 x .489	6H	E005M20	16.60	20.00	113.51	29.50	3	ANSI
		2.798				*.652*	*.787*	*4.468*	*1.161*		

O5 Q5 L253 PHD/PHDX L247 Q1 Q35

Macho de corte CoroTap™ 200 con entrada corregida

Forma de rosca: métrica

THCHT	B
THBTP	0
ULDR	2.5
CNSC	0
SUSTRATO	HSS-PM
RECUBRIMIENTO	ST

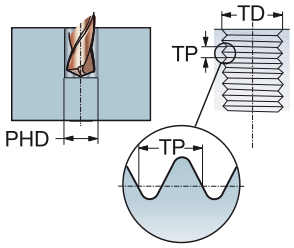

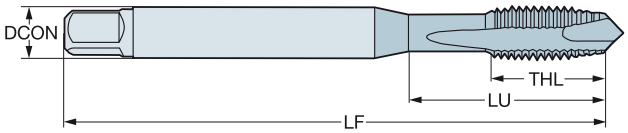

P M K

TDZ	TP	LU	CZC_{MS}	TCTR	Código de pedido	Dimensiones, mm, pulg. DCON	TD	LF	THL	NOF	BSG
M 4	0.70	16.58	.168 x .131	6H	**E006M4**	4.30	4.00	53.98	7.90	2	ANSI
		.652				*.168*	*.157*	*2.125*	*.311*		
M 4	0.70	16.58	.168 x .131	6H	**E006M43FL**	4.30	4.00	53.98	7.90	3	ANSI
		.652				*.168*	*.157*	*2.125*	*.311*		
M 5	0.80	21.42	.194 x .152	6H	**E006M5**	4.90	5.00	60.33	12.70	2	ANSI
		.843				*.194*	*.196*	*2.375*	*.500*		
M 5	0.80	21.42	.194 x .152	6H	**E006M53FL**	4.90	5.00	60.33	12.70	3	ANSI
		.843				*.194*	*.196*	*2.375*	*.500*		
M 6	1.00	25.59	.255 x .191	6H	**E006M6**	6.50	6.00	63.50	15.30	2	ANSI
		1.007				*.255*	*.236*	*2.500*	*.602*		
M 6	1.00	25.59	.255 x .191	6H	**E006M63FL**	6.50	6.00	63.50	15.30	3	ANSI
		1.007				*.255*	*.236*	*2.500*	*.602*		
M 8	1.25	30.20	.318 x .238	6H	**E006M8**	8.10	8.00	69.06	18.20	2	ANSI
		1.189				*.318*	*.314*	*2.718*	*.716*		
M 8	1.25	30.20	.318 x .238	6H	**E006M83FL**	8.10	8.00	69.06	18.20	3	ANSI
		1.189				*.318*	*.314*	*2.718*	*.716*		
M 10	1.50	32.80	.381 x .286	6H	**E006M10**	9.70	10.00	74.61	19.10	2	ANSI
		1.291				*.381*	*.393*	*2.937*	*.751*		
M 10	1.50	32.80	.381 x .286	6H	**E006M103FL**	9.70	10.00	74.61	19.10	3	ANSI
		1.291				*.381*	*.393*	*2.937*	*.751*		
M 12	1.75	61.74	.367 x .275	6H	**E006M12**	9.30	12.00	85.73	23.00	2	ANSI
		2.430				*.367*	*.472*	*3.375*	*.905*		
M 12	1.75	61.74	.367 x .275	6H	**E006M123FL**	9.30	12.00	85.73	23.00	3	ANSI
		2.430				*.367*	*.472*	*3.375*	*.905*		
M 14	2.00	66.10	.429 x .322	6H	**E006M14**	10.90	14.00	91.28	25.00	3	ANSI
		2.602				*.429*	*.551*	*3.593*	*.984*		
M 16	2.00	57.69	.480 x .360	6H	**E006M16**	12.20	16.00	96.84	25.00	3	ANSI
		2.271				*.480*	*.629*	*3.812*	*.984*		
M 18	2.50	62.08	.542 x .406	6H	**E006M18**	13.80	18.00	102.39	29.50	3	ANSI
		2.444				*.542*	*.708*	*4.031*	*1.161*		
M 20	2.50	71.09	.652 x .489	6H	**E006M20**	16.60	20.00	113.51	29.50	3	ANSI
		2.798				*.652*	*.787*	*4.468*	*1.161*		

O5 Q5 L253 PHD/PHDX L247 Q1 Q35

Macho de corte CoroTap™ 200 con entrada corregida

Forma de rosca: métrica fina

THCHT	B
THBTP	0
ULDR	2.5
CNSC	0
SUSTRATO	HSS-E-PM
RECUBRIMIENTO	CoolTop

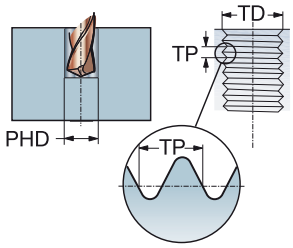

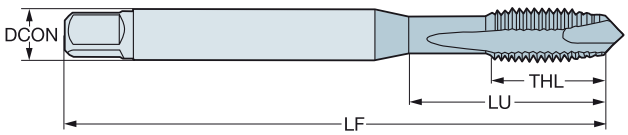

P
30-48 HRC

TDZ	TP	LU	CZC_{MS}	TCTR	Código de pedido	Dimensiones, mm, pulg. DCON	TD	LF	THL	NOF	BSG
MF 10x1.25	1.25	37.80	.381 x .286	6H	**E855M10X1.25**	9.70	10.00	100.00	20.00	3	DIN/ANSI
		1.488				*.381*	*.393*	*3.937*	*.787*		
MF 12x1.25	1.25	86.02	.367 x .275	6H	**E855M12X1.25**	9.30	12.00	110.00	23.00	4	DIN/ANSI
		3.386				*.367*	*.472*	*4.330*	*.905*		

O5 Q5 L253 PHD/PHDX L247 Q1 Q35

Macho de corte CoroTap™ 200 con entrada corregida

Forma de rosca: métrica fina

THCHT	B
THBTP	0
ULDR	3.0
CNSC	0
SUSTRATO	HSS-E-PM
RECUBRIMIENTO	CoolTop

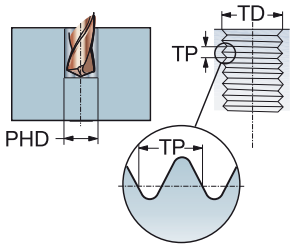

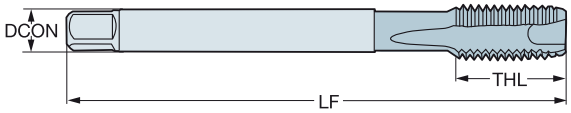

P
≤350HB

						Dimensiones, mm, pulg.					
TDZ	TP	LU	CZC_{MS}	TCTR	**Código de pedido**	DCON	TD	LF	THL	NOF	BSG
MF 4x0.5	0.50	43.00	2.80 x 2.10	6HX	**EP13PM4X.5**	2.80	4.00	63.00	12.00	3	DIN 374
		1.692				*.110*	*.157*	*2.480*	*.472*		
MF 5x0.5	0.50	49.00	3.50 x 2.70	6HX	**EP13PM5X.5**	3.50	5.00	70.00	13.00	3	DIN 374
		1.929				*.138*	*.196*	*2.755*	*.511*		
MF 6x0.75	0.75	59.00	4.50 x 3.40	6HX	**EP13PM6X.75**	4.50	6.00	80.00	15.00	3	DIN 374
		2.322				*.177*	*.236*	*3.149*	*.590*		
MF 8x0.75	0.75	57.00	6.00 x 4.90	6HX	**EP13PM8X.75**	6.00	8.00	80.00	15.00	3	DIN 374
		2.244				*.236*	*.314*	*3.149*	*.590*		
MF 8x1	1.00	67.00	6.00 x 4.90	6HX	**EP13PM8X1.0**	6.00	8.00	90.00	18.00	3	DIN 374
		2.637				*.236*	*.314*	*3.543*	*.708*		
MF 10x0.75	0.75	67.00	7.00 x 5.50	6HX	**EP13PM10X.75**	7.00	10.00	90.00	17.60	3	DIN 374
		2.637				*.276*	*.393*	*3.543*	*.692*		
MF 10x1	1.00	67.00	7.00 x 5.50	6HX	**EP13PM10X1.0**	7.00	10.00	90.00	17.60	3	DIN 374
		2.637				*.276*	*.393*	*3.543*	*.692*		
MF 10x1.25	1.25	77.00	7.00 x 5.50	6HX	**EP13PM10X1.25**	7.00	10.00	100.00	19.80	3	DIN 374
		3.031				*.276*	*.393*	*3.937*	*.779*		
MF 12x1	1.00	73.00	9.00 x 7.00	6HX	**EP13PM12X1.0**	9.00	12.00	100.00	21.00	4	DIN 374
		2.874				*.354*	*.472*	*3.937*	*.826*		
MF 12x1.25	1.25	73.00	9.00 x 7.00	6HX	**EP13PM12X1.25**	9.00	12.00	100.00	21.00	4	DIN 374
		2.874				*.354*	*.472*	*3.937*	*.826*		
MF 12x1.5	1.50	73.00	9.00 x 7.00	6HX	**EP13PM12X1.5**	9.00	12.00	100.00	21.00	4	DIN 374
		2.874				*.354*	*.472*	*3.937*	*.826*		
MF 14x1	1.00	71.00	11.00 x 9.00	6HX	**EP13PM14X1.0**	11.00	14.00	100.00	21.00	4	DIN 374
		2.795				*.433*	*.551*	*3.937*	*.826*		
MF 14x1.25	1.25	71.00	11.00 x 9.00	6HX	**EP13PM14X1.25**	11.00	14.00	100.00	21.00	4	DIN 374
		2.795				*.433*	*.551*	*3.937*	*.826*		
MF 14x1.5	1.50	71.00	11.00 x 9.00	6HX	**EP13PM14X1.5**	11.00	14.00	100.00	21.00	4	DIN 374
		2.795				*.433*	*.551*	*3.937*	*.826*		
MF 16x1	1.00	58.00	12.00 x 9.00	6HX	**EP13PM16X1.0**	12.00	16.00	100.00	21.00	4	DIN 374
		2.283				*.472*	*.629*	*3.937*	*.826*		
MF 16x1.5	1.50	58.00	12.00 x 9.00	6HX	**EP13PM16X1.5**	12.00	16.00	100.00	21.00	4	DIN 374
		2.283				*.472*	*.629*	*3.937*	*.826*		
MF 18x1	1.00	66.00	14.00 x 11.00	6HX	**EP13PM18X1.0**	14.00	18.00	110.00	24.00	4	DIN 374
		2.598				*.551*	*.708*	*4.330*	*.944*		
MF 18x1.5	1.50	66.00	14.00 x 11.00	6HX	**EP13PM18X1.5**	14.00	18.00	110.00	24.00	4	DIN 374
		2.598				*.551*	*.708*	*4.330*	*.944*		
MF 20x1	1.00	80.00	16.00 x 12.00	6HX	**EP13PM20X1.0**	16.00	20.00	125.00	24.00	4	DIN 374
		3.149				*.630*	*.787*	*4.921*	*.944*		
MF 20x1.5	1.50	80.00	16.00 x 12.00	6HX	**EP13PM20X1.5**	16.00	20.00	125.00	24.00	4	DIN 374
		3.149				*.630*	*.787*	*4.921*	*.944*		
MF 22x1.5	1.50	78.00	18.00 x 14.50	6HX	**EP13PM22X1.5**	18.00	22.00	125.00	25.00	4	DIN 374
		3.070				*.709*	*.866*	*4.921*	*.984*		
MF 24x1.5	1.50	93.00	18.00 x 14.50	6HX	**EP13PM24X1.5**	18.00	24.00	140.00	28.00	4	DIN 374
		3.661				*.709*	*.944*	*5.511*	*1.102*		
MF 24x2	2.00	93.00	18.00 x 14.50	6HX	**EP13PM24X2.0**	18.00	24.00	140.00	28.00	4	DIN 374
		3.661				*.709*	*.944*	*5.511*	*1.102*		

O5 Q5 L253 PHD/PHDX L247 Q1 Q35

Macho de corte CoroTap™ 200 con entrada corregida

Forma de rosca: métrica fina

THCHT	B
THBTP	0
ULDR	3.0
CNSC	0
SUSTRATO	HSS-E-PM
RECUBRIMIENTO	CoolTop

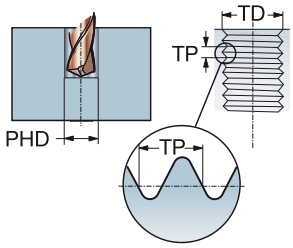

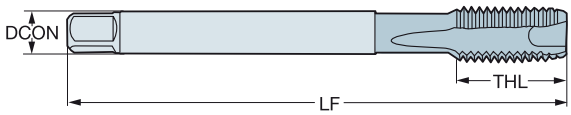

P
≤350HB

						Dimensiones, mm, pulg.					
TDZ	TP	LU	CZC_{MS}	TCTR	**Código de pedido**	DCON	TD	LF	THL	NOF	BSG
MF 25x1.5	1.50	93.00	18.00 x 14.50	6HX	**EP13PM25X1.5**	18.00	25.00	140.00	28.00	4	DIN 374
		3.661				*.709*	*.984*	*5.511*	*1.102*		
MF 26x1.5	1.50	93.00	18.00 x 14.50	6HX	**EP13PM26X1.5**	18.00	26.00	140.00	28.00	4	DIN 374
		3.661				*.709*	*1.023*	*5.511*	*1.102*		
MF 27x1.5	1.50	77.00	20.00 x 16.00	6HX	**EP13PM27X1.5**	20.00	27.00	140.00	28.00	4	DIN 374
		3.031				*.787*	*1.062*	*5.511*	*1.102*		
MF 27x2	2.00	77.00	20.00 x 16.00	6HX	**EP13PM27X2.0**	20.00	27.00	140.00	28.00	4	DIN 374
		3.031				*.787*	*1.062*	*5.511*	*1.102*		
MF 28x1.5	1.50	77.00	20.00 x 16.00	6HX	**EP13PM28X1.5**	20.00	28.00	140.00	28.00	4	DIN 374
		3.031				*.787*	*1.102*	*5.511*	*1.102*		
MF 30x1.5	1.50	85.00	22.00 x 18.00	6HX	**EP13PM30X1.5**	22.00	30.00	150.00	28.00	4	DIN 374
		3.346				*.866*	*1.181*	*5.905*	*1.102*		
MF 30x2	2.00	85.00	22.00 x 18.00	6HX	**EP13PM30X2.0**	22.00	30.00	150.00	28.00	4	DIN 374
		3.346				*.866*	*1.181*	*5.905*	*1.102*		

O5 Q5 L253 PHD/PHDX L247 Q1 Q35

Macho de corte CoroTap™ 200 con entrada corregida

Forma de rosca: métrica fina

THCHT	B
THBTP	0
ULDR	3
CNSC	0
SUSTRATO	HSS-E-PM
RECUBRIMIENTO	CoolTop

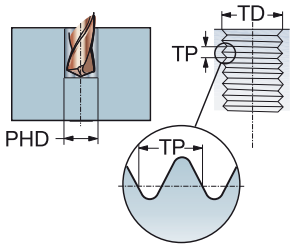

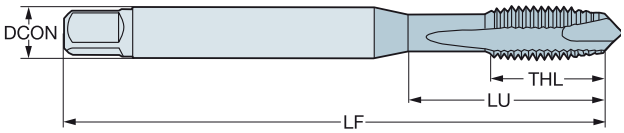

P
≤350HB

TDZ	TP	LU	CZC_{MS}	TCTR	Código de pedido	Dimensiones, mm, pulg. DCON	TD	LF	THL	NOF	BSG
MF 8x1	1.00	30.20	.318 x .238	6HX	**EP13PAM8X1.0**	8.10	8.00	90.00	18.00	3	DIN/ANSI
		1.189				*.318*	*.314*	*3.543*	*.708*		
MF 10x1.25	1.25	32.80	.381 x .286	6HX	**EP13PAM10X1.25**	9.70	10.00	100.00	20.00	3	DIN/ANSI
		1.291				*.381*	*.393*	*3.937*	*.787*		
MF 12x1.25	1.25	86.02	.367 x .275	6HX	**EP13PAM12X1.25**	9.30	12.00	110.00	23.00	4	DIN/ANSI
		3.386				*.367*	*.472*	*4.330*	*.905*		
MF 12x1.5	1.50	86.02	.367 x .275	6HX	**EP13PAM12X1.5**	9.30	12.00	110.00	23.00	4	DIN/ANSI
		3.386				*.367*	*.472*	*4.330*	*.905*		
MF 14x1.5	1.50	84.82	.429 x .322	6HX	**EP13PAM14X1.5**	10.90	14.00	110.00	23.00	4	DIN/ANSI
		3.339				*.429*	*.551*	*4.330*	*.905*		
MF 16x1.5	1.50	70.86	.480 x .360	6HX	**EP13PAM16X1.5**	12.20	16.00	110.00	23.00	4	DIN/ANSI
		2.789				*.480*	*.629*	*4.330*	*.905*		
MF 18x1.5	1.50	84.69	.542 x .406	6HX	**EP13PAM18X1.5**	13.80	18.00	125.00	30.00	4	DIN/ANSI
		3.334				*.542*	*.708*	*4.921*	*1.181*		

O5 Q5 L253 PHD/PHDX L247 Q1 Q35

Macho de corte CoroTap™ 200 con entrada corregida

Forma de rosca: métrica fina

THCHT	B
THBTP	0
ULDR	2.5
CNSC	0
SUSTRATO	HSS-E
RECUBRIMIENTO	ST

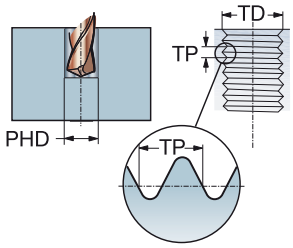

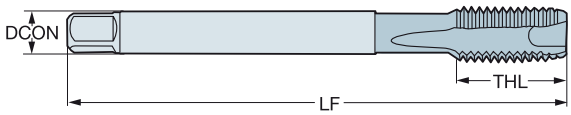

M

TDZ	TP	LU	CZC_{MS}	TCTR	Código de pedido	Dimensiones, mm, pulg. DCON	TD	LF	THL	NOF	BSG
MF 6x0.75	0.75	59.00	4.50 x 3.40	6H	**E364M6X.75**	4.50	6.00	80.00	15.00	3	DIN 374
		2.322				*.177*	*.236*	*3.149*	*.590*		
MF 8x1	1.00	67.00	6.00 x 4.90	6H	**E364M8X1.0**	6.00	8.00	90.00	18.00	3	DIN 374
		2.637				*.236*	*.314*	*3.543*	*.708*		
MF 10x1	1.00	67.00	7.00 x 5.50	6H	**E364M10X1.0**	7.00	10.00	90.00	20.00	3	DIN 374
		2.637				*.276*	*.393*	*3.543*	*.787*		
MF 10x1.25	1.25	77.00	7.00 x 5.50	6H	**E364M10X1.25**	7.00	10.00	100.00	20.00	3	DIN 374
		3.031				*.276*	*.393*	*3.937*	*.787*		
MF 12x1	1.00	73.00	9.00 x 7.00	6H	**E364M12X1.0**	9.00	12.00	100.00	21.00	4	DIN 374
		2.874				*.354*	*.472*	*3.937*	*.826*		
MF 12x1.25	1.25	73.00	9.00 x 7.00	6H	**E364M12X1.25**	9.00	12.00	100.00	21.00	4	DIN 374
		2.874				*.354*	*.472*	*3.937*	*.826*		
MF 12x1.5	1.50	73.00	9.00 x 7.00	6H	**E364M12X1.5**	9.00	12.00	100.00	21.00	4	DIN 374
		2.874				*.354*	*.472*	*3.937*	*.826*		
MF 14x1.5	1.50	71.00	11.00 x 9.00	6H	**E364M14X1.5**	11.00	14.00	100.00	21.00	4	DIN 374
		2.795				*.433*	*.551*	*3.937*	*.826*		
MF 16x1.5	1.50	58.00	12.00 x 9.00	6H	**E364M16X1.5**	12.00	16.00	100.00	21.00	5	DIN 374
		2.283				*.472*	*.629*	*3.937*	*.826*		
MF 18x1.5	1.50	66.00	14.00 x 11.00	6H	**E364M18X1.5**	14.00	18.00	110.00	24.00	5	DIN 374
		2.598				*.551*	*.708*	*4.330*	*.944*		
MF 20x1.5	1.50	80.00	16.00 x 12.00	6H	**E364M20X1.5**	16.00	20.00	125.00	24.00	5	DIN 374
		3.149				*.630*	*.787*	*4.921*	*.944*		

O5 Q5 L253 PHD/PHDX L247 Q1 Q35

Macho de corte CoroTap™ 200 con entrada corregida

Forma de rosca: métrica fina

THCHT	B
THBTP	0
ULDR	2.5
TCTR	6H
CNSC	0

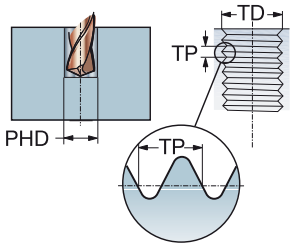

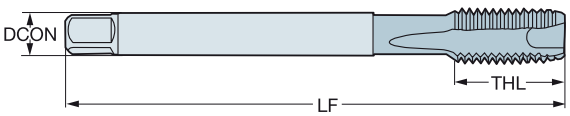

TDZ	TP	LU	CZC_{MS}	Código de pedido	P						M				K						N				S				Dimensiones, mm, pulg.					
					B110	B145	B150	C110	C145	C150	B110	B145	C110	C145	B110	B145	B150	C110	C145	C150	B110	B150	C110	C150	B110	B150	C110	C150	DCON	TD	LF	THL	NOF	BSG
MF 4x0.5	0.50	43.00	2.80 x 2.10	T200-XM100DB-M4X050				☆	☆	☆			☆	☆				☆	☆	☆			☆	☆			☆	☆	2.80	4.00	63.00	11.90	3	DIN 374
		1.692																											*.110*	*.157*	*2.480*	*.468*		
MF 5x0.5	0.50	49.00	3.50 x 2.70	T200-XM100DB-M5X050				☆	☆	☆			☆	☆				☆	☆	☆			☆	☆			☆	☆	3.50	5.00	70.00	13.20	3	DIN 374
		1.929																											*.138*	*.196*	*2.755*	*.519*		
MF 6x0.75	0.75	59.00	4.50 x 3.40	T200-XM100DB-M6X075				☆	☆	☆			☆	☆				☆	☆	☆			☆	☆			☆	☆	4.50	6.00	80.00	15.10	3	DIN 374
		2.322																											*.177*	*.236*	*3.149*	*.594*		
MF 8x0.75	0.75	57.00	6.00 x 4.90	T200-XM100DB-M8X075				☆	☆	☆			☆	☆				☆	☆	☆			☆	☆			☆	☆	6.00	8.00	80.00	14.90	3	DIN 374
		2.244																											*.236*	*.314*	*3.149*	*.586*		
MF 8x1	1.00	67.00	6.00 x 4.90	T200-XM100DB-M8X100				☆	☆	☆			☆	☆				☆	☆	☆			☆	☆			☆	☆	6.00	8.00	90.00	18.00	3	DIN 374
		2.637																											*.236*	*.314*	*3.543*	*.708*		
MF 10x0.75	0.75	67.00	7.00 x 5.50	T200-XM100DB-M10X075				☆	☆	☆			☆	☆				☆	☆	☆			☆	☆			☆	☆	7.00	10.00	90.00	17.60	3	DIN 374
		2.637																											*.276*	*.393*	*3.543*	*.692*		
MF 10x1	1.00	67.00	7.00 x 5.50	T200-XM100DB-M10X100				☆	☆	☆			☆	☆				☆	☆	☆			☆	☆			☆	☆	7.00	10.00	90.00	17.60	3	DIN 374
		2.637																											*.276*	*.393*	*3.543*	*.692*		
MF 10x1.25	1.25	77.00	7.00 x 5.50	T200-XM100DB-M10X125				☆	☆	☆			☆	☆				☆	☆	☆			☆	☆			☆	☆	7.00	10.00	100.00	19.80	3	DIN 374
		3.031																											*.276*	*.393*	*3.937*	*.779*		
MF 12x1	1.00	73.00	9.00 x 7.00	T200-XM100DB-M12X100				☆	☆	☆			☆	☆				☆	☆	☆			☆	☆			☆	☆	9.00	12.00	100.00	21.00	3	DIN 374
		2.874																											*.354*	*.472*	*3.937*	*.826*		
MF 12x1.25	1.25	73.00	9.00 x 7.00	T200-XM100DB-M12X125				☆	☆	☆			☆	☆				☆	☆	☆			☆	☆			☆	☆	9.00	12.00	100.00	21.00	3	DIN 374
		2.874																											*.354*	*.472*	*3.937*	*.826*		
MF 12x1.5	1.50	73.00	9.00 x 7.00	T200-XM100DB-M12X150				☆	☆	☆			☆	☆				☆	☆	☆			☆	☆			☆	☆	9.00	12.00	100.00	21.00	3	DIN 374
		2.874																											*.354*	*.472*	*3.937*	*.826*		
MF 14x1	1.00	71.00	11.00 x 9.00	T200-XM100DB-M14X100				☆	☆	☆			☆	☆				☆	☆	☆			☆	☆			☆	☆	11.00	14.00	100.00	21.00	3	DIN 374
		2.795																											*.433*	*.551*	*3.937*	*.826*		
MF 14x1.25	1.25	71.00	11.00 x 9.00	T200-XM100DB-M14X125				☆	☆	☆			☆	☆				☆	☆	☆			☆	☆			☆	☆	11.00	14.00	100.00	21.00	3	DIN 374
		2.795																											*.433*	*.551*	*3.937*	*.826*		
MF 14x1.5	1.50	71.00	11.00 x 9.00	T200-XM100DB-M14X150				☆	☆	☆			☆	☆				☆	☆	☆			☆	☆			☆	☆	11.00	14.00	100.00	21.00	3	DIN 374
		2.795																											*.433*	*.551*	*3.937*	*.826*		
MF 16x1	1.00	58.00	12.00 x 9.00	T200-XM100DB-M16X100				☆	☆	☆			☆	☆				☆	☆	☆			☆	☆			☆	☆	12.00	16.00	100.00	21.00	3	DIN 374
		2.283																											*.472*	*.629*	*3.937*	*.826*		
MF 16x1.5	1.50	58.00	12.00 x 9.00	T200-XM100DB-M16X150				☆	☆	☆			☆	☆				☆	☆	☆			☆	☆			☆	☆	12.00	16.00	100.00	21.00	3	DIN 374
		2.283																											*.472*	*.629*	*3.937*	*.826*		
MF 18x1	1.00	66.00	14.00 x 11.00	T200-XM100DB-M18X100	☆	☆	☆				☆	☆			☆	☆	☆				☆	☆			☆	☆			14.00	18.00	110.00	24.00	4	DIN 374
		2.598																											*.551*	*.708*	*4.330*	*.944*		
MF 18x1.5	1.50	66.00	14.00 x 11.00	T200-XM100DB-M18X150	☆	☆	☆				☆	☆			☆	☆	☆				☆	☆			☆	☆			14.00	18.00	110.00	24.00	4	DIN 374
		2.598																											*.551*	*.708*	*4.330*	*.944*		
MF 20x1	1.00	80.00	16.00 x 12.00	T200-XM100DB-M20X100	☆	☆	☆				☆	☆			☆	☆	☆				☆	☆			☆	☆			16.00	20.00	125.00	24.00	4	DIN 374
		3.149																											*.630*	*.787*	*4.921*	*.944*		
MF 20x1.5	1.50	80.00	16.00 x 12.00	T200-XM100DB-M20X150	☆	☆	☆				☆	☆			☆	☆	☆				☆	☆			☆	☆			16.00	20.00	125.00	24.00	4	DIN 374
		3.149																											*.630*	*.787*	*4.921*	*.944*		
MF 22x1.5	1.50	78.00	18.00 x 14.50	T200-XM100DB-M22X150	☆	☆	☆				☆	☆			☆	☆	☆				☆	☆			☆	☆			18.00	22.00	125.00	25.00	4	DIN 374
		3.070																											*.709*	*.866*	*4.921*	*.984*		
MF 24x1.5	1.50	93.00	18.00 x 14.50	T200-XM100DB-M24X150	☆	☆	☆				☆	☆			☆	☆	☆				☆	☆			☆	☆			18.00	24.00	140.00	28.00	4	DIN 374
		3.661																											*.709*	*.944*	*5.511*	*1.102*		
MF 24x2	2.00	93.00	18.00 x 14.50	T200-XM100DB-M24X200	☆	☆	☆				☆	☆			☆	☆	☆				☆	☆			☆	☆			18.00	24.00	140.00	28.00	4	DIN 374
		3.661																											*.709*	*.944*	*5.511*	*1.102*		

O5 Q5 L253 PHD/PHDX L247 Q1 Q35

Macho de corte CoroTap™ 200 con entrada corregida

Forma de rosca: métrica fina

THCHT	B
THBTP	0
ULDR	2.5
TCTR	6H
CNSC	0

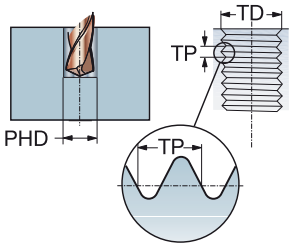

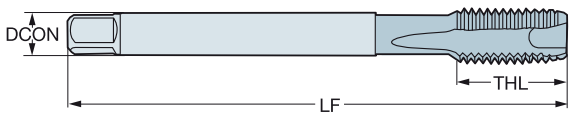

					P						M				K				N				S				Dimensiones, mm, pulg.					
TDZ	TP	LU	CZC_{MS}	Código de pedido	B110	B145	B150	C110	C145	C150	B110	B145	C110	C145	B110	B145	B150	C110	C145	C150	B110	B150	C110	C150	B110	B150	C110	C150	DCON	TD	LF	THL	NOF	BSG
MF 25x1.5	1.50	93.00	18.00 x 14.50	T200-XM100DB-M25X150	☆	☆	☆				☆	☆			☆	☆	☆				☆	☆			☆	☆			18.00	25.00	140.00	28.00	4	DIN 374
		3.661																											*.709*	*.984*	*5.511*	*1.102*		
MF 26x1.5	1.50	93.00	18.00 x 14.50	T200-XM100DB-M26X150	☆	☆	☆				☆	☆			☆	☆	☆				☆	☆			☆	☆			18.00	26.00	140.00	28.00	4	DIN 374
		3.661																											*.709*	*1.023*	*5.511*	*1.102*		
MF 27x1.5	1.50	77.00	20.00 x 16.00	T200-XM100DB-M27X150	☆	☆	☆				☆	☆			☆	☆	☆				☆	☆			☆	☆			20.00	27.00	140.00	28.00	4	DIN 374
		3.031																											*.787*	*1.062*	*5.511*	*1.102*		
MF 27x2	2.00	77.00	20.00 x 16.00	T200-XM100DB-M27X200	☆	☆	☆				☆	☆			☆	☆	☆				☆	☆			☆	☆			20.00	27.00	140.00	28.00	4	DIN 374
		3.031																											*.787*	*1.062*	*5.511*	*1.102*		
MF 28x1.5	1.50	77.00	20.00 x 16.00	T200-XM100DB-M28X150	☆	☆	☆				☆	☆			☆	☆	☆				☆	☆			☆	☆			20.00	28.00	140.00	28.00	4	DIN 374
		3.031																											*.787*	*1.102*	*5.511*	*1.102*		
MF 30x1.5	1.50	85.00	22.00 x 18.00	T200-XM100DB-M30X150	☆	☆	☆				☆	☆			☆	☆	☆				☆	☆			☆	☆			22.00	30.00	150.00	28.00	4	DIN 374
		3.346																											*.866*	*1.181*	*5.905*	*1.102*		
MF 30x2	2.00	85.00	22.00 x 18.00	T200-XM100DB-M30X200	☆	☆	☆				☆	☆			☆	☆	☆				☆	☆			☆	☆			22.00	30.00	150.00	28.00	4	DIN 374
		3.346																											*.866*	*1.181*	*5.905*	*1.102*		

O5 Q5 L253 PHD/PHDX L247 Q1 Q35

Macho de corte CoroTap™ 200 con entrada corregida

Forma de rosca: métrica fina

THCHT	B
THBTP	0
ULDR	2.5
CNSC	0
SUSTRATO	HSS-PM

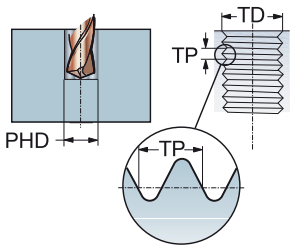

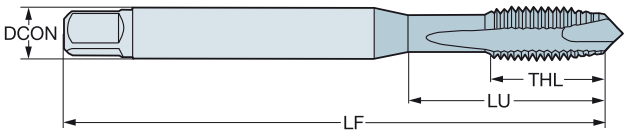

P K N S

TDZ	TP	LU	CZC_{MS}	TCTR	Código de pedido	DCON	TD	LF	THL	NOF	BSG
						Dimensiones, mm, pulg.					
MF 4x0.5	0.50	18.00	4.00 x 3.15	6H	**E010M4X.5**	4.00	4.00	53.00	18.00	3	ISO 529
		.708				*.157*	*.157*	*2.086*	*.708*		
MF 5x0.5	0.50	22.00	5.00 x 4.00	6H	**E010M5X.5**	5.00	5.00	58.00	11.20	3	ISO 529
		.866				*.197*	*.196*	*2.283*	*.440*		
MF 6x0.5	0.50	26.00	6.30 x 5.00	6H	**E010M6X.5**	6.30	6.00	66.00	13.20	3	ISO 529
		1.023				*.248*	*.236*	*2.598*	*.519*		
MF 6x0.75	0.75	26.00	6.30 x 5.00	6H	**E010M6X.75**	6.30	6.00	66.00	13.20	3	ISO 529
		1.023				*.248*	*.236*	*2.598*	*.519*		
MF 8x0.75	0.75	29.00	8.00 x 6.30	6H	**E010M8X.75**	8.00	8.00	72.00	16.30	3	ISO 529
		1.141				*.315*	*.314*	*2.834*	*.641*		
MF 8x1	1.00	29.00	8.00 x 6.30	6H	**E010M8X1.0**	8.00	8.00	72.00	16.30	3	ISO 529
		1.141				*.315*	*.314*	*2.834*	*.641*		
MF 10x1	1.00	34.00	10.00 x 8.00	6H	**E010M10X1.0**	10.00	10.00	80.00	18.10	3	ISO 529
		1.338				*.394*	*.393*	*3.149*	*.712*		
MF 10x1.25	1.25	34.00	10.00 x 8.00	6H	**E010M10X1.25**	10.00	10.00	80.00	18.10	3	ISO 529
		1.338				*.394*	*.393*	*3.149*	*.712*		
MF 12x1	1.00	62.00	9.00 x 7.10	6H	**E010M12X1.0**	9.00	12.00	89.00	22.50	3	ISO 529
		2.440				*.354*	*.472*	*3.503*	*.885*		
MF 12x1.25	1.25	62.00	9.00 x 7.10	6H	**E010M12X1.25**	9.00	12.00	89.00	22.50	3	ISO 529
		2.440				*.354*	*.472*	*3.503*	*.885*		
MF 12x1.5	1.50	62.00	9.00 x 7.10	6H	**E010M12X1.5**	9.00	12.00	89.00	22.50	3	ISO 529
		2.440				*.354*	*.472*	*3.503*	*.885*		
MF 14x1	1.00	66.00	11.20 x 9.00	6H	**E010M14X1.0**	11.20	14.00	95.00	24.50	3	ISO 529
		2.598				*.441*	*.551*	*3.740*	*.964*		
MF 14x1.25	1.25	66.00	11.20 x 9.00	6H	**E010M14X1.25**	11.20	14.00	95.00	24.50	3	ISO 529
		2.598				*.441*	*.551*	*3.740*	*.964*		
MF 14x1.5	1.50	66.00	11.20 x 9.00	6H	**E010M14X1.5**	11.20	14.00	95.00	24.50	3	ISO 529
		2.598				*.441*	*.551*	*3.740*	*.964*		
MF 16x1	1.00	59.00	12.50 x 10.00	6H	**E010M16X1.0**	12.50	16.00	102.00	24.50	3	ISO 529
		2.322				*.492*	*.629*	*4.015*	*.964*		
MF 16x1.5	1.50	59.00	12.50 x 10.00	6H	**E010M16X1.5**	12.50	16.00	102.00	24.50	3	ISO 529
		2.322				*.492*	*.629*	*4.015*	*.964*		
MF 18x1	1.00	68.00	14.00 x 11.20	6H	**E010M18X1.0**	14.00	18.00	112.00	29.50	4	ISO 529
		2.677				*.551*	*.708*	*4.409*	*1.161*		
MF 18x1.5	1.50	68.00	14.00 x 11.20	6H	**E010M18X1.5**	14.00	18.00	112.00	29.50	4	ISO 529
		2.677				*.551*	*.708*	*4.409*	*1.161*		
MF 20x1	1.00	68.00	14.00 x 11.20	6H	**E010M20X1.0**	14.00	20.00	112.00	29.50	4	ISO 529
		2.677				*.551*	*.787*	*4.409*	*1.161*		
MF 20x1.5	1.50	68.00	14.00 x 11.20	6H	**E010M20X1.5**	14.00	20.00	112.00	29.50	4	ISO 529
		2.677				*.551*	*.787*	*4.409*	*1.161*		
MF 20x2	2.00	68.00	14.00 x 11.20	6H	**E010M20X2.0**	14.00	20.00	112.00	29.50	4	ISO 529
		2.677				*.551*	*.787*	*4.409*	*1.161*		
MF 22x1.5	1.50	72.00	16.00 x 12.50	6H	**E010M22X1.5**	16.00	22.00	118.00	29.50	4	ISO 529
		2.834				*.630*	*.866*	*4.645*	*1.161*		
MF 24x1.5	1.50	82.00	18.00 x 14.00	6H	**E010M24X1.5**	18.00	24.00	130.00	35.50	4	ISO 529
		3.228				*.709*	*.944*	*5.118*	*1.397*		

O5 Q5 L253 PHD/PHDX L247 Q1 Q35

Macho de corte CoroTap™ 200 con entrada corregida

Forma de rosca: métrica fina

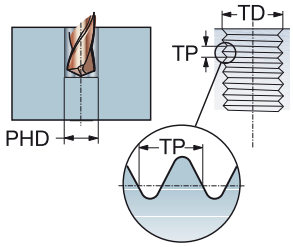

THCHT	B
THBTP	0
ULDR	2.5
CNSC	0
SUSTRATO	HSS-PM

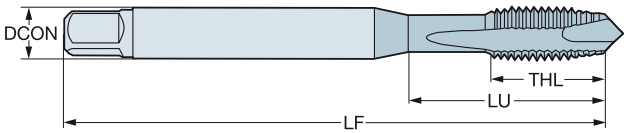

P K N S

TDZ	TP	LU	CZC_{MS}	TCTR	Código de pedido	Dimensiones, mm, pulg. DCON	TD	LF	THL	NOF	BSG
MF 24x2	2.00	82.00	18.00 x 14.00	6H	**E010M24X2.0**	18.00	24.00	130.00	35.50	4	ISO 529
		3.228				*.709*	*.944*	*5.118*	*1.397*		

O5 Q5 L253 PHD/PHDX L247 Q1 Q35

Macho de corte CoroTap™ 200 con entrada corregida

Forma de rosca: métrica fina

THCHT	B
THBTP	0
ULDR	2.5
CNSC	0
SUSTRATO	HSS-PM
RECUBRIMIENTO	ST

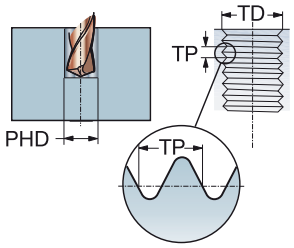

P M K

TDZ	TP	LU	CZC_{MS}	TCTR	Código de pedido	Dimensiones, mm, pulg. DCON	TD	LF	THL	NOF	BSG
MF 4x0.5	0.50	18.00	4.00 x 3.15	6H	**E011M4X.5**	4.00	4.00	53.00	18.00	3	ISO 529
		.708				*.157*	*.157*	*2.086*	*.708*		
MF 5x0.5	0.50	22.00	5.00 x 4.00	6H	**E011M5X.5**	5.00	5.00	58.00	11.20	3	ISO 529
		.866				*.197*	*.196*	*2.283*	*.440*		
MF 6x0.5	0.50	26.00	6.30 x 5.00	6H	**E011M6X.5**	6.30	6.00	66.00	13.20	3	ISO 529
		1.023				*.248*	*.236*	*2.598*	*.519*		
MF 6x0.75	0.75	26.00	6.30 x 5.00	6H	**E011M6X.75**	6.30	6.00	66.00	13.20	3	ISO 529
		1.023				*.248*	*.236*	*2.598*	*.519*		
MF 8x0.75	0.75	29.00	8.00 x 6.30	6H	**E011M8X.75**	8.00	8.00	72.00	16.30	3	ISO 529
		1.141				*.315*	*.314*	*2.834*	*.641*		
MF 8x1	1.00	29.00	8.00 x 6.30	6H	**E011M8X1.0**	8.00	8.00	72.00	16.30	3	ISO 529
		1.141				*.315*	*.314*	*2.834*	*.641*		
MF 10x1	1.00	34.00	10.00 x 8.00	6H	**E011M10X1.0**	10.00	10.00	80.00	18.10	3	ISO 529
		1.338				*.394*	*.393*	*3.149*	*.712*		
MF 10x1.25	1.25	34.00	10.00 x 8.00	6H	**E011M10X1.25**	10.00	10.00	80.00	18.10	3	ISO 529
		1.338				*.394*	*.393*	*3.149*	*.712*		
MF 12x1	1.00	62.00	9.00 x 7.10	6H	**E011M12X1.0**	9.00	12.00	89.00	22.50	3	ISO 529
		2.440				*.354*	*.472*	*3.503*	*.885*		
MF 12x1.25	1.25	62.00	9.00 x 7.10	6H	**E011M12X1.25**	9.00	12.00	89.00	22.50	3	ISO 529
		2.440				*.354*	*.472*	*3.503*	*.885*		
MF 12x1.5	1.50	62.00	9.00 x 7.10	6H	**E011M12X1.5**	9.00	12.00	89.00	22.50	3	ISO 529
		2.440				*.354*	*.472*	*3.503*	*.885*		
MF 14x1	1.00	66.00	11.20 x 9.00	6H	**E011M14X1.0**	11.20	14.00	95.00	24.50	3	ISO 529
		2.598				*.441*	*.551*	*3.740*	*.964*		
MF 14x1.25	1.25	66.00	11.20 x 9.00	6H	**E011M14X1.25**	11.20	14.00	95.00	24.50	3	ISO 529
		2.598				*.441*	*.551*	*3.740*	*.964*		
MF 14x1.5	1.50	66.00	11.20 x 9.00	6H	**E011M14X1.5**	11.20	14.00	95.00	24.50	3	ISO 529
		2.598				*.441*	*.551*	*3.740*	*.964*		
MF 16x1	1.00	59.00	12.50 x 10.00	6H	**E011M16X1.0**	12.50	16.00	102.00	24.50	3	ISO 529
		2.322				*.492*	*.629*	*4.015*	*.964*		
MF 16x1.5	1.50	59.00	12.50 x 10.00	6H	**E011M16X1.5**	12.50	16.00	102.00	24.50	3	ISO 529
		2.322				*.492*	*.629*	*4.015*	*.964*		
MF 18x1	1.00	68.00	14.00 x 11.20	6H	**E011M18X1.0**	14.00	18.00	112.00	29.50	4	ISO 529
		2.677				*.551*	*.708*	*4.409*	*1.161*		
MF 18x1.5	1.50	68.00	14.00 x 11.20	6H	**E011M18X1.5**	14.00	18.00	112.00	29.50	4	ISO 529
		2.677				*.551*	*.708*	*4.409*	*1.161*		
MF 20x1	1.00	68.00	14.00 x 11.20	6H	**E011M20X1.0**	14.00	20.00	112.00	29.50	4	ISO 529
		2.677				*.551*	*.787*	*4.409*	*1.161*		
MF 20x1.5	1.50	68.00	14.00 x 11.20	6H	**E011M20X1.5**	14.00	20.00	112.00	29.50	4	ISO 529
		2.677				*.551*	*.787*	*4.409*	*1.161*		
MF 20x2	2.00	68.00	14.00 x 11.20	6H	**E011M20X2.0**	14.00	20.00	112.00	29.50	4	ISO 529
		2.677				*.551*	*.787*	*4.409*	*1.161*		
MF 22x1.5	1.50	72.00	16.00 x 12.50	6H	**E011M22X1.5**	16.00	22.00	118.00	29.50	4	ISO 529
		2.834				*.630*	*.866*	*4.645*	*1.161*		
MF 24x1.5	1.50	82.00	18.00 x 14.00	6H	**E011M24X1.5**	18.00	24.00	130.00	35.50	4	ISO 529
		3.228				*.709*	*.944*	*5.118*	*1.397*		

O5 Q5 L253 PHD/PHDX L247 Q1 Q35

Macho de corte CoroTap™ 200 con entrada corregida

Forma de rosca: métrica fina

THCHT	B
THBTP	0
ULDR	2.5
CNSC	0
SUSTRATO	HSS-PM
RECUBRIMIENTO	ST

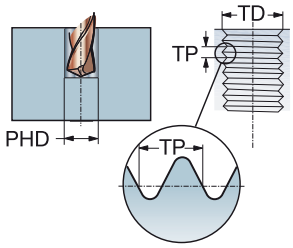

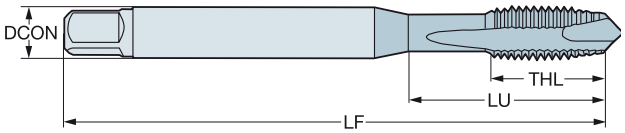

P M K

TDZ	TP	LU	CZC_{MS}	TCTR	**Código de pedido**	Dimensiones, mm, pulg. DCON	TD	LF	THL	NOF	BSG
MF 24x2	2.00	82.00	18.00 x 14.00	6H	**E011M24X2.0**	18.00	24.00	130.00	35.50	4	ISO 529
		3.228				*.709*	*.944*	*5.118*	*1.397*		

O5 Q5 L253 PHD/PHDX L247 Q1 Q35

Macho de corte CoroTap™ 200 con entrada corregida

Forma de rosca: métrica fina

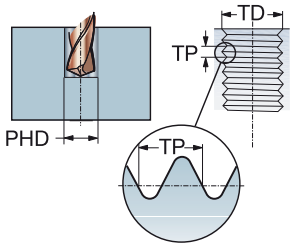

THCHT	B
THBTP	0
ULDR	2.5
CNSC	0
SUSTRATO	HSS-PM

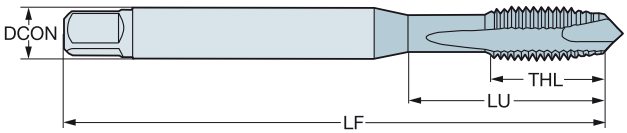

P K N S

TDZ	TP	LU	CZC_{MS}	TCTR	Código de pedido	Dimensiones, mm, pulg. DCON	TD	LF	THL	NOF	BSG
MF 8x1	1.00	30.20	.318 x .238	6H	**E015M8X1.0**	8.10	8.00	69.06	18.20	3	ANSI
		1.189				*.318*	*.314*	*2.718*	*.716*		
MF 10x1	1.00	32.80	.381 x .286	6H	**E015M10X1.0**	9.70	10.00	74.61	19.10	3	ANSI
		1.291				*.381*	*.393*	*2.937*	*.751*		
MF 14x1.5	1.50	66.10	.429 x .322	6H	**E015M14X1.5**	10.90	14.00	91.28	25.00	3	ANSI
		2.602				*.429*	*.551*	*3.593*	*.984*		
MF 18x1.5	1.50	62.08	.542 x .406	6H	**E015M18X1.5**	13.80	18.00	102.39	29.50	3	ANSI
		2.444				*.542*	*.708*	*4.031*	*1.161*		

O5 Q5 L253 PHD/PHDX L247 Q1 Q35

Macho de corte CoroTap™ 200 con entrada corregida

Forma de rosca: métrica fina

THCHT	B
THBTP	0
ULDR	2.5
CNSC	0
SUSTRATO	HSS-PM
RECUBRIMIENTO	ST

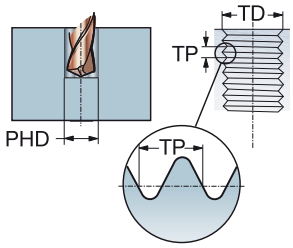

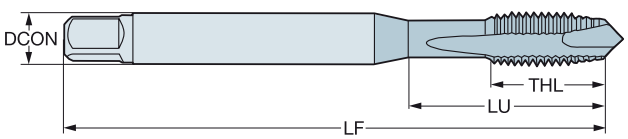

P M K

TDZ	TP	LU	CZC_{MS}	TCTR	Código de pedido	Dimensiones, mm, pulg. DCON	TD	LF	THL	NOF	BSG
MF 8x1	1.00	30.20	.318 x .238	6H	**E016M8X1.0**	8.10	8.00	69.06	18.20	3	ANSI
		1.189				*.318*	*.314*	*2.718*	*.716*		
MF 10x1	1.00	32.80	.381 x .286	6H	**E016M10X1.0**	9.70	10.00	74.61	19.10	3	ANSI
		1.291				*.381*	*.393*	*2.937*	*.751*		
MF 14x1.5	1.50	66.10	.429 x .322	6H	**E016M14X1.5**	10.90	14.00	91.28	25.00	3	ANSI
		2.602				*.429*	*.551*	*3.593*	*.984*		
MF 18x1.5	1.50	62.08	.542 x .406	6H	**E016M18X1.5**	13.80	18.00	102.39	29.50	3	ANSI
		2.444				*.542*	*.708*	*4.031*	*1.161*		

O5 Q5 L253 PHD/PHDX L247 Q1 Q35

Macho de corte CoroTap™ 200 con entrada corregida

Forma de rosca: UNC

THCHT	B
THBTP	0
ULDR	2.5
CNSC	0
SUSTRATO	HSS-E-PM
RECUBRIMIENTO	CoolTop

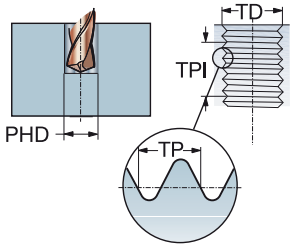

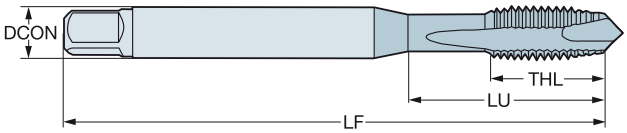

P
30-48 HRC

TDZ	TPI	LU	CZC_{MS}	TCTR	Código de pedido	Dimensiones, mm, pulg. DCON	TD	LF	THL	NOF	BSG
UNC #4-40	40.0	11.90	.141 x .110	2B	**E8744-40**	3.60	2.84	56.00	11.90	3	C-DIN/ANSI
		.468				*.141*	*.112*	*2.204*	*.468*		
UNC #5-40	40.0	11.00	.141 x .110	2B	**E8745-40**	3.60	3.18	56.00	11.00	3	C-DIN/ANSI
		.433				*.141*	*.125*	*2.204*	*.433*		
UNC #6-32	32.0	13.90	.168 x .131	2B	**E8746-32**	4.30	3.51	63.00	13.90	3	C-DIN/ANSI
		.547				*.168*	*.137*	*2.480*	*.547*		
UNC #8-32	32.0	15.10	.194 x .152	2B	**E8748-32**	4.90	4.17	70.00	15.10	3	C-DIN/ANSI
		.594				*.194*	*.164*	*2.755*	*.594*		
UNC #10-24	24.0	17.00	.255 x .191	2B	**E87410-24**	6.50	4.83	80.00	17.00	3	C-DIN/ANSI
		.669				*.255*	*.190*	*3.149*	*.669*		
UNC 1/4-20	20.0	20.20	.318 x .238	2B	**E8741/4**	8.10	6.35	90.00	20.20	3	C-DIN/ANSI
		.795				*.318*	*.250*	*3.543*	*.795*		
UNC 5/16-18	18.0	20.00	.381 x .286	2B	**E8745/16**	9.70	7.94	100.00	22.80	3	C-DIN/ANSI
		.787				*.381*	*.312*	*3.937*	*.897*		
UNC 3/8-16	16.0	29.16	.381 x .286	2B	**E8743/8**	9.70	9.53	100.00	20.00	3	DIN/ANSI
		1.148				*.381*	*.375*	*3.937*	*.787*		
UNC 7/16-14	14.0	72.60	.323 x .242	2B	**E8747/16**	8.20	11.11	100.00	20.00	4	DIN/ANSI
		2.858				*.323*	*.437*	*3.937*	*.787*		
UNC 1/2-13	13.0	81.80	.367 x .275	2B	**E8741/2**	9.30	12.70	110.00	23.00	4	DIN/ANSI
		3.220				*.367*	*.500*	*4.330*	*.905*		
UNC 5/8-11	11.0	65.80	.480 x .360	2B	**E8745/8**	12.20	15.88	110.00	23.00	4	DIN/ANSI
		2.590				*.480*	*.625*	*4.330*	*.905*		
UNC 3/4-10	10.0	77.50	.590 x .442	2B	**E8743/4**	15.00	19.05	125.00	30.00	4	DIN/ANSI
		3.051				*.590*	*.750*	*4.921*	*1.181*		

O5 Q5 L253 PHD/PHDX L247 Q1 Q35

Macho de corte CoroTap™ 200 con entrada corregida

Forma de rosca: UNC

THCHT	B
THBTP	0
ULDR	2.5
CNSC	0
SUSTRATO	HSS-PM
RECUBRIMIENTO	CoolTop

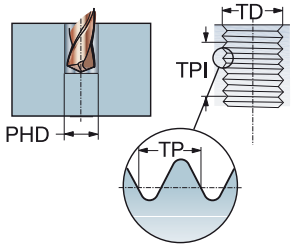

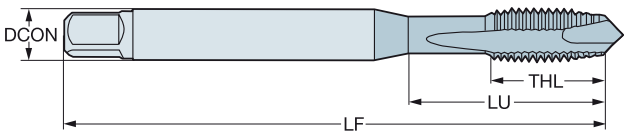

P
≤350HB

TDZ	TPI	LU	CZC_{MS}	TCTR	Código de pedido	Dimensiones, mm, pulg. DCON	TD	LF	THL	NOF	BSG
UNC #6-32	32.0	17.50	3.55 x 2.80	2B	**E0576-32**	3.60	3.51	50.00	17.50	3	ISO 529
		.688				*.140*	*.137*	*1.968*	*.688*		
UNC #8-32	32.0	17.00	4.50 x 3.55	2B	**E0578-32**	4.50	4.17	53.00	9.50	3	ISO 529
		.669				*.177*	*.164*	*2.086*	*.374*		
UNC #10-24	24.0	20.00	5.00 x 4.00	2B	**E05710-24**	5.00	4.83	58.00	11.20	3	ISO 529
		.787				*.197*	*.190*	*2.283*	*.440*		
UNC 1/4-20	20.0	26.00	6.30 x 5.00	2B	**E0571/4**	6.30	6.35	66.00	13.20	3	ISO 529
		1.023				*.248*	*.250*	*2.598*	*.519*		
UNC 5/16-18	18.0	29.00	8.00 x 6.30	2B	**E0575/16**	8.00	7.94	72.00	16.30	3	ISO 529
		1.141				*.315*	*.312*	*2.834*	*.641*		
UNC 3/8-16	16.0	32.00	10.00 x 8.00	2B	**E0573/8**	10.00	9.53	80.00	18.10	3	ISO 529
		1.259				*.394*	*.375*	*3.149*	*.712*		
UNC 1/2-13	13.0	62.00	9.00 x 7.10	2B	**E0571/2**	9.00	12.70	89.00	22.50	3	ISO 529
		2.440				*.354*	*.500*	*3.503*	*.885*		
UNC 5/8-11	11.0	59.00	12.50 x 10.00	2B	**E0575/8**	12.50	15.88	102.00	24.50	3	ISO 529
		2.322				*.492*	*.625*	*4.015*	*.964*		
UNC 3/4-10	10.0	68.00	14.00 x 11.20	2B	**E0573/4**	14.00	19.05	112.00	29.50	4	ISO 529
		2.677				*.551*	*.750*	*4.409*	*1.161*		

O5 Q5 L253 PHD/PHDX L247 Q1 Q35

Macho de corte CoroTap™ 200 con entrada corregida

Forma de rosca: UNC

THCHT	B
THBTP	0
ULDR	3.0
CNSC	1
SUSTRATO	HSS-E-PM
RECUBRIMIENTO	CoolTop

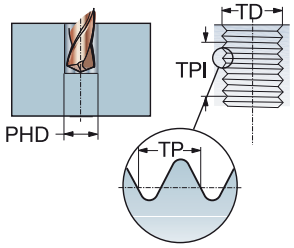

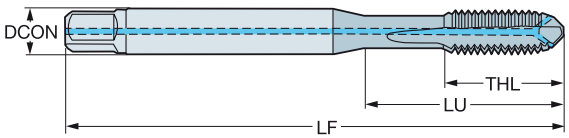

P
≤350HB

						Dimensiones, mm, pulg.					
TDZ	TPI	LU	CZC_{MS}	TCTR	**Código de pedido**	DCON	TD	LF	THL	NOF	BSG
UNC 1/4-20	20.0	24.59	.255 x .191	2BX	**EP29PA1/4**	6.50	6.35	80.00	15.00	3	DIN/ANSI
		.968				*.255*	*.250*	*3.149*	*.590*		
UNC 5/16-18	18.0	33.17	.318 x .238	2BX	**EP29PA5/16**	8.10	7.94	90.00	18.00	3	DIN/ANSI
		1.305				*.318*	*.312*	*3.543*	*.708*		
UNC 3/8-16	16.0	37.77	.381 x .286	2BX	**EP29PA3/8**	9.70	9.53	100.00	20.00	3	DIN/ANSI
		1.487				*.381*	*.375*	*3.937*	*.787*		
UNC 7/16-14	14.0	72.60	.323 x .242	2BX	**EP29PA7/16**	8.20	11.11	100.00	20.00	4	DIN/ANSI
		2.858				*.323*	*.437*	*3.937*	*.787*		
UNC 1/2-13	13.0	81.80	.367 x .275	2BX	**EP29PA1/2**	9.30	12.70	110.00	23.00	4	DIN/ANSI
		3.220				*.367*	*.500*	*4.330*	*.905*		
UNC 5/8-11	11.0	65.80	.480 x .360	2BX	**EP29PA5/8**	12.20	15.88	110.00	23.00	4	DIN/ANSI
		2.590				*.480*	*.625*	*4.330*	*.905*		
UNC 3/4-10	10.0	77.50	.590 x .442	2BX	**EP29PA3/4**	15.00	19.05	125.00	30.00	4	DIN/ANSI
		3.051				*.590*	*.750*	*4.921*	*1.181*		
UNC 7/8-9	9.0	90.90	.697 x .523	2BX	**EP29PA7/8**	17.70	22.23	140.00	34.00	4	DIN/ANSI
		3.578				*.697*	*.875*	*5.511*	*1.338*		
UNC 1"-8	8.0	95.40	.800 x .600	2BX	**EP29PA1**	20.30	25.40	160.00	35.99	4	DIN/ANSI
		3.755				*.800*	*1.000*	*6.299*	*1.417*		

O5 Q5 L253 PHD/PHDX L253 Q1 Q35

SANDVIK Coromant

Macho de corte CoroTap™ 200 con entrada corregida

Forma de rosca: UNC

THCHT	B
THBTP	0
ULDR	3.0
CNSC	0
SUSTRATO	HSS-E-PM
RECUBRIMIENTO	CoolTop

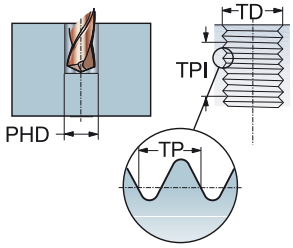

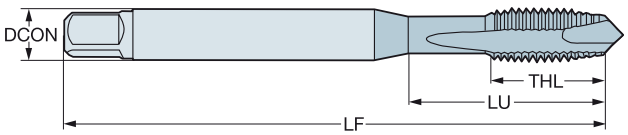

P
≤350HB

							Dimensiones, mm, pulg.					
TDZ	TPI	LU	CZC_{MS}	TCTR	TCT	**Código de pedido**	DCON	TD	LF	THL	NOF	BSG
UNC #2-56	56.0	11.99	.141 x .110	2B	H1	**EP23PA2-56**	3.60	2.18	45.00	7.01	2	DIN/ANSI
		.472					*.141*	*.085*	*1.771*	*.275*		
UNC #4-40	40.0	16.97	.141 x .110	2B	H2	**EP23PA4-40**	3.60	2.84	56.00	9.00	3	DIN/ANSI
		.668					*.141*	*.112*	*2.204*	*.354*		
UNC #5-40	40.0	17.74	.141 x .110	2B	H2	**EP23PA5-40**	3.60	3.18	56.00	9.00	3	DIN/ANSI
		.698					*.141*	*.125*	*2.204*	*.354*		
UNC #6-32	32.0	20.20	.141 x .110	2B	H3	**EP23PA6-32**	3.60	3.51	56.00	11.00	3	DIN/ANSI
		.795					*.141*	*.137*	*2.204*	*.433*		
UNC #8-32	32.0	21.18	.168 x .131	2B	H3	**EP23PA8-32**	4.30	4.17	63.00	13.00	3	DIN/ANSI
		.833					*.168*	*.164*	*2.480*	*.511*		
UNC #8-32	32.0	21.18	.168 x .131	2BX	H5	**EP23PA8-32H5**	4.30	4.17	63.00	12.99	3	DIN/ANSI
		.833					*.168*	*.164*	*2.480*	*.511*		
UNC #10-24	24.0	27.54	.194 x .152	2B	H3	**EP23PA10-24**	4.90	4.83	70.00	14.00	3	DIN/ANSI
		1.084					*.194*	*.190*	*2.755*	*.551*		
UNC 1/4-20	20.0	24.59	.255 x .191	3B	H3	**EP23PA1/4**	6.50	6.35	80.00	15.00	3	DIN/ANSI
		.968					*.255*	*.250*	*3.149*	*.590*		
UNC 1/4-20	20.0	24.59	.255 x .191	2B	H5	**EP23PA1/4H5**	6.50	6.35	80.00	15.00	3	DIN/ANSI
		.968					*.255*	*.250*	*3.149*	*.590*		
UNC 5/16-18	18.0	33.17	.318 x .238	3B	H3	**EP23PA5/16**	8.10	7.94	90.00	18.00	3	DIN/ANSI
		1.305					*.318*	*.312*	*3.543*	*.708*		
UNC 5/16-18	18.0	33.17	.318 x .238	2B	H5	**EP23PA5/16H5**	8.10	7.94	90.00	18.00	3	DIN/ANSI
		1.305					*.318*	*.312*	*3.543*	*.708*		
UNC 3/8-16	16.0	37.77	.381 x .286	3B	H3	**EP23PA3/8**	9.70	9.53	100.00	20.00	3	DIN/ANSI
		1.487					*.381*	*.375*	*3.937*	*.787*		
UNC 3/8-16	16.0	37.77	.381 x .286	2B	H5	**EP23PA3/8H5**	9.70	9.53	100.00	20.00	3	DIN/ANSI
		1.487					*.381*	*.375*	*3.937*	*.787*		
UNC 7/16-14	14.0	72.60	.323 x .242	3B	H3	**EP23PA7/16**	8.20	11.11	100.00	20.00	4	DIN/ANSI
		2.858					*.323*	*.437*	*3.937*	*.787*		
UNC 1/2-13	13.0	81.80	.367 x .275	3B	H3	**EP23PA1/2**	9.30	12.70	110.00	23.00	4	DIN/ANSI
		3.220					*.367*	*.500*	*4.330*	*.905*		
UNC 1/2-13	13.0	81.80	.367 x .275	2B	H5	**EP23PA1/2H5**	9.30	12.70	110.00	23.00	4	DIN/ANSI
		3.220					*.367*	*.500*	*4.330*	*.905*		
UNC 5/8-11	11.0	65.80	.480 x .360	3B	H3	**EP23PA5/8**	12.20	15.88	110.00	23.00	4	DIN/ANSI
		2.590					*.480*	*.625*	*4.330*	*.905*		
UNC 5/8-11	11.0	65.80	.480 x .360	2B	H5	**EP23PA5/8H5**	12.20	15.88	110.00	23.00	4	DIN/ANSI
		2.590					*.480*	*.625*	*4.330*	*.905*		
UNC 3/4-10	10.0	77.50	.590 x .442	3B	H3	**EP23PA3/4**	15.00	19.05	125.00	30.00	4	DIN/ANSI
		3.051					*.590*	*.750*	*4.921*	*1.181*		
UNC 3/4-10	10.0	77.50	.590 x .442	2B	H5	**EP23PA3/4H5**	15.00	19.05	125.00	30.00	4	DIN/ANSI
		3.051					*.590*	*.750*	*4.921*	*1.181*		
UNC 7/8-9	9.0	92.50	.697 x .523	3B	H4	**EP23PA7/8**	17.70	22.23	140.00	34.00	4	DIN/ANSI
		3.641					*.697*	*.875*	*5.511*	*1.338*		
UNC 1"-8	8.0	95.40	.800 x .600	3B	H4	**EP23PA1**	20.30	25.40	160.00	35.99	4	DIN/ANSI
		3.755					*.800*	*1.000*	*6.299*	*1.417*		

O5 Q5 L253 PHD/PHDX L247 Q1 Q35

Macho de corte CoroTap™ 200 con entrada corregida

Forma de rosca: UNC

THCHT	B
THBTP	0
ULDR	2.5
CNSC	0
SUBSTRATE	HSS-PM
COATING	ST

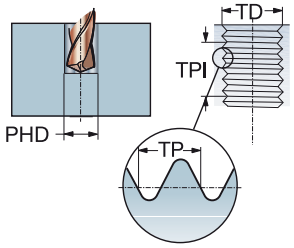

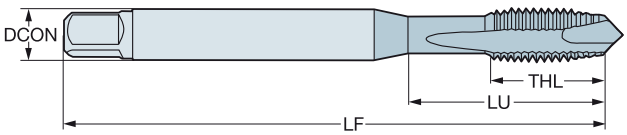

M

TDZ	TPI	LU	CZC_{MS}	TCTR	Código de pedido	Dimensiones, mm, pulg. DCON	TD	LF	THL	NOF	BSG
UNC #4-40	40.0	15.50	3.15 x 2.50	2B	**E0554-40**	3.20	2.84	48.00	15.50	3	ISO 529
		.610				*.124*	*.112*	*1.889*	*.610*		
UNC #6-32	32.0	17.50	3.55 x 2.80	2B	**E0556-32**	3.60	3.51	50.00	17.50	3	ISO 529
		.688				*.140*	*.137*	*1.968*	*.688*		
UNC #8-32	32.0	17.00	4.50 x 3.55	2B	**E0558-32**	4.50	4.17	53.00	9.50	3	ISO 529
		.669				*.177*	*.164*	*2.086*	*.374*		
UNC #10-24	24.0	20.00	5.00 x 4.00	2B	**E05510-24**	5.00	4.83	58.00	11.20	3	ISO 529
		.787				*.197*	*.190*	*2.283*	*.440*		
UNC 1/4-20	20.0	26.00	6.30 x 5.00	2B	**E0551/4**	6.30	6.35	66.00	13.20	3	ISO 529
		1.023				*.248*	*.250*	*2.598*	*.519*		
UNC 5/16-18	18.0	29.00	8.00 x 6.30	2B	**E0555/16**	8.00	7.94	72.00	16.30	3	ISO 529
		1.141				*.315*	*.312*	*2.834*	*.641*		
UNC 3/8-16	16.0	32.00	10.00 x 8.00	2B	**E0553/8**	10.00	9.53	80.00	18.10	3	ISO 529
		1.259				*.394*	*.375*	*3.149*	*.712*		
UNC 1/2-13	13.0	62.00	9.00 x 7.10	2B	**E0551/2**	9.00	12.70	89.00	22.50	4	ISO 529
		2.440				*.354*	*.500*	*3.503*	*.885*		
UNC 5/8-11	11.0	59.00	12.50 x 10.00	2B	**E0555/8**	12.50	15.88	102.00	24.50	4	ISO 529
		2.322				*.492*	*.625*	*4.015*	*.964*		
UNC 3/4-10	10.0	68.00	14.00 x 11.20	2B	**E0553/4**	14.00	19.05	112.00	29.50	4	ISO 529
		2.677				*.551*	*.750*	*4.409*	*1.161*		

O5 Q5 L253 PHD/PHDX L247 Q1 Q35

SANDVIK Coromant

Macho de corte CoroTap™ 200 con entrada corregida

Forma de rosca: UNC

THCHT	B
THBTP	0
ULDR	2.5
CNSC	0
SUSTRATO	HSS-PM
RECUBRIMIENTO	SmoothTop

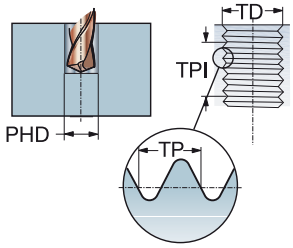

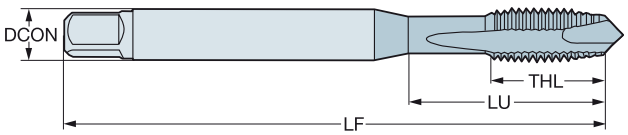

M

TDZ	TPI	LU	CZC_{MS}	TCTR	Código de pedido	Dimensiones, mm, pulg. DCON	TD	LF	THL	NOF	BSG
UNC #4-40	40.0	15.47	.141 x .110	2B	**E8724-40**	3.60	2.84	56.00	9.00	3	DIN/ANSI
		.609				*.141*	*.112*	*2.204*	*.354*		
UNC #6-32	32.0	15.08	.141 x .110	2B	**E8726-32**	3.60	3.51	56.00	11.00	3	DIN/ANSI
		.593				*.141*	*.137*	*2.204*	*.433*		
UNC #8-32	32.0	16.58	.168 x .131	2B	**E8728-32**	4.30	4.17	63.00	13.00	3	DIN/ANSI
		.652				*.168*	*.164*	*2.480*	*.511*		
UNC #10-24	24.0	21.42	.194 x .152	2B	**E87210-24**	4.90	4.83	70.00	14.00	3	DIN/ANSI
		.843				*.194*	*.190*	*2.755*	*.551*		
UNC 1/4-20	20.0	25.59	.255 x .191	2B	**E8721/4**	6.50	6.35	80.00	15.00	3	DIN/ANSI
		1.007				*.255*	*.250*	*3.149*	*.590*		
UNC 5/16-18	18.0	30.20	.318 x .238	2B	**E8725/16**	8.10	7.94	90.00	18.00	3	DIN/ANSI
		1.189				*.318*	*.312*	*3.543*	*.708*		
UNC 3/8-16	16.0	32.80	.381 x .286	2B	**E8723/8**	9.70	9.53	100.00	20.00	3	DIN/ANSI
		1.291				*.381*	*.375*	*3.937*	*.787*		
UNC 7/16-14	14.0	72.60	.323 x .242	2B	**E8727/16**	8.20	11.11	100.00	20.00	4	DIN/ANSI
		2.858				*.323*	*.437*	*3.937*	*.787*		
UNC 1/2-13	13.0	81.80	.367 x .275	2B	**E8721/2**	9.30	12.70	110.00	23.00	4	DIN/ANSI
		3.220				*.367*	*.500*	*4.330*	*.905*		
UNC 5/8-11	11.0	65.80	.480 x .360	2B	**E8725/8**	12.20	15.88	110.00	23.00	4	DIN/ANSI
		2.590				*.480*	*.625*	*4.330*	*.905*		
UNC 3/4-10	10.0	77.50	.590 x .442	2B	**E8723/4**	15.00	19.05	125.00	30.00	4	DIN/ANSI
		3.051				*.590*	*.750*	*4.921*	*1.181*		
UNC 7/8-9	9.0	90.90	.697 x .523	2B	**E8727/8**	17.70	22.23	140.00	34.00	4	DIN/ANSI
		3.578				*.697*	*.875*	*5.511*	*1.338*		

O5 Q5 L253 PHD/PHDX L247 Q1 Q35

Macho de corte CoroTap™ 200 con entrada corregida

Forma de rosca: UNC

THCHT	B
THBTP	0
ULDR	3.0
CNSC	0
SUSTRATO	HSS-E-PM

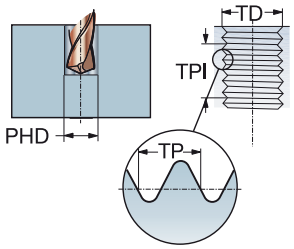

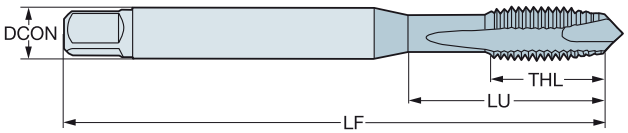

N

TDZ	TPI	LU	CZC_{MS}	TCTR	Código de pedido	Dimensiones, mm, pulg. DCON	TD	LF	THL	NOF	BSG
UNC #4-40	40.0	15.47	.141 x .110	2B	**E8764-40**	3.60	2.84	56.00	9.00	2	DIN/ANSI
		.609				*.141*	*.112*	*2.204*	*.354*		
UNC #6-32	32.0	15.08	.141 x .110	2B	**E8766-32**	3.60	3.51	56.00	11.00	2	DIN/ANSI
		.593				*.141*	*.137*	*2.204*	*.433*		
UNC #8-32	32.0	16.58	.168 x .131	2B	**E8768-32**	4.30	4.17	63.00	13.00	2	DIN/ANSI
		.652				*.168*	*.164*	*2.480*	*.511*		
UNC #10-24	24.0	21.42	.194 x .152	2B	**E87610-24**	4.90	4.83	70.00	14.00	2	DIN/ANSI
		.843				*.194*	*.190*	*2.755*	*.551*		
UNC 1/4-20	20.0	25.59	.255 x .191	2B	**E8761/4**	6.50	6.35	80.00	15.00	3	DIN/ANSI
		1.007				*.255*	*.250*	*3.149*	*.590*		
UNC 5/16-18	18.0	30.20	.318 x .238	2B	**E8765/16**	8.10	7.94	90.00	18.00	3	DIN/ANSI
		1.189				*.318*	*.312*	*3.543*	*.708*		
UNC 3/8-16	16.0	32.80	.381 x .286	2B	**E8763/8**	9.70	9.53	100.00	20.00	3	DIN/ANSI
		1.291				*.381*	*.375*	*3.937*	*.787*		
UNC 7/16-14	14.0	72.60	.323 x .242	2B	**E8767/16**	8.20	11.11	100.00	20.00	3	DIN/ANSI
		2.858				*.323*	*.437*	*3.937*	*.787*		
UNC 1/2-13	13.0	81.80	.367 x .275	2B	**E8761/2**	9.30	12.70	110.00	23.00	3	DIN/ANSI
		3.220				*.367*	*.500*	*4.330*	*.905*		

O5 Q5 L253 PHD/PHDX L247 Q1 Q35

Macho de corte CoroTap™ 200 con entrada corregida

Forma de rosca: UNC

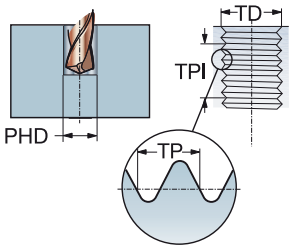

THCHT	B
THBTP	1
ULDR	2.0
TCTR	3BX
CNSC	0

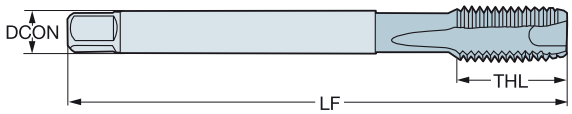

TDZ	TPI	LU	CZC_{MS}	Código de pedido	S D115	Dimensiones, mm, pulg. DCON	TD	LF	THL	NOF	BSG
UNC #4-40	40.0	14.20	.141 x .110	T200-SD100AE-4-40	☆	3.60	2.84	55.92	14.20	3	DIN/ANSI
		.559				*.141*	*.112*	*2.201*	*.559*		
UNC #6-32	32.0	17.50	.141 x .110	T200-SD100AE-6-32	☆	3.60	3.51	55.28	17.50	3	DIN/ANSI
		.688				*.141*	*.137*	*2.176*	*.688*		
UNC #8-32	32.0	20.80	.168 x .131	T200-SD100AE-8-32	☆	4.30	4.17	62.65	20.80	3	DIN/ANSI
		.818				*.168*	*.164*	*2.466*	*.818*		
UNC #10-24	24.0	24.10	.194 x .152	T200-SD100AE-10-24	☆	4.90	4.83	69.71	24.10	3	DIN/ANSI
		.948				*.194*	*.190*	*2.744*	*.948*		
UNC 1/4-20	20.0	31.80	.255 x .191	T200-SD100AE-1/4	☆	6.50	6.35	79.03	31.80	3	DIN/ANSI
		1.251				*.255*	*.250*	*3.111*	*1.251*		
UNC 5/16-18	18.0	39.70	.323 x .242	T200-SD100AE-5/16	☆	8.20	7.94	89.12	39.70	3	DIN/ANSI
		1.562				*.323*	*.312*	*3.508*	*1.562*		
UNC 3/8-16	16.0	47.60	.381 x .286	T200-SD100AE-3/8	☆	9.70	9.53	99.21	47.60	3	DIN/ANSI
		1.874				*.381*	*.375*	*3.905*	*1.874*		
UNC 7/16-14	14.0	72.60	.323 x .242	T200-SD100AE-7/16	☆	8.20	11.11	100.00	20.00	4	DIN/ANSI
		2.858				*.323*	*.437*	*3.937*	*.787*		
UNC 1/2-13	13.0	81.80	.367 x .275	T200-SD100AE-1/2	☆	9.30	12.70	110.00	23.00	4	DIN/ANSI
		3.220				*.367*	*.500*	*4.330*	*.905*		
UNC 5/8-11	11.0	65.80	.480 x .360	T200-SD100AE-5/8	☆	12.20	15.88	110.00	23.00	4	DIN/ANSI
		2.590				*.480*	*.625*	*4.330*	*.905*		
UNC 3/4-10	10.0	77.50	.590 x .442	T200-SD100AE-3/4	☆	15.00	19.05	125.00	30.00	4	DIN/ANSI
		3.051				*.590*	*.750*	*4.921*	*1.181*		

O5 Q5 L253 PHD/PHDX L247 Q1 Q35 Q34

Macho de corte CoroTap™ 200 con entrada corregida

Forma de rosca: UNJC

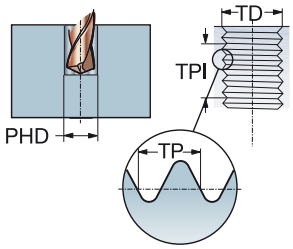

THCHT	B
THBTP	1
ULDR	2.0
TCTR	3BX
CNSC	0

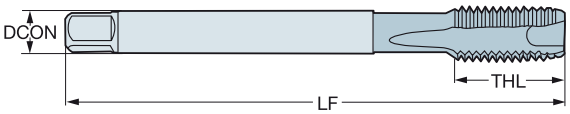

TDZ	TPI	LU	CZC$_{MS}$	Código de pedido	S D115	Dimensiones, mm, pulg. DCON	TD	LF	THL	NOF	BSG
UNJC #4-40	40.0	14.20	.141 x .110	T200-SD100AH-4-40	☆	3.60	2.84	55.92	14.20	3	DIN/ANSI
		.559				*.141*	*.112*	*2.201*	*.559*		
UNJC #6-32	32.0	17.50	.141 x .110	T200-SD100AH-6-32	☆	3.60	3.51	55.28	17.50	3	DIN/ANSI
		.688				*.141*	*.137*	*2.176*	*.688*		
UNJC #8-32	32.0	20.80	.168 x .131	T200-SD100AH-8-32	☆	4.30	4.17	62.65	20.80	3	DIN/ANSI
		.818				*.168*	*.164*	*2.466*	*.818*		

O5 Q5 L253 PHD/PHDX L247 Q1 Q35 Q34

Macho de corte CoroTap™ 200 con entrada corregida

Forma de rosca: UNC

THCHT	B
THBTP	1
ULDR	2.5
TCTR	2B
CNSC	0

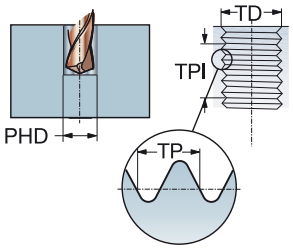

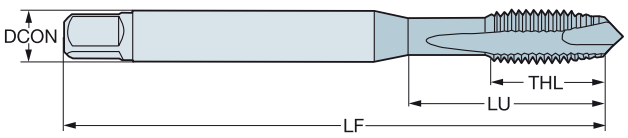

TDZ	TPI	LU	CZC_{MS}	Código de pedido	P						M				K						N				S				Dimensiones, mm, pulg.					
					B110	B145	B150	C110	C145	C150	B110	B145	C110	C145	B110	B145	B150	C110	C145	C150	B110	B150	C110	C150	B110	B150	C110	C150	DCON	TD	LF	THL	NOF	BSG
UNC #4-40	40.0	18.00	3.50 x 2.70	T200-XM100DE-4-40				☆	☆	☆			☆	☆				☆	☆	☆			☆	☆			☆	☆	3.50	2.84	56.00	8.50	3	DIN 2184-1
		.708																											*.138*	*.112*	*2.204*	*.334*		
UNC #5-40	40.0	18.00	3.50 x 2.70	T200-XM100DE-5-40				☆	☆	☆			☆	☆				☆	☆	☆			☆	☆			☆	☆	3.50	3.18	56.00	9.50	3	DIN 2184-1
		.708																											*.138*	*.125*	*2.204*	*.374*		
UNC #6-32	32.0	20.00	4.00 x 3.00	T200-XM100DE-6-32				☆	☆	☆			☆	☆				☆	☆	☆			☆	☆			☆	☆	4.00	3.51	56.00	10.40	3	DIN 2184-1
		.787																											*.157*	*.137*	*2.204*	*.409*		
UNC #8-32	32.0	21.00	4.50 x 3.40	T200-XM100DE-8-32				☆	☆	☆			☆	☆				☆	☆	☆			☆	☆			☆	☆	4.50	4.17	63.00	11.40	3	DIN 2184-1
		.826																											*.177*	*.164*	*2.480*	*.448*		
UNC #10-24	24.0	25.00	6.00 x 4.90	T200-XM100DE-10-24				☆	☆	☆			☆	☆				☆	☆	☆			☆	☆			☆	☆	6.00	4.83	70.00	13.00	3	DIN 2184-1
		.984																											*.236*	*.190*	*2.755*	*.511*		
UNC #12-24	24.0	30.00	6.00 x 4.90	T200-XM100DE-12-24				☆	☆	☆			☆	☆				☆	☆	☆			☆	☆			☆	☆	6.00	5.49	80.00	15.00	3	DIN 2184-1
		1.181																											*.236*	*.215*	*3.149*	*.590*		
UNC 1/4-20	20.0	30.00	7.00 x 5.50	T200-XM100DE-1/4				☆	☆	☆			☆	☆				☆	☆	☆			☆	☆			☆	☆	7.00	6.35	80.00	14.10	3	DIN 2184-1
		1.181																											*.276*	*.250*	*3.149*	*.555*		
UNC 5/16-18	18.0	35.00	8.00 x 6.20	T200-XM100DE-5/16				☆	☆	☆			☆	☆				☆	☆	☆			☆	☆			☆	☆	8.00	7.94	90.00	17.40	3	DIN 2184-1
		1.377																											*.315*	*.312*	*3.543*	*.685*		
UNC 3/8-16	16.0	39.00	10.00 x 8.00	T200-XM100DE-3/8				☆	☆	☆			☆	☆				☆	☆	☆			☆	☆			☆	☆	10.00	9.53	100.00	18.90	3	DIN 2184-1
		1.535																											*.394*	*.375*	*3.937*	*.744*		
UNC 7/16-14	14.0	76.00	8.00 x 6.20	T200-XM101DE-7/16				☆	☆	☆			☆	☆				☆	☆	☆			☆	☆			☆	☆	8.00	11.11	100.00	20.00	3	DIN 2184-1
		2.992																											*.315*	*.437*	*3.937*	*.787*		
UNC 1/2-13	13.0	83.00	9.00 x 7.00	T200-XM101DE-1/2				☆	☆	☆			☆	☆				☆	☆	☆			☆	☆			☆	☆	9.00	12.70	110.00	23.00	3	DIN 2184-1
		3.267																											*.354*	*.500*	*4.330*	*.905*		
UNC 5/8-11	11.0	68.00	12.00 x 9.00	T200-XM101DE-5/8				☆	☆	☆			☆	☆				☆	☆	☆			☆	☆			☆	☆	12.00	15.88	110.00	25.00	3	DIN 2184-1
		2.677																											*.472*	*.625*	*4.330*	*.984*		
UNC 3/4-10	10.0	81.00	14.00 x 11.00	T200-XM101DE-3/4	☆	☆	☆				☆	☆			☆	☆	☆				☆	☆			☆	☆			14.00	19.05	125.00	30.00	4	DIN 2184-1
		3.188																											*.551*	*.750*	*4.921*	*1.181*		
UNC 7/8-9	9.0	93.00	18.00 x 14.50	T200-XM101DE-7/8	☆	☆	☆				☆	☆			☆	☆	☆				☆	☆			☆	☆			18.00	22.23	140.00	34.00	4	DIN 2184-1
		3.661																											*.709*	*.875*	*5.511*	*1.338*		
UNC 1"-8	8.0	113.00	18.00 x 14.50	T200-XM101DE-1	☆	☆	☆				☆	☆			☆	☆	☆				☆	☆			☆	☆			18.00	25.40	160.00	38.00	4	DIN 2184-1
		4.448																											*.709*	*1.000*	*6.299*	*1.496*		

O5 Q5 L253 PHD/PHDX L247 Q1 Q35 Q34

Macho de corte CoroTap™ 200 con entrada corregida

Forma de rosca: UNC

THCHT	B
THBTP	0
ULDR	2.5
CNSC	0
SUSTRATO	HSS-PM



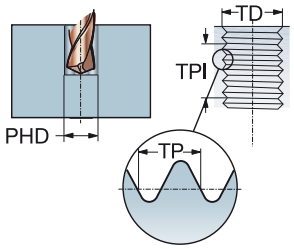

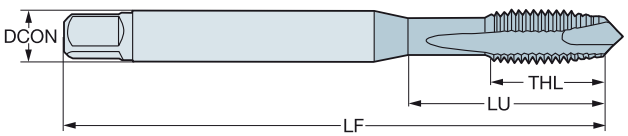

P K N S

TDZ	TPI	LU	CZC_{MS}	TCTR	Código de pedido	Dimensiones, mm, pulg. DCON	TD	LF	THL	NOF	BSG
UNC #2-56	56.0	9.50	2.80 x 2.24	2B	**E0202-56**	2.80	2.18	44.50	9.50	2	ISO 529
		.374				*.110*	*.085*	*1.751*	*.374*		
UNC #4-40	40.0	15.50	3.15 x 2.50	2B	**E0204-40**	3.20	2.84	48.00	15.50	3	ISO 529
		.610				*.124*	*.112*	*1.889*	*.610*		
UNC #5-40	40.0	17.60	3.15 x 2.50	2B	**E0205-40**	3.20	3.18	48.00	17.60	3	ISO 529
		.692				*.124*	*.125*	*1.889*	*.692*		
UNC #6-32	32.0	17.50	3.55 x 2.80	2B	**E0206-32**	3.60	3.51	50.00	17.50	3	ISO 529
		.688				*.140*	*.137*	*1.968*	*.688*		
UNC #8-32	32.0	17.00	4.50 x 3.55	2B	**E0208-32**	4.50	4.17	53.00	9.50	3	ISO 529
		.669				*.177*	*.164*	*2.086*	*.374*		
UNC #10-24	24.0	20.00	5.00 x 4.00	2B	**E02010-24**	5.00	4.83	58.00	11.20	3	ISO 529
		.787				*.197*	*.190*	*2.283*	*.440*		
UNC #12-24	24.0	21.00	5.60 x 4.50	2B	**E02012-24**	5.60	5.49	62.00	12.20	3	ISO 529
		.826				*.220*	*.215*	*2.440*	*.480*		
UNC 1/4-20	20.0	26.00	6.30 x 5.00	2B	**E0201/4**	6.30	6.35	66.00	13.20	3	ISO 529
		1.023				*.248*	*.250*	*2.598*	*.519*		
UNC 5/16-18	18.0	29.00	8.00 x 6.30	2B	**E0205/16**	8.00	7.94	72.00	16.30	3	ISO 529
		1.141				*.315*	*.312*	*2.834*	*.641*		
UNC 3/8-16	16.0	32.00	10.00 x 8.00	2B	**E0203/8**	10.00	9.53	80.00	18.10	3	ISO 529
		1.259				*.394*	*.375*	*3.149*	*.712*		
UNC 7/16-14	14.0	61.00	8.00 x 6.30	2B	**E0207/16**	8.00	11.11	85.00	19.50	3	ISO 529
		2.401				*.315*	*.437*	*3.346*	*.767*		
UNC 1/2-13	13.0	62.00	9.00 x 7.10	2B	**E0201/2**	9.00	12.70	89.00	22.50	3	ISO 529
		2.440				*.354*	*.500*	*3.503*	*.885*		
UNC 5/8-11	11.0	59.00	12.50 x 10.00	2B	**E0205/8**	12.50	15.88	102.00	24.50	3	ISO 529
		2.322				*.492*	*.625*	*4.015*	*.964*		
UNC 3/4-10	10.0	68.00	14.00 x 11.20	2B	**E0203/4**	14.00	19.05	112.00	29.50	4	ISO 529
		2.677				*.551*	*.750*	*4.409*	*1.161*		
UNC 7/8-9	9.0	72.00	16.00 x 12.50	2B	**E0207/8**	16.00	22.23	118.00	29.50	4	ISO 529
		2.834				*.630*	*.875*	*4.645*	*1.161*		
UNC 1"-8	8.0	82.00	18.00 x 14.00	2B	**E0201**	18.00	25.40	130.00	35.50	4	ISO 529
		3.228				*.709*	*1.000*	*5.118*	*1.397*		

O5 Q5 L253 PHD/PHDX L247 Q1 Q35

Macho de corte CoroTap™ 200 con entrada corregida

Forma de rosca: UNC

THCHT	B
THBTP	0
ULDR	2.5
CNSC	0
SUSTRATO	HSS-PM
RECUBRIMIENTO	ST

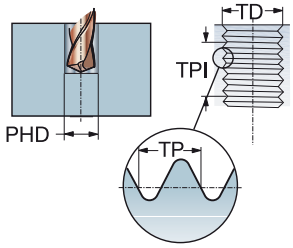

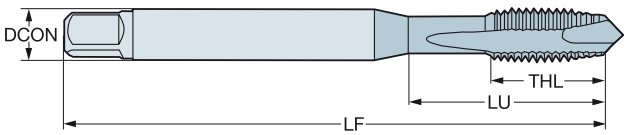

P M K

TDZ	TPI	LU	CZC_{MS}	TCTR	Código de pedido	Dimensiones, mm, pulg. DCON	TD	LF	THL	NOF	BSG
UNC #2-56	56.0	9.50	2.80 x 2.24	2B	**E0212-56**	2.80	2.18	44.50	9.50	2	ISO 529
		.374				*.110*	*.085*	*1.751*	*.374*		
UNC #4-40	40.0	15.50	3.15 x 2.50	2B	**E0214-40**	3.20	2.84	48.00	15.50	3	ISO 529
		.610				*.124*	*.112*	*1.889*	*.610*		
UNC #5-40	40.0	17.60	3.15 x 2.50	2B	**E0215-40**	3.20	3.18	48.00	17.60	3	ISO 529
		.692				*.124*	*.125*	*1.889*	*.692*		
UNC #6-32	32.0	17.50	3.55 x 2.80	2B	**E0216-32**	3.60	3.51	50.00	17.50	3	ISO 529
		.688				*.140*	*.137*	*1.968*	*.688*		
UNC #8-32	32.0	17.00	4.50 x 3.55	2B	**E0218-32**	4.50	4.17	53.00	9.50	3	ISO 529
		.669				*.177*	*.164*	*2.086*	*.374*		
UNC #10-24	24.0	20.00	5.00 x 4.00	2B	**E02110-24**	5.00	4.83	58.00	11.20	3	ISO 529
		.787				*.197*	*.190*	*2.283*	*.440*		
UNC #12-24	24.0	21.00	5.60 x 4.50	2B	**E02112-24**	5.60	5.49	62.00	12.20	3	ISO 529
		.826				*.220*	*.215*	*2.440*	*.480*		
UNC 1/4-20	20.0	26.00	6.30 x 5.00	2B	**E0211/4**	6.30	6.35	66.00	13.20	3	ISO 529
		1.023				*.248*	*.250*	*2.598*	*.519*		
UNC 5/16-18	18.0	29.00	8.00 x 6.30	2B	**E0215/16**	8.00	7.94	72.00	16.30	3	ISO 529
		1.141				*.315*	*.312*	*2.834*	*.641*		
UNC 3/8-16	16.0	32.00	10.00 x 8.00	2B	**E0213/8**	10.00	9.53	80.00	18.10	3	ISO 529
		1.259				*.394*	*.375*	*3.149*	*.712*		
UNC 7/16-14	14.0	61.00	8.00 x 6.30	2B	**E0217/16**	8.00	11.11	85.00	19.50	3	ISO 529
		2.401				*.315*	*.437*	*3.346*	*.767*		
UNC 1/2-13	13.0	62.00	9.00 x 7.10	2B	**E0211/2**	9.00	12.70	89.00	22.50	3	ISO 529
		2.440				*.354*	*.500*	*3.503*	*.885*		
UNC 5/8-11	11.0	59.00	12.50 x 10.00	2B	**E0215/8**	12.50	15.88	102.00	24.50	3	ISO 529
		2.322				*.492*	*.625*	*4.015*	*.964*		
UNC 3/4-10	10.0	68.00	14.00 x 11.20	2B	**E0213/4**	14.00	19.05	112.00	29.50	4	ISO 529
		2.677				*.551*	*.750*	*4.409*	*1.161*		
UNC 7/8-9	9.0	72.00	16.00 x 12.50	2B	**E0217/8**	16.00	22.23	118.00	29.50	4	ISO 529
		2.834				*.630*	*.875*	*4.645*	*1.161*		
UNC 1"-8	8.0	82.00	18.00 x 14.00	2B	**E0211**	18.00	25.40	130.00	35.50	4	ISO 529
		3.228				*.709*	*1.000*	*5.118*	*1.397*		

O5 Q5 L253 PHD/PHDX L247 Q1 Q35

Macho de corte CoroTap™ 200 con entrada corregida

Forma de rosca: UNC

THCHT	B
THBTP	0
ULDR	2.5
CNSC	0
SUSTRATO	HSS-PM

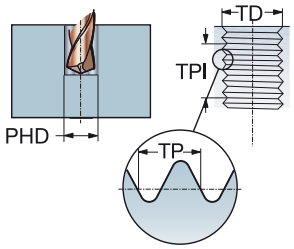

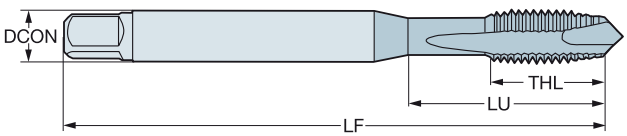

P K N S

TDZ	TPI	LU	CZC_{MS}	TCTR	TCT	Código de pedido	Dimensiones, mm, pulg. DCON	TD	LF	THL	NOF	BSG
UNC #6-32	32.0	15.08	.141 x .110	3B	H2	**E0256-32**	3.60	3.51	50.80	7.90	2	ANSI
		.593					*.141*	*.137*	*2.000*	*.311*		
UNC #8-32	32.0	16.58	.168 x .131	3B	H2	**E0258-32**	4.30	4.17	53.98	7.90	2	ANSI
		.652					*.168*	*.164*	*2.125*	*.311*		
UNC #10-24	24.0	21.42	.194 x .152	2B	H3	**E02510-24**	4.90	4.83	60.33	12.70	2	ANSI
		.843					*.194*	*.190*	*2.375*	*.500*		
UNC #12-24	24.0	22.47	.220 x .165	2B	H3	**E02512-24**	5.60	5.49	60.33	12.70	2	ANSI
		.884					*.220*	*.215*	*2.375*	*.500*		
UNC 1/4-20	20.0	25.59	.255 x .191	3B	H3	**E0251/4**	6.50	6.35	63.50	15.30	2	ANSI
		1.007					*.255*	*.250*	*2.500*	*.602*		
UNC 1/4-20	20.0	25.59	.255 x .191	3B	H3	**E0251/43FL**	6.50	6.35	63.50	15.30	3	ANSI
		1.007					*.255*	*.250*	*2.500*	*.602*		
UNC 5/16-18	18.0	30.20	.318 x .238	3B	H3	**E0255/16**	8.10	7.94	69.06	18.20	2	ANSI
		1.189					*.318*	*.312*	*2.718*	*.716*		
UNC 5/16-18	18.0	30.20	.318 x .238	3B	H3	**E0255/163FL**	8.10	7.94	69.06	18.20	3	ANSI
		1.189					*.318*	*.312*	*2.718*	*.716*		
UNC 3/8-16	16.0	32.80	.381 x .286	3B	H3	**E0253/8**	9.70	9.53	74.61	19.10	2	ANSI
		1.291					*.381*	*.375*	*2.937*	*.751*		
UNC 3/8-16	16.0	32.80	.381 x .286	3B	H3	**E0253/83FL**	9.70	9.53	74.61	19.10	3	ANSI
		1.291					*.381*	*.375*	*2.937*	*.751*		
UNC 7/16-14	14.0	52.77	.323 x .242	3B	H3	**E0257/16**	8.20	11.11	80.17	23.00	3	ANSI
		2.077					*.323*	*.437*	*3.156*	*.905*		
UNC 1/2-13	13.0	57.53	.367 x .275	3B	H3	**E0251/2**	9.30	12.70	85.73	23.00	2	ANSI
		2.264					*.367*	*.500*	*3.375*	*.905*		
UNC 1/2-13	13.0	57.53	.367 x .275	3B	H3	**E0251/23FL**	9.30	12.70	85.73	23.00	3	ANSI
		2.264					*.367*	*.500*	*3.375*	*.905*		
UNC 9/16-12	12.0	61.58	.429 x .322	3B	H3	**E0259/16**	10.90	14.29	91.28	25.00	3	ANSI
		2.424					*.429*	*.562*	*3.593*	*.984*		
UNC 5/8-11	11.0	52.64	.480 x .360	3B	H3	**E0255/8**	12.20	15.88	96.84	25.00	3	ANSI
		2.072					*.480*	*.625*	*3.812*	*.984*		
UNC 3/4-10	10.0	60.45	.590 x .442	2B	H4	**E0253/4**	15.00	19.05	107.95	29.50	3	ANSI
		2.379					*.590*	*.750*	*4.250*	*1.161*		
UNC 7/8-9	9.0	69.96	.697 x .523	3B	H4	**E0257/8**	17.70	22.23	119.06	29.50	3	ANSI
		2.754					*.697*	*.875*	*4.687*	*1.161*		
UNC 1"-8	8.0	67.08	.800 x .600	3B	H4	**E0251**	20.30	25.40	130.18	35.50	3	ANSI
		2.640					*.800*	*1.000*	*5.125*	*1.397*		

O5 Q5 L253 PHD/PHDX L247 Q1 Q35

SANDVIK Coromant

Macho de corte CoroTap™ 200 con entrada corregida

Forma de rosca: UNC

THCHT	B
THBTP	0
ULDR	2.5
CNSC	0
SUSTRATO	HSS-PM
RECUBRIMIENTO	ST

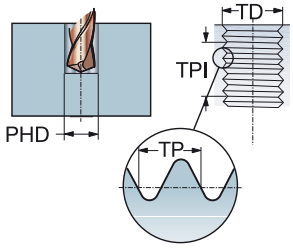

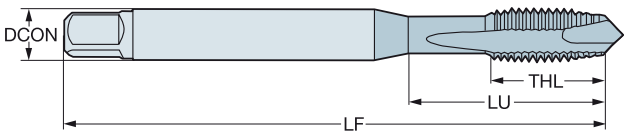

P M K

							Dimensiones, mm, pulg.					
TDZ	TPI	LU	CZC_{MS}	TCTR	TCT	**Código de pedido**	DCON	TD	LF	THL	NOF	BSG
UNC #2-56	56.0	8.90	.141 x .110	3B	H2	**E0262-56**	3.60	2.18	44.50	8.00	2	ANSI
		.350					*.141*	*.085*	*1.751*	*.314*		
UNC #4-40	40.0	12.50	.141 x .110	2B	H2	**E0264-40**	3.60	2.84	47.63	12.50	2	ANSI
		.492					*.141*	*.112*	*1.875*	*.492*		
UNC #5-40	40.0	13.30	.141 x .110	2B	H2	**E0265-40**	3.60	3.18	49.21	13.30	2	ANSI
		.523					*.141*	*.125*	*1.937*	*.523*		
UNC #6-32	32.0	15.08	.141 x .110	3B	H2	**E0266-32**	3.60	3.51	50.80	7.90	2	ANSI
		.593					*.141*	*.137*	*2.000*	*.311*		
UNC #8-32	32.0	16.58	.168 x .131	3B	H2	**E0268-32**	4.30	4.17	53.98	7.90	2	ANSI
		.652					*.168*	*.164*	*2.125*	*.311*		
UNC #10-24	24.0	21.42	.194 x .152	2B	H3	**E02610-24**	4.90	4.83	60.33	12.70	2	ANSI
		.843					*.194*	*.190*	*2.375*	*.500*		
UNC #12-24	24.0	22.47	.220 x .165	2B	H3	**E02612-24**	5.60	5.49	60.33	12.70	2	ANSI
		.884					*.220*	*.215*	*2.375*	*.500*		
UNC 1/4-20	20.0	25.59	.255 x .191	3B	H3	**E0261/4**	6.50	6.35	63.50	15.30	2	ANSI
		1.007					*.255*	*.250*	*2.500*	*.602*		
UNC 1/4-20	20.0	25.59	.255 x .191	3B	H3	**E0261/43FL**	6.50	6.35	63.50	15.30	3	ANSI
		1.007					*.255*	*.250*	*2.500*	*.602*		
UNC 1/4-20	20.0	25.59	.255 x .191	2B	H11	**E0261/4H11**	6.50	6.35	63.50	15.30	3	ANSI
		1.007					*.255*	*.250*	*2.500*	*.602*		
UNC 5/16-18	18.0	30.20	.318 x .238	3B	H3	**E0265/16**	8.10	7.94	69.06	18.20	2	ANSI
		1.189					*.318*	*.312*	*2.718*	*.716*		
UNC 5/16-18	18.0	30.20	.318 x .238	3B	H3	**E0265/163FL**	8.10	7.94	69.06	18.20	3	ANSI
		1.189					*.318*	*.312*	*2.718*	*.716*		
UNC 5/16-18	18.0	30.20	.318 x .238	2B	H11	**E0265/16H11**	8.10	7.94	69.06	18.20	3	ANSI
		1.189					*.318*	*.312*	*2.718*	*.716*		
UNC 3/8-16	16.0	32.80	.381 x .286	3B	H3	**E0263/8**	9.70	9.53	74.61	19.10	2	ANSI
		1.291					*.381*	*.375*	*2.937*	*.751*		
UNC 3/8-16	16.0	32.80	.381 x .286	3B	H3	**E0263/83FL**	9.70	9.53	74.61	19.10	3	ANSI
		1.291					*.381*	*.375*	*2.937*	*.751*		
UNC 3/8-16	16.0	32.80	.381 x .286	2B	H11	**E0263/8H11**	9.70	9.53	74.61	19.10	3	ANSI
		1.291					*.381*	*.375*	*2.937*	*.751*		
UNC 7/16-14	14.0	52.77	.323 x .242	3B	H3	**E0267/16**	8.20	11.11	80.17	23.00	3	ANSI
		2.077					*.323*	*.437*	*3.156*	*.905*		
UNC 1/2-13	13.0	57.53	.367 x .275	3B	H3	**E0261/2**	9.30	12.70	85.73	23.00	2	ANSI
		2.264					*.367*	*.500*	*3.375*	*.905*		
UNC 1/2-13	13.0	57.53	.367 x .275	3B	H3	**E0261/23FL**	9.30	12.70	85.73	23.00	3	ANSI
		2.264					*.367*	*.500*	*3.375*	*.905*		
UNC 1/2-13	13.0	57.53	.367 x .275	2B	H11	**E0261/2H11**	9.30	12.70	85.73	23.00	3	ANSI
		2.264					*.367*	*.500*	*3.375*	*.905*		
UNC 9/16-12	12.0	61.58	.429 x .322	3B	H3	**E0269/16**	10.90	14.29	91.28	25.00	3	ANSI
		2.424					*.429*	*.562*	*3.593*	*.984*		
UNC 5/8-11	11.0	52.64	.480 x .360	3B	H3	**E0265/8**	12.20	15.88	96.84	25.00	3	ANSI
		2.072					*.480*	*.625*	*3.812*	*.984*		
UNC 5/8-11	11.0	52.64	.480 x .360	2B	H11	**E0265/8H11**	12.20	15.88	96.84	25.00	3	ANSI
		2.072					*.480*	*.625*	*3.812*	*.984*		

O5 Q5 L253 PHD/PHDX L247 Q1 Q35

Macho de corte CoroTap™ 200 con entrada corregida

Forma de rosca: UNC

THCHT	B
THBTP	0
ULDR	2.5
CNSC	0
SUSTRATO	HSS-PM
RECUBRIMIENTO	ST

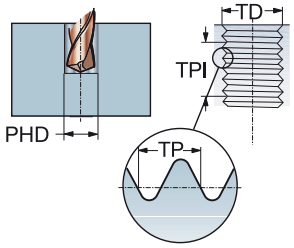

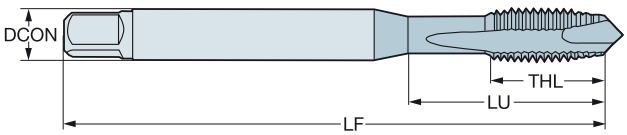

P M K

TDZ	TPI	LU	CZC_{MS}	TCTR	TCT	Código de pedido	Dimensiones, mm, pulg. DCON	TD	LF	THL	NOF	BSG
UNC 3/4-10	10.0	60.45	.590 x .442	2B	H4	**E0263/4**	15.00	19.05	107.95	29.50	3	ANSI
		2.379					*.590*	*.750*	*4.250*	*1.161*		
UNC 7/8-9	9.0	69.96	.697 x .523	3B	H4	**E0267/8**	17.70	22.23	119.06	29.50	3	ANSI
		2.754					*.697*	*.875*	*4.687*	*1.161*		
UNC 1"-8	8.0	67.08	.800 x .600	3B	H4	**E0261**	20.30	25.40	130.18	35.50	3	ANSI
		2.640					*.800*	*1.000*	*5.125*	*1.397*		

O5 Q5 L253 PHD/PHDX L247 Q1 Q35

SANDVIK Coromant

Macho de corte CoroTap™ 200 con entrada corregida

Forma de rosca: UNF

THCHT	B
THBTP	0
ULDR	2.5
CNSC	0
SUSTRATO	HSS-E-PM
RECUBRIMIENTO	CoolTop

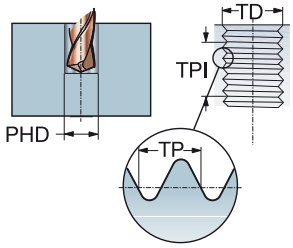

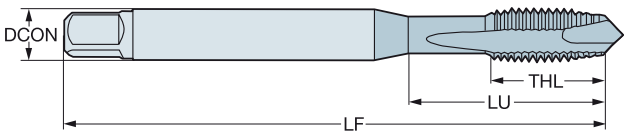

P
30-48 HRC

						Dimensiones, mm, pulg.					
TDZ	TPI	LU	CZC_{MS}	TCTR	**Código de pedido**	DCON	TD	LF	THL	NOF	BSG
UNF #10-32	32.0	17.00	.255 x .191	2B	**E87510-32**	6.50	4.83	80.00	17.00	3	C-DIN/ANSI
		.669				*.255*	*.190*	*3.149*	*.669*		
UNF 1/4-28	28.0	20.20	.318 x .238	2B	**E8751/4**	8.10	6.35	90.00	20.20	3	C-DIN/ANSI
		.795				*.318*	*.250*	*3.543*	*.795*		
UNF 5/16-24	24.0	20.00	.381 x .286	2B	**E8755/16**	9.70	7.94	100.00	22.80	3	C-DIN/ANSI
		.787				*.381*	*.312*	*3.937*	*.897*		
UNF 3/8-24	24.0	32.80	.381 x .286	2B	**E8753/8**	9.70	9.53	100.00	20.00	3	DIN/ANSI
		1.291				*.381*	*.375*	*3.937*	*.787*		
UNF 7/16-20	20.0	72.60	.323 x .242	2B	**E8757/16**	8.20	11.11	100.00	20.00	4	DIN/ANSI
		2.858				*.323*	*.437*	*3.937*	*.787*		
UNF 1/2-20	20.0	81.80	.367 x .275	2B	**E8751/2**	9.30	12.70	110.00	23.00	4	DIN/ANSI
		3.220				*.367*	*.500*	*4.330*	*.905*		
UNF 5/8-18	18.0	65.80	.480 x .360	2B	**E8755/8**	12.20	15.88	110.00	23.00	4	DIN/ANSI
		2.590				*.480*	*.625*	*4.330*	*.905*		
UNF 3/4-16	16.0	77.50	.590 x .442	2B	**E8753/4**	15.00	19.05	125.00	30.00	4	DIN/ANSI
		3.051				*.590*	*.750*	*4.921*	*1.181*		

O5 Q5 L253 PHD/PHDX L247 Q1 Q35

Macho de corte CoroTap™ 200 con entrada corregida

Forma de rosca: UNF

THCHT	B
THBTP	0
ULDR	3.0
CNSC	0
SUSTRATO	HSS-E-PM
RECUBRIMIENTO	CoolTop

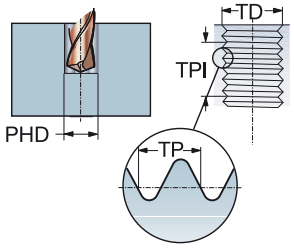

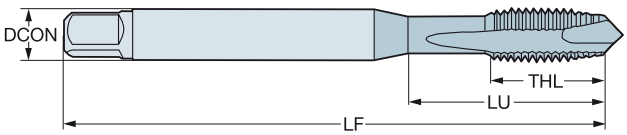

P
≤350HB

							Dimensiones, mm, pulg.					
TDZ	TPI	LU	CZC_{MS}	TCTR	TCT	**Código de pedido**	DCON	TD	LF	THL	NOF	BSG
UNF #8-36	36.0	21.18	.168 x .131	2BX	H2	**EP33PA8-36**	4.30	4.17	63.00	13.00	3	DIN/ANSI
		.833					*.168*	*.164*	*2.480*	*.511*		
UNF #10-32	32.0	27.54	.194 x .152	2BX	H3	**EP33PA10-32**	4.90	4.83	70.00	14.00	3	DIN/ANSI
		1.084					*.194*	*.190*	*2.755*	*.551*		
UNF 1/4-28	28.0	24.59	.255 x .191	3BX	H3	**EP33PA1/4**	6.50	6.35	80.00	15.00	3	DIN/ANSI
		.968					*.255*	*.250*	*3.149*	*.590*		
UNF 1/4-28	28.0	24.59	.255 x .191	2BX	H4	**EP33PA1/4H4**	6.50	6.35	80.00	15.00	3	DIN/ANSI
		.968					*.255*	*.250*	*3.149*	*.590*		
UNF 5/16-24	24.0	33.17	.318 x .238	3BX	H3	**EP33PA5/16**	8.10	7.94	90.00	18.00	3	DIN/ANSI
		1.305					*.318*	*.312*	*3.543*	*.708*		
UNF 5/16-24	24.0	33.17	.318 x .238	2BX	H4	**EP33PA5/16H4**	8.10	7.94	90.00	18.00	3	DIN/ANSI
		1.305					*.318*	*.312*	*3.543*	*.708*		
UNF 3/8-24	24.0	37.77	.381 x .286	3BX	H3	**EP33PA3/8**	9.70	9.53	100.00	20.00	3	DIN/ANSI
		1.487					*.381*	*.375*	*3.937*	*.787*		
UNF 3/8-24	24.0	37.77	.381 x .286	2BX	H4	**EP33PA3/8H4**	9.70	9.53	100.00	20.00	3	DIN/ANSI
		1.487					*.381*	*.375*	*3.937*	*.787*		
UNF 7/16-20	20.0	72.60	.323 x .242	3BX	H3	**EP33PA7/16**	8.20	11.11	100.00	20.00	4	DIN/ANSI
		2.858					*.323*	*.437*	*3.937*	*.787*		
UNF 1/2-20	20.0	81.80	.367 x .275	3BX	H3	**EP33PA1/2**	9.30	12.70	110.00	23.00	4	DIN/ANSI
		3.220					*.367*	*.500*	*4.330*	*.905*		
UNF 1/2-20	20.0	81.80	.367 x .275	2BX	H5	**EP33PA1/2H5**	9.30	12.70	110.00	23.00	4	DIN/ANSI
		3.220					*.367*	*.500*	*4.330*	*.905*		
UNF 5/8-18	18.0	65.80	.480 x .360	3BX	H3	**EP33PA5/8**	12.20	15.88	110.00	23.00	4	DIN/ANSI
		2.590					*.480*	*.625*	*4.330*	*.905*		
UNF 5/8-18	18.0	65.80	.480 x .360	2BX	H5	**EP33PA5/8H5**	12.20	15.88	110.00	23.00	4	DIN/ANSI
		2.590					*.480*	*.625*	*4.330*	*.905*		
UNF 3/4-16	16.0	77.50	.590 x .442	3BX	H3	**EP33PA3/4**	15.00	19.05	125.00	30.00	4	DIN/ANSI
		3.051					*.590*	*.750*	*4.921*	*1.181*		
UNF 3/4-16	16.0	77.50	.590 x .442	2BX	H5	**EP33PA3/4H5**	15.00	19.05	125.00	30.00	4	DIN/ANSI
		3.051					*.590*	*.750*	*4.921*	*1.181*		
UNF 7/8-14	14.0	90.90	.697 x .523	3BX	H4	**EP33PA7/8**	17.70	22.23	140.00	34.00	4	DIN/ANSI
		3.578					*.697*	*.875*	*5.511*	*1.338*		
UNF 1"-12	12.0	95.40	.800 x .600	3BX	H4	**EP33PA1-12**	20.30	25.40	160.00	35.99	4	DIN/ANSI
		3.755					*.800*	*1.000*	*6.299*	*1.417*		

O5 Q5 L253 PHD/PHDX L247 Q1 Q35

Macho de corte CoroTap™ 200 con entrada corregida

Forma de rosca: UNF

THCHT	B
THBTP	0
ULDR	3.0
CNSC	1
SUSTRATO	HSS-E-PM
RECUBRIMIENTO	CoolTop

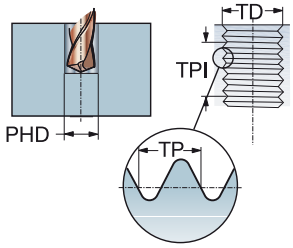

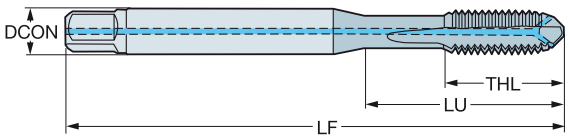

P
≤350HB

TDZ	TPI	LU	CZC_{MS}	TCTR	Código de pedido	Dimensiones, mm, pulg. DCON	TD	LF	THL	NOF	BSG
UNF #10-32	32.0	27.54	.194 x .152	2BX	**EP39PA10-32**	4.90	4.83	70.00	14.00	3	DIN/ANSI
		1.084				*.194*	*.190*	*2.755*	*.551*		
UNF 1/4-28	28.0	24.59	.255 x .191	2BX	**EP39PA1/4**	6.50	6.35	80.00	15.00	3	DIN/ANSI
		.968				*.255*	*.250*	*3.149*	*.590*		
UNF 5/16-24	24.0	33.17	.318 x .238	2BX	**EP39PA5/16**	8.10	7.94	90.00	18.00	3	DIN/ANSI
		1.305				*.318*	*.312*	*3.543*	*.708*		
UNF 3/8-24	24.0	37.77	.381 x .286	2BX	**EP39PA3/8**	9.70	9.53	100.00	20.00	3	DIN/ANSI
		1.487				*.381*	*.375*	*3.937*	*.787*		
UNF 1/2-20	20.0	81.80	.367 x .275	2BX	**EP39PA1/2**	9.30	12.70	110.00	23.00	4	DIN/ANSI
		3.220				*.367*	*.500*	*4.330*	*.905*		
UNF 5/8-18	18.0	65.80	.480 x .360	2BX	**EP39PA5/8**	12.20	15.88	110.00	23.00	4	DIN/ANSI
		2.590				*.480*	*.625*	*4.330*	*.905*		

O5 Q5 L253 PHD/PHDX L247 Q1 Q35

Macho de corte CoroTap™ 200 con entrada corregida

Forma de rosca: UNF

THCHT	B
THBTP	0
ULDR	2.5
CNSC	0
SUSTRATO	HSS-PM
RECUBRIMIENTO	ST

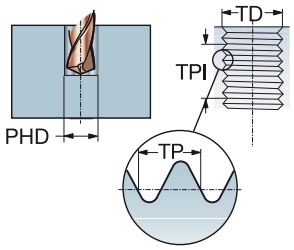

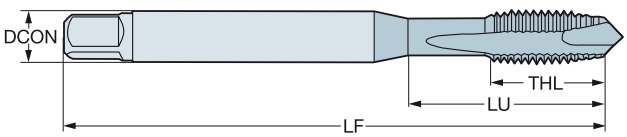

M

TDZ	TPI	LU	CZC_{MS}	TCTR	Código de pedido	Dimensiones, mm, pulg. DCON	TD	LF	THL	NOF	BSG
UNF #10-32	32.0	20.00	5.00 x 4.00	2B	**E06010-32**	5.00	4.83	58.00	11.20	3	ISO 529
		.787				*.197*	*.190*	*2.283*	*.440*		
UNF 1/4-28	28.0	26.00	6.30 x 5.00	2B	**E0601/4**	6.30	6.35	66.00	13.20	3	ISO 529
		1.023				*.248*	*.250*	*2.598*	*.519*		
UNF 5/16-24	24.0	29.00	8.00 x 6.30	2B	**E0605/16**	8.00	7.94	72.00	16.30	3	ISO 529
		1.141				*.315*	*.312*	*2.834*	*.641*		
UNF 3/8-24	24.0	32.00	10.00 x 8.00	2B	**E0603/8**	10.00	9.53	80.00	18.10	3	ISO 529
		1.259				*.394*	*.375*	*3.149*	*.712*		

O5 Q5 L253 PHD/PHDX L247 Q1 Q35

Macho de corte CoroTap™ 200 con entrada corregida

Forma de rosca: UNF

THCHT	B
THBTP	0
ULDR	2.5
CNSC	0
SUSTRATO	HSS-PM
RECUBRIMIENTO	SmoothTop

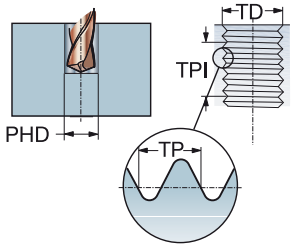

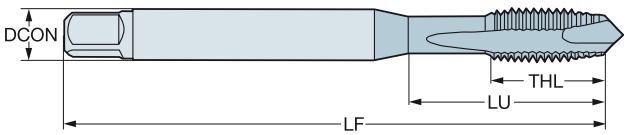

M

TDZ	TPI	LU	CZC_{MS}	TCTR	Código de pedido	Dimensiones, mm, pulg. DCON	TD	LF	THL	NOF	BSG
UNF #10-32	32.0	21.42	.194 x .152	2B	**E87310-32**	4.90	4.83	70.00	14.00	3	DIN/ANSI
		.843				*.194*	*.190*	*2.755*	*.551*		
UNF 1/4-28	28.0	25.59	.255 x .191	2B	**E8731/4**	6.50	6.35	80.00	15.00	3	DIN/ANSI
		1.007				*.255*	*.250*	*3.149*	*.590*		
UNF 5/16-24	24.0	30.20	.318 x .238	2B	**E8735/16**	8.10	7.94	90.00	18.00	3	DIN/ANSI
		1.189				*.318*	*.312*	*3.543*	*.708*		
UNF 3/8-24	24.0	32.80	.381 x .286	2B	**E8733/8**	9.70	9.53	100.00	20.00	3	DIN/ANSI
		1.291				*.381*	*.375*	*3.937*	*.787*		
UNF 7/16-20	20.0	72.60	.323 x .242	2B	**E8737/16**	8.20	11.11	100.00	20.00	4	DIN/ANSI
		2.858				*.323*	*.437*	*3.937*	*.787*		
UNF 1/2-20	20.0	81.80	.367 x .275	2B	**E8731/2**	9.30	12.70	110.00	23.00	4	DIN/ANSI
		3.220				*.367*	*.500*	*4.330*	*.905*		
UNF 5/8-18	18.0	65.80	.480 x .360	2B	**E8735/8**	12.20	15.88	110.00	23.00	4	DIN/ANSI
		2.590				*.480*	*.625*	*4.330*	*.905*		
UNF 3/4-16	16.0	77.50	.590 x .442	2B	**E8733/4**	15.00	19.05	125.00	30.00	4	DIN/ANSI
		3.051				*.590*	*.750*	*4.921*	*1.181*		
UNF 7/8-14	14.0	90.90	.697 x .523	2B	**E8737/8**	17.70	22.23	140.00	34.00	4	DIN/ANSI
		3.578				*.697*	*.875*	*5.511*	*1.338*		

O5 Q5 L253 PHD/PHDX L247 Q1 Q35

Macho de corte CoroTap™ 200 con entrada corregida

Forma de rosca: UNF

THCHT	B
THBTP	0
ULDR	3.0
CNSC	0
SUSTRATO	HSS-E-PM

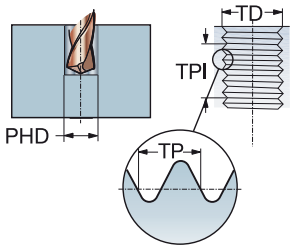

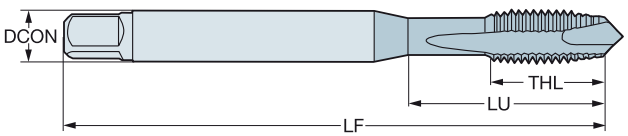

N

TDZ	TPI	LU	CZC_{MS}	TCTR	Código de pedido	Dimensiones, mm, pulg. DCON	TD	LF	THL	NOF	BSG
UNF #10-32	32.0	21.42	.194 x .152	2B	**E87710-32**	4.90	4.83	70.00	14.00	2	DIN/ANSI
		.843				*.194*	*.190*	*2.755*	*.551*		
UNF 1/4-28	28.0	25.59	.255 x .191	2B	**E8771/4**	6.50	6.35	80.00	15.00	3	DIN/ANSI
		1.007				*.255*	*.250*	*3.149*	*.590*		
UNF 5/16-24	24.0	30.20	.318 x .238	2B	**E8775/16**	8.10	7.94	90.00	18.00	3	DIN/ANSI
		1.189				*.318*	*.312*	*3.543*	*.708*		
UNF 3/8-24	24.0	32.80	.381 x .286	2B	**E8773/8**	9.70	9.53	100.00	20.00	3	DIN/ANSI
		1.291				*.381*	*.375*	*3.937*	*.787*		

O5 Q5 L253 PHD/PHDX L247 Q1 Q35

Macho de corte CoroTap™ 200 con entrada corregida

Forma de rosca: UNF

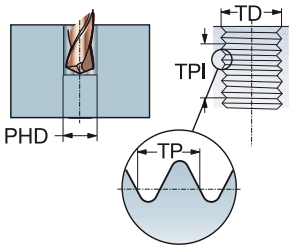

THCHT	B
THBTP	1
ULDR	2.0
TCTR	3BX
CNSC	0

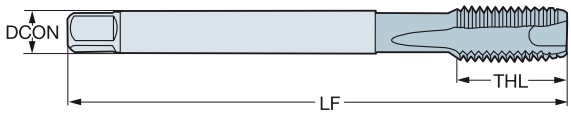

TDZ	TPI	LU	CZC_{MS}	Código de pedido	S D115	Dimensiones, mm, pulg. DCON	TD	LF	THL	NOF	BSG
UNF #4-48	48.0	14.20	.141 x .110	T200-SD100AF-4-48	☆	3.60	2.84	55.92	14.20	3	DIN/ANSI
		.559				*.141*	*.112*	*2.201*	*.559*		
UNF #6-40	40.0	17.50	.141 x .110	T200-SD100AF-6-40	☆	3.60	3.51	55.28	17.50	3	DIN/ANSI
		.688				*.141*	*.137*	*2.176*	*.688*		
UNF #8-36	36.0	20.80	.168 x .131	T200-SD100AF-8-36	☆	4.30	4.17	62.65	20.80	3	DIN/ANSI
		.818				*.168*	*.164*	*2.466*	*.818*		
UNF #10-32	32.0	24.10	.194 x .152	T200-SD100AF-10-32	☆	4.90	4.83	69.71	24.10	3	DIN/ANSI
		.948				*.194*	*.190*	*2.744*	*.948*		
UNF 1/4-28	28.0	31.80	.255 x .191	T200-SD100AF-1/4	☆	6.50	6.35	79.03	31.80	3	DIN/ANSI
		1.251				*.255*	*.250*	*3.111*	*1.251*		
UNF 5/16-24	24.0	39.70	.318 x .238	T200-SD100AF-5/16	☆	8.10	7.94	89.12	39.70	3	DIN/ANSI
		1.562				*.318*	*.312*	*3.508*	*1.562*		
UNF 3/8-24	24.0	47.60	.381 x .286	T200-SD100AF-3/8	☆	9.70	9.53	99.21	47.60	3	DIN/ANSI
		1.874				*.381*	*.375*	*3.905*	*1.874*		
UNF 7/16-20	20.0	72.60	.323 x .242	T200-SD100AF-7/16	☆	8.20	11.11	100.00	20.00	4	DIN/ANSI
		2.858				*.323*	*.437*	*3.937*	*.787*		
UNF 1/2-20	20.0	81.80	.367 x .275	T200-SD100AF-1/2	☆	9.30	12.70	110.00	23.00	4	DIN/ANSI
		3.220				*.367*	*.500*	*4.330*	*.905*		
UNF 5/8-18	18.0	65.80	.480 x .360	T200-SD100AF-5/8	☆	12.20	14.29	110.00	23.00	4	DIN/ANSI
		2.590				*.480*	*.562*	*4.330*	*.905*		
UNF 3/4-16	16.0	77.50	.590 x .442	T200-SD100AF-3/4	☆	15.00	19.05	125.00	30.00	4	DIN/ANSI
		3.051				*.590*	*.750*	*4.921*	*1.181*		

O5 Q5 L253 PHD/PHDX L247 Q1 Q35 Q34

Macho de corte CoroTap™ 200 con entrada corregida

Forma de rosca: UNJF

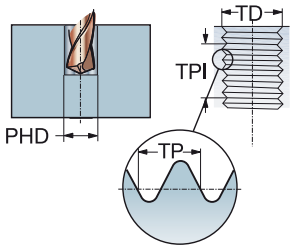

THCHT	B
THBTP	1
ULDR	2.0
TCTR	3BX
CNSC	0

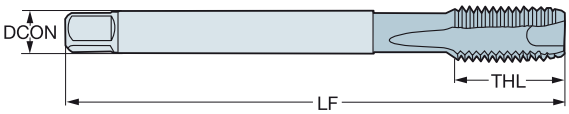

TDZ	TPI	LU	CZC$_{MS}$	Código de pedido	S	D115	Dimensiones, mm, pulg. DCON	TD	LF	THL	NOF	BSG
UNJF #10-32	32.0	24.10	.194 x .152	T200-SD100AI-10-32	☆		4.90	4.83	69.71	24.10	3	DIN/ANSI
		.948					*.194*	*.190*	*2.744*	*.948*		
UNJF 1/4-28	28.0	31.80	.255 x .191	T200-SD100AI-1/4	☆		6.50	6.35	79.03	31.80	3	DIN/ANSI
		1.251					*.255*	*.250*	*3.111*	*1.251*		
UNJF 5/16-24	24.0	39.70	.323 x .242	T200-SD100AI-5/16	☆		8.20	7.94	89.12	39.70	3	DIN/ANSI
		1.562					*.323*	*.312*	*3.508*	*1.562*		
UNJF 3/8-24	24.0	47.60	.381 x .286	T200-SD100AI-3/8	☆		9.70	9.53	99.21	47.60	3	DIN/ANSI
		1.874					*.381*	*.375*	*3.905*	*1.874*		
UNJF 7/16-20	20.0	72.60	.323 x .242	T200-SD100AI-7/16	☆		8.20	11.11	100.00	20.00	4	DIN/ANSI
		2.858					*.323*	*.437*	*3.937*	*.787*		
UNJF 1/2-20	20.0	81.80	.367 x .275	T200-SD100AI-1/2	☆		9.30	12.70	110.00	23.00	4	DIN/ANSI
		3.220					*.367*	*.500*	*4.330*	*.905*		

O5 Q5 L253 PHD/PHDX L247 Q1 Q35 Q34

Macho de corte CoroTap™ 200 con entrada corregida

Forma de rosca: UNF

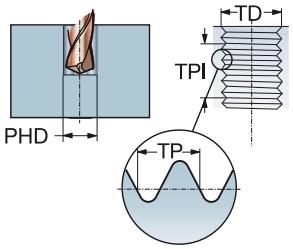

THCHT	B
THBTP	1
ULDR	2.5
TCTR	2B
CNSC	0

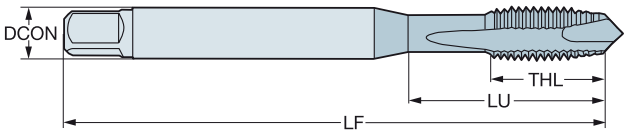

TDZ	TPI	LU	CZC_{MS}	Código de pedido	P C110	P C145	P C150	M C110	M C145	K C110	K C145	K C150	N C110	N C150	S C110	S C150	DCON	TD	LF	THL	NOF	BSG
UNF #8-36	36.0	21.00	4.50 x 3.40	T200-XM100DF-8-36	☆	☆	☆	☆	☆	☆	☆	☆	☆	☆	☆	☆	4.50	4.17	63.00	11.40	3	DIN 2184-1
		.826															*.177*	*.164*	*2.480*	*.448*		
UNF #10-32	32.0	25.00	6.00 x 4.90	T200-XM100DF-10-32	☆	☆	☆	☆	☆	☆	☆	☆	☆	☆	☆	☆	6.00	4.83	70.00	12.20	3	DIN 2184-1
		.984															*.236*	*.190*	*2.755*	*.480*		
UNF 1/4-28	28.0	30.00	7.00 x 5.50	T200-XM100DF-1/4	☆	☆	☆	☆	☆	☆	☆	☆	☆	☆	☆	☆	7.00	6.35	80.00	14.10	3	DIN 2184-1
		1.181															*.276*	*.250*	*3.149*	*.555*		
UNF 5/16-24	24.0	35.00	8.00 x 6.20	T200-XM100DF-5/16	☆	☆	☆	☆	☆	☆	☆	☆	☆	☆	☆	☆	8.00	7.94	90.00	17.40	3	DIN 2184-1
		1.377															*.315*	*.312*	*3.543*	*.685*		
UNF 3/8-24	24.0	39.00	10.00 x 8.00	T200-XM100DF-3/8	☆	☆	☆	☆	☆	☆	☆	☆	☆	☆	☆	☆	10.00	9.53	100.00	18.90	3	DIN 2184-1
		1.535															*.394*	*.375*	*3.937*	*.744*		

O5 Q5 L253 PHD/PHDX L247 Q1 Q35 Q34

Macho de corte CoroTap™ 200 con entrada corregida

Forma de rosca: UNF

THCHT	B
THBTP	1
ULDR	2.5
TCTR	2B
CNSC	0

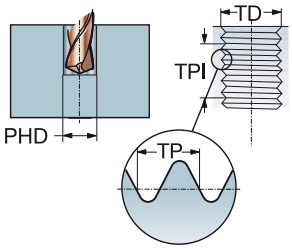

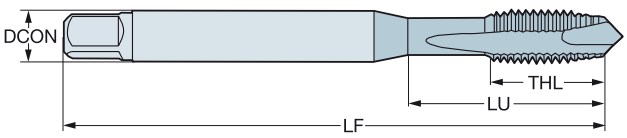

TDZ	TPI	LU	CZC_{MS}	Código de pedido	P						M				K						N				S				Dimensiones, mm, pulg.					
					B110	B145	B150	C110	C145	C150	B110	B145	C110	C145	B110	B145	B150	C110	C145	C150	B110	B150	C110	C150	B110	B150	C110	C150	DCON	TD	LF	THL	NOF	BSG
UNF 7/16-20	20.0	76.00	8.00 x 6.20	T200-XM101DF-7/16				☆	☆	☆			☆	☆				☆	☆	☆			☆	☆			☆	☆	8.00	11.11	100.00	20.00	3	DIN 2184-1
		2.992																											*.315*	*.437*	*3.937*	*.787*		
UNF 1/2-20	20.0	83.00	9.00 x 7.00	T200-XM101DF-1/2				☆	☆	☆			☆	☆				☆	☆	☆			☆	☆			☆	☆	9.00	12.70	110.00	23.00	3	DIN 2184-1
		3.267																											*.354*	*.500*	*4.330*	*.905*		
UNF 5/8-18	18.0	68.00	12.00 x 9.00	T200-XM101DF-5/8				☆	☆	☆			☆	☆				☆	☆	☆			☆	☆			☆	☆	12.00	15.88	110.00	25.00	3	DIN 2184-1
		2.677																											*.472*	*.625*	*4.330*	*.984*		
UNF 3/4-16	16.0	81.00	14.00 x 11.00	T200-XM101DF-3/4	☆	☆	☆				☆	☆			☆	☆	☆				☆	☆			☆	☆			14.00	19.05	125.00	30.00	4	DIN 2184-1
		3.188																											*.551*	*.750*	*4.921*	*1.181*		
UNF 7/8-14	14.0	93.00	18.00 x 14.50	T200-XM101DF-7/8	☆	☆	☆				☆	☆			☆	☆	☆				☆	☆			☆	☆			18.00	22.23	140.00	34.00	4	DIN 2184-1
		3.661																											*.709*	*.875*	*5.511*	*1.338*		
UNF 1"-12	12.0	113.00	18.00 x 14.50	T200-XM101DF-1	☆	☆	☆				☆	☆			☆	☆	☆				☆	☆			☆	☆			18.00	25.40	160.00	38.00	4	DIN 2184-1
		4.448																											*.709*	*1.000*	*6.299*	*1.496*		

O5 Q5 L253 PHD/PHDX L247 Q1 Q35 Q34

Macho de corte CoroTap™ 200 con entrada corregida

Forma de rosca: UNF

THCHT	B
THBTP	0
ULDR	2.5
CNSC	0
SUSTRATO	HSS-PM

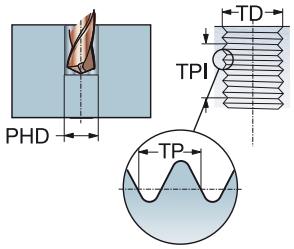

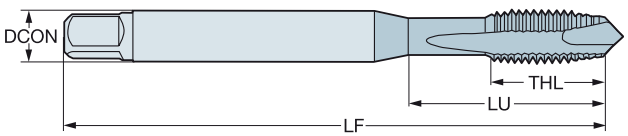

P K N S

TDZ	TPI	LU	CZC_{MS}	TCTR	Código de pedido	Dimensiones, mm, pulg. DCON	TD	LF	THL	NOF	BSG
UNF #8-36	36.0	17.00	4.50 x 3.55	2B	**E0308-36**	4.50	4.17	53.00	9.50	3	ISO 529
		.669				*.177*	*.164*	*2.086*	*.374*		
UNF #10-32	32.0	20.00	5.00 x 4.00	2B	**E03010-32**	5.00	4.83	58.00	11.20	3	ISO 529
		.787				*.197*	*.190*	*2.283*	*.440*		
UNF 1/4-28	28.0	26.00	6.30 x 5.00	2B	**E0301/4**	6.30	6.35	66.00	13.20	3	ISO 529
		1.023				*.248*	*.250*	*2.598*	*.519*		
UNF 5/16-24	24.0	29.00	8.00 x 6.30	2B	**E0305/16**	8.00	7.94	72.00	16.30	3	ISO 529
		1.141				*.315*	*.312*	*2.834*	*.641*		
UNF 3/8-24	24.0	32.00	10.00 x 8.00	2B	**E0303/8**	10.00	9.53	80.00	18.10	3	ISO 529
		1.259				*.394*	*.375*	*3.149*	*.712*		
UNF 7/16-20	20.0	61.00	8.00 x 6.30	2B	**E0307/16**	8.00	11.11	85.00	19.50	3	ISO 529
		2.401				*.315*	*.437*	*3.346*	*.767*		
UNF 1/2-20	20.0	62.00	9.00 x 7.10	2B	**E0301/2**	9.00	12.70	89.00	22.50	3	ISO 529
		2.440				*.354*	*.500*	*3.503*	*.885*		
UNF 9/16-18	18.0	66.00	11.20 x 9.00	2B	**E0309/16**	11.20	14.29	95.00	24.50	3	ISO 529
		2.598				*.441*	*.562*	*3.740*	*.964*		
UNF 5/8-18	18.0	59.00	12.50 x 10.00	2B	**E0305/8**	12.50	15.88	102.00	24.50	3	ISO 529
		2.322				*.492*	*.625*	*4.015*	*.964*		
UNF 3/4-16	16.0	68.00	14.00 x 11.20	2B	**E0303/4**	14.00	19.05	112.00	29.50	4	ISO 529
		2.677				*.551*	*.750*	*4.409*	*1.161*		
UNF 7/8-14	14.0	72.00	16.00 x 12.50	2B	**E0307/8**	16.00	22.23	118.00	29.50	4	ISO 529
		2.834				*.630*	*.875*	*4.645*	*1.161*		
UNF 1"-12	12.0	82.00	18.00 x 14.00	2B	**E0301**	18.00	25.40	130.00	35.50	4	ISO 529
		3.228				*.709*	*1.000*	*5.118*	*1.397*		

O5 Q5 L253 PHD/PHDX L247 Q1 Q35

Macho de corte CoroTap™ 200 con entrada corregida

Forma de rosca: UNF

THCHT	B
THBTP	0
ULDR	2.5
CNSC	0
SUSTRATO	HSS-PM
RECUBRIMIENTO	ST

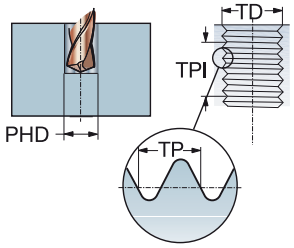

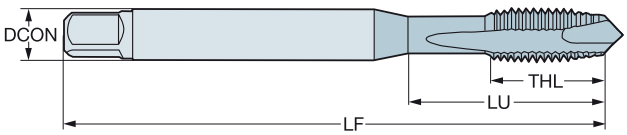

P M K

TDZ	TPI	LU	CZC_{MS}	TCTR	Código de pedido	Dimensiones, mm, pulg. DCON	TD	LF	THL	NOF	BSG
UNF #8-36	36.0	17.00	4.50 x 3.55	2B	**E0318-36**	4.50	4.17	53.00	9.50	3	ISO 529
		.669				*.177*	*.164*	*2.086*	*.374*		
UNF #10-32	32.0	20.00	5.00 x 4.00	2B	**E03110-32**	5.00	4.83	58.00	11.20	3	ISO 529
		.787				*.197*	*.190*	*2.283*	*.440*		
UNF 1/4-28	28.0	26.00	6.30 x 5.00	2B	**E0311/4**	6.30	6.35	66.00	13.20	3	ISO 529
		1.023				*.248*	*.250*	*2.598*	*.519*		
UNF 5/16-24	24.0	29.00	8.00 x 6.30	2B	**E0315/16**	8.00	7.94	72.00	16.30	3	ISO 529
		1.141				*.315*	*.312*	*2.834*	*.641*		
UNF 3/8-24	24.0	32.00	10.00 x 8.00	2B	**E0313/8**	10.00	9.53	80.00	18.10	3	ISO 529
		1.259				*.394*	*.375*	*3.149*	*.712*		
UNF 7/16-20	20.0	61.00	8.00 x 6.30	2B	**E0317/16**	8.00	11.11	85.00	19.50	3	ISO 529
		2.401				*.315*	*.437*	*3.346*	*.767*		
UNF 1/2-20	20.0	62.00	9.00 x 7.10	2B	**E0311/2**	9.00	12.70	89.00	22.50	3	ISO 529
		2.440				*.354*	*.500*	*3.503*	*.885*		
UNF 9/16-18	18.0	66.00	11.20 x 9.00	2B	**E0319/16**	11.20	14.29	95.00	24.50	3	ISO 529
		2.598				*.441*	*.562*	*3.740*	*.964*		
UNF 5/8-18	18.0	59.00	12.50 x 10.00	2B	**E0315/8**	12.50	15.88	102.00	24.50	3	ISO 529
		2.322				*.492*	*.625*	*4.015*	*.964*		
UNF 3/4-16	16.0	68.00	14.00 x 11.20	2B	**E0313/4**	14.00	19.05	112.00	29.50	4	ISO 529
		2.677				*.551*	*.750*	*4.409*	*1.161*		
UNF 7/8-14	14.0	72.00	16.00 x 12.50	2B	**E0317/8**	16.00	22.23	118.00	29.50	4	ISO 529
		2.834				*.630*	*.875*	*4.645*	*1.161*		
UNF 1"-12	12.0	82.00	18.00 x 14.00	2B	**E0311**	18.00	25.40	130.00	35.50	4	ISO 529
		3.228				*.709*	*1.000*	*5.118*	*1.397*		

O5
Q5
L253
PHD/PHDX L247
Q1
Q35

SANDVIK Coromant

Macho de corte CoroTap™ 200 con entrada corregida

Forma de rosca: UNF

THCHT	B
THBTP	0
ULDR	2.5
CNSC	0
SUSTRATO	HSS-PM

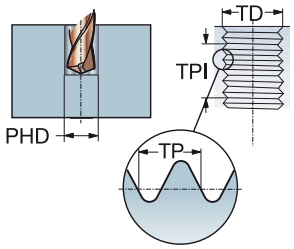

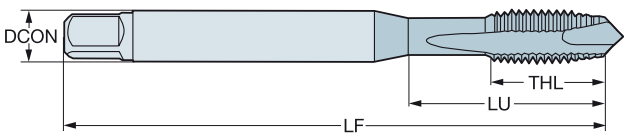

P K N S

TDZ	TPI	LU	CZC_{MS}	TCTR	TCT	Código de pedido	Dimensiones, mm, pulg. DCON	TD	LF	THL	NOF	BSG
UNF #6-40	40.0	15.08	.141 x .110	2B	H2	**E0356-40**	3.60	3.51	50.80	7.90	2	ANSI
		.593					*.141*	*.137*	*2.000*	*.311*		
UNF #8-36	36.0	16.58	.168 x .131	2B	H2	**E0358-36**	4.30	4.17	53.98	7.90	2	ANSI
		.652					*.168*	*.164*	*2.125*	*.311*		
UNF #10-32	32.0	21.42	.194 x .152	3B	H2	**E03510-32**	4.90	4.83	60.33	12.70	2	ANSI
		.843					*.194*	*.190*	*2.375*	*.500*		
UNF #12-28	28.0	22.47	.220 x .165	2B	H3	**E03512-28**	5.60	5.49	60.33	12.70	2	ANSI
		.884					*.220*	*.215*	*2.375*	*.500*		
UNF 1/4-28	28.0	25.59	.255 x .191	3B	H3	**E0351/4**	6.50	6.35	63.50	15.30	2	ANSI
		1.007					*.255*	*.250*	*2.500*	*.602*		
UNF 1/4-28	28.0	25.59	.255 x .191	3B	H3	**E0351/43FL**	6.50	6.35	63.50	15.30	3	ANSI
		1.007					*.255*	*.250*	*2.500*	*.602*		
UNF 5/16-24	24.0	30.20	.318 x .238	3B	H3	**E0355/16**	8.10	7.94	69.06	18.20	2	ANSI
		1.189					*.318*	*.312*	*2.718*	*.716*		
UNF 5/16-24	24.0	30.20	.318 x .238	3B	H3	**E0355/163FL**	8.10	7.94	69.06	18.20	3	ANSI
		1.189					*.318*	*.312*	*2.718*	*.716*		
UNF 3/8-24	24.0	32.80	.381 x .286	3B	H3	**E0353/8**	9.70	9.53	74.61	19.10	2	ANSI
		1.291					*.381*	*.375*	*2.937*	*.751*		
UNF 3/8-24	24.0	32.80	.381 x .286	3B	H3	**E0353/83FL**	9.70	9.53	74.61	19.10	3	ANSI
		1.291					*.381*	*.375*	*2.937*	*.751*		
UNF 7/16-20	20.0	52.77	.323 x .242	3B	H3	**E0357/163FL**	8.20	11.11	80.17	23.00	3	ANSI
		2.077					*.323*	*.437*	*3.156*	*.905*		
UNF 1/2-20	20.0	57.53	.367 x .275	3B	H3	**E0351/2**	9.30	12.70	85.73	23.00	2	ANSI
		2.264					*.367*	*.500*	*3.375*	*.905*		
UNF 1/2-20	20.0	31.75	.367 x .275	3B	H3	**E0351/23FL**	9.30	12.70	85.73	23.00	3	ANSI
		1.250					*.367*	*.500*	*3.375*	*.905*		
UNF 9/16-18	18.0	61.58	.429 x .322	3B	H3	**E0359/16**	10.90	14.29	91.28	25.00	3	ANSI
		2.424					*.429*	*.562*	*3.593*	*.984*		
UNF 5/8-18	18.0	52.64	.480 x .360	3B	H3	**E0355/8**	12.20	15.88	96.84	25.00	3	ANSI
		2.072					*.480*	*.625*	*3.812*	*.984*		
UNF 3/4-16	16.0	60.45	.590 x .442	3B	H3	**E0353/4**	15.00	19.05	107.95	29.50	3	ANSI
		2.379					*.590*	*.750*	*4.250*	*1.161*		
UNF 7/8-14	14.0	69.96	.697 x .523	3B	H4	**E0357/8**	17.70	22.23	119.06	29.50	3	ANSI
		2.754					*.697*	*.875*	*4.687*	*1.161*		
UNF 1"-12	12.0	65.58	.800 x .600	3B	H4	**E0351-12**	20.30	25.40	130.18	35.50	3	ANSI
		2.581					*.800*	*1.000*	*5.125*	*1.397*		
UNS 1"-14	14.0	65.58	.800 x .600	3B	H4	**E0351-14**	20.30	25.40	130.18	35.50	3	ANSI
		2.581					*.800*	*1.000*	*5.125*	*1.397*		

O5 Q5 L253 PHD/PHDX L247 Q1 Q35

Macho de corte CoroTap™ 200 con entrada corregida

Forma de rosca: UNF

THCHT	B
THBTP	0
ULDR	2.5
CNSC	0
SUSTRATO	HSS-PM
RECUBRIMIENTO	ST

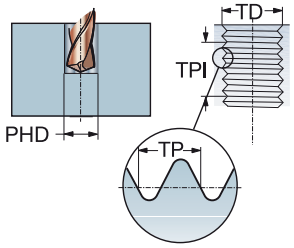

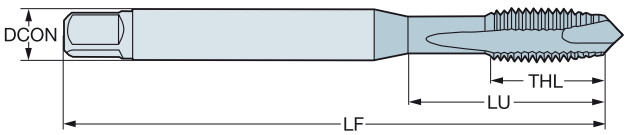

P M K

TDZ	TPI	LU	CZC_{MS}	TCTR	TCT	Código de pedido	Dimensiones, mm, pulg. DCON	TD	LF	THL	NOF	BSG
UNF #10-32	32.0	21.42	.194 x .152	3B	H2	**E03610-32**	4.90	4.83	60.33	12.70	2	ANSI
		.843					*.194*	*.190*	*2.375*	*.500*		
UNF #12-28	28.0	22.47	.220 x .165	2B	H3	**E03612-28**	5.60	5.49	60.33	12.70	2	ANSI
		.884					*.220*	*.215*	*2.375*	*.500*		
UNF 1/4-28	28.0	25.59	.255 x .191	3B	H3	**E0361/4**	6.50	6.35	63.50	15.30	2	ANSI
		1.007					*.255*	*.250*	*2.500*	*.602*		
UNF 1/4-28	28.0	25.59	.255 x .191	3B	H3	**E0361/43FL**	6.50	6.35	63.50	15.30	3	ANSI
		1.007					*.255*	*.250*	*2.500*	*.602*		
UNF 5/16-24	24.0	30.20	.318 x .238	3B	H3	**E0365/16**	8.10	7.94	69.06	18.20	2	ANSI
		1.189					*.318*	*.312*	*2.718*	*.716*		
UNF 5/16-24	24.0	30.20	.318 x .238	3B	H3	**E0365/163FL**	8.10	7.94	69.06	18.20	3	ANSI
		1.189					*.318*	*.312*	*2.718*	*.716*		
UNF 3/8-24	24.0	32.80	.381 x .286	3B	H3	**E0363/8**	9.70	9.53	74.61	19.10	2	ANSI
		1.291					*.381*	*.375*	*2.937*	*.751*		
UNF 3/8-24	24.0	32.80	.381 x .286	3B	H3	**E0363/83FL**	9.70	9.53	74.61	19.10	3	ANSI
		1.291					*.381*	*.375*	*2.937*	*.751*		
UNF 7/16-20	20.0	52.77	.323 x .242	3B	H3	**E0367/163FL**	8.20	11.11	80.17	23.00	3	ANSI
		2.077					*.323*	*.437*	*3.156*	*.905*		
UNF 1/2-20	20.0	57.53	.367 x .275	3B	H3	**E0361/2**	9.30	12.70	85.73	23.00	2	ANSI
		2.264					*.367*	*.500*	*3.375*	*.905*		
UNF 1/2-20	20.0	57.53	.367 x .275	3B	H3	**E0361/23FL**	9.30	12.70	85.73	23.00	3	ANSI
		2.264					*.367*	*.500*	*3.375*	*.905*		
UNF 9/16-18	18.0	61.58	.429 x .322	3B	H3	**E0369/16**	10.90	14.29	91.28	25.00	3	ANSI
		2.424					*.429*	*.562*	*3.593*	*.984*		
UNF 5/8-18	18.0	52.64	.480 x .360	3B	H3	**E0365/8**	12.20	15.88	96.84	25.00	3	ANSI
		2.072					*.480*	*.625*	*3.812*	*.984*		
UNF 3/4-16	16.0	60.45	.590 x .442	3B	H3	**E0363/4**	15.00	19.05	107.95	29.50	3	ANSI
		2.379					*.590*	*.750*	*4.250*	*1.161*		
UNF 7/8-14	14.0	69.96	.697 x .523	3B	H4	**E0367/8**	17.70	22.23	119.06	29.50	3	ANSI
		2.754					*.697*	*.875*	*4.687*	*1.161*		
UNF 1"-12	12.0	65.58	.800 x .600	3B	H4	**E0361-12**	20.30	25.40	130.18	35.50	3	ANSI
		2.581					*.800*	*1.000*	*5.125*	*1.397*		
UNS 1"-14	14.0	65.58	.800 x .600	3B	H4	**E0361-14**	20.30	25.40	130.18	35.50	3	ANSI
		2.581					*.800*	*1.000*	*5.125*	*1.397*		

O5 Q5 L253 PHD/PHDX L247 Q1 Q35

Macho de corte CoroTap™ 200 con entrada corregida

Forma de rosca: G

THCHT	B
THBTP	0
ULDR	2.5
TCTR	NORMAL
CNSC	0

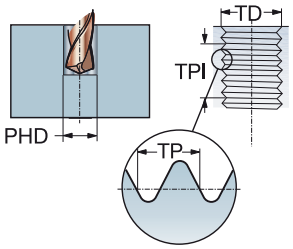

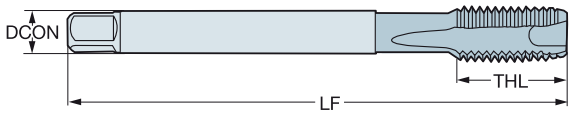

TDZ	TPI	LU	CZC_{MS}	Código de pedido	P						M				K				N				S				Dimensiones, mm, pulg.					
					B110	B145	B150	C110	C145	C150	B110	B145	C110	C145	B110	B145	B150	C110	C145	C150	B110	B150	C110	C150	B110	B150	C110	C150	DCON	TD	LF	THL	NOF	BSG
G 1/8-28	28.0	67.00	7.00 x 5.50	T200-XM100DK-1/8				☆	☆	☆			☆	☆				☆	☆	☆			☆	☆			☆	☆	7.00	9.73	90.00	18.00	3	DIN 5156
		2.637																										*.276*	*.382*	*3.543*	*.708*		
G 1/4-19	19.0	71.00	11.00 x 9.00	T200-XM100DK-1/4				☆	☆	☆			☆	☆				☆	☆	☆			☆	☆			☆	☆	11.00	13.16	100.00	21.00	3	DIN 5156
		2.795																										*.433*	*.517*	*3.937*	*.826*		
G 3/8-19	19.0	58.00	12.00 x 9.00	T200-XM100DK-3/8				☆	☆	☆			☆	☆				☆	☆	☆			☆	☆			☆	☆	12.00	16.66	100.00	21.00	4	DIN 5156
		2.283																										*.472*	*.655*	*3.937*	*.826*		
G 1/2-14	14.0	80.00	16.00 x 12.00	T200-XM100DK-1/2	☆	☆	☆				☆	☆			☆	☆	☆				☆	☆			☆	☆			16.00	20.96	125.00	24.00	4	DIN 5156
		3.149																										*.630*	*.825*	*4.921*	*.944*		
G 5/8-14	14.0	78.00	18.00 x 14.50	T200-XM100DK-5/8	☆	☆	☆				☆	☆			☆	☆	☆				☆	☆			☆	☆			18.00	22.91	125.00	24.00	4	DIN 5156
		3.070																										*.709*	*.902*	*4.921*	*.944*		
G 3/4-14	14.0	77.00	20.00 x 16.00	T200-XM100DK-3/4	☆	☆	☆				☆	☆			☆	☆	☆				☆	☆			☆	☆			20.00	26.44	140.00	28.00	4	DIN 5156
		3.031																										*.787*	*1.040*	*5.511*	*1.102*		
G 7/8-14	14.0	85.00	22.00 x 18.00	T200-XM100DK-7/8	☆	☆	☆				☆	☆			☆	☆	☆				☆	☆			☆	☆			22.00	30.20	150.00	28.00	4	DIN 5156
		3.346																										*.866*	*1.189*	*5.905*	*1.102*		
G 1"-11	11.0	93.00	25.00 x 20.00	T200-XM100DK-1	☆	☆	☆				☆	☆			☆	☆	☆				☆	☆			☆	☆			25.00	33.25	160.00	30.00	4	DIN 5156
		3.661																										*.984*	*1.309*	*6.299*	*1.181*		

O5 Q5 L253 PHD/PHDX L247 Q1 Q35 Q34

Macho de corte CoroTap™ 300 con estría helicoidal

Forma de rosca: métrica

THCHT	C
THBTP	0
ULDR	1.5
FHA	15°
CNSC	0
SUSTRATO	HSS-E-PM
RECUBRIMIENTO	CoolTop

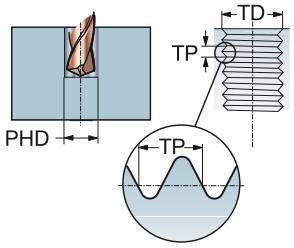

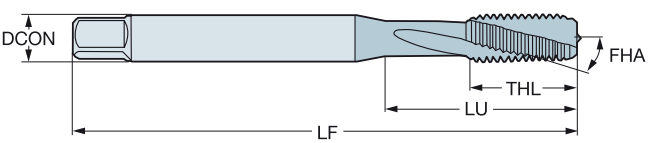

P
30–48 HRC

TDZ	TP	LU	CZC_{MS}	TCTR	Código de pedido	Dimensiones, mm, pulg. DCON	TD	LF	THL	NOF	BSG
M 3	0.50	12.00	4.50 x 3.40	6H	**E314M3**	4.50	3.00	63.00	12.00	3	C-DIN 371
		.472				*.177*	*.118*	*2.480*	*.472*		
M 4	0.70	13.00	6.00 x 4.90	6H	**E314M4**	6.00	4.00	70.00	13.00	3	C-DIN 371
		.511				*.236*	*.157*	*2.755*	*.511*		
M 5	0.80	15.00	6.00 x 4.90	6H	**E314M5**	6.00	5.00	80.00	15.00	3	C-DIN 371
		.590				*.236*	*.196*	*3.149*	*.590*		
M 6	1.00	18.00	8.00 x 6.20	6H	**E314M6**	8.00	6.00	90.00	18.00	3	C-DIN 371
		.708				*.315*	*.236*	*3.543*	*.708*		
M 8	1.25	20.00	10.00 x 8.00	6H	**E314M8**	10.00	8.00	100.00	20.00	3	C-DIN 371
		.787				*.394*	*.314*	*3.937*	*.787*		
M 10	1.50	39.00	10.00 x 8.00	6H	**E314M10**	10.00	10.00	100.00	20.00	3	DIN 371
		1.535				*.394*	*.393*	*3.937*	*.787*		

O5 Q5 L253 PHD/PHDX L247 Q1 Q35

SANDVIK Coromant

Macho de corte CoroTap™ 300 con estría helicoidal

Forma de rosca: métrica

THCHT	C
THBTP	0
ULDR	1.5
FHA	15°
CNSC	0
SUSTRATO	HSS-E-PM
RECUBRIMIENTO	CoolTop

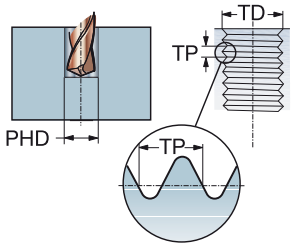

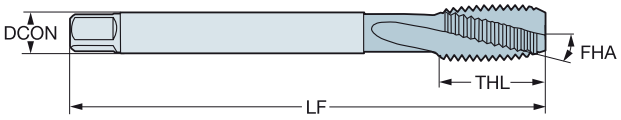

P
30–48 HRC

TDZ	TP	LU	CZC_{MS}	TCTR	Código de pedido	Dimensiones, mm, pulg. DCON	TD	LF	THL	NOF	BSG
M 12	1.75	83.00	9.00 x 7.00	6H	**E316M12**	9.00	12.00	110.00	23.00	4	DIN 376
		3.267				*.354*	*.472*	*4.330*	*.905*		
M 14	2.00	81.00	11.00 x 9.00	6H	**E316M14**	11.00	14.00	110.00	25.00	4	DIN 376
		3.188				*.433*	*.551*	*4.330*	*.984*		
M 16	2.00	68.00	12.00 x 9.00	6H	**E316M16**	12.00	16.00	110.00	25.00	4	DIN 376
		2.677				*.472*	*.629*	*4.330*	*.984*		
M 18	2.50	81.00	14.00 x 11.00	6H	**E316M18**	14.00	18.00	125.00	30.00	4	DIN 376
		3.188				*.551*	*.708*	*4.921*	*1.181*		
M 20	2.50	95.00	16.00 x 12.00	6H	**E316M20**	16.00	20.00	140.00	30.00	4	DIN 376
		3.740				*.630*	*.787*	*5.511*	*1.181*		

O5 Q5 L253 PHD/PHDX L247 Q1 Q35

Macho de corte CoroTap™ 300 con estría helicoidal

Forma de rosca: métrica

THCHT	C
THBTP	0
ULDR	1.5
FHA	15°
CNSC	0
SUSTRATO	HSS-E-PM
RECUBRIMIENTO	CoolTop

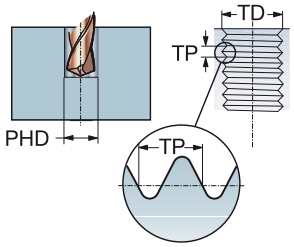

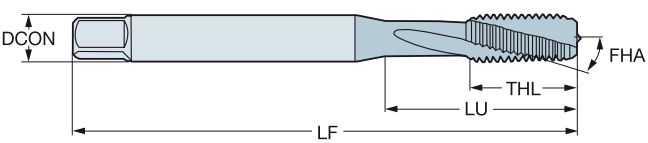

P
30–48 HRC

TDZ	TP	LU	CZC_{MS}	TCTR	Código de pedido	Dimensiones, mm, pulg. DCON	TD	LF	THL	NOF	BSG
M 3	0.50	13.00	.168 x .131	6H	**E864M3**	4.30	3.00	63.00	14.70	3	DIN/ANSI
		.511				*.168*	*.118*	*2.480*	*.578*		
M 4	0.70	15.10	.194 x .152	6H	**E864M4**	4.90	4.00	70.00	15.10	3	DIN/ANSI
		.594				*.194*	*.157*	*2.755*	*.594*		
M 5	0.80	17.00	.255 x .191	6H	**E864M5**	6.50	5.00	80.00	17.00	3	DIN/ANSI
		.669				*.255*	*.196*	*3.149*	*.669*		
M 6	1.00	20.20	.318 x .238	6H	**E864M6**	8.10	6.00	90.00	20.20	3	DIN/ANSI
		.795				*.318*	*.236*	*3.543*	*.795*		
M 8	1.25	20.00	.381 x .286	6H	**E864M8**	9.70	8.00	100.00	22.80	3	DIN/ANSI
		.787				*.381*	*.314*	*3.937*	*.897*		
M 10	1.50	37.80	.381 x .286	6H	**E864M10**	9.70	10.00	100.00	20.00	3	DIN/ANSI
		1.488				*.381*	*.393*	*3.937*	*.787*		
M 12	1.75	86.02	.367 x .275	6H	**E864M12**	9.30	12.00	110.00	23.00	4	DIN/ANSI
		3.386				*.367*	*.472*	*4.330*	*.905*		
M 14	2.00	84.82	.429 x .322	6H	**E864M14**	10.90	14.00	110.00	23.00	4	DIN/ANSI
		3.339				*.429*	*.551*	*4.330*	*.905*		
M 16	2.00	70.86	.480 x .360	6H	**E864M16**	12.20	16.00	110.00	23.00	4	DIN/ANSI
		2.789				*.480*	*.629*	*4.330*	*.905*		
M 18	2.50	84.69	.542 x .406	6H	**E864M18**	13.80	18.00	125.00	30.00	4	DIN/ANSI
		3.334				*.542*	*.708*	*4.921*	*1.181*		
M 20	2.50	97.58	.652 x .489	6H	**E864M20**	16.60	20.00	140.00	30.00	4	DIN/ANSI
		3.841				*.652*	*.787*	*5.511*	*1.181*		

O5 Q5 L253 PHD/PHDX L247 Q1 Q35

Macho de corte CoroTap™ 300 con estría helicoidal

Forma de rosca: métrica

THCHT	C
THBTP	1
ULDR	3.0
FHA	48°
CNSC	0
SUSTRATO	HSS-E-PM
RECUBRIMIENTO	CoolTop

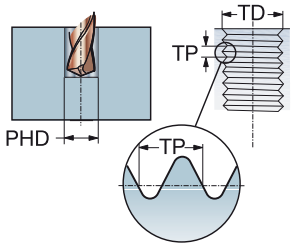

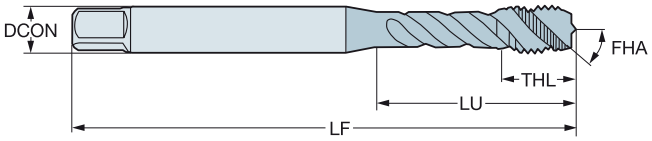

P
≤350HB

TDZ	TP	LU	CZC_{MS}	TCTR	Código de pedido	Dimensiones, mm, pulg. DCON	TD	LF	THL	NOF	BSG
M 1.6	0.35	20.00	2.50 x 2.10	6HX	**EX03PM1.6**	2.50	1.60	40.00	6.00	2	DIN 371
		.787				*.098*	*.062*	*1.574*	*.236*		
M 2	0.40	9.00	2.80 x 2.10	6HX	**EX03PM2**	2.80	2.00	45.00	4.00	3	DIN 371
		.354				*.110*	*.078*	*1.771*	*.157*		
M 2.2	0.45	12.00	2.80 x 2.10	6HX	**EX03PM2.2**	2.80	2.20	45.00	4.00	3	DIN 371
		.472				*.110*	*.086*	*1.771*	*.157*		
M 2.3	0.40	12.00	2.80 x 2.10	6HX	**EX03PM2.3**	2.80	2.30	45.00	4.00	3	DIN 371
		.472				*.110*	*.090*	*1.771*	*.157*		
M 2.5	0.45	12.50	2.80 x 2.10	6HX	**EX03PM2.5**	2.80	2.50	50.00	4.00	3	DIN 371
		.492				*.110*	*.098*	*1.968*	*.157*		
M 2.6	0.45	12.50	2.80 x 2.10	6HX	**EX03PM2.6**	2.80	2.60	50.00	4.00	3	DIN 371
		.492				*.110*	*.102*	*1.968*	*.157*		
M 3	0.50	18.00	3.50 x 2.70	6HX	**EX03PM3**	3.50	3.00	56.00	5.90	3	DIN 371
		.708				*.138*	*.118*	*2.204*	*.232*		
M 3.5	0.60	20.00	4.00 x 3.00	6HX	**EX03PM3.5**	4.00	3.50	56.00	7.00	3	DIN 371
		.787				*.157*	*.137*	*2.204*	*.275*		
M 4	0.70	21.00	4.50 x 3.40	6HX	**EX03PM4**	4.50	4.00	63.00	6.70	3	DIN 371
		.826				*.177*	*.157*	*2.480*	*.263*		
M 5	0.80	25.00	6.00 x 4.90	6HX	**EX03PM5**	6.00	5.00	70.00	7.70	3	DIN 371
		.984				*.236*	*.196*	*2.755*	*.303*		
M 5	0.80	49.00	3.50 x 2.70	6HX	**EX03PM5DIN376**	3.50	5.00	70.00	8.00	3	DIN 376
		1.929				*.138*	*.196*	*2.755*	*.314*		
M 6	1.00	30.00	6.00 x 4.90	6HX	**EX03PM6**	6.00	6.00	80.00	10.00	3	DIN 371
		1.181				*.236*	*.236*	*3.149*	*.393*		
M 6	1.00	59.00	4.50 x 3.40	6HX	**EX03PM6DIN376**	4.50	6.00	80.00	10.00	3	DIN 376
		2.322				*.177*	*.236*	*3.149*	*.393*		
M 7	1.00	31.00	7.00 x 5.50	6HX	**EX03PM7**	7.00	7.00	80.00	10.00	3	DIN 371
		1.220				*.276*	*.275*	*3.149*	*.393*		
M 8	1.25	35.00	8.00 x 6.20	6HX	**EX03PM8**	8.00	8.00	90.00	11.60	3	DIN 371
		1.377				*.315*	*.314*	*3.543*	*.456*		
M 8	1.25	67.00	6.00 x 4.90	6HX	**EX03PM8DIN376**	6.00	8.00	90.00	13.00	3	DIN 376
		2.637				*.236*	*.314*	*3.543*	*.511*		
M 10	1.50	39.00	10.00 x 8.00	6HX	**EX03PM10**	10.00	10.00	100.00	15.10	3	DIN 371
		1.535				*.394*	*.393*	*3.937*	*.594*		
M 10	1.50	77.00	7.00 x 5.50	6HX	**EX03PM10DIN376**	7.00	10.00	100.00	15.00	3	DIN 376
		3.031				*.276*	*.393*	*3.937*	*.590*		
M 12	1.75	83.00	9.00 x 7.00	6HX	**EX03PM12**	9.00	12.00	110.00	16.00	3	DIN 376
		3.267				*.354*	*.472*	*4.330*	*.629*		
M 14	2.00	81.00	11.00 x 9.00	6HX	**EX03PM14**	11.00	14.00	110.00	20.00	3	DIN 376
		3.188				*.433*	*.551*	*4.330*	*.787*		
M 16	2.00	68.00	12.00 x 9.00	6HX	**EX03PM16**	12.00	16.00	110.00	20.00	4	DIN 376
		2.677				*.472*	*.629*	*4.330*	*.787*		
M 18	2.50	81.00	14.00 x 11.00	6HX	**EX03PM18**	14.00	18.00	125.00	25.00	4	DIN 376
		3.188				*.551*	*.708*	*4.921*	*.984*		

O5 Q5 L253 PHD/PHDX L247 Q1 Q35

Macho de corte CoroTap™ 300 con estría helicoidal

Forma de rosca: métrica

THCHT	C
THBTP	1
ULDR	3.0
FHA	48°
CNSC	0
SUBSTRATE	HSS-E-PM
COATING	CoolTop

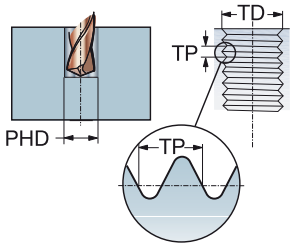

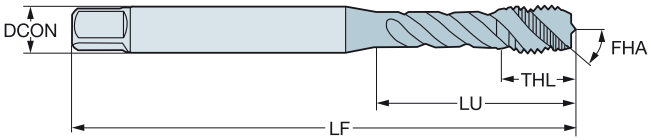

P
≤350HB

TDZ	TP	LU	CZC_{MS}	TCTR	Código de pedido	DCON	TD	LF	THL	NOF	BSG
						Dimensiones, mm, pulg.					
M 20	2.50	95.00	16.00 x 12.00	6HX	**EX03PM20**	16.00	20.00	140.00	25.00	4	DIN 376
		3.740				*.630*	*.787*	*5.511*	*.984*		
M 22	2.50	93.00	18.00 x 14.50	6HX	**EX03PM22**	18.00	22.00	140.00	25.00	4	DIN 376
		3.661				*.709*	*.866*	*5.511*	*.984*		
M 24	3.00	113.00	18.00 x 14.50	6HX	**EX03PM24**	18.00	24.00	160.00	30.00	4	DIN 376
		4.448				*.709*	*.944*	*6.299*	*1.181*		
M 27	3.00	97.00	20.00 x 16.00	6HX	**EX03PM27**	20.00	27.00	160.00	30.00	4	DIN 376
		3.818				*.787*	*1.062*	*6.299*	*1.181*		
M 30	3.50	115.00	22.00 x 18.00	6HX	**EX03PM30**	22.00	30.00	180.00	36.00	4	DIN 376
		4.527				*.866*	*1.181*	*7.086*	*1.417*		

O5 Q5 L253 PHD/PHDX L247 Q1 Q35

Macho de corte CoroTap™ 300 con estría helicoidal

Forma de rosca: métrica

THCHT	C
THBTP	1
ULDR	3.0
FHA	48°
CNSC	1
SUSTRATO	HSS-E-PM
RECUBRIMIENTO	CoolTop

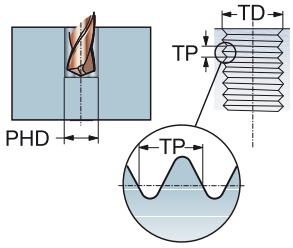

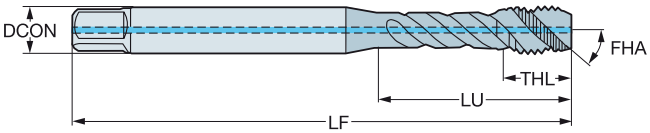

P
≤350HB

TDZ	TP	LU	CZC_{MS}	TCTR	Código de pedido	Dimensiones, mm, pulg. DCON	TD	LF	THL	NOF	BSG
M 4	0.70	21.00	4.50 x 3.40	6HX	**EX09PM4**	4.50	4.00	63.00	6.70	3	DIN 371
		.826				*.177*	*.157*	*2.480*	*.263*		
M 5	0.80	25.00	6.00 x 4.90	6HX	**EX09PM5**	6.00	5.00	70.00	7.70	3	DIN 371
		.984				*.236*	*.196*	*2.755*	*.303*		
M 6	1.00	31.00	6.00 x 4.90	6HX	**EX09PM6**	6.00	6.00	80.00	10.00	3	DIN 371
		1.220				*.236*	*.236*	*3.149*	*.393*		
M 7	1.00	31.00	7.00 x 5.50	6HX	**EX09PM7**	7.00	7.00	80.00	10.00	3	DIN 371
		1.220				*.276*	*.275*	*3.149*	*.393*		
M 8	1.25	35.00	8.00 x 6.20	6HX	**EX09PM8**	8.00	8.00	90.00	11.60	3	DIN 371
		1.377				*.315*	*.314*	*3.543*	*.456*		
M 10	1.50	39.00	10.00 x 8.00	6HX	**EX09PM10**	10.00	10.00	100.00	15.10	3	DIN 371
		1.535				*.394*	*.393*	*3.937*	*.594*		
M 12	1.75	83.00	9.00 x 7.00	6HX	**EX09PM12**	9.00	12.00	110.00	16.00	3	DIN 376
		3.267				*.354*	*.472*	*4.330*	*.629*		
M 14	2.00	81.00	11.00 x 9.00	6HX	**EX09PM14**	11.00	14.00	110.00	20.00	3	DIN 376
		3.188				*.433*	*.551*	*4.330*	*.787*		
M 16	2.00	68.00	12.00 x 9.00	6HX	**EX09PM16**	12.00	16.00	110.00	20.00	4	DIN 376
		2.677				*.472*	*.629*	*4.330*	*.787*		
M 18	2.50	81.00	14.00 x 11.00	6HX	**EX09PM18**	14.00	18.00	125.00	25.00	4	DIN 376
		3.188				*.551*	*.708*	*4.921*	*.984*		
M 20	2.50	95.00	16.00 x 12.00	6HX	**EX09PM20**	16.00	20.00	140.00	25.00	4	DIN 376
		3.740				*.630*	*.787*	*5.511*	*.984*		
M 22	2.50	93.00	18.00 x 14.50	6HX	**EX09PM22**	18.00	22.00	140.00	25.00	4	DIN 376
		3.661				*.709*	*.866*	*5.511*	*.984*		
M 24	3.00	113.00	18.00 x 14.50	6HX	**EX09PM24**	18.00	24.00	160.00	30.00	4	DIN 376
		4.448				*.709*	*.944*	*6.299*	*1.181*		
M 27	3.00	97.00	20.00 x 16.00	6HX	**EX09PM27**	20.00	27.00	160.00	30.00	4	DIN 376
		3.818				*.787*	*1.062*	*6.299*	*1.181*		
M 30	3.50	115.00	22.00 x 18.00	6HX	**EX09PM30**	22.00	30.00	180.00	36.00	4	DIN 376
		4.527				*.866*	*1.181*	*7.086*	*1.417*		

O5 Q5 L253 PHD/PHDX L247 Q1 Q35

Macho de corte CoroTap™ 300 con estría helicoidal

Forma de rosca: métrica

THCHT	C
THBTP	0
ULDR	2.5
FHA	45°
CNSC	0
SUSTRATO	HSS-PM
RECUBRIMIENTO	CoolTop

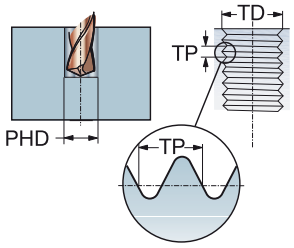

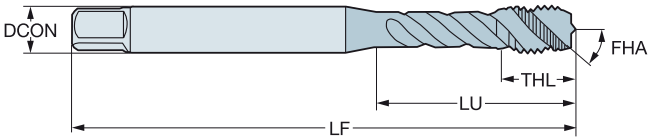

P
≤350HB

TDZ	TP	LU	CZC_{MS}	TCTR	Código de pedido	Dimensiones, mm, pulg. DCON	TD	LF	THL	NOF	BSG
M 3	0.50	12.50	3.15 x 2.50	6H	**E050M3**	3.20	3.00	48.00	5.90	3	ISO 529
		.492				*.124*	*.118*	*1.889*	*.232*		
M 4	0.70	19.00	4.00 x 3.15	6H	**E050M4**	4.00	4.00	53.00	6.70	3	ISO 529
		.748				*.157*	*.157*	*2.086*	*.263*		
M 5	0.80	22.00	5.00 x 4.00	6H	**E050M5**	5.00	5.00	58.00	7.70	3	ISO 529
		.866				*.197*	*.196*	*2.283*	*.303*		
M 6	1.00	27.00	6.30 x 5.00	6H	**E050M6**	6.30	6.00	66.00	10.00	3	ISO 529
		1.062				*.248*	*.236*	*2.598*	*.393*		
M 8	1.25	31.00	8.00 x 6.30	6H	**E050M8**	8.00	8.00	72.00	11.60	3	ISO 529
		1.220				*.315*	*.314*	*2.834*	*.456*		
M 10	1.50	35.00	10.00 x 8.00	6H	**E050M10**	10.00	10.00	80.00	15.10	3	ISO 529
		1.377				*.394*	*.393*	*3.149*	*.594*		
M 12	1.75	62.00	9.00 x 7.10	6H	**E050M12**	9.00	12.00	89.00	16.00	3	ISO 529
		2.440				*.354*	*.472*	*3.503*	*.629*		
M 16	2.00	59.00	12.50 x 10.00	6H	**E050M16**	12.50	16.00	102.00	18.00	4	ISO 529
		2.322				*.492*	*.629*	*4.015*	*.708*		
M 20	2.50	68.00	14.00 x 11.20	6H	**E050M20**	14.00	20.00	112.00	22.50	4	ISO 529
		2.677				*.551*	*.787*	*4.409*	*.885*		

O5 Q5 L253 PHD/PHDX L247 Q1 Q35

Macho de corte CoroTap™ 300 con estría helicoidal

Forma de rosca: métrica

THCHT	C
THBTP	0
ULDR	2.5
FHA	45°
CNSC	1
SUSTRATO	HSS-PM
RECUBRIMIENTO	CoolTop

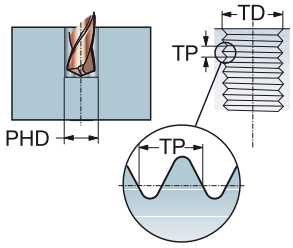

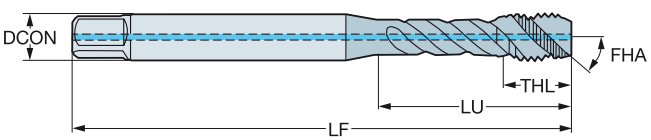

P
≤350HB

TDZ	TP	LU	CZC_{MS}	TCTR	Código de pedido	Dimensiones, mm, pulg. DCON	TD	LF	THL	NOF	BSG
M 6	1.00	27.00	6.30 x 5.00	6H	**E051M6**	6.30	6.00	66.00	10.00	3	ISO 529
		1.062				*.248*	*.236*	*2.598*	*.393*		
M 8	1.25	31.00	8.00 x 6.30	6H	**E051M8**	8.00	8.00	72.00	11.60	3	ISO 529
		1.220				*.315*	*.314*	*2.834*	*.456*		
M 10	1.50	35.00	10.00 x 8.00	6H	**E051M10**	10.00	10.00	80.00	15.10	3	ISO 529
		1.377				*.394*	*.393*	*3.149*	*.594*		
M 12	1.75	62.00	9.00 x 7.10	6H	**E051M12**	9.00	12.00	89.00	16.00	3	ISO 529
		2.440				*.354*	*.472*	*3.503*	*.629*		
M 16	2.00	59.00	12.50 x 10.00	6H	**E051M16**	12.50	16.00	102.00	18.00	4	ISO 529
		2.322				*.492*	*.629*	*4.015*	*.708*		
M 20	2.50	68.00	14.00 x 11.20	6H	**E051M20**	14.00	20.00	112.00	22.50	4	ISO 529
		2.677				*.551*	*.787*	*4.409*	*.885*		

O5 Q5 L253 PHD/PHDX L247 Q1 Q35

Macho de corte CoroTap™ 300 con estría helicoidal

Forma de rosca: métrica

THCHT	C
THBTP	1
ULDR	3
FHA	48°
CNSC	0
SUSTRATO	HSS-E-PM
RECUBRIMIENTO	CoolTop

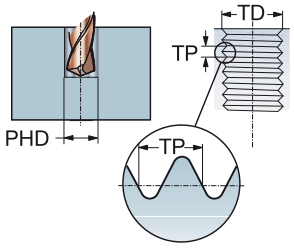

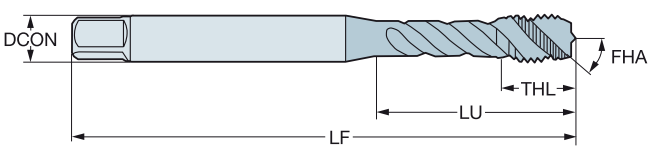

P
≤350HB

						Dimensiones, mm, pulg.					
TDZ	TP	LU	CZC_{MS}	TCTR	**Código de pedido**	DCON	TD	LF	THL	NOF	BSG
M 3	0.50	15.88	.141 x .110	6HX	**EX03PAM3**	3.60	3.00	56.00	5.99	3	DIN/ANSI
		.625				*.141*	*.118*	*2.204*	*.235*		
M 4	0.70	16.58	.168 x .131	6HX	**EX03PAM4**	4.30	4.00	63.00	7.01	3	DIN/ANSI
		.652				*.168*	*.157*	*2.480*	*.275*		
M 5	0.80	21.42	.194 x .152	6HX	**EX03PAM5**	4.90	5.00	70.00	8.00	3	DIN/ANSI
		.843				*.194*	*.196*	*2.755*	*.315*		
M 6	1.00	25.59	.255 x .191	6HX	**EX03PAM6**	6.50	6.00	80.00	10.00	3	DIN/ANSI
		1.007				*.255*	*.236*	*3.149*	*.394*		
M 8	1.25	30.20	.318 x .238	6HX	**EX03PAM8**	8.10	8.00	90.00	11.98	3	DIN/ANSI
		1.189				*.318*	*.314*	*3.543*	*.472*		
M 10	1.50	37.77	.381 x .286	6HX	**EX03PAM10**	9.70	10.00	100.00	15.01	3	DIN/ANSI
		1.487				*.381*	*.393*	*3.937*	*.590*		
M 12	1.75	86.02	.367 x .275	6HX	**EX03PAM12**	9.30	12.00	110.00	18.00	3	DIN/ANSI
		3.386				*.367*	*.472*	*4.330*	*.709*		
M 14	2.00	84.82	.429 x .322	6HX	**EX03PAM14**	10.90	14.00	110.00	19.98	3	DIN/ANSI
		3.339				*.429*	*.551*	*4.330*	*.787*		
M 16	2.00	70.86	.480 x .360	6HX	**EX03PAM16**	12.20	16.00	110.00	23.00	4	DIN/ANSI
		2.789				*.480*	*.629*	*4.330*	*.905*		
M 18	2.50	84.69	.542 x .406	6HX	**EX03PAM18**	13.80	18.00	125.00	29.99	4	DIN/ANSI
		3.334				*.542*	*.708*	*4.921*	*1.180*		
M 20	2.50	97.58	.652 x .489	6HX	**EX03PAM20**	16.60	20.00	140.00	29.99	4	DIN/ANSI
		3.841				*.652*	*.787*	*5.511*	*1.180*		
M 24	3.00	101.60	.760 x .570	6HX	**EX03PAM24**	19.30	24.00	160.00	29.99	4	DIN/ANSI
		3.999				*.760*	*.944*	*6.299*	*1.180*		

O5 Q5 L253 PHD/PHDX L247 Q1 Q35

Macho de corte CoroTap™ 300 con estría helicoidal

Forma de rosca: métrica

THCHT	C
THBTP	0
ULDR	2.0
FHA	40°
CNSC	0
SUSTRATO	HSS-E
RECUBRIMIENTO	ST

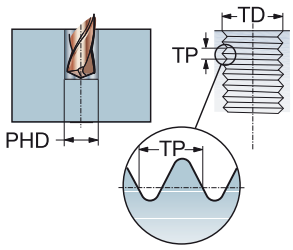

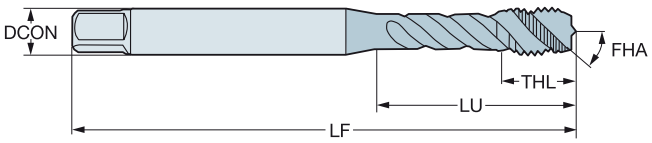

M

TDZ	TP	LU	CZC_{MS}	TCTR	Código de pedido	Dimensiones, mm, pulg. DCON	TD	LF	THL	NOF	BSG
M 3	0.50	18.00	3.50 x 2.70	6H	**E346M3**	3.50	3.00	56.00	5.90	3	DIN 371
		.708				*.138*	*.118*	*2.204*	*.232*		
M 4	0.70	21.00	4.50 x 3.40	6H	**E346M4**	4.50	4.00	63.00	6.70	3	DIN 371
		.826				*.177*	*.157*	*2.480*	*.263*		
M 5	0.80	25.00	6.00 x 4.90	6H	**E346M5**	6.00	5.00	70.00	7.70	3	DIN 371
		.984				*.236*	*.196*	*2.755*	*.303*		
M 6	1.00	30.00	6.00 x 4.90	6H	**E346M6**	6.00	6.00	80.00	10.00	3	DIN 371
		1.181				*.236*	*.236*	*3.149*	*.393*		
M 8	1.25	33.00	8.00 x 6.20	6H	**E346M8**	8.00	8.00	90.00	11.60	3	DIN 371
		1.299				*.315*	*.314*	*3.543*	*.456*		
M 10	1.50	39.00	10.00 x 8.00	6H	**E346M10**	10.00	10.00	100.00	15.10	3	DIN 371
		1.535				*.394*	*.393*	*3.937*	*.594*		

O5 Q5 L253 PHD/PHDX L247 Q1 Q35

Macho de corte CoroTap™ 300 con estría helicoidal

Forma de rosca: métrica

THCHT	C
THBTP	0
ULDR	2.0
FHA	40°
CNSC	0
SUSTRATO	HSS-E
RECUBRIMIENTO	ST

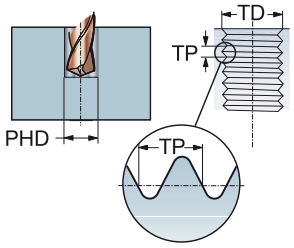

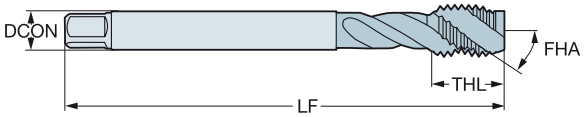

M

TDZ	TP	LU	CZC_{MS}	TCTR	Código de pedido	Dimensiones, mm, pulg. DCON	TD	LF	THL	NOF	BSG
M 12	1.75	83.00	9.00 x 7.00	6H	**E347M12**	9.00	12.00	110.00	16.00	4	DIN 376
		3.267				*.354*	*.472*	*4.330*	*.629*		
M 14	2.00	81.00	11.00 x 9.00	6H	**E347M14**	11.00	14.00	110.00	20.00	4	DIN 376
		3.188				*.433*	*.551*	*4.330*	*.787*		
M 16	2.00	68.00	12.00 x 9.00	6H	**E347M16**	12.00	16.00	110.00	20.00	4	DIN 376
		2.677				*.472*	*.629*	*4.330*	*.787*		
M 18	2.50	81.00	14.00 x 11.00	6H	**E347M18**	14.00	18.00	125.00	25.00	4	DIN 376
		3.188				*.551*	*.708*	*4.921*	*.984*		
M 20	2.50	95.00	16.00 x 12.00	6H	**E347M20**	16.00	20.00	140.00	25.00	4	DIN 376
		3.740				*.630*	*.787*	*5.511*	*.984*		
M 22	2.50	93.00	18.00 x 14.50	6H	**E347M22**	18.00	22.00	140.00	25.00	4	DIN 376
		3.661				*.709*	*.866*	*5.511*	*.984*		
M 24	3.00	113.00	18.00 x 14.50	6H	**E347M24**	18.00	24.00	160.00	30.00	4	DIN 376
		4.448				*.709*	*.944*	*6.299*	*1.181*		
M 27	3.00	97.00	20.00 x 16.00	6H	**E347M27**	20.00	27.00	160.00	30.00	4	DIN 376
		3.818				*.787*	*1.062*	*6.299*	*1.181*		
M 30	3.50	115.00	22.00 x 18.00	6H	**E347M30**	22.00	30.00	180.00	36.00	4	DIN 376
		4.527				*.866*	*1.181*	*7.086*	*1.417*		

O5 Q5 L253 PHD/PHDX L247 Q1 Q35

SANDVIK Coromant

Macho de corte CoroTap™ 300 con estría helicoidal

Forma de rosca: métrica

THCHT	C
THBTP	1
ULDR	2.5
FHA	48°
CNSC	0
SUSTRATO	HSS-E
RECUBRIMIENTO	SmoothTop

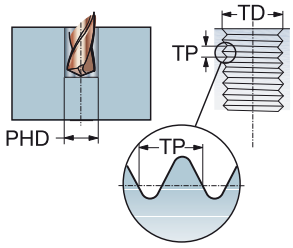

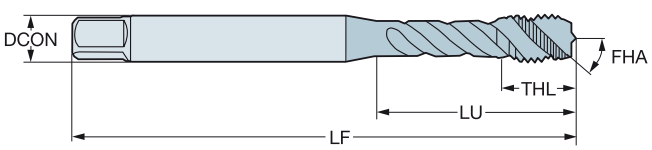

M

TDZ	TP	LU	CZC_{MS}	TCTR	Código de pedido	Dimensiones, mm, pulg. DCON	TD	LF	THL	NOF	BSG
M 1.6	0.35	8.00	2.50 x 2.10	6H	**E404M1.6**	2.50	1.60	40.00	6.00	2	DIN 371
		.314				*.098*	*.062*	*1.574*	*.236*		
M 2	0.40	9.00	2.80 x 2.10	6H	**E404M2**	2.80	2.00	45.00	4.00	3	DIN 371
		.354				*.110*	*.078*	*1.771*	*.157*		
M 2.2	0.45	12.00	2.80 x 2.10	6H	**E404M2.2**	2.80	2.20	45.00	4.00	3	DIN 371
		.472				*.110*	*.086*	*1.771*	*.157*		
M 2.3	0.40	12.00	2.80 x 2.10	6H	**E404M2.3**	2.80	2.30	45.00	4.00	3	DIN 371
		.472				*.110*	*.090*	*1.771*	*.157*		
M 2.5	0.45	12.50	2.80 x 2.10	6H	**E404M2.5**	2.80	2.50	50.00	4.00	3	DIN 371
		.492				*.110*	*.098*	*1.968*	*.157*		
M 2.6	0.45	12.50	2.80 x 2.10	6H	**E404M2.6**	2.80	2.60	50.00	4.00	3	DIN 371
		.492				*.110*	*.102*	*1.968*	*.157*		
M 3	0.50	18.00	3.50 x 2.70	6H	**E404M3**	3.50	3.00	56.00	5.90	3	DIN 371
		.708				*.138*	*.118*	*2.204*	*.232*		
M 4	0.70	21.00	4.50 x 3.40	6H	**E404M4**	4.50	4.00	63.00	6.70	3	DIN 371
		.826				*.177*	*.157*	*2.480*	*.263*		
M 5	0.80	25.00	6.00 x 4.90	6H	**E404M5**	6.00	5.00	70.00	7.70	3	DIN 371
		.984				*.236*	*.196*	*2.755*	*.303*		
M 6	1.00	30.00	6.00 x 4.90	6H	**E404M6**	6.00	6.00	80.00	10.00	3	DIN 371
		1.181				*.236*	*.236*	*3.149*	*.393*		
M 8	1.25	35.00	8.00 x 6.20	6H	**E404M8**	8.00	8.00	90.00	11.60	3	DIN 371
		1.377				*.315*	*.314*	*3.543*	*.456*		
M 10	1.50	39.00	10.00 x 8.00	6H	**E404M10**	10.00	10.00	100.00	15.10	3	DIN 371
		1.535				*.394*	*.393*	*3.937*	*.594*		
M 12	1.75	83.00	9.00 x 7.00	6H	**E404M12**	9.00	12.00	110.00	23.00	3	DIN 376
		3.267				*.354*	*.472*	*4.330*	*.905*		
M 14	2.00	81.00	11.00 x 9.00	6H	**E404M14**	11.00	14.00	110.00	20.00	3	DIN 376
		3.188				*.433*	*.551*	*4.330*	*.787*		
M 16	2.00	68.00	12.00 x 9.00	6H	**E404M16**	12.00	16.00	110.00	20.00	4	DIN 376
		2.677				*.472*	*.629*	*4.330*	*.787*		
M 20	2.50	95.00	16.00 x 12.00	6H	**E404M20**	16.00	20.00	140.00	25.00	4	DIN 376
		3.740				*.630*	*.787*	*5.511*	*.984*		

O5 Q5 L253 PHD/PHDX L247 Q1 Q35

Macho de corte CoroTap™ 300 con estría helicoidal

Forma de rosca: métrica

THCHT	C
THBTP	0
ULDR	2.5
FHA	48°
CNSC	0
SUSTRATO	HSS-PM
RECUBRIMIENTO	ST

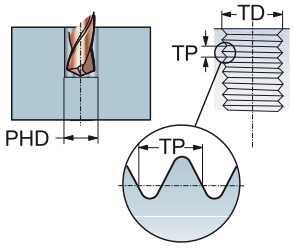

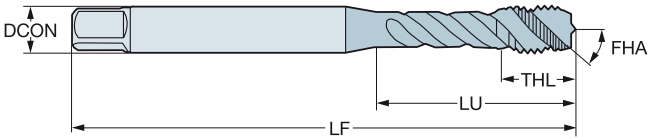

M

TDZ	TP	LU	CZC_{MS}	TCTR	Código de pedido	Dimensiones, mm, pulg. DCON	TD	LF	THL	NOF	BSG
M 3	0.50	15.00	3.15 x 2.50	6H	**E047M3**	3.20	3.00	48.00	5.90	3	ISO 529
		.590				*.124*	*.118*	*1.889*	*.232*		
M 4	0.70	19.00	4.00 x 3.15	6H	**E047M4**	4.00	4.00	53.00	6.70	3	ISO 529
		.748				*.157*	*.157*	*2.086*	*.263*		
M 5	0.80	22.00	5.00 x 4.00	6H	**E047M5**	5.00	5.00	58.00	7.70	3	ISO 529
		.866				*.197*	*.196*	*2.283*	*.303*		
M 6	1.00	27.00	6.30 x 5.00	6H	**E047M6**	6.30	6.00	66.00	10.00	3	ISO 529
		1.062				*.248*	*.236*	*2.598*	*.393*		
M 8	1.25	31.00	8.00 x 6.30	6H	**E047M8**	8.00	8.00	72.00	11.60	3	ISO 529
		1.220				*.315*	*.314*	*2.834*	*.456*		
M 10	1.50	35.00	10.00 x 8.00	6H	**E047M10**	10.00	10.00	80.00	15.10	3	ISO 529
		1.377				*.394*	*.393*	*3.149*	*.594*		
M 12	1.75	62.00	9.00 x 7.10	6H	**E047M12**	9.00	12.00	89.00	16.00	3	ISO 529
		2.440				*.354*	*.472*	*3.503*	*.629*		
M 16	2.00	59.00	12.50 x 10.00	6H	**E047M16**	12.50	16.00	102.00	18.00	4	ISO 529
		2.322				*.492*	*.629*	*4.015*	*.708*		
M 20	2.50	68.00	14.00 x 11.20	6H	**E047M20**	14.00	20.00	112.00	22.50	4	ISO 529
		2.677				*.551*	*.787*	*4.409*	*.885*		

O5 Q5 L253 PHD/PHDX L247 Q1 Q35

Macho de corte CoroTap™ 300 con estría helicoidal

Forma de rosca: métrica

THCHT	C
THBTP	1
ULDR	2.5
FHA	48°
CNSC	0
SUSTRATO	HSS-PM
RECUBRIMIENTO	SmoothTop

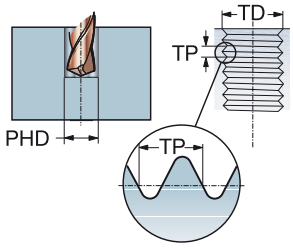

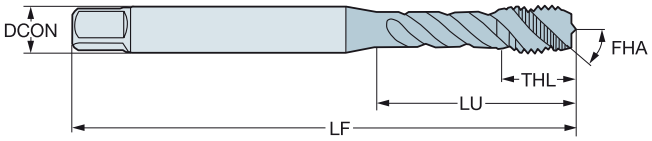

M

TDZ	TP	LU	CZC_{MS}	TCTR	Código de pedido	Dimensiones, mm, pulg. DCON	TD	LF	THL	NOF	BSG
M 3	0.50	14.90	3.15 x 2.50	6H	**E048M3**	3.20	3.00	48.00	5.90	3	ISO 529
		.586				*.124*	*.118*	*1.889*	*.232*		
M 4	0.70	18.50	4.00 x 3.15	6H	**E048M4**	4.00	4.00	53.00	6.70	3	ISO 529
		.728				*.157*	*.157*	*2.086*	*.263*		
M 5	0.80	22.00	5.00 x 4.00	6H	**E048M5**	5.00	5.00	58.00	7.70	3	ISO 529
		.866				*.197*	*.196*	*2.283*	*.303*		
M 6	1.00	27.00	6.30 x 5.00	6H	**E048M6**	6.30	6.00	66.00	10.00	3	ISO 529
		1.062				*.248*	*.236*	*2.598*	*.393*		
M 8	1.25	31.00	8.00 x 6.30	6H	**E048M8**	8.00	8.00	72.00	11.60	3	ISO 529
		1.220				*.315*	*.314*	*2.834*	*.456*		
M 10	1.50	35.00	10.00 x 8.00	6H	**E048M10**	10.00	10.00	80.00	15.10	3	ISO 529
		1.377				*.394*	*.393*	*3.149*	*.594*		
M 12	1.75	62.00	9.00 x 7.10	6H	**E048M12**	9.00	12.00	89.00	16.00	3	ISO 529
		2.440				*.354*	*.472*	*3.503*	*.629*		
M 16	2.00	59.00	12.50 x 10.00	6H	**E048M16**	12.50	16.00	102.00	18.00	4	ISO 529
		2.322				*.492*	*.629*	*4.015*	*.708*		
M 20	2.50	68.00	14.00 x 11.20	6H	**E048M20**	14.00	20.00	112.00	22.50	4	ISO 529
		2.677				*.551*	*.787*	*4.409*	*.885*		

O5 Q5 L253 PHD/PHDX L247 Q1 Q35

Macho de corte CoroTap™ 300 con estría helicoidal

Forma de rosca: métrica

THCHT	C
THBTP	0
ULDR	2.5
FHA	48°
CNSC	0
SUSTRATO	HSS-PM
RECUBRIMIENTO	ST

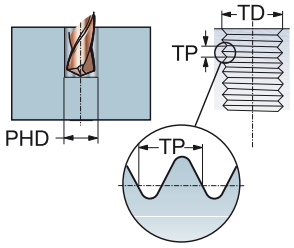

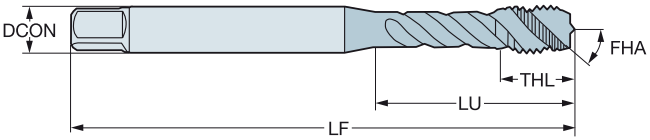

M

TDZ	TP	LU	CZC_{MS}	TCTR	Código de pedido	Dimensiones, mm, pulg. DCON	TD	LF	THL	NOF	BSG
M 4	0.70	16.58	.168 x .131	6H	**E085M4**	4.30	4.00	53.98	7.90	3	ANSI
		.652				*.168*	*.157*	*2.125*	*.311*		
M 5	0.80	21.42	.194 x .152	6H	**E085M5**	4.90	5.00	60.33	8.50	3	ANSI
		.843				*.194*	*.196*	*2.375*	*.334*		
M 6	1.00	27.92	.255 x .191	6H	**E085M6**	6.50	6.00	63.50	10.00	3	ANSI
		1.099				*.255*	*.236*	*2.500*	*.393*		
M 8	1.25	33.26	.318 x .238	6H	**E085M8**	8.10	8.00	69.06	11.60	3	ANSI
		1.309				*.318*	*.314*	*2.718*	*.456*		
M 10	1.50	36.61	.381 x .286	6H	**E085M10**	9.70	10.00	74.61	13.50	3	ANSI
		1.441				*.381*	*.393*	*2.937*	*.531*		
M 12	1.75	61.74	.367 x .275	6H	**E085M12**	9.30	12.00	85.73	17.50	3	ANSI
		2.430				*.367*	*.472*	*3.375*	*.688*		
M 14	2.00	66.10	.429 x .322	6H	**E085M14**	10.90	14.00	91.28	18.00	3	ANSI
		2.602				*.429*	*.551*	*3.593*	*.708*		
M 16	2.00	57.69	.480 x .360	6H	**E085M16**	12.20	16.00	96.84	18.00	4	ANSI
		2.271				*.480*	*.629*	*3.812*	*.708*		
M 20	2.50	71.08	.652 x .489	6H	**E085M20**	16.60	20.00	113.50	22.50	4	ANSI
		2.798				*.652*	*.787*	*4.468*	*.885*		

O5 Q5 L253 PHD/PHDX L247 Q1 Q35

Macho de corte CoroTap™ 300 con estría helicoidal

Forma de rosca: métrica

THCHT	C
THBTP	1
ULDR	2.5
FHA	48°
CNSC	0
SUSTRATO	HSS-PM
RECUBRIMIENTO	SmoothTop

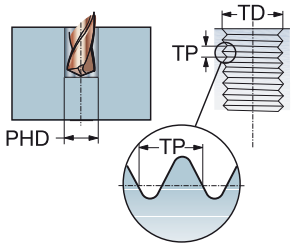

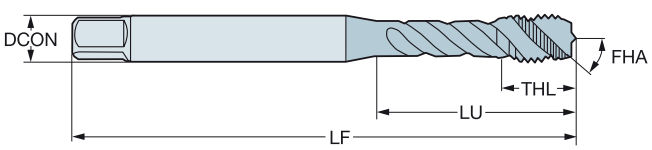

M

TDZ	TP	LU	CZC_{MS}	TCTR	Código de pedido	Dimensiones, mm, pulg. DCON	TD	LF	THL	NOF	BSG
M 4	0.70	16.58	.168 x .131	6H	**E862M4**	4.30	4.00	63.00	7.90	3	DIN/ANSI
		.652				*.168*	*.157*	*2.480*	*.311*		
M 5	0.80	21.42	.194 x .152	6H	**E862M5**	4.90	5.00	70.00	8.00	3	DIN/ANSI
		.843				*.194*	*.196*	*2.755*	*.314*		
M 6	1.00	25.59	.255 x .191	6H	**E862M6**	6.50	6.00	80.00	10.70	3	DIN/ANSI
		1.007				*.255*	*.236*	*3.149*	*.421*		
M 8	1.25	30.20	.318 x .238	6H	**E862M8**	8.10	8.00	90.00	12.10	3	DIN/ANSI
		1.189				*.318*	*.314*	*3.543*	*.476*		
M 10	1.50	32.80	.381 x .286	6H	**E862M10**	9.70	10.00	100.00	15.10	3	DIN/ANSI
		1.291				*.381*	*.393*	*3.937*	*.594*		
M 12	1.75	86.02	.367 x .275	6H	**E862M12**	9.30	12.00	110.00	18.00	3	DIN/ANSI
		3.386				*.367*	*.472*	*4.330*	*.708*		
M 16	2.00	70.86	.480 x .360	6H	**E862M16**	12.20	16.00	110.00	20.00	4	DIN/ANSI
		2.789				*.480*	*.629*	*4.330*	*.787*		

O5 Q5 L253 PHD/PHDX L247 Q1 Q35

Macho de corte CoroTap™ 300 con estría helicoidal

Forma de rosca: métrica

THCHT	C
THBTP	0
ULDR	2.0
FHA	15°
CNSC	0
SUSTRATO	HM

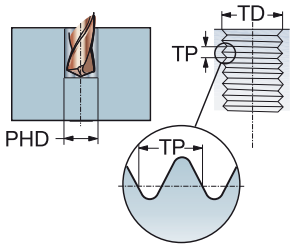

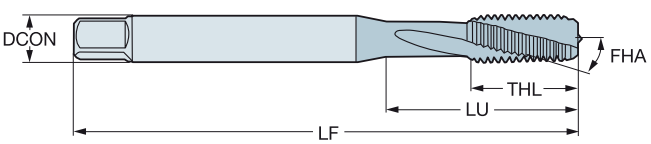

K

TDZ	TP	LU	CZC_{MS}	TCTR	Código de pedido	Dimensiones, mm, pulg. DCON	TD	LF	THL	NOF	BSG
M 3	0.50	10.00	3.50 x 2.70	6H	**T105M3**	3.50	3.00	56.00	10.00	3	C-DIN 371
		.393				*.138*	*.118*	*2.204*	*.393*		
M 4	0.70	13.00	4.50 x 3.40	6H	**T105M4**	4.50	4.00	63.00	13.00	3	C-DIN 371
		.511				*.177*	*.157*	*2.480*	*.511*		
M 5	0.80	16.00	6.00 x 4.90	6H	**T105M5**	6.00	5.00	70.00	16.00	3	C-DIN 371
		.629				*.236*	*.196*	*2.755*	*.629*		
M 6	1.00	30.00	6.00 x 4.90	6H	**T105M6**	6.00	6.00	80.00	19.00	3	C-DIN 371
		1.181				*.236*	*.236*	*3.149*	*.748*		
M 8	1.25	35.00	8.00 x 6.20	6H	**T105M8**	8.00	8.00	90.00	22.00	3	C-DIN 371
		1.377				*.315*	*.314*	*3.543*	*.866*		
M 10	1.50	39.00	10.00 x 8.00	6H	**T105M10**	10.00	10.00	100.00	24.00	3	C-DIN 371
		1.535				*.394*	*.393*	*3.937*	*.944*		
M 12	1.75	83.00	9.00 x 7.00	6H	**T105M12**	9.00	12.00	110.00	23.00	3	DIN 376
		3.267				*.354*	*.472*	*4.330*	*.905*		

O5 L253 PHD/PHDX L247 ISO 13399 Q1 CNSC CXSC Q35

Macho de corte CoroTap™ 300 con estría helicoidal

Forma de rosca: métrica

THCHT	C
THBTP	0
ULDR	3.0
FHA	15°
CNSC	1
SUSTRATO	HM

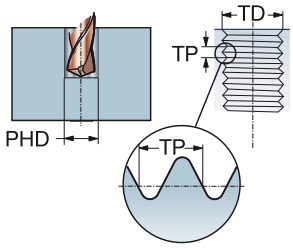

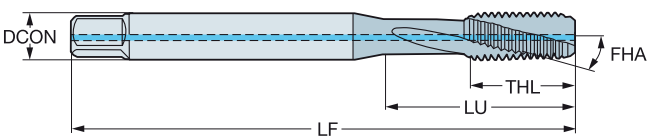

K

TDZ	TP	LU	CZC_{MS}	TCTR	Código de pedido	Dimensiones, mm, pulg. DCON	TD	LF	THL	NOF	BSG
M 5	0.80	47.00	6.00 x 4.90	6H	**T106M5**	6.00	5.00	70.00	16.00	3	C-DIN 371
		1.850				*.236*	*.196*	*2.755*	*.629*		
M 6	1.00	30.00	6.00 x 4.90	6H	**T106M6**	6.00	6.00	80.00	19.00	3	C-DIN 371
		1.181				*.236*	*.236*	*3.149*	*.748*		
M 8	1.25	35.00	8.00 x 6.20	6H	**T106M8**	8.00	8.00	90.00	22.00	3	C-DIN 371
		1.377				*.315*	*.314*	*3.543*	*.866*		
M 10	1.50	39.00	10.00 x 8.00	6H	**T106M10**	10.00	10.00	100.00	24.00	3	C-DIN 371
		1.535				*.394*	*.393*	*3.937*	*.944*		
M 12	1.75	83.00	9.00 x 7.00	6H	**T106M12**	9.00	12.00	110.00	23.00	3	DIN 376
		3.267				*.354*	*.472*	*4.330*	*.905*		

O5

L253

PHD/PHDX L247

ISO 13399 Q1

CNSC CXSC Q35

Macho de corte CoroTap™ 300 con estría helicoidal

Forma de rosca: métrica

THCHT	C
THBTP	0
ULDR	1.5
FHA	15°
CNSC	0
SUSTRATO	HSS-E-PM

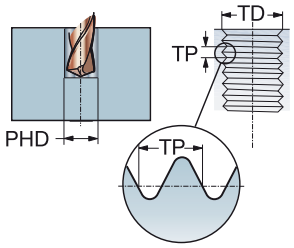

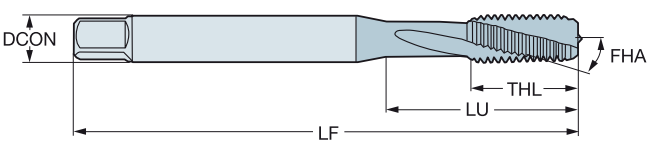

N

TDZ	TP	LU	CZC_{MS}	TCTR	Código de pedido	Dimensiones, mm, pulg. DCON	TD	LF	THL	NOF	BSG
M 3	0.50	18.00	3.50 x 2.70	6H	**E354M3**	3.50	3.00	56.00	9.00	3	DIN 371
		.708				*.138*	*.118*	*2.204*	*.354*		
M 4	0.70	21.00	4.50 x 3.40	6H	**E354M4**	4.50	4.00	63.00	12.00	3	DIN 371
		.826				*.177*	*.157*	*2.480*	*.472*		
M 5	0.80	25.00	6.00 x 4.90	6H	**E354M5**	6.00	5.00	70.00	13.00	3	DIN 371
		.984				*.236*	*.196*	*2.755*	*.511*		
M 6	1.00	30.00	6.00 x 4.90	6H	**E354M6**	6.00	6.00	80.00	15.00	3	DIN 371
		1.181				*.236*	*.236*	*3.149*	*.590*		
M 8	1.25	35.00	8.00 x 6.20	6H	**E354M8**	8.00	8.00	90.00	18.00	3	DIN 371
		1.377				*.315*	*.314*	*3.543*	*.708*		
M 10	1.50	39.00	10.00 x 8.00	6H	**E354M10**	10.00	10.00	100.00	20.00	3	DIN 371
		1.535				*.394*	*.393*	*3.937*	*.787*		

O5 Q5 L253 PHD/PHDX L247 Q1 Q35

Macho de corte CoroTap™ 300 con estría helicoidal

Forma de rosca: métrica

THCHT	C
THBTP	0
ULDR	1.5
FHA	15°
CNSC	0
SUSTRATO	HSS-E-PM

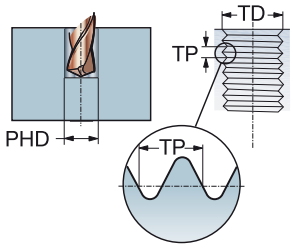

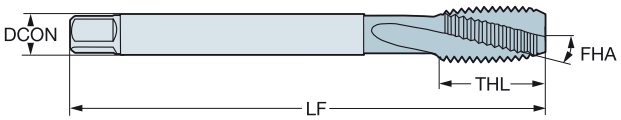

N

TDZ	TP	LU	CZC_{MS}	TCTR	Código de pedido	Dimensiones, mm, pulg. DCON	TD	LF	THL	NOF	BSG
M 12	1.75	83.00	9.00 x 7.00	6H	**E355M12**	9.00	12.00	110.00	23.00	3	DIN 376
		3.267				*.354*	*.472*	*4.330*	*.905*		
M 14	2.00	81.00	11.00 x 9.00	6H	**E355M14**	11.00	14.00	110.00	25.00	3	DIN 376
		3.188				*.433*	*.551*	*4.330*	*.984*		
M 16	2.00	68.00	12.00 x 9.00	6H	**E355M16**	12.00	16.00	110.00	25.00	3	DIN 376
		2.677				*.472*	*.629*	*4.330*	*.984*		

O5 Q5 L253 PHD/PHDX L247 Q1 Q35

Macho de corte CoroTap™ 300 con estría helicoidal

Forma de rosca: métrica

THCHT	C
THBTP	0
ULDR	1.5
FHA	15°
CNSC	0
SUSTRATO	HSS-E-PM
RECUBRIMIENTO	SmoothTop

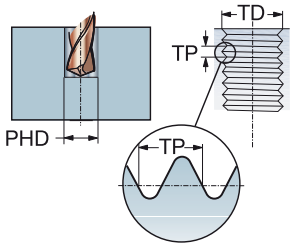

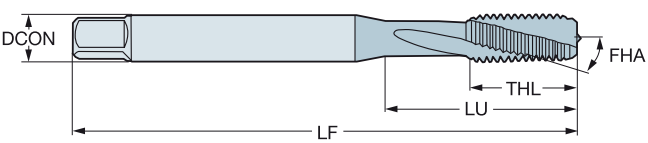

N

TDZ	TP	LU	CZC_{MS}	TCTR	Código de pedido	Dimensiones, mm, pulg. DCON	TD	LF	THL	NOF	BSG
M 3	0.50	18.00	3.50 x 2.70	6H	**E450M3**	3.50	3.00	56.00	9.00	3	DIN 371
		.708				*.138*	*.118*	*2.204*	*.354*		
M 4	0.70	21.00	4.50 x 3.40	6H	**E450M4**	4.50	4.00	63.00	12.00	3	DIN 371
		.826				*.177*	*.157*	*2.480*	*.472*		
M 5	0.80	25.00	6.00 x 4.90	6H	**E450M5**	6.00	5.00	70.00	13.00	3	DIN 371
		.984				*.236*	*.196*	*2.755*	*.511*		
M 6	1.00	30.00	6.00 x 4.90	6H	**E450M6**	6.00	6.00	80.00	15.00	3	DIN 371
		1.181				*.236*	*.236*	*3.149*	*.590*		
M 8	1.25	35.00	8.00 x 6.20	6H	**E450M8**	8.00	8.00	90.00	18.00	3	DIN 371
		1.377				*.315*	*.314*	*3.543*	*.708*		
M 10	1.50	39.00	10.00 x 8.00	6H	**E450M10**	10.00	10.00	100.00	20.00	3	DIN 371
		1.535				*.394*	*.393*	*3.937*	*.787*		

O5 Q5 L253 PHD/PHDX L247 Q1 Q35

Macho de corte CoroTap™ 300 con estría helicoidal

Forma de rosca: métrica

THCHT	C
THBTP	0
ULDR	1.5
FHA	15°
CNSC	0
SUSTRATO	HSS-E-PM
RECUBRIMIENTO	SmoothTop

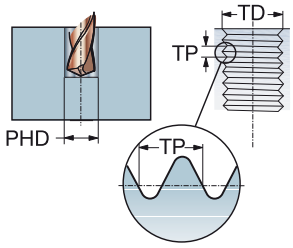

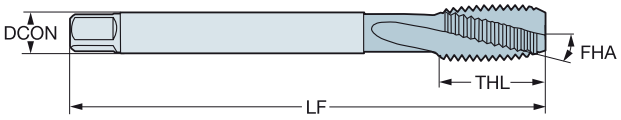

N

TDZ	TP	LU	CZC_{MS}	TCTR	Código de pedido	Dimensiones, mm, pulg. DCON	TD	LF	THL	NOF	BSG
M 12	1.75	83.00	9.00 x 7.00	6H	**E451M12**	9.00	12.00	110.00	23.00	3	DIN 376
		3.267				.354	.472	4.330	.905		
M 14	2.00	81.00	11.00 x 9.00	6H	**E451M14**	11.00	14.00	110.00	25.00	3	DIN 376
		3.188				.433	.551	4.330	.984		
M 16	2.00	68.00	12.00 x 9.00	6H	**E451M16**	12.00	16.00	110.00	25.00	3	DIN 376
		2.677				.472	.629	4.330	.984		

O5 Q5 L253 PHD/PHDX L247 Q1 Q35

Macho de corte CoroTap™ 300 con estría helicoidal

Forma de rosca: métrica

THCHT	C
THBTP	0
ULDR	2.5
FHA	35°
CNSC	0
SUSTRATO	HSS-E

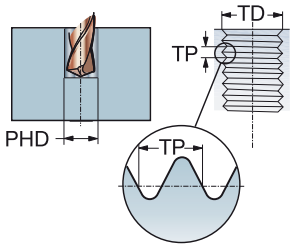

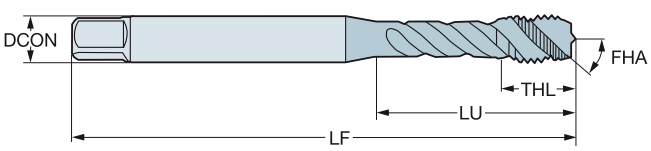

N

TDZ	TP	LU	CZC_{MS}	TCTR	Código de pedido	Dimensiones, mm, pulg. DCON	TD	LF	THL	NOF	BSG
M 3	0.50	18.00	3.50 x 2.70	6H	**E360M3**	3.50	3.00	56.00	9.00	2	DIN 371
		.708				*.138*	*.118*	*2.204*	*.354*		
M 4	0.70	21.00	4.50 x 3.40	6H	**E360M4**	4.50	4.00	63.00	12.00	2	DIN 371
		.826				*.177*	*.157*	*2.480*	*.472*		
M 5	0.80	25.00	6.00 x 4.90	6H	**E360M5**	6.00	5.00	70.00	13.00	2	DIN 371
		.984				*.236*	*.196*	*2.755*	*.511*		
M 6	1.00	30.00	6.00 x 4.90	6H	**E360M6**	6.00	6.00	80.00	15.00	2	DIN 371
		1.181				*.236*	*.236*	*3.149*	*.590*		
M 8	1.25	35.00	8.00 x 6.20	6H	**E360M8**	8.00	8.00	90.00	18.00	2	DIN 371
		1.377				*.315*	*.314*	*3.543*	*.708*		
M 10	1.50	39.00	10.00 x 8.00	6H	**E360M10**	10.00	10.00	100.00	20.00	2	DIN 371
		1.535				*.394*	*.393*	*3.937*	*.787*		

O5 Q5 L253 PHD/PHDX L247 Q1 Q35

SANDVIK Coromant

Macho de corte CoroTap™ 300 con estría helicoidal

Forma de rosca: métrica

THCHT	C
THBTP	0
ULDR	2.5
FHA	35°
CNSC	0
SUSTRATO	HSS-E

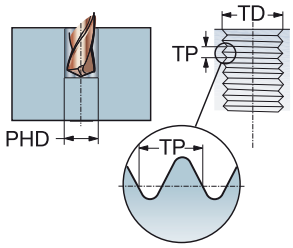

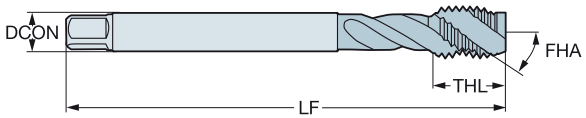

N

TDZ	TP	LU	CZC_{MS}	TCTR	Código de pedido	Dimensiones, mm, pulg. DCON	TD	LF	THL	NOF	BSG
M 12	1.75	83.00	9.00 x 7.00	6H	**E361M12**	9.00	12.00	110.00	23.00	3	DIN 376
		3.267				*.354*	*.472*	*4.330*	*.905*		
M 14	2.00	81.00	11.00 x 9.00	6H	**E361M14**	11.00	14.00	110.00	25.00	3	DIN 376
		3.188				*.433*	*.551*	*4.330*	*.984*		
M 16	2.00	68.00	12.00 x 9.00	6H	**E361M16**	12.00	16.00	110.00	25.00	3	DIN 376
		2.677				*.472*	*.629*	*4.330*	*.984*		
M 18	2.50	81.00	14.00 x 11.00	6H	**E361M18**	14.00	18.00	125.00	30.00	3	DIN 376
		3.188				*.551*	*.708*	*4.921*	*1.181*		
M 20	2.50	95.00	16.00 x 12.00	6H	**E361M20**	16.00	20.00	140.00	30.00	3	DIN 376
		3.740				*.630*	*.787*	*5.511*	*1.181*		

O5 Q5 L253 PHD/PHDX L247 Q1 Q35

Macho de corte CoroTap™ 300 con estría helicoidal

Forma de rosca: métrica

THCHT	C
THBTP	0
ULDR	1.5
FHA	15°
CNSC	0
SUSTRATO	HSS-E-PM

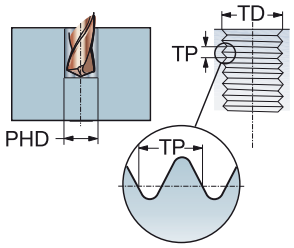

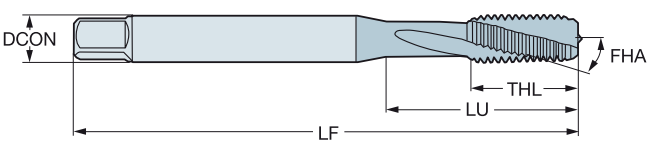

N

TDZ	TP	LU	CZC_{MS}	TCTR	Código de pedido	Dimensiones, mm, pulg. DCON	TD	LF	THL	NOF	BSG
M 3	0.50	15.88	.141 x .110	6H	**E866M3**	3.60	3.00	56.00	9.00	3	DIN/ANSI
		.625				*.141*	*.118*	*2.204*	*.354*		
M 4	0.70	16.58	.168 x .131	6H	**E866M4**	4.30	4.00	63.00	13.00	3	DIN/ANSI
		.652				*.168*	*.157*	*2.480*	*.511*		
M 5	0.80	21.42	.194 x .152	6H	**E866M5**	4.90	5.00	70.00	14.00	3	DIN/ANSI
		.843				*.194*	*.196*	*2.755*	*.551*		
M 6	1.00	25.59	.255 x .191	6H	**E866M6**	6.50	6.00	80.00	15.00	3	DIN/ANSI
		1.007				*.255*	*.236*	*3.149*	*.590*		
M 8	1.25	30.20	.318 x .238	6H	**E866M8**	8.10	8.00	90.00	18.00	3	DIN/ANSI
		1.189				*.318*	*.314*	*3.543*	*.708*		
M 10	1.50	32.80	.381 x .286	6H	**E866M10**	9.70	10.00	100.00	20.00	3	DIN/ANSI
		1.291				*.381*	*.393*	*3.937*	*.787*		
M 12	1.75	86.02	.367 x .275	6H	**E866M12**	9.30	12.00	110.00	23.00	3	DIN/ANSI
		3.386				*.367*	*.472*	*4.330*	*.905*		

O5 Q5 L253 PHD/PHDX L247 Q1 Q35

SANDVIK Coromant

Macho de corte CoroTap™ 300 con estría helicoidal

Forma de rosca: métrica

THCHT	C
THBTP	0
ULDR	1.5
FHA	15°
CNSC	0
SUSTRATO	HSS-E

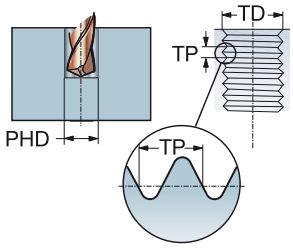

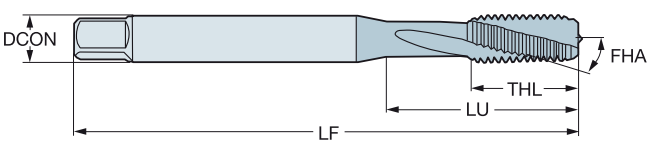

P N

TDZ	TP	LU	CZC_{MS}	TCTR	Código de pedido	Dimensiones, mm, pulg. DCON	TD	LF	THL	NOF	BSG
M 2	0.40	9.00	2.80 x 2.10	6H	**E207M2**	2.80	2.00	45.00	4.00	3	DIN 371
		.354				*.110*	*.078*	*1.771*	*.157*		
M 2.5	0.45	12.50	2.80 x 2.10	6H	**E207M2.5**	2.80	2.50	50.00	4.00	3	DIN 371
		.492				*.110*	*.098*	*1.968*	*.157*		
M 3	0.50	18.00	3.50 x 2.70	6H	**E207M3**	3.50	3.00	56.00	9.00	3	DIN 371
		.708				*.138*	*.118*	*2.204*	*.354*		
M 3.5	0.60	20.00	4.00 x 3.00	6H	**E207M3.5**	4.00	3.50	56.00	11.00	3	DIN 371
		.787				*.157*	*.137*	*2.204*	*.433*		
M 4	0.70	21.00	4.50 x 3.40	6H	**E207M4**	4.50	4.00	63.00	12.00	3	DIN 371
		.826				*.177*	*.157*	*2.480*	*.472*		
M 5	0.80	25.00	6.00 x 4.90	6H	**E207M5**	6.00	5.00	70.00	13.00	3	DIN 371
		.984				*.236*	*.196*	*2.755*	*.511*		
M 6	1.00	30.00	6.00 x 4.90	6H	**E207M6**	6.00	6.00	80.00	15.00	3	DIN 371
		1.181				*.236*	*.236*	*3.149*	*.590*		
M 7	1.00	30.00	7.00 x 5.50	6H	**E207M7**	7.00	7.00	80.00	15.00	3	DIN 371
		1.181				*.276*	*.275*	*3.149*	*.590*		
M 8	1.25	35.00	8.00 x 6.20	6H	**E207M8**	8.00	8.00	90.00	18.00	3	DIN 371
		1.377				*.315*	*.314*	*3.543*	*.708*		
M 10	1.50	39.00	10.00 x 8.00	6H	**E207M10**	10.00	10.00	100.00	20.10	3	DIN 371
		1.535				*.394*	*.393*	*3.937*	*.791*		

O5 Q5 L253 PHD/PHDX L247 Q1 Q35

Macho de corte CoroTap™ 300 con estría helicoidal

Forma de rosca: métrica

THCHT	C
THBTP	0
ULDR	1.5
FHA	15°
CNSC	0
SUSTRATO	HSS-E

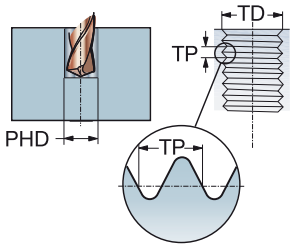

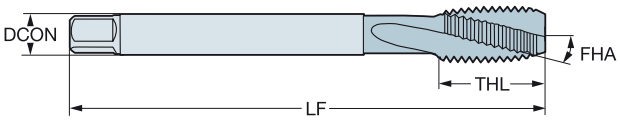

P N

TDZ	TP	LU	CZC_{MS}	TCTR	Código de pedido	Dimensiones, mm, pulg. DCON	TD	LF	THL	NOF	BSG
M 4	0.70	43.00	2.80 x 2.10	6H	**E258M4**	2.80	4.00	63.00	12.00	3	DIN 376
		1.692				*.110*	*.157*	*2.480*	*.472*		
M 5	0.80	49.00	3.50 x 2.70	6H	**E258M5**	3.50	5.00	70.00	13.00	3	DIN 376
		1.929				*.138*	*.196*	*2.755*	*.511*		
M 6	1.00	59.00	4.50 x 3.40	6H	**E258M6**	4.50	6.00	80.00	15.00	3	DIN 376
		2.322				*.177*	*.236*	*3.149*	*.590*		
M 8	1.25	67.00	6.00 x 4.90	6H	**E258M8**	6.00	8.00	90.00	18.00	3	DIN 376
		2.637				*.236*	*.314*	*3.543*	*.708*		
M 10	1.50	77.00	7.00 x 5.50	6H	**E258M10**	7.00	10.00	100.00	20.00	3	DIN 376
		3.031				*.276*	*.393*	*3.937*	*.787*		
M 12	1.75	83.00	9.00 x 7.00	6H	**E258M12**	9.00	12.00	110.00	23.00	3	DIN 376
		3.267				*.354*	*.472*	*4.330*	*.905*		
M 14	2.00	81.00	11.00 x 9.00	6H	**E258M14**	11.00	14.00	110.00	25.00	3	DIN 376
		3.188				*.433*	*.551*	*4.330*	*.984*		
M 16	2.00	68.00	12.00 x 9.00	6H	**E258M16**	12.00	16.00	110.00	25.00	3	DIN 376
		2.677				*.472*	*.629*	*4.330*	*.984*		
M 18	2.50	81.00	14.00 x 11.00	6H	**E258M18**	14.00	18.00	125.00	30.00	3	DIN 376
		3.188				*.551*	*.708*	*4.921*	*1.181*		
M 20	2.50	95.00	16.00 x 12.00	6H	**E258M20**	16.00	20.00	140.00	30.00	3	DIN 376
		3.740				*.630*	*.787*	*5.511*	*1.181*		
M 22	2.50	93.00	18.00 x 14.50	6H	**E258M22**	18.00	22.00	140.00	34.00	4	DIN 376
		3.661				*.709*	*.866*	*5.511*	*1.338*		
M 24	3.00	113.00	18.00 x 14.50	6H	**E258M24**	18.00	24.00	160.00	38.00	4	DIN 376
		4.448				*.709*	*.944*	*6.299*	*1.496*		
M 27	3.00	97.00	20.00 x 16.00	6H	**E258M27**	20.00	27.00	160.00	38.00	4	DIN 376
		3.818				*.787*	*1.062*	*6.299*	*1.496*		
M 30	3.50	115.00	22.00 x 18.00	6H	**E258M30**	22.00	30.00	180.00	45.00	4	DIN 376
		4.527				*.866*	*1.181*	*7.086*	*1.771*		
M 33	3.50	113.00	25.00 x 20.00	6H	**E258M33**	25.00	33.00	180.00	50.00	4	DIN 376
		4.448				*.984*	*1.299*	*7.086*	*1.968*		
M 36	4.00	131.00	28.00 x 22.00	6H	**E258M36**	28.00	36.00	200.00	55.00	4	DIN 376
		5.157				*1.102*	*1.417*	*7.874*	*2.165*		

O5 Q5 L253 PHD/PHDX L247 Q1 Q35

Macho de corte CoroTap™ 300 con estría helicoidal

Forma de rosca: métrica

THCHT	C
THBTP	0
ULDR	1.5
FHA	15°
CNSC	0
SUSTRATO	HSS-E
RECUBRIMIENTO	TiN

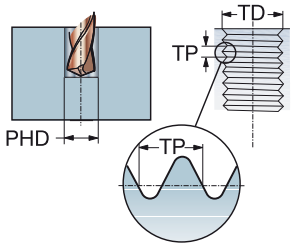

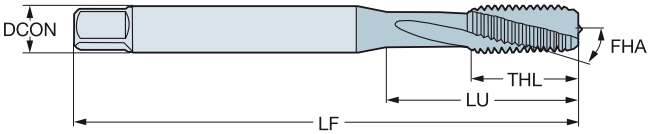

P N S

TDZ	TP	LU	CZC_{MS}	TCTR	Código de pedido	Dimensiones, mm, pulg. DCON	TD	LF	THL	NOF	BSG
M 3	0.50	18.00	3.50 x 2.70	6H	**E212M3**	3.50	3.00	56.00	9.00	3	DIN 371
		.708				*.138*	*.118*	*2.204*	*.354*		
M 4	0.70	21.00	4.50 x 3.40	6H	**E212M4**	4.50	4.00	63.00	11.00	3	DIN 371
		.826				*.177*	*.157*	*2.480*	*.433*		
M 5	0.80	25.00	6.00 x 4.90	6H	**E212M5**	6.00	5.00	70.00	13.00	3	DIN 371
		.984				*.236*	*.196*	*2.755*	*.511*		
M 6	1.00	30.00	6.00 x 4.90	6H	**E212M6**	6.00	6.00	80.00	15.00	3	DIN 371
		1.181				*.236*	*.236*	*3.149*	*.590*		
M 8	1.25	35.00	8.00 x 6.20	6H	**E212M8**	8.00	8.00	90.00	18.00	3	DIN 371
		1.377				*.315*	*.314*	*3.543*	*.708*		
M 10	1.50	39.00	10.00 x 8.00	6H	**E212M10**	10.00	10.00	100.00	20.00	3	DIN 371
		1.535				*.394*	*.393*	*3.937*	*.787*		

O5 Q5 L253 PHD/PHDX L247 Q1 Q35

Macho de corte CoroTap™ 300 con estría helicoidal

Forma de rosca: métrica

THCHT	C
THBTP	0
ULDR	1.5
FHA	15°
CNSC	0
SUSTRATO	HSS-E
RECUBRIMIENTO	TiN

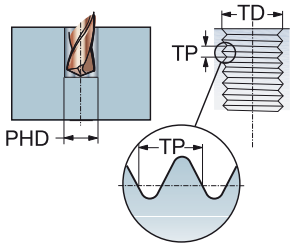

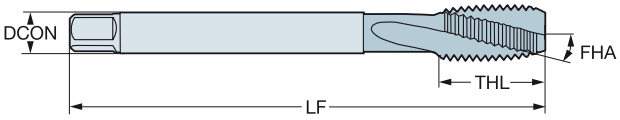

P N S

TDZ	TP	LU	CZC_{MS}	TCTR	Código de pedido	Dimensiones, mm, pulg. DCON	TD	LF	THL	NOF	BSG
M 12	1.75	83.00	9.00 x 7.00	6H	**E263M12**	9.00	12.00	110.00	23.00	3	DIN 376
		3.267				*.354*	*.472*	*4.330*	*.905*		
M 14	2.00	81.00	11.00 x 9.00	6H	**E263M14**	11.00	14.00	110.00	25.00	3	DIN 376
		3.188				*.433*	*.551*	*4.330*	*.984*		
M 16	2.00	68.00	12.00 x 9.00	6H	**E263M16**	12.00	16.00	110.00	25.00	3	DIN 376
		2.677				*.472*	*.629*	*4.330*	*.984*		
M 18	2.50	81.00	14.00 x 11.00	6H	**E263M18**	14.00	18.00	125.00	30.00	3	DIN 376
		3.188				*.551*	*.708*	*4.921*	*1.181*		
M 20	2.50	95.00	16.00 x 12.00	6H	**E263M20**	16.00	20.00	140.00	30.00	3	DIN 376
		3.740				*.630*	*.787*	*5.511*	*1.181*		
M 22	2.50	93.00	18.00 x 14.50	6H	**E263M22**	18.00	22.00	140.00	34.00	4	DIN 376
		3.661				*.709*	*.866*	*5.511*	*1.338*		
M 24	3.00	113.00	18.00 x 14.50	6H	**E263M24**	18.00	24.00	160.00	38.00	4	DIN 376
		4.448				*.709*	*.944*	*6.299*	*1.496*		
M 27	3.00	97.00	20.00 x 16.00	6H	**E263M27**	20.00	27.00	160.00	38.00	4	DIN 376
		3.818				*.787*	*1.062*	*6.299*	*1.496*		
M 30	3.50	115.00	22.00 x 18.00	6H	**E263M30**	22.00	30.00	180.00	45.00	4	DIN 376
		4.527				*.866*	*1.181*	*7.086*	*1.771*		
M 33	3.50	113.00	25.00 x 20.00	6H	**E263M33**	25.00	33.00	180.00	50.00	4	DIN 376
		4.448				*.984*	*1.299*	*7.086*	*1.968*		
M 36	4.00	131.00	28.00 x 22.00	6H	**E263M36**	28.00	36.00	200.00	55.00	4	DIN 376
		5.157				*1.102*	*1.417*	*7.874*	*2.165*		

O5 Q5 L253 PHD/PHDX L247 Q1 Q35

SANDVIK Coromant

Macho de corte CoroTap™ 300 con estría helicoidal

Forma de rosca: métrica

THCHT	C
THBTP	1
ULDR	2.0
FHA	40°
CNSC	0
SUSTRATO	HSS-E

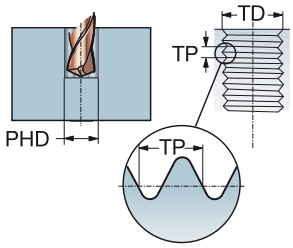

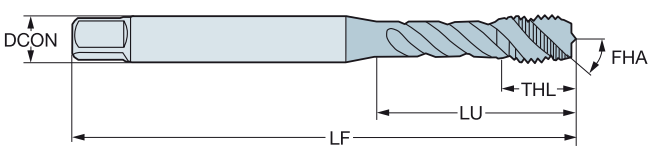

P N

TDZ	TP	LU	CZC_{MS}	TCTR	Código de pedido	Dimensiones, mm, pulg. DCON	TD	LF	THL	NOF	BSG
M 3	0.50	18.00	3.50 x 2.70	6H	**E195M3**	3.50	3.00	56.00	5.90	3	DIN 371
		.708				*.138*	*.118*	*2.204*	*.232*		
M 4	0.70	21.00	4.50 x 3.40	6H	**E195M4**	4.50	4.00	63.00	6.70	3	DIN 371
		.826				*.177*	*.157*	*2.480*	*.263*		
M 5	0.80	25.00	6.00 x 4.90	6H	**E195M5**	6.00	5.00	70.00	7.70	3	DIN 371
		.984				*.236*	*.196*	*2.755*	*.303*		
M 6	1.00	30.00	6.00 x 4.90	6H	**E195M6**	6.00	6.00	80.00	10.00	3	DIN 371
		1.181				*.236*	*.236*	*3.149*	*.393*		
M 8	1.25	35.00	8.00 x 6.20	6H	**E195M8**	8.00	8.00	90.00	11.60	3	DIN 371
		1.377				*.315*	*.314*	*3.543*	*.456*		
M 10	1.50	39.00	10.00 x 8.00	6H	**E195M10**	10.00	10.00	100.00	15.10	3	DIN 371
		1.535				*.394*	*.393*	*3.937*	*.594*		

O5 Q5 L253 PHD/PHDX L247 Q1 Q35

Macho de corte CoroTap™ 300 con estría helicoidal

Forma de rosca: métrica

THCHT	C
THBTP	1
ULDR	2.0
FHA	40°
CNSC	0
SUSTRATO	HSS-E

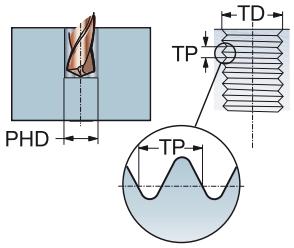

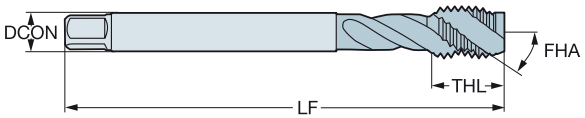

P N

TDZ	TP	LU	CZC_{MS}	TCTR	Código de pedido	Dimensiones, mm, pulg. DCON	TD	LF	THL	NOF	BSG
M 12	1.75	83.00	9.00 x 7.00	6H	**E245M12**	9.00	12.00	110.00	16.00	3	DIN 376
		3.267				*.354*	*.472*	*4.330*	*.629*		
M 14	2.00	81.00	11.00 x 9.00	6H	**E245M14**	11.00	14.00	110.00	20.00	3	DIN 376
		3.188				*.433*	*.551*	*4.330*	*.787*		
M 16	2.00	68.00	12.00 x 9.00	6H	**E245M16**	12.00	16.00	110.00	20.00	3	DIN 376
		2.677				*.472*	*.629*	*4.330*	*.787*		
M 18	2.50	81.00	14.00 x 11.00	6H	**E245M18**	14.00	18.00	125.00	25.00	4	DIN 376
		3.188				*.551*	*.708*	*4.921*	*.984*		
M 20	2.50	95.00	16.00 x 12.00	6H	**E245M20**	16.00	20.00	140.00	25.00	4	DIN 376
		3.740				*.630*	*.787*	*5.511*	*.984*		
M 22	2.50	93.00	18.00 x 14.50	6H	**E245M22**	18.00	22.00	140.00	21.50	4	DIN 376
		3.661				*.709*	*.866*	*5.511*	*.846*		
M 24	3.00	113.00	18.00 x 14.50	6H	**E245M24**	18.00	24.00	160.00	25.50	4	DIN 376
		4.448				*.709*	*.944*	*6.299*	*1.003*		
M 30	3.50	115.00	22.00 x 18.00	6H	**E245M30**	22.00	30.00	180.00	31.00	4	DIN 376
		4.527				*.866*	*1.181*	*7.086*	*1.220*		

O5 Q5 L253 PHD/PHDX L247 Q1 Q35

Macho de corte CoroTap™ 300 con estría helicoidal

Forma de rosca: métrica

THCHT	C
THBTP	0
ULDR	2.5
TCTR	6H
FHA	45°
CNSC	0

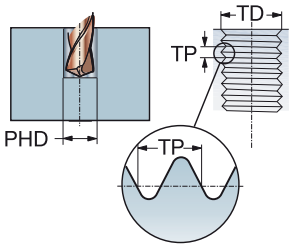

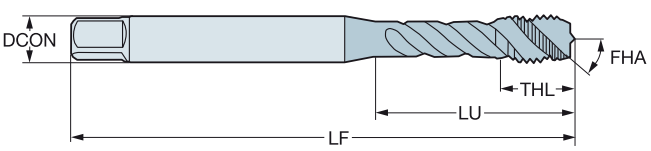

					P						M				K				N				S				Dimensiones, mm, pulg.					
TDZ	TP	LU	CZC_{MS}	Código de pedido	B110	B145	B150	C110	C145	C150	B110	B145	C110	C145	B110	B145	C110	C145	B110	B150	C110	C150	B110	B150	C110	C150	DCON	TD	LF	THL	NOF	BSG
M 2	0.40	9.00	2.80 x 2.10	T300-XM100DA-M2				☆	☆	☆			☆	☆			☆	☆			☆	☆			☆	☆	2.80	2.00	45.00	4.00	3	DIN 371
		.354																									*.110*	*.078*	*1.771*	*.157*		
M 2.5	0.45	12.50	2.80 x 2.10	T300-XM100DA-M2.5				☆	☆	☆			☆	☆			☆	☆			☆	☆			☆	☆	2.80	2.50	50.00	4.00	3	DIN 371
		.492																									*.110*	*.098*	*1.968*	*.157*		
M 3	0.50	18.00	3.50 x 2.70	T300-XM100DA-M3				☆	☆	☆			☆	☆			☆	☆			☆	☆			☆	☆	3.50	3.00	56.00	5.90	3	DIN 371
		.708																									*.138*	*.118*	*2.204*	*.232*		
M 3.5	0.60	20.00	4.00 x 3.00	T300-XM100DA-M3.5				☆	☆	☆			☆	☆			☆	☆			☆	☆			☆	☆	4.00	3.50	56.00	6.30	3	DIN 371
		.787																									*.157*	*.137*	*2.204*	*.248*		
M 4	0.70	21.00	4.50 x 3.40	T300-XM100DA-M4				☆	☆	☆			☆	☆			☆	☆			☆	☆			☆	☆	4.50	4.00	63.00	6.70	3	DIN 371
		.826																									*.177*	*.157*	*2.480*	*.263*		
M 5	0.80	21.00	6.00 x 4.90	T300-XM100DA-M5				☆	☆	☆			☆	☆			☆	☆			☆	☆			☆	☆	6.00	5.00	70.00	7.70	3	DIN 371
		.826																									*.236*	*.196*	*2.755*	*.303*		
M 6	1.00	31.00	6.00 x 4.90	T300-XM100DA-M6				☆	☆	☆			☆	☆			☆	☆			☆	☆			☆	☆	6.00	6.00	80.00	10.00	3	DIN 371
		1.220																									*.236*	*.236*	*3.149*	*.393*		
M 7	1.00	31.00	7.00 x 5.50	T300-XM100DA-M7				☆	☆	☆			☆	☆			☆	☆			☆	☆			☆	☆	7.00	7.00	80.00	10.00	3	DIN 371
		1.220																									*.276*	*.275*	*3.149*	*.393*		
M 8	1.25	35.00	8.00 x 6.20	T300-XM100DA-M8				☆	☆	☆			☆	☆			☆	☆			☆	☆			☆	☆	8.00	8.00	90.00	11.60	3	DIN 371
		1.377																									*.315*	*.314*	*3.543*	*.456*		
M 10	1.50	39.00	10.00 x 8.00	T300-XM100DA-M10				☆	☆	☆			☆	☆			☆	☆			☆	☆			☆	☆	10.00	10.00	100.00	15.10	3	DIN 371
		1.535																									*.394*	*.393*	*3.937*	*.594*		
M 6	1.00	59.00	4.50 x 3.40	T300-XM101DA-M6				☆	☆	☆			☆	☆			☆	☆			☆	☆			☆	☆	4.50	6.00	80.00	10.00	3	DIN 376
		2.322																									*.177*	*.236*	*3.149*	*.393*		
M 8	1.25	67.00	6.00 x 4.90	T300-XM101DA-M8				☆	☆	☆			☆	☆			☆	☆			☆	☆			☆	☆	6.00	8.00	90.00	12.00	3	DIN 376
		2.637																									*.236*	*.314*	*3.543*	*.472*		
M 10	1.50	77.00	7.00 x 5.50	T300-XM101DA-M10				☆	☆	☆			☆	☆			☆	☆			☆	☆			☆	☆	7.00	10.00	100.00	15.00	3	DIN 376
		3.031																									*.276*	*.393*	*3.937*	*.590*		
M 12	1.75	83.00	9.00 x 7.00	T300-XM101DA-M12				☆	☆	☆			☆	☆			☆	☆			☆	☆			☆	☆	9.00	12.00	110.00	16.00	3	DIN 376
		3.267																									*.354*	*.472*	*4.330*	*.629*		
M 14	2.00	81.00	11.00 x 9.00	T300-XM101DA-M14				☆	☆	☆			☆	☆			☆	☆			☆	☆			☆	☆	11.00	14.00	110.00	20.00	3	DIN 376
		3.188																									*.433*	*.551*	*4.330*	*.787*		
M 16	2.00	68.00	12.00 x 9.00	T300-XM101DA-M16				☆	☆	☆			☆	☆			☆	☆			☆	☆			☆	☆	12.00	16.00	110.00	20.00	4	DIN 376
		2.677																									*.472*	*.629*	*4.330*	*.787*		
M 18	2.50	81.00	14.00 x 11.00	T300-XM101DA-M18	☆	☆	☆				☆	☆			☆	☆			☆	☆			☆	☆			14.00	18.00	125.00	25.00	4	DIN 376
		3.188																									*.551*	*.708*	*4.921*	*.984*		
M 20	2.50	95.00	16.00 x 12.00	T300-XM101DA-M20	☆	☆	☆				☆	☆			☆	☆			☆	☆			☆	☆			16.00	20.00	140.00	25.00	4	DIN 376
		3.740																									*.630*	*.787*	*5.511*	*.984*		
M 22	2.50	93.00	18.00 x 14.50	T300-XM101DA-M22	☆	☆	☆				☆	☆			☆	☆			☆	☆			☆	☆			18.00	22.00	140.00	25.00	4	DIN 376
		3.661																									*.709*	*.866*	*5.511*	*.984*		
M 24	3.00	113.00	18.00 x 14.50	T300-XM101DA-M24	☆	☆	☆				☆	☆			☆	☆			☆	☆			☆	☆			18.00	24.00	160.00	30.00	4	DIN 376
		4.448																									*.709*	*.944*	*6.299*	*1.181*		
M 27	3.00	97.00	20.00 x 16.00	T300-XM101DA-M27	☆	☆	☆				☆	☆			☆	☆			☆	☆			☆	☆			20.00	27.00	160.00	30.00	4	DIN 376
		3.818																									*.787*	*1.062*	*6.299*	*1.181*		
M 30	3.50	115.00	22.00 x 18.00	T300-XM101DA-M30	☆	☆	☆				☆	☆			☆	☆			☆	☆			☆	☆			22.00	30.00	180.00	36.00	4	DIN 376
		4.527																									*.866*	*1.181*	*7.086*	*1.417*		

O5 Q5 L253 PHD/PHDX L247 Q1 Q35 Q34

Macho de corte CoroTap™ 300 con estría helicoidal

Forma de rosca: métrica

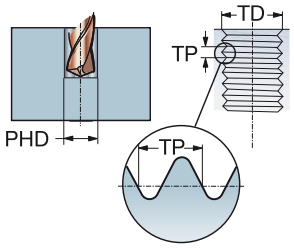

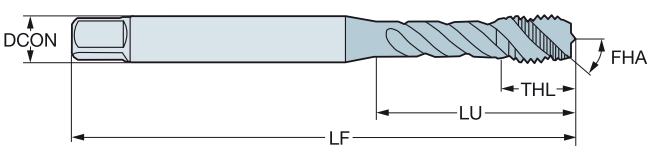

THCHT	C
THBTP	0
ULDR	2.5
TCTR	6H
FHA	45°
CNSC	0

TDZ	TP	LU	CZC_{MS}	Código de pedido	P						M				K				N				S				Dimensiones, mm, pulg.					
					B110	B145	B150	C110	C145	C150	B110	B145	C110	C145	B110	B145	C110	C145	B110	B150	C110	C150	B110	B150	C110	C150	DCON	TD	LF	THL	NOF	BSG
M 33	3.50	113.00	25.00 x 20.00	T300-XM101DA-M33	☆	☆	☆				☆	☆			☆	☆			☆	☆			☆	☆			25.00	33.00	180.00	36.00	4	DIN 376
		4.448																									*.984*	*1.299*	*7.086*	*1.417*		
M 36	4.00	131.00	28.00 x 22.00	T300-XM101DA-M36	☆	☆	☆				☆	☆			☆	☆			☆	☆			☆	☆			28.00	36.00	200.00	40.00	4	DIN 376
		5.157																									*1.102*	*1.417*	*7.874*	*1.574*		
M 39	4.00	102.00	32.00 x 24.00	T300-XM101DA-M39		☆	☆					☆				☆				☆				☆			32.00	39.00	200.00	40.00	4	DIN 376
		4.015																									*1.260*	*1.535*	*7.874*	*1.574*		
M 42	4.50	102.00	32.00 x 24.00	T300-XM101DA-M42		☆	☆					☆				☆				☆				☆			32.00	42.00	200.00	45.00	4	DIN 376
		4.015																									*1.260*	*1.653*	*7.874*	*1.771*		
M 48	5.00	147.00	36.00 x 29.00	T300-XM101DA-M48		☆	☆					☆				☆				☆				☆			36.00	48.00	250.00	50.00	4	DIN 376
		5.787																									*1.417*	*1.889*	*9.842*	*1.968*		
M 52	5.00	120.00	40.00 x 32.00	T300-XM101DA-M52		☆	☆					☆				☆				☆				☆			40.00	52.00	250.00	50.00	5	DIN 376
		4.724																									*1.575*	*2.047*	*9.842*	*1.968*		
M 56	5.50	120.00	40.00 x 32.00	T300-XM101DA-M56		☆	☆					☆				☆				☆				☆			40.00	56.00	250.00	55.00	5	DIN 376
		4.724																									*1.575*	*2.204*	*9.842*	*2.165*		
M 64	6.00	178.00	50.00 x 39.00	T300-XM101DA-M64		☆	☆					☆				☆				☆				☆			50.00	64.00	315.00	60.00	6	DIN 376
		7.007																									*1.969*	*2.519*	*12.401*	*2.362*		

O5 Q5 L253 PHD/PHDX L247 Q1 Q35 Q34

Macho de corte CoroTap™ 300 con estría helicoidal

Forma de rosca: métrica

THCHT	E
THBTP	0
ULDR	2.5
TCTR	6H
FHA	45°
CNSC	0

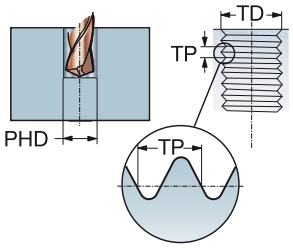

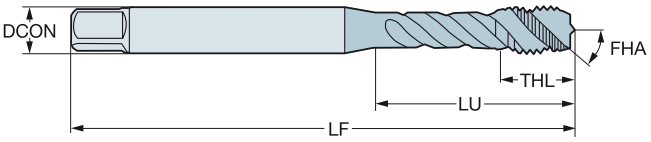

TDZ	TP	LU	CZC_{MS}	Código de pedido	P						M				K				N				S				Dimensiones, mm, pulg.					
					B110	B145	B150	C110	C145	C150	B110	B145	C110	C145	B110	B145	C110	C145	B110	B150	C110	C150	B110	B150	C110	C150	DCON	TD	LF	THL	NOF	BSG
M 3	0.50	18.00	3.50 x 2.70	T300-XM102DA-M3				☆	☆	☆			☆	☆			☆	☆			☆	☆			☆	☆	3.50	3.00	56.00	5.90	3	DIN 371
		.708																									*.138*	*.118*	*2.204*	*.232*		
M 4	0.70	21.00	4.50 x 3.40	T300-XM102DA-M4				☆	☆	☆			☆	☆			☆	☆			☆	☆			☆	☆	4.50	4.00	63.00	6.70	3	DIN 371
		.826																									*.177*	*.157*	*2.480*	*.263*		
M 5	0.80	21.00	6.00 x 4.90	T300-XM102DA-M5				☆	☆	☆			☆	☆			☆	☆			☆	☆			☆	☆	6.00	5.00	70.00	7.70	3	DIN 371
		.826																									*.236*	*.196*	*2.755*	*.303*		
M 6	1.00	31.00	6.00 x 4.90	T300-XM102DA-M6				☆	☆	☆			☆	☆			☆	☆			☆	☆			☆	☆	6.00	6.00	80.00	10.00	3	DIN 371
		1.220																									*.236*	*.236*	*3.149*	*.393*		
M 8	1.25	35.00	8.00 x 6.20	T300-XM102DA-M8				☆	☆	☆			☆	☆			☆	☆			☆	☆			☆	☆	8.00	8.00	90.00	11.60	3	DIN 371
		1.377																									*.315*	*.314*	*3.543*	*.456*		
M 10	1.50	39.00	10.00 x 8.00	T300-XM102DA-M10				☆	☆	☆			☆	☆			☆	☆			☆	☆			☆	☆	10.00	10.00	100.00	15.10	3	DIN 371
		1.535																									*.394*	*.393*	*3.937*	*.594*		
M 12	1.75	83.00	9.00 x 7.00	T300-XM103DA-M12				☆	☆	☆			☆	☆			☆	☆			☆	☆			☆	☆	9.00	12.00	110.00	16.00	3	DIN 376
		3.267																									*.354*	*.472*	*4.330*	*.629*		
M 14	2.00	81.00	11.00 x 9.00	T300-XM103DA-M14				☆	☆	☆			☆	☆			☆	☆			☆	☆			☆	☆	11.00	14.00	110.00	20.00	3	DIN 376
		3.188																									*.433*	*.551*	*4.330*	*.787*		
M 16	2.00	68.00	12.00 x 9.00	T300-XM103DA-M16				☆	☆	☆			☆	☆			☆	☆			☆	☆			☆	☆	12.00	16.00	110.00	20.00	4	DIN 376
		2.677																									*.472*	*.629*	*4.330*	*.787*		
M 20	2.50	95.00	16.00 x 12.00	T300-XM103DA-M20	☆	☆	☆				☆	☆			☆	☆			☆	☆			☆	☆			16.00	20.00	140.00	25.00	4	DIN 376
		3.740																									*.630*	*.787*	*5.511*	*.984*		

O5 Q5 L253 PHD/PHDX L247 Q1 Q35 Q34

Macho de corte CoroTap™ 300 con estría helicoidal

Forma de rosca: métrica

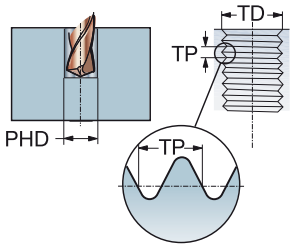

THCHT	C
THBTP	0
ULDR	2.5
TCTR	6G
FHA	45°
CNSC	0

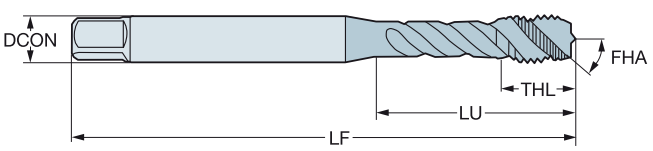

TDZ	TP	LU	CZC_{MS}	Código de pedido	P						M				K				N				S				Dimensiones, mm, pulg.					
					B110	B145	B150	C110	C145	C150	B110	B145	C110	C145	B110	B145	C110	C145	B110	B150	C110	C150	B110	B150	C110	C150	DCON	TD	LF	THL	NOF	BSG
M 3	0.50	18.00	3.50 x 2.70	T300-XM104DA-M3				☆	☆	☆			☆	☆			☆	☆			☆	☆			☆	☆	3.50	3.00	56.00	5.90	3	DIN 371
		.708																									*.138*	*.118*	*2.204*	*.232*		
M 4	0.70	21.00	4.50 x 3.40	T300-XM104DA-M4				☆	☆	☆			☆	☆			☆	☆			☆	☆			☆	☆	4.50	4.00	63.00	6.70	3	DIN 371
		.826																									*.177*	*.157*	*2.480*	*.263*		
M 5	0.80	25.00	6.00 x 4.90	T300-XM104DA-M5				☆	☆	☆			☆	☆			☆	☆			☆	☆			☆	☆	6.00	5.00	70.00	7.70	3	DIN 371
		.984																									*.236*	*.196*	*2.755*	*.303*		
M 6	1.00	31.00	6.00 x 4.90	T300-XM104DA-M6				☆	☆	☆			☆	☆			☆	☆			☆	☆			☆	☆	6.00	6.00	80.00	10.00	3	DIN 371
		1.220																									*.236*	*.236*	*3.149*	*.393*		
M 8	1.25	35.00	8.00 x 6.20	T300-XM104DA-M8				☆	☆	☆			☆	☆			☆	☆			☆	☆			☆	☆	8.00	8.00	90.00	12.00	3	DIN 371
		1.377																									*.315*	*.314*	*3.543*	*.472*		
M 10	1.50	39.00	10.00 x 8.00	T300-XM104DA-M10				☆	☆	☆			☆	☆			☆	☆			☆	☆			☆	☆	10.00	10.00	100.00	15.10	3	DIN 371
		1.535																									*.394*	*.393*	*3.937*	*.594*		
M 12	1.75	83.00	9.00 x 7.00	T300-XM105DA-M12				☆	☆	☆			☆	☆			☆	☆			☆	☆			☆	☆	9.00	12.00	110.00	16.00	3	DIN 376
		3.267																									*.354*	*.472*	*4.330*	*.629*		
M 14	2.00	81.00	11.00 x 9.00	T300-XM105DA-M14				☆	☆	☆			☆	☆			☆	☆			☆	☆			☆	☆	11.00	14.00	110.00	20.00	3	DIN 376
		3.188																									*.433*	*.551*	*4.330*	*.787*		
M 16	2.00	68.00	12.00 x 9.00	T300-XM105DA-M16				☆	☆	☆			☆	☆			☆	☆			☆	☆			☆	☆	12.00	16.00	110.00	20.00	4	DIN 376
		2.677																									*.472*	*.629*	*4.330*	*.787*		
M 20	2.50	95.00	16.00 x 12.00	T300-XM105DA-M20	☆	☆	☆				☆	☆			☆	☆			☆	☆			☆	☆			16.00	20.00	140.00	25.00	4	DIN 376
		3.740																									*.630*	*.787*	*5.511*	*.984*		

O5 Q5 L253 PHD/PHDX L247 Q1 Q35 Q34

Macho de corte CoroTap™ 300 con estría helicoidal

Forma de rosca: métrica

THCHT	C
THBTP	0
ULDR	3.0
FHA	45°
CNSC	0
SUSTRATO	HSS-E
RECUBRIMIENTO	CoolTop

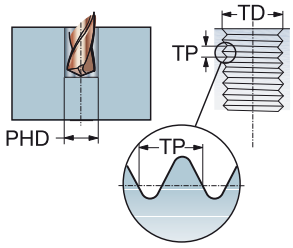

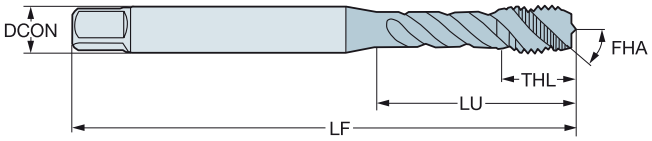

P M K N S

TDZ	TP	LU	CZC_{MS}	TCTR	Código de pedido	Dimensiones, mm, pulg. DCON	TD	LF	THL	NOF	BSG
M 3	0.50	18.00	3.50 x 2.70	6H	**E615M3**	3.50	3.00	112.00	6.00	3	DIN 371
		.708				*.138*	*.118*	*4.409*	*.236*		
M 4	0.70	21.00	4.50 x 3.40	6H	**E615M4**	4.50	4.00	112.00	7.00	3	DIN 371
		.826				*.177*	*.157*	*4.409*	*.275*		
M 5	0.80	25.00	6.00 x 4.90	6H	**E615M5**	6.00	5.00	125.00	8.00	3	DIN 371
		.984				*.236*	*.196*	*4.921*	*.314*		
M 6	1.00	30.00	6.00 x 4.90	6H	**E615M6**	6.00	6.00	125.00	10.00	3	DIN 371
		1.181				*.236*	*.236*	*4.921*	*.393*		
M 8	1.25	40.00	8.00 x 6.20	6H	**E615M8**	8.00	8.00	140.00	13.00	3	DIN 371
		1.574				*.315*	*.314*	*5.511*	*.511*		
M 10	1.50	50.00	10.00 x 8.00	6H	**E615M10**	10.00	10.00	160.00	15.00	3	DIN 371
		1.968				*.394*	*.393*	*6.299*	*.590*		
M 12	1.75	153.00	9.00 x 7.00	6H	**E615M12**	9.00	12.00	180.00	16.00	3	DIN 376
		6.023				*.354*	*.472*	*7.086*	*.629*		
M 14	2.00	151.00	11.00 x 9.00	6H	**E615M14**	11.00	14.00	180.00	20.00	3	DIN 376
		5.944				*.433*	*.551*	*7.086*	*.787*		
M 16	2.00	158.00	12.00 x 9.00	6H	**E615M16**	12.00	16.00	200.00	20.00	3	DIN 376
		6.220				*.472*	*.629*	*7.874*	*.787*		
M 20	2.50	179.00	16.00 x 12.00	6H	**E615M20**	16.00	20.00	224.00	25.00	4	DIN 376
		7.047				*.630*	*.787*	*8.818*	*.984*		

O5 L253 PHD/PHDX L247 Q1 Q35

Macho de corte CoroTap™ 300 con estría helicoidal

Forma de rosca: métrica

THCHT	C
THBTP	0
ULDR	2.5
FHA	45°
CNSC	0
RECUBRIMIENTO	HSS-PM

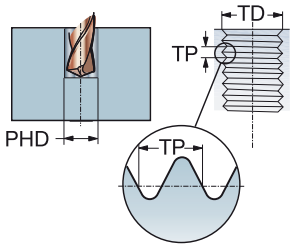

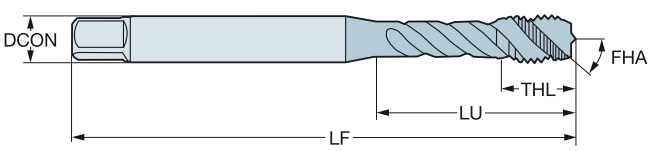

P N S

						Dimensiones, mm, pulg.					
TDZ	TP	LU	CZC_{MS}	TCTR	**Código de pedido**	DCON	TD	LF	THL	NOF	BSG
M 2	0.40	8.00	2.50 x 2.00	6H	**E002M2**	2.50	2.00	41.00	8.00	2	ISO 529
		.314				*.098*	*.078*	*1.614*	*.314*		
M 2.5	0.45	9.50	2.80 x 2.24	6H	**E002M2.5**	2.80	2.50	44.50	9.50	2	ISO 529
		.374				*.110*	*.098*	*1.751*	*.374*		
M 3	0.50	12.50	3.15 x 2.50	6H	**E002M3**	3.20	3.00	48.00	5.90	3	ISO 529
		.492				*.124*	*.118*	*1.889*	*.232*		
M 3.5	0.60	17.50	3.55 x 2.80	6H	**E002M3.5**	3.60	3.50	50.00	17.50	3	ISO 529
		.688				*.140*	*.137*	*1.968*	*.688*		
M 4	0.70	19.00	4.00 x 3.15	6H	**E002M4**	4.00	4.00	53.00	6.70	3	ISO 529
		.748				*.157*	*.157*	*2.086*	*.263*		
M 5	0.80	22.00	5.00 x 4.00	6H	**E002M5**	5.00	5.00	58.00	7.70	3	ISO 529
		.866				*.197*	*.196*	*2.283*	*.303*		
M 6	1.00	27.00	6.30 x 5.00	6H	**E002M6**	6.30	6.00	66.00	10.00	3	ISO 529
		1.062				*.248*	*.236*	*2.598*	*.393*		
M 7	1.00	26.00	7.10 x 5.60	6H	**E002M7**	7.10	7.00	66.00	13.00	3	ISO 529
		1.023				*.280*	*.275*	*2.598*	*.511*		
M 8	1.25	31.00	8.00 x 6.30	6H	**E002M8**	8.00	8.00	72.00	11.60	3	ISO 529
		1.220				*.315*	*.314*	*2.834*	*.456*		
M 10	1.50	35.00	10.00 x 8.00	6H	**E002M10**	10.00	10.00	80.00	15.10	3	ISO 529
		1.377				*.394*	*.393*	*3.149*	*.594*		
M 12	1.75	62.00	9.00 x 7.10	6H	**E002M12**	9.00	12.00	89.00	16.00	3	ISO 529
		2.440				*.354*	*.472*	*3.503*	*.629*		
M 14	2.00	66.00	11.20 x 9.00	6H	**E002M14**	11.20	14.00	95.00	18.00	3	ISO 529
		2.598				*.441*	*.551*	*3.740*	*.708*		
M 16	2.00	59.00	12.50 x 10.00	6H	**E002M16**	12.50	16.00	102.00	18.00	4	ISO 529
		2.322				*.492*	*.629*	*4.015*	*.708*		
M 18	2.50	68.00	14.00 x 11.20	6H	**E002M18**	14.00	18.00	112.00	29.50	4	ISO 529
		2.677				*.551*	*.708*	*4.409*	*1.161*		
M 20	2.50	68.00	14.00 x 11.20	6H	**E002M20**	14.00	20.00	112.00	22.50	4	ISO 529
		2.677				*.551*	*.787*	*4.409*	*.885*		
M 22	2.50	72.00	16.00 x 12.50	6H	**E002M22**	16.00	22.00	118.00	29.50	4	ISO 529
		2.834				*.630*	*.866*	*4.645*	*1.161*		
M 24	3.00	82.00	18.00 x 14.00	6H	**E002M24**	18.00	24.00	130.00	35.50	4	ISO 529
		3.228				*.709*	*.944*	*5.118*	*1.397*		

O5 Q5 L253 PHD/PHDX L247 Q1 Q35

Macho de corte CoroTap™ 300 con estría helicoidal

Forma de rosca: métrica

THCHT	C
THBTP	0
ULDR	2.5
FHA	45°
CNSC	0
SUSTRATO	HSS-PM
RECUBRIMIENTO	ST

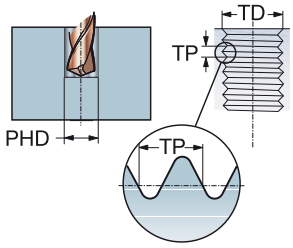

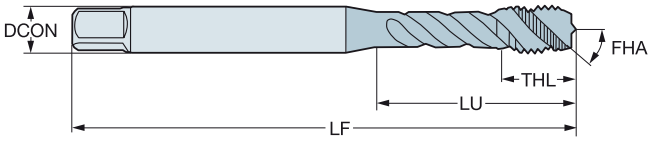

P M

TDZ	TP	LU	CZC_{MS}	TCTR	Código de pedido	Dimensiones, mm, pulg. DCON	TD	LF	THL	NOF	BSG
M 2	0.40	8.00	2.50 x 2.00	6H	**E003M2**	2.50	2.00	41.00	8.00	2	ISO 529
		.314				*.098*	*.078*	*1.614*	*.314*		
M 2.5	0.45	9.50	2.80 x 2.24	6H	**E003M2.5**	2.80	2.50	44.50	9.50	2	ISO 529
		.374				*.110*	*.098*	*1.751*	*.374*		
M 3	0.50	12.50	3.15 x 2.50	6H	**E003M3**	3.20	3.00	48.00	5.90	3	ISO 529
		.492				*.124*	*.118*	*1.889*	*.232*		
M 3.5	0.60	17.50	3.55 x 2.80	6H	**E003M3.5**	3.60	3.50	50.00	17.50	3	ISO 529
		.688				*.140*	*.137*	*1.968*	*.688*		
M 4	0.70	19.00	4.00 x 3.15	6H	**E003M4**	4.00	4.00	53.00	6.70	3	ISO 529
		.748				*.157*	*.157*	*2.086*	*.263*		
M 5	0.80	22.00	5.00 x 4.00	6H	**E003M5**	5.00	5.00	58.00	7.70	3	ISO 529
		.866				*.197*	*.196*	*2.283*	*.303*		
M 6	1.00	27.00	6.30 x 5.00	6H	**E003M6**	6.30	6.00	66.00	10.00	3	ISO 529
		1.062				*.248*	*.236*	*2.598*	*.393*		
M 7	1.00	26.00	7.10 x 5.60	6H	**E003M7**	7.10	7.00	66.00	13.00	3	ISO 529
		1.023				*.280*	*.275*	*2.598*	*.511*		
M 8	1.25	31.00	8.00 x 6.30	6H	**E003M8**	8.00	8.00	72.00	11.60	3	ISO 529
		1.220				*.315*	*.314*	*2.834*	*.456*		
M 10	1.50	35.00	10.00 x 8.00	6H	**E003M10**	10.00	10.00	80.00	15.10	3	ISO 529
		1.377				*.394*	*.393*	*3.149*	*.594*		
M 12	1.75	62.00	9.00 x 7.10	6H	**E003M12**	9.00	12.00	89.00	16.00	3	ISO 529
		2.440				*.354*	*.472*	*3.503*	*.629*		
M 14	2.00	66.00	11.20 x 9.00	6H	**E003M14**	11.20	14.00	95.00	18.00	3	ISO 529
		2.598				*.441*	*.551*	*3.740*	*.708*		
M 16	2.00	59.00	12.50 x 10.00	6H	**E003M16**	12.50	16.00	102.00	18.00	4	ISO 529
		2.322				*.492*	*.629*	*4.015*	*.708*		
M 18	2.50	68.00	14.00 x 11.20	6H	**E003M18**	14.00	18.00	112.00	29.50	4	ISO 529
		2.677				*.551*	*.708*	*4.409*	*1.161*		
M 20	2.50	68.00	14.00 x 11.20	6H	**E003M20**	14.00	20.00	112.00	22.50	4	ISO 529
		2.677				*.551*	*.787*	*4.409*	*.885*		
M 22	2.50	72.00	16.00 x 12.50	6H	**E003M22**	16.00	22.00	118.00	29.50	4	ISO 529
		2.834				*.630*	*.866*	*4.645*	*1.161*		
M 24	3.00	82.00	18.00 x 14.00	6H	**E003M24**	18.00	24.00	130.00	35.50	4	ISO 529
		3.228				*.709*	*.944*	*5.118*	*1.397*		

O5 Q5 L253 PHD/PHDX L247 Q1 Q35

Macho de corte CoroTap™ 300 con estría helicoidal

Forma de rosca: métrica

THCHT	C
THBTP	0
ULDR	2.5
FHA	45°
CNSC	0
SUSTRATO	HSS-PM

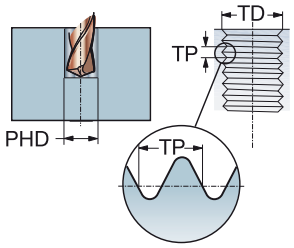

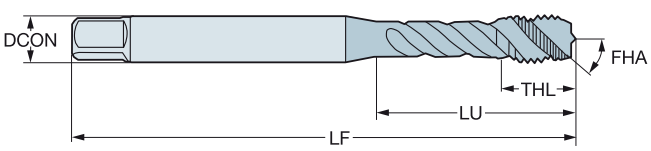

P N S

TDZ	TP	LU	CZC_{MS}	TCTR	Código de pedido	Dimensiones, mm, pulg. DCON	TD	LF	THL	NOF	BSG
M 4	0.70	16.58	.168 x .131	6H	**E007M4**	4.30	4.00	53.98	7.90	3	ANSI
		.652				*.168*	*.157*	*2.125*	*.311*		
M 5	0.80	21.42	.194 x .152	6H	**E007M5**	4.90	5.00	60.33	8.50	3	ANSI
		.843				*.194*	*.196*	*2.375*	*.334*		
M 6	1.00	27.92	.255 x .191	6H	**E007M6**	6.50	6.00	63.50	10.00	3	ANSI
		1.099				*.255*	*.236*	*2.500*	*.393*		
M 8	1.25	33.26	.318 x .238	6H	**E007M8**	8.10	8.00	69.06	11.60	3	ANSI
		1.309				*.318*	*.314*	*2.718*	*.456*		
M 10	1.50	36.61	.381 x .286	6H	**E007M10**	9.70	10.00	74.61	13.50	3	ANSI
		1.441				*.381*	*.393*	*2.937*	*.531*		
M 12	1.75	61.74	.367 x .275	6H	**E007M12**	9.30	12.00	85.73	17.50	3	ANSI
		2.430				*.367*	*.472*	*3.375*	*.688*		
M 14	2.00	66.10	.429 x .322	6H	**E007M14**	10.90	14.00	91.28	18.00	3	ANSI
		2.602				*.429*	*.551*	*3.593*	*.708*		
M 16	2.00	57.69	.480 x .360	6H	**E007M16**	12.20	16.00	96.84	18.00	3	ANSI
		2.271				*.480*	*.629*	*3.812*	*.708*		
M 18	2.50	62.08	.542 x .406	6H	**E007M18**	13.80	18.00	102.39	22.50	3	ANSI
		2.444				*.542*	*.708*	*4.031*	*.885*		
M 20	2.50	71.08	.652 x .489	6H	**E007M20**	16.60	20.00	113.50	22.50	3	ANSI
		2.798				*.652*	*.787*	*4.468*	*.885*		

O5 Q5 L253 PHD/PHDX L247 Q1 Q35

Macho de corte CoroTap™ 300 con estría helicoidal

Forma de rosca: métrica

THCHT	C
THBTP	0
ULDR	2.5
FHA	45°
CNSC	0
SUSTRATO	HSS-PM
RECUBRIMIENTO	ST

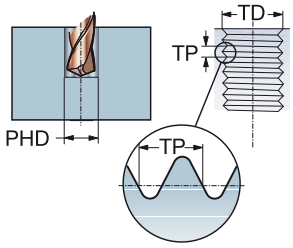

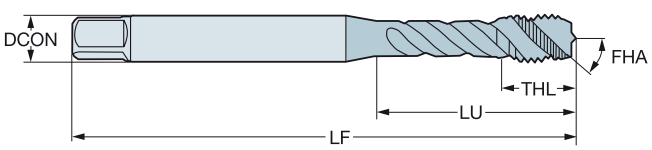

P M

TDZ	TP	LU	CZC_{MS}	TCTR	Código de pedido	Dimensiones, mm, pulg. DCON	TD	LF	THL	NOF	BSG
M 4	0.70	16.58	.168 x .131	6H	**E008M4**	4.30	4.00	53.98	7.90	3	ANSI
		.652				*.168*	*.157*	*2.125*	*.311*		
M 5	0.80	21.42	.194 x .152	6H	**E008M5**	4.90	5.00	60.33	8.50	3	ANSI
		.843				*.194*	*.196*	*2.375*	*.334*		
M 6	1.00	27.92	.255 x .191	6H	**E008M6**	6.50	6.00	63.50	10.00	3	ANSI
		1.099				*.255*	*.236*	*2.500*	*.393*		
M 8	1.25	33.26	.318 x .238	6H	**E008M8**	8.10	8.00	69.06	11.60	3	ANSI
		1.309				*.318*	*.314*	*2.718*	*.456*		
M 10	1.50	36.61	.381 x .286	6H	**E008M10**	9.70	10.00	74.61	13.50	3	ANSI
		1.441				*.381*	*.393*	*2.937*	*.531*		
M 12	1.75	61.74	.367 x .275	6H	**E008M12**	9.30	12.00	85.73	17.50	3	ANSI
		2.430				*.367*	*.472*	*3.375*	*.688*		
M 14	2.00	66.10	.429 x .322	6H	**E008M14**	10.90	14.00	91.28	18.00	3	ANSI
		2.602				*.429*	*.551*	*3.593*	*.708*		
M 16	2.00	57.69	.480 x .360	6H	**E008M16**	12.20	16.00	96.84	18.00	3	ANSI
		2.271				*.480*	*.629*	*3.812*	*.708*		
M 18	2.50	62.08	.542 x .406	6H	**E008M18**	13.80	18.00	102.39	22.50	3	ANSI
		2.444				*.542*	*.708*	*4.031*	*.885*		
M 20	2.50	71.08	.652 x .489	6H	**E008M20**	16.60	20.00	113.50	22.50	3	ANSI
		2.798				*.652*	*.787*	*4.468*	*.885*		

O5 Q5 L253 PHD/PHDX L247 Q1 Q35

Macho de corte CoroTap™ 300 con estría helicoidal

Forma de rosca: métrica fina

THCHT	C
THBTP	0
ULDR	1.5
FHA	15°
CNSC	0
SUSTRATO	HSS-E-PM
RECUBRIMIENTO	CoolTop

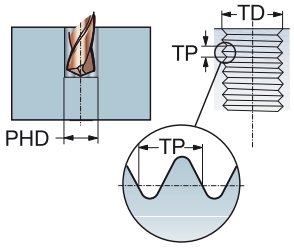

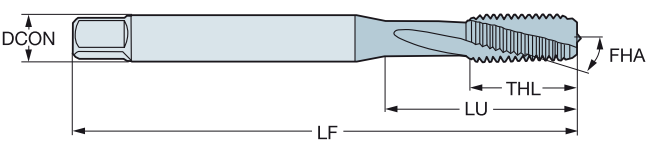

P
30–48 HRC

						Dimensiones, mm, pulg.					
TDZ	TP	LU	CZC_{MS}	TCTR	**Código de pedido**	DCON	TD	LF	THL	NOF	BSG
MF 10x1.25	1.25	37.80	.381 x .286	6H	**E865M10X1.25**	9.70	10.00	100.00	20.00	3	DIN/ANSI
		1.488				*.381*	*.393*	*3.937*	*.787*		
MF 12x1.25	1.25	86.02	.367 x .275	6H	**E865M12X1.25**	9.30	12.00	110.00	23.00	4	DIN/ANSI
		3.386				*.367*	*.472*	*4.330*	*.905*		

O5 Q5 L253 PHD/PHDX L247 Q1 Q35

Macho de corte CoroTap™ 300 con estría helicoidal

Forma de rosca: métrica fina

THCHT	C
THBTP	1
ULDR	3.0
FHA	48°
CNSC	0
SUSTRATO	HSS-E-PM
RECUBRIMIENTO	CoolTop

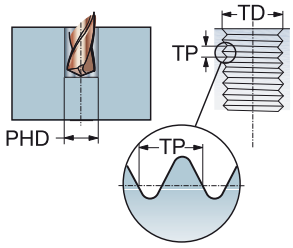

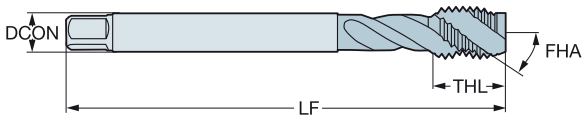

P
≤350HB

						Dimensiones, mm, pulg.					
TDZ	TP	LU	CZC_{MS}	TCTR	**Código de pedido**	DCON	TD	LF	THL	NOF	BSG
MF 4x0.5	0.50	43.00	2.80 x 2.10	6HX	**EX13PM4X.50**	2.80	4.00	63.00	7.00	3	DIN 374
		1.692				*.110*	*.157*	*2.480*	*.275*		
MF 5x0.5	0.50	49.00	3.50 x 2.70	6HX	**EX13PM5X.50**	3.50	5.00	70.00	8.00	3	DIN 374
		1.929				*.138*	*.196*	*2.755*	*.314*		
MF 6x0.75	0.75	59.00	4.50 x 3.40	6HX	**EX13PM6X.75**	4.50	6.00	80.00	10.00	3	DIN 374
		2.322				*.177*	*.236*	*3.149*	*.393*		
MF 8x0.75	0.75	57.00	6.00 x 4.90	6HX	**EX13PM8X.75**	6.00	8.00	80.00	13.00	3	DIN 374
		2.244				*.236*	*.314*	*3.149*	*.511*		
MF 8x1	1.00	67.00	6.00 x 4.90	6HX	**EX13PM8X1.0**	6.00	8.00	90.00	13.00	3	DIN 374
		2.637				*.236*	*.314*	*3.543*	*.511*		
MF 10x0.75	0.75	67.00	7.00 x 5.50	6HX	**EX13PM10X.75**	7.00	10.00	90.00	13.00	3	DIN 374
		2.637				*.276*	*.393*	*3.543*	*.511*		
MF 10x1	1.00	67.00	7.00 x 5.50	6HX	**EX13PM10X1.0**	7.00	10.00	90.00	13.00	3	DIN 374
		2.637				*.276*	*.393*	*3.543*	*.511*		
MF 10x1.25	1.25	77.00	7.00 x 5.50	6HX	**EX13PM10X1.25**	7.00	10.00	100.00	15.00	3	DIN 374
		3.031				*.276*	*.393*	*3.937*	*.590*		
MF 12x1	1.00	73.00	9.00 x 7.00	6HX	**EX13PM12X1.0**	9.00	12.00	100.00	15.00	3	DIN 374
		2.874				*.354*	*.472*	*3.937*	*.590*		
MF 12x1.25	1.25	73.00	9.00 x 7.00	6HX	**EX13PM12X1.25**	9.00	12.00	100.00	15.00	3	DIN 374
		2.874				*.354*	*.472*	*3.937*	*.590*		
MF 12x1.5	1.50	73.00	9.00 x 7.00	6HX	**EX13PM12X1.5**	9.00	12.00	100.00	15.00	3	DIN 374
		2.874				*.354*	*.472*	*3.937*	*.590*		
MF 14x1	1.00	71.00	11.00 x 9.00	6HX	**EX13PM14X1.0**	11.00	14.00	100.00	15.00	3	DIN 374
		2.795				*.433*	*.551*	*3.937*	*.590*		
MF 14x1.25	1.25	71.00	11.00 x 9.00	6HX	**EX13PM14X1.25**	11.00	14.00	100.00	15.00	3	DIN 374
		2.795				*.433*	*.551*	*3.937*	*.590*		
MF 14x1.5	1.50	71.00	11.00 x 9.00	6HX	**EX13PM14X1.5**	11.00	14.00	100.00	15.00	3	DIN 374
		2.795				*.433*	*.551*	*3.937*	*.590*		
MF 16x1	1.00	58.00	12.00 x 9.00	6HX	**EX13PM16X1.0**	12.00	16.00	100.00	15.00	4	DIN 374
		2.283				*.472*	*.629*	*3.937*	*.590*		
MF 16x1.5	1.50	58.00	12.00 x 9.00	6HX	**EX13PM16X1.5**	12.00	16.00	100.00	15.00	4	DIN 374
		2.283				*.472*	*.629*	*3.937*	*.590*		
MF 18x1	1.00	66.00	14.00 x 11.00	6HX	**EX13PM18X1.0**	14.00	18.00	110.00	17.00	4	DIN 374
		2.598				*.551*	*.708*	*4.330*	*.669*		
MF 18x1.5	1.50	66.00	14.00 x 11.00	6HX	**EX13PM18X1.5**	14.00	18.00	110.00	17.00	4	DIN 374
		2.598				*.551*	*.708*	*4.330*	*.669*		
MF 20x1	1.00	80.00	16.00 x 12.00	6HX	**EX13PM20X1.0**	16.00	20.00	125.00	17.00	4	DIN 374
		3.149				*.630*	*.787*	*4.921*	*.669*		
MF 20x1.5	1.50	80.00	16.00 x 12.00	6HX	**EX13PM20X1.5**	16.00	20.00	125.00	17.00	4	DIN 374
		3.149				*.630*	*.787*	*4.921*	*.669*		
MF 22x1.5	1.50	78.00	18.00 x 14.50	6HX	**EX13PM22X1.5**	18.00	22.00	125.00	17.00	4	DIN 374
		3.070				*.709*	*.866*	*4.921*	*.669*		
MF 24x1.5	1.50	93.00	18.00 x 14.50	6HX	**EX13PM24X1.5**	18.00	24.00	140.00	20.00	4	DIN 374
		3.661				*.709*	*.944*	*5.511*	*.787*		

O5 Q5 L253 PHD/PHDX L247 Q1 Q35

Macho de corte CoroTap™ 300 con estría helicoidal

Forma de rosca: métrica fina

THCHT	C
THBTP	1
ULDR	3.0
FHA	48°
CNSC	0
SUSTRATO	HSS-E-PM
RECUBRIMIENTO	CoolTop

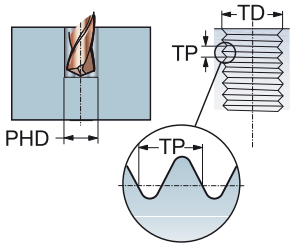

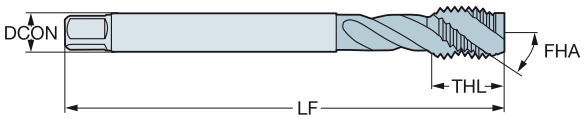

P
≤350HB

TDZ	TP	LU	CZC_{MS}	TCTR	Código de pedido	Dimensiones, mm, pulg. DCON	TD	LF	THL	NOF	BSG
MF 24x2	2.00	93.00	18.00 x 14.50	6HX	**EX13PM24X2.0**	18.00	24.00	140.00	20.00	4	DIN 374
		3.661				*.709*	*.944*	*5.511*	*.787*		
MF 25x1.5	1.50	93.00	18.00 x 14.50	6HX	**EX13PM25X1.5**	18.00	25.00	140.00	20.00	4	DIN 374
		3.661				*.709*	*.984*	*5.511*	*.787*		
MF 26x1.5	1.50	93.00	18.00 x 14.50	6HX	**EX13PM26X1.5**	18.00	26.00	140.00	20.00	4	DIN 374
		3.661				*.709*	*1.023*	*5.511*	*.787*		
MF 27x1.5	1.50	77.00	20.00 x 16.00	6HX	**EX13PM27X1.5**	20.00	27.00	140.00	20.00	4	DIN 374
		3.031				*.787*	*1.062*	*5.511*	*.787*		
MF 27x2	2.00	77.00	20.00 x 16.00	6HX	**EX13PM27X2.0**	20.00	27.00	140.00	20.00	4	DIN 374
		3.031				*.787*	*1.062*	*5.511*	*.787*		
MF 28x1.5	1.50	77.00	20.00 x 16.00	6HX	**EX13PM28X1.5**	20.00	28.00	140.00	20.00	4	DIN 374
		3.031				*.787*	*1.102*	*5.511*	*.787*		
MF 30x1.5	1.50	85.00	22.00 x 18.00	6HX	**EX13PM30X1.5**	22.00	30.00	150.00	20.00	4	DIN 374
		3.346				*.866*	*1.181*	*5.905*	*.787*		
MF 30x2	2.00	85.00	22.00 x 18.00	6HX	**EX13PM30X2.0**	22.00	30.00	150.00	20.00	4	DIN 374
		3.346				*.866*	*1.181*	*5.905*	*.787*		

O5 Q5 L253 PHD/PHDX L247 Q1 Q35

Macho de corte CoroTap™ 300 con estría helicoidal

Forma de rosca: métrica fina

THCHT	C
THBTP	1
ULDR	3
FHA	48°
CNSC	0
SUSTRATO	HSS-E-PM
RECUBRIMIENTO	CoolTop

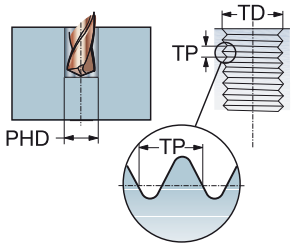

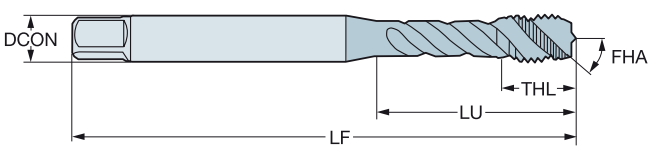

P
≤350HB

TDZ	TP	LU	CZC_{MS}	TCTR	Código de pedido	Dimensiones, mm, pulg. DCON	TD	LF	THL	NOF	BSG
MF 8x1	1.00	33.17	.318 x .238	6HX	**EX13PAM8X1.0**	8.10	8.00	90.00	12.10	3	DIN/ANSI
		1.305				*.318*	*.314*	*3.543*	*.476*		
MF 10x1.25	1.25	37.77	.381 x .286	6HX	**EX13PAM10X1.25**	9.70	10.00	100.00	15.10	3	DIN/ANSI
		1.487				*.381*	*.393*	*3.937*	*.594*		
MF 12x1.25	1.25	81.80	.367 x .275	6HX	**EX13PAM12X1.25**	9.30	12.00	110.00	18.00	3	DIN/ANSI
		3.220				*.367*	*.472*	*4.330*	*.709*		
MF 12x1.5	1.50	81.80	.367 x .275	6HX	**EX13PAM12X1.5**	9.30	12.00	110.00	18.00	3	DIN/ANSI
		3.220				*.367*	*.472*	*4.330*	*.709*		
MF 14x1.5	1.50	80.30	.429 x .322	6HX	**EX13PAM14X1.5**	10.90	14.00	110.00	19.98	3	DIN/ANSI
		3.161				*.429*	*.551*	*4.330*	*.787*		
MF 16x1.5	1.50	65.80	.480 x .360	6HX	**EX13PAM16X1.5**	12.20	16.00	110.00	19.99	4	DIN/ANSI
		2.590				*.480*	*.629*	*4.330*	*.787*		
MF 18x1.5	1.50	79.00	.542 x .406	6HX	**EX13PAM18X1.5**	13.80	18.00	125.00	24.99	4	DIN/ANSI
		3.110				*.542*	*.708*	*4.921*	*.984*		

O5 Q5 L253 PHD/PHDX L247 Q1 Q35

Macho de corte CoroTap™ 300 con estría helicoidal

Forma de rosca: métrica fina

THCHT	C
THBTP	0
ULDR	2.0
FHA	40°
CNSC	0
SUSTRATO	HSS-E
RECUBRIMIENTO	ST

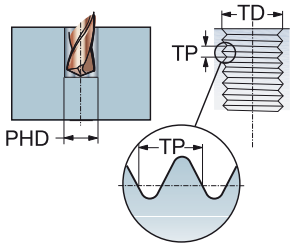

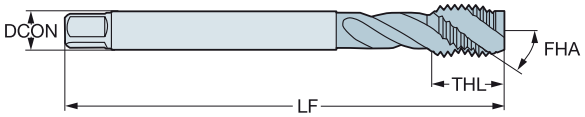

M

TDZ	TP	LU	CZC_{MS}	TCTR	Código de pedido	Dimensiones, mm, pulg. DCON	TD	LF	THL	NOF	BSG
MF 6x0.75	0.75	59.00	4.50 x 3.40	6H	**E363M6X.75**	4.50	6.00	80.00	10.00	3	DIN 374
		2.322				*.177*	*.236*	*3.149*	*.393*		
MF 8x1	1.00	67.00	6.00 x 4.90	6H	**E363M8X1.0**	6.00	8.00	90.00	12.00	3	DIN 374
		2.637				*.236*	*.314*	*3.543*	*.472*		
MF 10x1	1.00	67.00	7.00 x 5.50	6H	**E363M10X1.0**	7.00	10.00	90.00	12.00	3	DIN 374
		2.637				*.276*	*.393*	*3.543*	*.472*		
MF 10x1.25	1.25	77.00	7.00 x 5.50	6H	**E363M10X1.25**	7.00	10.00	100.00	15.00	3	DIN 374
		3.031				*.276*	*.393*	*3.937*	*.590*		
MF 12x1	1.00	73.00	9.00 x 7.00	6H	**E363M12X1.0**	9.00	12.00	100.00	13.00	4	DIN 374
		2.874				*.354*	*.472*	*3.937*	*.511*		
MF 12x1.25	1.25	73.00	9.00 x 7.00	6H	**E363M12X1.25**	9.00	12.00	100.00	13.00	4	DIN 374
		2.874				*.354*	*.472*	*3.937*	*.511*		
MF 12x1.5	1.50	73.00	9.00 x 7.00	6H	**E363M12X1.5**	9.00	12.00	100.00	13.00	4	DIN 374
		2.874				*.354*	*.472*	*3.937*	*.511*		
MF 14x1.5	1.50	71.00	11.00 x 9.00	6H	**E363M14X1.5**	11.00	14.00	100.00	15.00	4	DIN 374
		2.795				*.433*	*.551*	*3.937*	*.590*		
MF 16x1.5	1.50	58.00	12.00 x 9.00	6H	**E363M16X1.5**	12.00	16.00	100.00	15.00	5	DIN 374
		2.283				*.472*	*.629*	*3.937*	*.590*		
MF 18x1.5	1.50	66.00	14.00 x 11.00	6H	**E363M18X1.5**	14.00	18.00	110.00	17.00	5	DIN 374
		2.598				*.551*	*.708*	*4.330*	*.669*		
MF 20x1.5	1.50	80.00	16.00 x 12.00	6H	**E363M20X1.5**	16.00	20.00	125.00	17.00	5	DIN 374
		3.149				*.630*	*.787*	*4.921*	*.669*		

O5 Q5 L253 PHD/PHDX L247 Q1 Q35

Macho de corte CoroTap™ 300 con estría helicoidal

Forma de rosca: métrica fina

THCHT	C
THBTP	0
ULDR	2.5
FHA	35°
CNSC	0
SUSTRATO	HSS-E

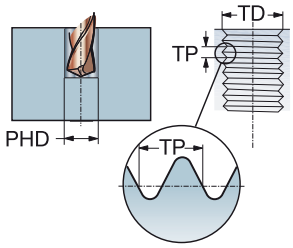

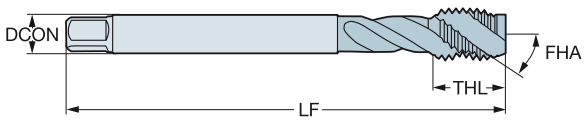

N

TDZ	TP	LU	CZC_{MS}	TCTR	Código de pedido	Dimensiones, mm, pulg. DCON	TD	LF	THL	NOF	BSG
MF 4x0.5	0.50	43.00	2.80 x 2.10	6H	**E367M4X.5**	2.80	4.00	63.00	12.00	2	DIN 374
		1.692				*.110*	*.157*	*2.480*	*.472*		
MF 5x0.5	0.50	49.00	3.50 x 2.70	6H	**E367M5X.5**	3.50	5.00	70.00	13.00	2	DIN 374
		1.929				*.138*	*.196*	*2.755*	*.511*		
MF 6x0.75	0.75	59.00	4.50 x 3.40	6H	**E367M6X.75**	4.50	6.00	80.00	15.00	2	DIN 374
		2.322				*.177*	*.236*	*3.149*	*.590*		
MF 8x1	1.00	67.00	6.00 x 4.90	6H	**E367M8X1.0**	6.00	8.00	90.00	18.00	2	DIN 374
		2.637				*.236*	*.314*	*3.543*	*.708*		
MF 10x1	1.00	67.00	7.00 x 5.50	6H	**E367M10X1.0**	7.00	10.00	90.00	20.00	3	DIN 374
		2.637				*.276*	*.393*	*3.543*	*.787*		
MF 10x1.25	1.25	77.00	7.00 x 5.50	6H	**E367M10X1.25**	7.00	10.00	100.00	20.00	3	DIN 374
		3.031				*.276*	*.393*	*3.937*	*.787*		
MF 12x1.25	1.25	73.00	9.00 x 7.00	6H	**E367M12X1.25**	9.00	12.00	100.00	21.00	3	DIN 374
		2.874				*.354*	*.472*	*3.937*	*.826*		
MF 12x1.5	1.50	73.00	9.00 x 7.00	6H	**E367M12X1.5**	9.00	12.00	100.00	21.00	3	DIN 374
		2.874				*.354*	*.472*	*3.937*	*.826*		
MF 14x1.25	1.25	71.00	11.00 x 9.00	6H	**E367M14X1.25**	11.00	14.00	100.00	21.00	3	DIN 374
		2.795				*.433*	*.551*	*3.937*	*.826*		
MF 14x1.5	1.50	71.00	11.00 x 9.00	6H	**E367M14X1.5**	11.00	14.00	100.00	21.00	3	DIN 374
		2.795				*.433*	*.551*	*3.937*	*.826*		
MF 16x1.5	1.50	58.00	12.00 x 9.00	6H	**E367M16X1.5**	12.00	16.00	100.00	21.00	3	DIN 374
		2.283				*.472*	*.629*	*3.937*	*.826*		
MF 18x1.5	1.50	66.00	14.00 x 11.00	6H	**E367M18X1.5**	14.00	18.00	110.00	24.00	3	DIN 374
		2.598				*.551*	*.708*	*4.330*	*.944*		
MF 20x1.5	1.50	80.00	16.00 x 12.00	6H	**E367M20X1.5**	16.00	20.00	125.00	24.00	3	DIN 374
		3.149				*.630*	*.787*	*4.921*	*.944*		

O5 Q5 L253 PHD/PHDX L247 Q1 Q35

Macho de corte CoroTap™ 300 con estría helicoidal

Forma de rosca: métrica fina

THCHT	C
THBTP	0
ULDR	2.5
TCTR	6H
FHA	45°
CNSC	0

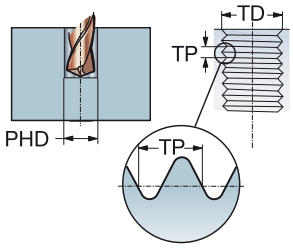

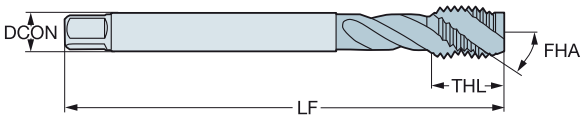

TDZ	TP	LU	CZC_{MS}	Código de pedido	P B110	P B145	P B150	P C110	P C145	P C150	M B110	M B145	M C110	M C145	K B110	K B145	K C110	K C145	N B110	N B150	N C110	N C150	S B110	S B150	S C110	S C150	Dimensiones, mm, pulg. DCON	TD	LF	THL	NOF	BSG
MF 4x0.5	0.50	43.00	2.80 x 2.10	T300-XM100DB-M4X050				☆	☆	☆			☆	☆			☆	☆			☆	☆			☆	☆	2.80	4.00	63.00	6.80	3	DIN 374
		1.692																									*.110*	*.157*	*2.480*	*.267*		
MF 5x0.5	0.50	49.00	3.50 x 2.70	T300-XM100DB-M5X050				☆	☆	☆			☆	☆			☆	☆			☆	☆			☆	☆	3.50	5.00	70.00	8.20	3	DIN 374
		1.929																									*.138*	*.196*	*2.755*	*.322*		
MF 6x0.75	0.75	59.00	4.50 x 3.40	T300-XM100DB-M6X075				☆	☆	☆			☆	☆			☆	☆			☆	☆			☆	☆	4.50	6.00	80.00	10.00	3	DIN 374
		2.322																									*.177*	*.236*	*3.149*	*.393*		
MF 8x0.75	0.75	57.00	6.00 x 4.90	T300-XM100DB-M8X075				☆	☆	☆			☆	☆			☆	☆			☆	☆			☆	☆	6.00	8.00	80.00	13.00	3	DIN 374
		2.244																									*.236*	*.314*	*3.149*	*.511*		
MF 8x1	1.00	67.00	6.00 x 4.90	T300-XM100DB-M8X100				☆	☆	☆			☆	☆			☆	☆			☆	☆			☆	☆	6.00	8.00	90.00	13.00	3	DIN 374
		2.637																									*.236*	*.314*	*3.543*	*.511*		
MF 10x0.75	0.75	67.00	7.00 x 5.50	T300-XM100DB-M10X075				☆	☆	☆			☆	☆			☆	☆			☆	☆			☆	☆	7.00	10.00	90.00	13.00	3	DIN 374
		2.637																									*.276*	*.393*	*3.543*	*.511*		
MF 10x1	1.00	67.00	7.00 x 5.50	T300-XM100DB-M10X100				☆	☆	☆			☆	☆			☆	☆			☆	☆			☆	☆	7.00	10.00	90.00	13.00	3	DIN 374
		2.637																									*.276*	*.393*	*3.543*	*.511*		
MF 10x1.25	1.25	77.00	7.00 x 5.50	T300-XM100DB-M10X125				☆	☆	☆			☆	☆			☆	☆			☆	☆			☆	☆	7.00	10.00	100.00	15.00	3	DIN 374
		3.031																									*.276*	*.393*	*3.937*	*.590*		
MF 12x1	1.00	73.00	9.00 x 7.00	T300-XM100DB-M12X100				☆	☆	☆			☆	☆			☆	☆			☆	☆			☆	☆	9.00	12.00	100.00	15.00	3	DIN 374
		2.874																									*.354*	*.472*	*3.937*	*.590*		
MF 12x1.25	1.25	73.00	9.00 x 7.00	T300-XM100DB-M12X125				☆	☆	☆			☆	☆			☆	☆			☆	☆			☆	☆	9.00	12.00	100.00	15.00	3	DIN 374
		2.874																									*.354*	*.472*	*3.937*	*.590*		
MF 12x1.5	1.50	73.00	9.00 x 7.00	T300-XM100DB-M12X150				☆	☆	☆			☆	☆			☆	☆			☆	☆			☆	☆	9.00	12.00	100.00	15.00	3	DIN 374
		2.874																									*.354*	*.472*	*3.937*	*.590*		
MF 14x1	1.00	71.00	11.00 x 9.00	T300-XM100DB-M14X100				☆	☆	☆			☆	☆			☆	☆			☆	☆			☆	☆	11.00	14.00	100.00	15.00	3	DIN 374
		2.795																									*.433*	*.551*	*3.937*	*.590*		
MF 14x1.25	1.25	71.00	11.00 x 9.00	T300-XM100DB-M14X125				☆	☆	☆			☆	☆			☆	☆			☆	☆			☆	☆	11.00	14.00	100.00	15.00	3	DIN 374
		2.795																									*.433*	*.551*	*3.937*	*.590*		
MF 14x1.5	1.50	71.00	11.00 x 9.00	T300-XM100DB-M14X150				☆	☆	☆			☆	☆			☆	☆			☆	☆			☆	☆	11.00	14.00	100.00	15.00	3	DIN 374
		2.795																									*.433*	*.551*	*3.937*	*.590*		
MF 16x1	1.00	58.00	12.00 x 9.00	T300-XM100DB-M16X100				☆	☆	☆			☆	☆			☆	☆			☆	☆			☆	☆	12.00	16.00	100.00	15.00	4	DIN 374
		2.283																									*.472*	*.629*	*3.937*	*.590*		
MF 16x1.5	1.50	58.00	12.00 x 9.00	T300-XM100DB-M16X150				☆	☆	☆			☆	☆			☆	☆			☆	☆			☆	☆	12.00	16.00	100.00	15.00	4	DIN 374
		2.283																									*.472*	*.629*	*3.937*	*.590*		
MF 18x1	1.00	66.00	14.00 x 11.00	T300-XM100DB-M18X100	☆	☆	☆				☆	☆			☆	☆			☆	☆			☆	☆			14.00	18.00	110.00	17.00	4	DIN 374
		2.598																									*.551*	*.708*	*4.330*	*.669*		
MF 18x1.5	1.50	66.00	14.00 x 11.00	T300-XM100DB-M18X150	☆	☆	☆				☆	☆			☆	☆			☆	☆			☆	☆			14.00	18.00	110.00	17.00	4	DIN 374
		2.598																									*.551*	*.708*	*4.330*	*.669*		
MF 20x1	1.00	80.00	16.00 x 12.00	T300-XM100DB-M20X100	☆	☆	☆				☆	☆			☆	☆			☆	☆			☆	☆			16.00	20.00	125.00	17.00	4	DIN 374
		3.149																									*.630*	*.787*	*4.921*	*.669*		
MF 20x1.5	1.50	80.00	16.00 x 12.00	T300-XM100DB-M20X150	☆	☆	☆				☆	☆			☆	☆			☆	☆			☆	☆			16.00	20.00	125.00	17.00	4	DIN 374
		3.149																									*.630*	*.787*	*4.921*	*.669*		
MF 22x1.5	1.50	78.00	18.00 x 14.50	T300-XM100DB-M22X150	☆	☆	☆				☆	☆			☆	☆			☆	☆			☆	☆			18.00	22.00	125.00	17.00	4	DIN 374
		3.070																									*.709*	*.866*	*4.921*	*.669*		
MF 24x1.5	1.50	93.00	18.00 x 14.50	T300-XM100DB-M24X150	☆	☆	☆				☆	☆			☆	☆			☆	☆			☆	☆			18.00	24.00	140.00	20.00	4	DIN 374
		3.661																									*.709*	*.944*	*5.511*	*.787*		

O5 Q5 L253 PHD/PHDX L247 Q1 Q35 Q34

Macho de corte CoroTap™ 300 con estría helicoidal

Forma de rosca: métrica fina

THCHT	C
THBTP	0
ULDR	2.5
TCTR	6H
FHA	45°
CNSC	0

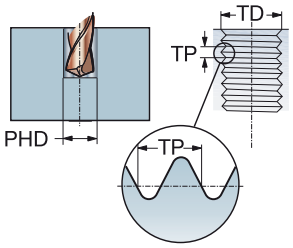

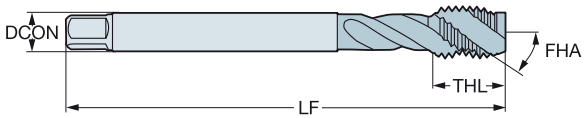

					P						M				K				N				S				Dimensiones, mm, pulg.					
TDZ	TP	LU	CZC_{MS}	Código de pedido	B110	B145	B150	C110	C145	C150	B110	B145	C110	C145	B110	B145	C110	C145	B110	B150	C110	C150	B110	B150	C110	C150	DCON	TD	LF	THL	NOF	BSG
MF 24x2	2.00	93.00	18.00 x 14.50	T300-XM100DB-M24X200	☆	☆	☆				☆	☆			☆	☆			☆	☆			☆	☆			18.00	24.00	140.00	20.00	4	DIN 374
		3.661																									*.709*	*.944*	*5.511*	*.787*		
MF 25x1.5	1.50	93.00	18.00 x 14.50	T300-XM100DB-M25X150	☆	☆	☆				☆	☆			☆	☆			☆	☆			☆	☆			18.00	25.00	140.00	20.00	4	DIN 374
		3.661																									*.709*	*.984*	*5.511*	*.787*		
MF 26x1.5	1.50	93.00	18.00 x 14.50	T300-XM100DB-M26X150	☆	☆	☆				☆	☆			☆	☆			☆	☆			☆	☆			18.00	26.00	140.00	20.00	4	DIN 374
		3.661																									*.709*	*1.023*	*5.511*	*.787*		
MF 27x1.5	1.50	77.00	20.00 x 16.00	T300-XM100DB-M27X150	☆	☆	☆				☆	☆			☆	☆			☆	☆			☆	☆			20.00	27.00	140.00	20.00	4	DIN 374
		3.031																									*.787*	*1.062*	*5.511*	*.787*		
MF 27x2	2.00	77.00	20.00 x 16.00	T300-XM100DB-M27X200	☆	☆	☆				☆	☆			☆	☆			☆	☆			☆	☆			20.00	27.00	140.00	20.00	4	DIN 374
		3.031																									*.787*	*1.062*	*5.511*	*.787*		
MF 28x1.5	1.50	77.00	20.00 x 16.00	T300-XM100DB-M28X150	☆	☆	☆				☆	☆			☆	☆			☆	☆			☆	☆			20.00	28.00	140.00	20.00	4	DIN 374
		3.031																									*.787*	*1.102*	*5.511*	*.787*		
MF 30x1.5	1.50	85.00	22.00 x 18.00	T300-XM100DB-M30X150	☆	☆	☆				☆	☆			☆	☆			☆	☆			☆	☆			22.00	30.00	150.00	20.00	4	DIN 374
		3.346																									*.866*	*1.181*	*5.905*	*.787*		
MF 30x2	2.00	85.00	22.00 x 18.00	T300-XM100DB-M30X200	☆	☆	☆				☆	☆			☆	☆			☆	☆			☆	☆			22.00	30.00	150.00	20.00	4	DIN 374
		3.346																									*.866*	*1.181*	*5.905*	*.787*		

O5 Q5 L253 PHD/PHDX L247 Q1 Q35 Q34

Macho de corte CoroTap™ 300 con estría helicoidal

Forma de rosca: métrica fina

THCHT	C
THBTP	0
ULDR	2.5
FHA	45°
CNSC	0
SUSTRATO	HSS-PM

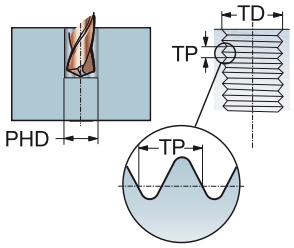

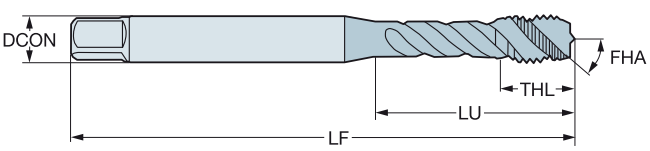

P N S

						Dimensiones, mm, pulg.					
TDZ	TP	LU	CZC_{MS}	TCTR	**Código de pedido**	DCON	TD	LF	THL	NOF	BSG
MF 4x0.5	0.50	19.00	4.00 x 3.15	6H	**E012M4X.5**	4.00	4.00	53.00	6.70	3	ISO 529
		.748				*.157*	*.157*	*2.086*	*.263*		
MF 5x0.5	0.50	22.00	5.00 x 4.00	6H	**E012M5X.5**	5.00	5.00	58.00	7.70	3	ISO 529
		.866				*.197*	*.196*	*2.283*	*.303*		
MF 6x0.5	0.50	27.00	6.30 x 5.00	6H	**E012M6X.5**	6.30	6.00	66.00	10.00	3	ISO 529
		1.062				*.248*	*.236*	*2.598*	*.393*		
MF 6x0.75	0.75	27.00	6.30 x 5.00	6H	**E012M6X.75**	6.30	6.00	66.00	10.00	3	ISO 529
		1.062				*.248*	*.236*	*2.598*	*.393*		
MF 8x0.75	0.75	31.00	8.00 x 6.30	6H	**E012M8X.75**	8.00	8.00	72.00	11.60	3	ISO 529
		1.220				*.315*	*.314*	*2.834*	*.456*		
MF 8x1	1.00	31.00	8.00 x 6.30	6H	**E012M8X1.0**	8.00	8.00	72.00	11.60	3	ISO 529
		1.220				*.315*	*.314*	*2.834*	*.456*		
MF 10x1	1.00	35.00	10.00 x 8.00	6H	**E012M10X1.0**	10.00	10.00	80.00	15.10	3	ISO 529
		1.377				*.394*	*.393*	*3.149*	*.594*		
MF 10x1.25	1.25	35.00	10.00 x 8.00	6H	**E012M10X1.25**	10.00	10.00	80.00	15.10	3	ISO 529
		1.377				*.394*	*.393*	*3.149*	*.594*		
MF 12x1	1.00	64.00	9.00 x 7.10	6H	**E012M12X1.0**	9.00	12.00	89.00	16.00	3	ISO 529
		2.519				*.354*	*.472*	*3.503*	*.629*		
MF 12x1.25	1.25	64.00	9.00 x 7.10	6H	**E012M12X1.25**	9.00	12.00	89.00	16.00	3	ISO 529
		2.519				*.354*	*.472*	*3.503*	*.629*		
MF 12x1.5	1.50	63.00	9.00 x 7.10	6H	**E012M12X1.5**	9.00	12.00	89.00	16.00	3	ISO 529
		2.480				*.354*	*.472*	*3.503*	*.629*		
MF 14x1.5	1.50	69.00	11.20 x 9.00	6H	**E012M14X1.5**	11.20	14.00	95.00	18.00	3	ISO 529
		2.716				*.441*	*.551*	*3.740*	*.708*		
MF 16x1	1.00	62.00	12.50 x 10.00	6H	**E012M16X1.0**	12.50	16.00	102.00	18.00	4	ISO 529
		2.440				*.492*	*.629*	*4.015*	*.708*		
MF 16x1.5	1.50	62.00	12.50 x 10.00	6H	**E012M16X1.5**	12.50	16.00	102.00	18.00	4	ISO 529
		2.440				*.492*	*.629*	*4.015*	*.708*		
MF 18x1.5	1.50	72.00	14.00 x 11.20	6H	**E012M18X1.5**	14.00	18.00	112.00	29.50	4	ISO 529
		2.834				*.551*	*.708*	*4.409*	*1.161*		
MF 20x1.5	1.50	68.00	14.00 x 11.20	6H	**E012M20X1.5**	14.00	20.00	112.00	22.50	4	ISO 529
		2.677				*.551*	*.787*	*4.409*	*.885*		
MF 22x1.5	1.50	74.00	16.00 x 12.50	6H	**E012M22X1.5**	16.00	22.00	118.00	29.50	4	ISO 529
		2.913				*.630*	*.866*	*4.645*	*1.161*		

O5 Q5 L253 PHD/PHDX L247 Q1 Q35

Macho de corte CoroTap™ 300 con estría helicoidal

Forma de rosca: métrica fina

THCHT	C
THBTP	0
ULDR	2.5
FHA	45°
CNSC	0
SUSTRATO	HSS-PM
RECUBRIMIENTO	ST

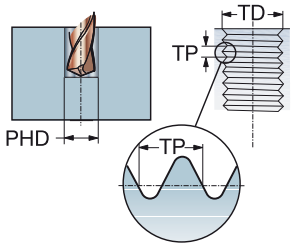

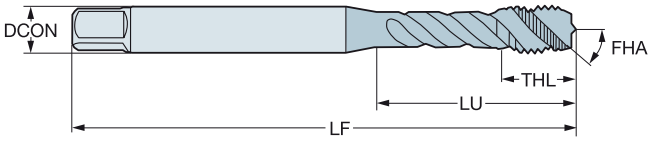

P M

TDZ	TP	LU	CZC_{MS}	TCTR	Código de pedido	Dimensiones, mm, pulg. DCON	TD	LF	THL	NOF	BSG
MF 4x0.5	0.50	19.00	4.00 x 3.15	6H	**E013M4X.5**	4.00	4.00	53.00	6.70	3	ISO 529
		.748				*.157*	*.157*	*2.086*	*.263*		
MF 5x0.5	0.50	22.00	5.00 x 4.00	6H	**E013M5X.5**	5.00	5.00	58.00	7.70	3	ISO 529
		.866				*.197*	*.196*	*2.283*	*.303*		
MF 6x0.5	0.50	27.00	6.30 x 5.00	6H	**E013M6X.5**	6.30	6.00	66.00	10.00	3	ISO 529
		1.062				*.248*	*.236*	*2.598*	*.393*		
MF 6x0.75	0.75	27.00	6.30 x 5.00	6H	**E013M6X.75**	6.30	6.00	66.00	10.00	3	ISO 529
		1.062				*.248*	*.236*	*2.598*	*.393*		
MF 8x0.75	0.75	31.00	8.00 x 6.30	6H	**E013M8X.75**	8.00	8.00	72.00	11.60	3	ISO 529
		1.220				*.315*	*.314*	*2.834*	*.456*		
MF 8x1	1.00	31.00	8.00 x 6.30	6H	**E013M8X1.0**	8.00	8.00	72.00	11.60	3	ISO 529
		1.220				*.315*	*.314*	*2.834*	*.456*		
MF 10x1	1.00	35.00	10.00 x 8.00	6H	**E013M10X1.0**	10.00	10.00	80.00	15.10	3	ISO 529
		1.377				*.394*	*.393*	*3.149*	*.594*		
MF 10x1.25	1.25	35.00	10.00 x 8.00	6H	**E013M10X1.25**	10.00	10.00	80.00	15.10	3	ISO 529
		1.377				*.394*	*.393*	*3.149*	*.594*		
MF 12x1	1.00	62.00	9.00 x 7.10	6H	**E013M12X1.0**	9.00	12.00	89.00	16.00	3	ISO 529
		2.440				*.354*	*.472*	*3.503*	*.629*		
MF 12x1.25	1.25	62.00	9.00 x 7.10	6H	**E013M12X1.25**	9.00	12.00	89.00	16.00	3	ISO 529
		2.440				*.354*	*.472*	*3.503*	*.629*		
MF 12x1.5	1.50	62.00	9.00 x 7.10	6H	**E013M12X1.5**	9.00	12.00	89.00	16.00	3	ISO 529
		2.440				*.354*	*.472*	*3.503*	*.629*		
MF 14x1.5	1.50	66.00	11.20 x 9.00	6H	**E013M14X1.5**	11.20	14.00	95.00	18.00	3	ISO 529
		2.598				*.441*	*.551*	*3.740*	*.708*		
MF 16x1	1.00	59.00	12.50 x 10.00	6H	**E013M16X1.0**	12.50	16.00	102.00	18.00	4	ISO 529
		2.322				*.492*	*.629*	*4.015*	*.708*		
MF 16x1.5	1.50	59.00	12.50 x 10.00	6H	**E013M16X1.5**	12.50	16.00	102.00	18.00	4	ISO 529
		2.322				*.492*	*.629*	*4.015*	*.708*		
MF 18x1.5	1.50	68.00	14.00 x 11.20	6H	**E013M18X1.5**	14.00	18.00	112.00	29.50	4	ISO 529
		2.677				*.551*	*.708*	*4.409*	*1.161*		
MF 20x1.5	1.50	68.00	14.00 x 11.20	6H	**E013M20X1.5**	14.00	20.00	112.00	22.50	4	ISO 529
		2.677				*.551*	*.787*	*4.409*	*.885*		
MF 22x1.5	1.50	72.00	16.00 x 12.50	6H	**E013M22X1.5**	16.00	22.00	118.00	29.50	4	ISO 529
		2.834				*.630*	*.866*	*4.645*	*1.161*		

O5 Q5 L253 PHD/PHDX L247 Q1 Q35

Macho de corte CoroTap™ 300 con estría helicoidal

Forma de rosca: métrica fina

THCHT	C
THBTP	0
ULDR	2.5
FHA	45°
CNSC	0
SUSTRATO	HSS-PM

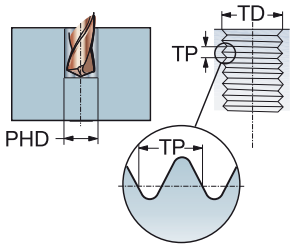

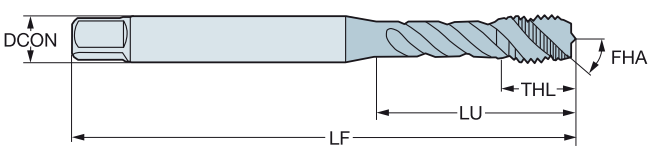

P N S

TDZ	TP	LU	CZC_{MS}	TCTR	Código de pedido	Dimensiones, mm, pulg. DCON	TD	LF	THL	NOF	BSG
MF 8x1	1.00	33.26	.318 x .238	6H	**E017M8X1.0**	8.10	8.00	69.06	11.60	3	ANSI
		1.309				*.318*	*.314*	*2.718*	*.456*		
MF 10x1	1.00	36.61	.381 x .286	6H	**E017M10X1.0**	9.70	10.00	74.61	13.50	3	ANSI
		1.441				*.381*	*.393*	*2.937*	*.531*		
MF 14x1.5	1.50	66.10	.429 x .322	6H	**E017M14X1.5**	10.90	14.00	91.28	18.00	3	ANSI
		2.602				*.429*	*.551*	*3.593*	*.708*		
MF 18x1.5	1.50	62.08	.542 x .406	6H	**E017M18X1.5**	13.80	18.00	102.39	22.50	3	ANSI
		2.444				*.542*	*.708*	*4.031*	*.885*		

O5 Q5 L253 PHD/PHDX L247 Q1 Q35

Macho de corte CoroTap™ 300 con estría helicoidal

Forma de rosca: métrica fina

THCHT	C
THBTP	0
ULDR	2.5
FHA	45°
CNSC	0
SUSTRATO	HSS-PM
RECUBRIMIENTO	ST

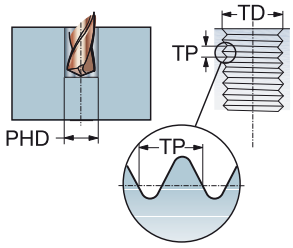

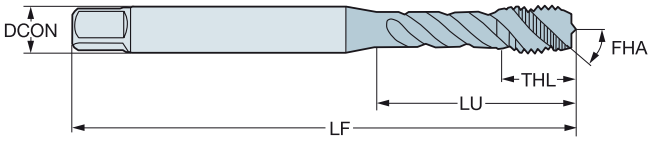

P M

TDZ	TP	LU	CZC_{MS}	TCTR	Código de pedido	Dimensiones, mm, pulg. DCON	TD	LF	THL	NOF	BSG
MF 8x1	1.00	33.26	.318 x .238	6H	**E018M8X1.0**	8.10	8.00	69.06	11.60	3	ANSI
		1.309				*.318*	*.314*	*2.718*	*.456*		
MF 10x1	1.00	36.61	.381 x .286	6H	**E018M10X1.0**	9.70	10.00	74.61	13.50	3	ANSI
		1.441				*.381*	*.393*	*2.937*	*.531*		
MF 14x1.5	1.50	66.10	.429 x .322	6H	**E018M14X1.5**	10.90	14.00	91.28	18.00	3	ANSI
		2.602				*.429*	*.551*	*3.593*	*.708*		
MF 18x1.5	1.50	62.08	.542 x .406	6H	**E018M18X1.5**	13.80	18.00	102.39	22.50	3	ANSI
		2.444				*.542*	*.708*	*4.031*	*.885*		

O5 Q5 L253 PHD/PHDX L247 Q1 Q35

Macho de corte CoroTap™ 300 con estría helicoidal

Forma de rosca: UNC

THCHT	C
THBTP	0
ULDR	1.5
FHA	15°
CNSC	0
SUSTRATO	HSS-E-PM
RECUBRIMIENTO	CoolTop

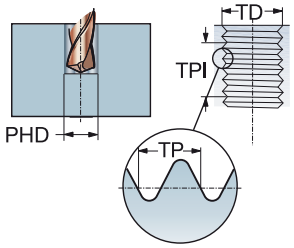

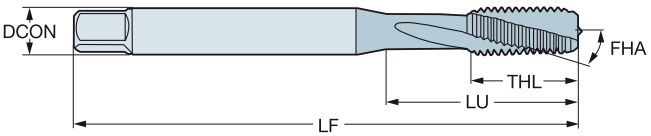

P
30–48 HRC

TDZ	TPI	LU	CZC_{MS}	TCTR	Código de pedido	Dimensiones, mm, pulg. DCON	TD	LF	THL	NOF	BSG
UNC #4-40	40.0	11.90	.141 x .110	2B	**E8844-40**	3.60	2.84	56.00	11.90	3	C-DIN/ANSI
		.468				*.141*	*.112*	*2.204*	*.468*		
UNC #6-32	32.0	13.90	.168 x .131	2B	**E8846-32**	4.30	3.51	63.00	13.90	3	C-DIN/ANSI
		.547				*.168*	*.137*	*2.480*	*.547*		
UNC #8-32	32.0	15.10	.194 x .152	2B	**E8848-32**	4.90	4.17	70.00	15.10	3	C-DIN/ANSI
		.594				*.194*	*.164*	*2.755*	*.594*		
UNC #10-24	24.0	17.00	.255 x .191	2B	**E88410-24**	6.50	4.83	80.00	17.00	3	C-DIN/ANSI
		.669				*.255*	*.190*	*3.149*	*.669*		
UNC 1/4-20	20.0	20.20	.318 x .238	2B	**E8841/4**	8.10	6.35	90.00	20.20	3	C-DIN/ANSI
		.795				*.318*	*.250*	*3.543*	*.795*		
UNC 5/16-18	18.0	20.00	.381 x .286	2B	**E8845/16**	9.70	7.94	100.00	22.80	3	C-DIN/ANSI
		.787				*.381*	*.312*	*3.937*	*.897*		
UNC 3/8-16	16.0	37.00	.381 x .286	2B	**E8843/8**	9.70	9.53	100.00	20.00	3	DIN/ANSI
		1.456				*.381*	*.375*	*3.937*	*.787*		
UNC 7/16-14	14.0	72.60	.323 x .242	2B	**E8847/16**	8.20	11.11	100.00	20.00	4	DIN/ANSI
		2.858				*.323*	*.437*	*3.937*	*.787*		
UNC 1/2-13	13.0	81.80	.367 x .275	2B	**E8841/2**	9.30	12.70	110.00	23.00	4	DIN/ANSI
		3.220				*.367*	*.500*	*4.330*	*.905*		
UNC 5/8-11	11.0	65.80	.480 x .360	2B	**E8845/8**	12.20	15.88	110.00	23.00	4	DIN/ANSI
		2.590				*.480*	*.625*	*4.330*	*.905*		
UNC 3/4-10	10.0	77.50	.590 x .442	2B	**E8843/4**	15.00	19.05	125.00	30.00	4	DIN/ANSI
		3.051				*.590*	*.750*	*4.921*	*1.181*		

O5 Q5 L253 PHD/PHDX L247 Q1 Q35

Macho de corte CoroTap™ 300 con estría helicoidal

Forma de rosca: UNC

THCHT	C
THBTP	0
ULDR	2.5
FHA	45°
CNSC	0
SUSTRATO	HSS-PM
RECUBRIMIENTO	CoolTop

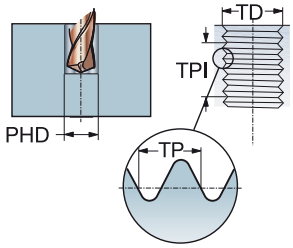

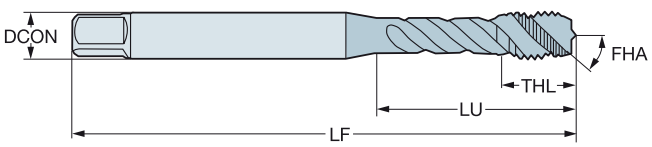

P
≤350HB

TDZ	TPI	LU	CZC_{MS}	TCTR	Código de pedido	Dimensiones, mm, pulg. DCON	TD	LF	THL	NOF	BSG
UNC #6-32	32.0	30.20	3.55 x 2.80	2B	**E0586-32**	3.60	3.51	50.00	6.30	3	ISO 529
		1.189				*.140*	*.137*	*1.968*	*.248*		
UNC #8-32	32.0	17.00	4.50 x 3.55	2B	**E0588-32**	4.50	4.17	53.00	6.70	3	ISO 529
		.669				*.177*	*.164*	*2.086*	*.263*		
UNC #10-24	24.0	20.00	5.00 x 4.00	2B	**E05810-24**	5.00	4.83	58.00	7.70	3	ISO 529
		.787				*.197*	*.190*	*2.283*	*.303*		
UNC 1/4-20	20.0	28.00	6.30 x 5.00	2B	**E0581/4**	6.30	6.35	66.00	10.20	3	ISO 529
		1.102				*.248*	*.250*	*2.598*	*.401*		
UNC 5/16-18	18.0	31.00	8.00 x 6.30	2B	**E0585/16**	8.00	7.94	72.00	11.60	3	ISO 529
		1.220				*.315*	*.312*	*2.834*	*.456*		
UNC 3/8-16	16.0	34.00	10.00 x 8.00	2B	**E0583/8**	10.00	9.53	80.00	15.10	3	ISO 529
		1.338				*.394*	*.375*	*3.149*	*.594*		
UNC 1/2-13	13.0	62.00	9.00 x 7.10	2B	**E0581/2**	9.00	12.70	89.00	17.50	3	ISO 529
		2.440				*.354*	*.500*	*3.503*	*.688*		
UNC 5/8-11	11.0	59.00	12.50 x 10.00	2B	**E0585/8**	12.50	15.88	102.00	18.00	4	ISO 529
		2.322				*.492*	*.625*	*4.015*	*.708*		
UNC 3/4-10	10.0	68.00	14.00 x 11.20	2B	**E0583/4**	14.00	19.05	112.00	22.50	4	ISO 529
		2.677				*.551*	*.750*	*4.409*	*.885*		

O5 Q5 L253 PHD/PHDX L247 Q1 Q35

Macho de corte CoroTap™ 300 con estría helicoidal

Forma de rosca: UNC

THCHT	C
THBTP	1
ULDR	3.0
FHA	48°
CNSC	0
SUSTRATO	HSS-E-PM
RECUBRIMIENTO	CoolTop

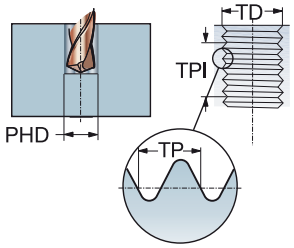

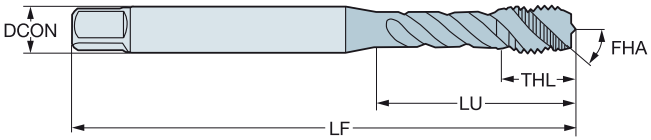

P
≤350HB

							Dimensiones, mm, pulg.					
TDZ	TPI	LU	CZC_{MS}	TCTR	TCT	**Código de pedido**	DCON	TD	LF	THL	NOF	BSG
UNC #2-56	56.0	11.99	.141 x .110	3B	H1	**EX23PA2-56**	3.60	2.18	45.00	3.98	3	DIN/ANSI
		.472					*.141*	*.085*	*1.771*	*.157*		
UNC #4-40	40.0	16.97	.141 x .110	2B	H2	**EX23PA4-40**	3.60	2.84	56.00	6.49	3	DIN/ANSI
		.668					*.141*	*.112*	*2.204*	*.255*		
UNC #5-40	40.0	17.74	.141 x .110	2B	H2	**EX23PA5-40**	3.60	3.18	56.00	6.49	3	DIN/ANSI
		.698					*.141*	*.125*	*2.204*	*.255*		
UNC #6-32	32.0	20.20	.141 x .110	2B	H3	**EX23PA6-32**	3.60	3.51	56.00	6.49	3	DIN/ANSI
		.795					*.141*	*.137*	*2.204*	*.255*		
UNC #8-32	32.0	21.18	.168 x .131	2B	H3	**EX23PA8-32**	4.30	4.17	63.00	7.00	3	DIN/ANSI
		.833					*.168*	*.164*	*2.480*	*.275*		
UNC #8-32	32.0	21.18	.168 x .131	2B	H5	**EX23PA8-32H5**	4.30	4.17	63.00	7.00	3	DIN/ANSI
		.833					*.168*	*.164*	*2.480*	*.275*		
UNC #10-24	24.0	27.54	.194 x .152	2B	H3	**EX23PA10-24**	4.90	4.83	70.00	8.40	3	DIN/ANSI
		1.084					*.194*	*.190*	*2.755*	*.330*		
UNC 1/4-20	20.0	24.69	.255 x .191	3B	H3	**EX23PA1/4**	6.50	6.35	80.00	10.20	3	DIN/ANSI
		.972					*.255*	*.250*	*3.149*	*.401*		
UNC 1/4-20	20.0	24.69	.255 x .191	2B	H5	**EX23PA1/4H5**	6.50	6.35	80.00	10.20	3	DIN/ANSI
		.972					*.255*	*.250*	*3.149*	*.401*		
UNC 5/16-18	18.0	33.17	.318 x .238	3B	H3	**EX23PA5/16**	8.10	7.94	90.00	12.20	3	DIN/ANSI
		1.305					*.318*	*.312*	*3.543*	*.480*		
UNC 5/16-18	18.0	33.17	.318 x .238	2B	H5	**EX23PA5/16H5**	8.10	7.94	90.00	12.20	3	DIN/ANSI
		1.305					*.318*	*.312*	*3.543*	*.480*		
UNC 3/8-16	16.0	38.07	.381 x .286	3B	H3	**EX23PA3/8**	9.70	9.53	100.00	15.79	3	DIN/ANSI
		1.498					*.381*	*.375*	*3.937*	*.622*		
UNC 3/8-16	16.0	38.07	.381 x .286	2B	H5	**EX23PA3/8H5**	9.70	9.53	100.00	15.79	3	DIN/ANSI
		1.498					*.381*	*.375*	*3.937*	*.622*		
UNC 7/16-14	14.0	72.60	.323 x .242	3B	H3	**EX23PA7/16**	8.20	11.11	100.00	15.01	3	DIN/ANSI
		2.858					*.323*	*.437*	*3.937*	*.590*		
UNC 1/2-13	13.0	81.80	.367 x .275	3B	H3	**EX23PA1/2**	9.30	12.70	110.00	18.00	3	DIN/ANSI
		3.220					*.367*	*.500*	*4.330*	*.709*		
UNC 1/2-13	13.0	81.80	.367 x .275	2B	H5	**EX23PA1/2H5**	9.30	12.70	110.00	18.00	3	DIN/ANSI
		3.220					*.367*	*.500*	*4.330*	*.709*		
UNC 5/8-11	11.0	65.80	.480 x .360	3B	H3	**EX23PA5/8**	12.20	15.88	110.00	19.99	4	DIN/ANSI
		2.590					*.480*	*.625*	*4.330*	*.787*		
UNC 5/8-11	11.0	65.80	.480 x .360	2B	H5	**EX23PA5/8H5**	12.20	15.88	110.00	19.99	4	DIN/ANSI
		2.590					*.480*	*.625*	*4.330*	*.787*		
UNC 3/4-10	10.0	77.50	.590 x .442	3B	H3	**EX23PA3/4**	15.00	19.05	125.00	25.00	4	DIN/ANSI
		3.051					*.590*	*.750*	*4.921*	*.984*		
UNC 3/4-10	10.0	77.50	.590 x .442	2B	H5	**EX23PA3/4H5**	15.00	19.05	125.00	25.00	4	DIN/ANSI
		3.051					*.590*	*.750*	*4.921*	*.984*		
UNC 7/8-9	9.0	90.90	.697 x .523	3B	H4	**EX23PA7/8**	17.70	22.23	140.00	25.00	4	DIN/ANSI
		3.578					*.697*	*.875*	*5.511*	*.984*		
UNC 1"-8	8.0	95.40	.800 x .600	3B	H4	**EX23PA1**	20.30	25.40	160.00	29.99	4	DIN/ANSI
		3.755					*.800*	*1.000*	*6.299*	*1.180*		

O5 Q5 L253 PHD/PHDX L247 Q1 Q35

Macho de corte CoroTap™ 300 con estría helicoidal

Forma de rosca: UNC

THCHT	C
THBTP	1
ULDR	3.0
FHA	48°
CNSC	1
SUSTRATO	HSS-E-PM
RECUBRIMIENTO	CoolTop

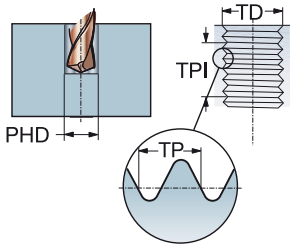

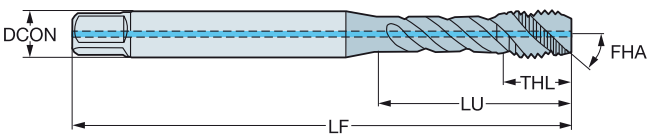

P
≤350HB

TDZ	TPI	LU	CZC_{MS}	TCTR	Código de pedido	Dimensiones, mm, pulg. DCON	TD	LF	THL	NOF	BSG
UNC 1/4-20	20.0	24.69	.255 x .191	2BX	**EX29PA1/4**	6.50	6.35	80.00	10.20	3	DIN/ANSI
		.972				*.255*	*.250*	*3.149*	*.401*		
UNC 5/16-18	18.0	33.17	.318 x .238	2BX	**EX29PA5/16**	8.10	7.94	90.00	12.20	3	DIN/ANSI
		1.305				*.318*	*.312*	*3.543*	*.480*		
UNC 3/8-16	16.0	38.07	.381 x .286	2BX	**EX29PA3/8**	9.70	9.53	100.00	15.79	3	DIN/ANSI
		1.498				*.381*	*.375*	*3.937*	*.622*		
UNC 7/16-14	14.0	72.60	.323 x .242	2BX	**EX29PA7/16**	8.20	11.11	100.00	15.01	3	DIN/ANSI
		2.858				*.323*	*.437*	*3.937*	*.590*		
UNC 1/2-13	13.0	81.90	.367 x .275	2BX	**EX29PA1/2**	9.30	12.70	110.00	18.00	3	DIN/ANSI
		3.224				*.367*	*.500*	*4.330*	*.709*		
UNC 5/8-11	11.0	65.80	.480 x .360	2BX	**EX29PA5/8**	12.20	15.88	110.00	19.99	4	DIN/ANSI
		2.590				*.480*	*.625*	*4.330*	*.787*		
UNC 3/4-10	10.0	77.50	.590 x .442	2BX	**EX29PA3/4**	15.00	19.05	125.00	25.00	4	DIN/ANSI
		3.051				*.590*	*.750*	*4.921*	*.984*		
UNC 7/8-9	9.0	90.90	.697 x .523	2BX	**EX29PA7/8**	17.70	22.23	140.00	25.00	4	DIN/ANSI
		3.578				*.697*	*.875*	*5.511*	*.984*		
UNC 1"-8	8.0	95.40	.800 x .600	2BX	**EX29PA1**	20.30	25.40	160.00	29.99	4	DIN/ANSI
		3.755				*.800*	*1.000*	*6.299*	*1.180*		

O5

Q5

L253

PHD/PHDX L247

Q1

Q35

Macho de corte CoroTap™ 300 con estría helicoidal

Forma de rosca: UNC

THCHT	C
THBTP	0
ULDR	2.5
FHA	48°
CNSC	0
SUSTRATO	HSS-PM
RECUBRIMIENTO	ST

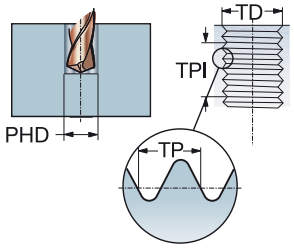

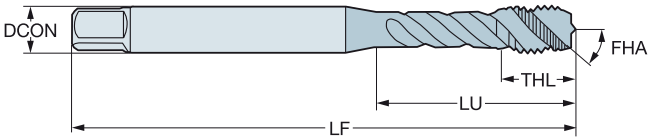

M

TDZ	TPI	LU	CZC_{MS}	TCTR	Código de pedido	Dimensiones, mm, pulg. DCON	TD	LF	THL	NOF	BSG
UNC #4-40	40.0	14.00	3.15 x 2.50	2B	**E0564-40**	3.20	2.84	48.00	6.20	3	ISO 529
		.551				*.124*	*.112*	*1.889*	*.244*		
UNC #6-32	32.0	17.00	3.55 x 2.80	2B	**E0566-32**	3.60	3.51	48.00	6.30	3	ISO 529
		.669				*.140*	*.137*	*1.889*	*.248*		
UNC #8-32	32.0	17.00	4.50 x 3.55	2B	**E0568-32**	4.50	4.17	53.00	6.70	3	ISO 529
		.669				*.177*	*.164*	*2.086*	*.263*		
UNC #10-24	24.0	21.00	5.00 x 4.00	2B	**E05610-24**	5.00	4.83	58.00	7.70	3	ISO 529
		.826				*.197*	*.190*	*2.283*	*.303*		
UNC 1/4-20	20.0	27.00	6.30 x 5.00	2B	**E0561/4**	6.30	6.35	66.00	10.20	3	ISO 529
		1.062				*.248*	*.250*	*2.598*	*.401*		
UNC 5/16-18	18.0	31.00	8.00 x 6.30	2B	**E0565/16**	8.00	7.94	72.00	11.60	3	ISO 529
		1.220				*.315*	*.312*	*2.834*	*.456*		
UNC 3/8-16	16.0	33.00	10.00 x 8.00	2B	**E0563/8**	10.00	9.53	80.00	15.10	3	ISO 529
		1.299				*.394*	*.375*	*3.149*	*.594*		
UNC 1/2-13	13.0	62.00	9.00 x 7.10	2B	**E0561/2**	9.00	12.70	89.00	17.50	3	ISO 529
		2.440				*.354*	*.500*	*3.503*	*.688*		
UNC 5/8-11	11.0	59.00	12.50 x 10.00	2B	**E0565/8**	12.50	15.88	102.00	18.00	4	ISO 529
		2.322				*.492*	*.625*	*4.015*	*.708*		
UNC 3/4-10	10.0	68.00	14.00 x 11.20	2B	**E0563/4**	14.00	19.05	112.00	22.50	4	ISO 529
		2.677				*.551*	*.750*	*4.409*	*.885*		

O5 Q5 L253 PHD/PHDX L247 Q1 Q35

SANDVIK Coromant

Macho de corte CoroTap™ 300 con estría helicoidal

Forma de rosca: UNC

THCHT	C
THBTP	0
ULDR	2.5
FHA	48°
CNSC	0
SUSTRATO	HSS-PM
RECUBRIMIENTO	ST

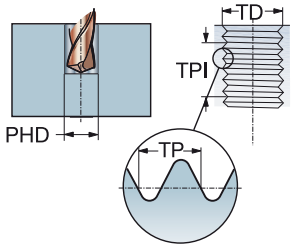

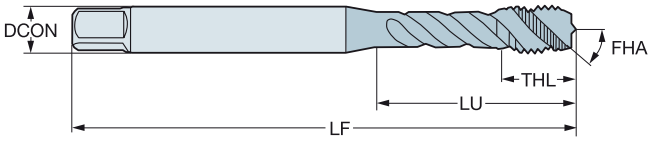

M

TDZ	TPI	LU	CZC_{MS}	TCTR	TCT	Código de pedido	Dimensiones, mm, pulg. DCON	TD	LF	THL	NOF	BSG
UNC #4-40	40.0	15.50	.141 x .110	2B	H2	**E0694-40**	3.60	2.84	47.63	15.50	3	ANSI
		.610					*.141*	*.112*	*1.875*	*.610*		
UNC #5-40	40.0	13.30	.141 x .110	2B	H2	**E0695-40**	3.60	3.18	49.21	13.30	3	ANSI
		.523					*.141*	*.125*	*1.937*	*.523*		
UNC #6-32	32.0	15.08	.141 x .110	3B	H2	**E0696-32**	3.60	3.51	50.80	7.90	3	ANSI
		.593					*.141*	*.137*	*2.000*	*.311*		
UNC #8-32	32.0	16.58	.168 x .131	3B	H2	**E0698-32**	4.30	4.17	53.98	7.90	3	ANSI
		.652					*.168*	*.164*	*2.125*	*.311*		
UNC #10-24	24.0	21.42	.194 x .152	2B	H3	**E06910-24**	4.90	4.83	60.33	8.50	3	ANSI
		.843					*.194*	*.190*	*2.375*	*.334*		
UNC #12-24	24.0	22.47	.220 x .165	2B	H3	**E06912-24**	5.60	5.49	60.33	8.50	3	ANSI
		.884					*.220*	*.215*	*2.375*	*.334*		
UNC 1/4-20	20.0	27.92	.255 x .191	3B	H3	**E0691/4**	6.50	6.35	63.50	10.00	3	ANSI
		1.099					*.255*	*.250*	*2.500*	*.393*		
UNC 5/16-18	18.0	33.26	.318 x .238	3B	H3	**E0695/16**	8.10	7.94	69.06	11.60	3	ANSI
		1.309					*.318*	*.312*	*2.718*	*.456*		
UNC 3/8-16	16.0	36.61	.381 x .286	3B	H3	**E0693/8**	9.70	9.53	74.61	13.50	3	ANSI
		1.441					*.381*	*.375*	*2.937*	*.531*		
UNC 7/16-14	14.0	52.77	.323 x .242	3B	H3	**E0697/16**	8.20	11.11	80.17	16.00	3	ANSI
		2.077					*.323*	*.437*	*3.156*	*.629*		
UNC 1/2-13	13.0	57.53	.367 x .275	3B	H3	**E0691/2**	9.30	12.70	85.73	17.50	3	ANSI
		2.264					*.367*	*.500*	*3.375*	*.688*		
UNC 9/16-12	12.0	61.58	.429 x .322	3B	H3	**E0699/16**	10.90	14.29	91.28	18.00	3	ANSI
		2.424					*.429*	*.562*	*3.593*	*.708*		
UNC 5/8-11	11.0	52.64	.480 x .360	3B	H3	**E0695/8**	12.20	15.88	96.84	18.00	4	ANSI
		2.072					*.480*	*.625*	*3.812*	*.708*		
UNC 3/4-10	10.0	60.50	.590 x .442	2B	H4	**E0693/4**	15.00	19.05	108.00	22.50	4	ANSI
		2.381					*.590*	*.750*	*4.251*	*.885*		
UNC 7/8-9	9.0	69.90	.697 x .523	3B	H4	**E0697/8**	17.70	22.23	119.00	25.00	4	ANSI
		2.751					*.697*	*.875*	*4.685*	*.984*		
UNC 1"-8	8.0	65.60	.800 x .600	3B	H4	**E0691**	20.30	25.40	130.20	30.00	4	ANSI
		2.582					*.800*	*1.000*	*5.125*	*1.181*		

O5 Q5 L253 PHD/PHDX L247 Q1 Q35

Macho de corte CoroTap™ 300 con estría helicoidal

Forma de rosca: UNC

THCHT	C
THBTP	1
ULDR	2.5
FHA	48°
CNSC	0
SUSTRATO	HSS-PM
RECUBRIMIENTO	SmoothTop

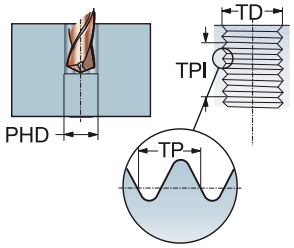

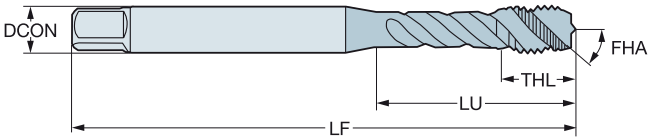

M

TDZ	TPI	LU	CZC_{MS}	TCTR	Código de pedido	Dimensiones, mm, pulg. DCON	TD	LF	THL	NOF	BSG
UNC #4-40	40.0	15.47	.141 x .110	2B	**E8824-40**	3.60	2.84	56.00	6.50	3	DIN/ANSI
		.609				*.141*	*.112*	*2.204*	*.255*		
UNC #6-32	32.0	15.08	.141 x .110	2B	**E8826-32**	3.60	3.51	56.00	6.50	3	DIN/ANSI
		.593				*.141*	*.137*	*2.204*	*.255*		
UNC #8-32	32.0	16.58	.168 x .131	2B	**E8828-32**	4.30	4.17	63.00	7.00	3	DIN/ANSI
		.652				*.168*	*.164*	*2.480*	*.275*		
UNC #10-24	24.0	21.00	.194 x .152	2B	**E88210-24**	4.90	4.83	70.00	8.40	3	DIN/ANSI
		.826				*.194*	*.190*	*2.755*	*.330*		
UNC 1/4-20	20.0	25.59	.255 x .191	2B	**E8821/4**	6.50	6.35	80.00	10.20	3	DIN/ANSI
		1.007				*.255*	*.250*	*3.149*	*.401*		
UNC 5/16-18	18.0	30.20	.318 x .238	2B	**E8825/16**	8.10	7.94	90.00	12.20	3	DIN/ANSI
		1.189				*.318*	*.312*	*3.543*	*.480*		
UNC 3/8-16	16.0	32.80	.381 x .286	2B	**E8823/8**	9.70	9.53	100.00	15.80	3	DIN/ANSI
		1.291				*.381*	*.375*	*3.937*	*.622*		
UNC 7/16-14	14.0	72.60	.323 x .242	2B	**E8827/16**	8.20	11.11	100.00	15.00	3	DIN/ANSI
		2.858				*.323*	*.437*	*3.937*	*.590*		
UNC 1/2-13	13.0	81.80	.367 x .275	2B	**E8821/2**	9.30	12.70	110.00	18.00	3	DIN/ANSI
		3.220				*.367*	*.500*	*4.330*	*.708*		
UNC 5/8-11	11.0	65.80	.480 x .360	2B	**E8825/8**	12.20	15.88	110.00	20.00	4	DIN/ANSI
		2.590				*.480*	*.625*	*4.330*	*.787*		
UNC 3/4-10	10.0	77.50	.590 x .442	2B	**E8823/4**	15.00	19.05	125.00	25.00	4	DIN/ANSI
		3.051				*.590*	*.750*	*4.921*	*.984*		
UNC 7/8-9	9.0	90.90	.697 x .523	2B	**E8827/8**	17.70	22.23	140.00	25.00	4	DIN/ANSI
		3.578				*.697*	*.875*	*5.511*	*.984*		

O5 Q5 L253 PHD/PHDX L247 Q1 Q35

Macho de corte CoroTap™ 300 con estría helicoidal

Forma de rosca: UNC

THCHT	C
THBTP	0
ULDR	1.5
FHA	15°
CNSC	0
SUSTRATO	HSS-E-PM

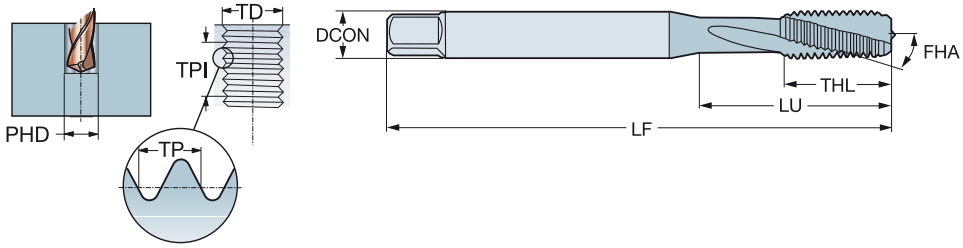

N

TDZ	TPI	LU	CZC_{MS}	TCTR	Código de pedido	Dimensiones, mm, pulg. DCON	TD	LF	THL	NOF	BSG
UNC #4-40	40.0	15.47	.141 x .110	2B	**E8864-40**	3.60	2.84	56.00	9.00	3	DIN/ANSI
		.609				*.141*	*.112*	*2.204*	*.354*		
UNC #6-32	32.0	15.08	.141 x .110	2B	**E8866-32**	3.60	3.51	56.00	11.00	3	DIN/ANSI
		.593				*.141*	*.137*	*2.204*	*.433*		
UNC #8-32	32.0	16.58	.168 x .131	2B	**E8868-32**	4.30	4.17	63.00	13.00	3	DIN/ANSI
		.652				*.168*	*.164*	*2.480*	*.511*		
UNC #10-24	24.0	21.42	.194 x .152	2B	**E88610-24**	4.90	4.83	70.00	14.00	3	DIN/ANSI
		.843				*.194*	*.190*	*2.755*	*.551*		
UNC 1/4-20	20.0	25.59	.255 x .191	2B	**E8861/4**	6.50	6.35	80.00	15.00	3	DIN/ANSI
		1.007				*.255*	*.250*	*3.149*	*.590*		
UNC 5/16-18	18.0	30.20	.318 x .238	2B	**E8865/16**	8.10	7.94	90.00	18.00	3	DIN/ANSI
		1.189				*.318*	*.312*	*3.543*	*.708*		
UNC 3/8-16	16.0	32.80	.381 x .286	2B	**E8863/8**	9.70	9.53	100.00	20.00	3	DIN/ANSI
		1.291				*.381*	*.375*	*3.937*	*.787*		
UNC 1/2-13	13.0	81.80	.367 x .275	2B	**E8861/2**	9.30	12.70	110.00	23.00	3	DIN/ANSI
		3.220				*.367*	*.500*	*4.330*	*.905*		
UNC 5/8-11	11.0	65.80	.480 x .360	2B	**E8865/8**	12.20	15.88	110.00	23.00	3	DIN/ANSI
		2.590				*.480*	*.625*	*4.330*	*.905*		
UNC 3/4-10	10.0	77.50	.590 x .442	2B	**E8863/4**	15.00	19.05	125.00	30.00	4	DIN/ANSI
		3.051				*.590*	*.750*	*4.921*	*1.181*		

O5 Q5 L253 PHD/PHDX L247 Q1 Q35

Macho de corte CoroTap™ 300 con estría helicoidal

Forma de rosca: UNC

THCHT	C
THBTP	0
ULDR	2.5
TCTR	2B
FHA	45°
CNSC	0

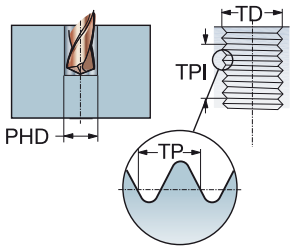

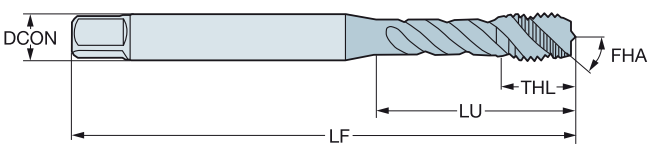

TDZ	TPI	LU	CZC_{MS}	Código de pedido	P B110	P B145	P B150	P C110	P C145	P C150	M B110	M B145	M C110	M C145	K B110	K B145	K C110	K C145	N B110	N B150	N C110	N C150	S B110	S B150	S C110	S C150	Dimensiones, mm, pulg. DCON	TD	LF	THL	NOF	BSG
UNC #4-40	40.0	18.00	3.50 x 2.70	T300-XM100DE-4-40				☆	☆	☆			☆	☆			☆	☆			☆	☆			☆	☆	3.50	2.84	56.00	5.60	3	DIN 2184-1
		.708																									*.138*	*.112*	*2.204*	*.220*		
UNC #5-40	40.0	18.00	3.50 x 2.70	T300-XM100DE-5-40				☆	☆	☆			☆	☆			☆	☆			☆	☆			☆	☆	3.50	3.18	56.00	5.60	3	DIN 2184-1
		.708																									*.138*	*.125*	*2.204*	*.220*		
UNC #6-32	32.0	20.00	4.00 x 3.00	T300-XM100DE-6-32				☆	☆	☆			☆	☆			☆	☆			☆	☆			☆	☆	4.00	3.51	56.00	6.50	3	DIN 2184-1
		.787																									*.157*	*.137*	*2.204*	*.255*		
UNC #8-32	32.0	21.00	4.50 x 3.40	T300-XM100DE-8-32				☆	☆	☆			☆	☆			☆	☆			☆	☆			☆	☆	4.50	4.17	63.00	6.50	3	DIN 2184-1
		.826																									*.177*	*.164*	*2.480*	*.255*		
UNC #10-24	24.0	25.00	6.00 x 4.90	T300-XM100DE-10-24				☆	☆	☆			☆	☆			☆	☆			☆	☆			☆	☆	6.00	4.83	70.00	8.00	3	DIN 2184-1
		.984																									*.236*	*.190*	*2.755*	*.314*		
UNC #12-24	24.0	30.00	6.00 x 4.90	T300-XM100DE-12-24				☆	☆	☆			☆	☆			☆	☆			☆	☆			☆	☆	6.00	5.49	80.00	10.00	3	DIN 2184-1
		1.181																									*.236*	*.215*	*3.149*	*.393*		
UNC 1/4-20	20.0	30.00	7.00 x 5.50	T300-XM100DE-1/4				☆	☆	☆			☆	☆			☆	☆			☆	☆			☆	☆	7.00	6.35	80.00	10.00	3	DIN 2184-1
		1.181																									*.276*	*.250*	*3.149*	*.393*		
UNC 5/16-18	18.0	35.00	8.00 x 6.20	T300-XM100DE-5/16				☆	☆	☆			☆	☆			☆	☆			☆	☆			☆	☆	8.00	7.94	90.00	12.00	3	DIN 2184-1
		1.377																									*.315*	*.312*	*3.543*	*.472*		
UNC 3/8-16	16.0	39.00	10.00 x 8.00	T300-XM100DE-3/8				☆	☆	☆			☆	☆			☆	☆			☆	☆			☆	☆	10.00	9.53	100.00	15.00	3	DIN 2184-1
		1.535																									*.394*	*.375*	*3.937*	*.590*		
UNC 7/16-14	14.0	75.75	8.00 x 6.20	T300-XM101DE-7/16				☆	☆	☆			☆	☆			☆	☆			☆	☆			☆	☆	8.00	11.11	100.00	15.00	3	DIN 2184-1
		2.982																									*.315*	*.437*	*3.937*	*.590*		
UNC 1/2-13	13.0	82.75	9.00 x 7.00	T300-XM101DE-1/2				☆	☆	☆			☆	☆			☆	☆			☆	☆			☆	☆	9.00	12.70	110.00	18.00	3	DIN 2184-1
		3.257																									*.354*	*.500*	*4.330*	*.708*		
UNC 5/8-11	11.0	67.75	12.00 x 9.00	T300-XM101DE-5/8				☆	☆	☆			☆	☆			☆	☆			☆	☆			☆	☆	12.00	15.88	110.00	20.00	4	DIN 2184-1
		2.667																									*.472*	*.625*	*4.330*	*.787*		
UNC 3/4-10	10.0	80.75	14.00 x 11.00	T300-XM101DE-3/4	☆	☆	☆				☆	☆			☆	☆			☆	☆			☆	☆			14.00	19.05	125.00	25.00	4	DIN 2184-1
		3.179																									*.551*	*.750*	*4.921*	*.984*		
UNC 7/8-9	9.0	92.75	18.00 x 14.50	T300-XM101DE-7/8	☆	☆	☆				☆	☆			☆	☆			☆	☆			☆	☆			18.00	22.23	140.00	25.00	4	DIN 2184-1
		3.651																									*.709*	*.875*	*5.511*	*.984*		
UNC 1"-8	8.0	112.75	18.00 x 14.50	T300-XM101DE-1	☆	☆	☆				☆	☆			☆	☆			☆	☆			☆	☆			18.00	25.40	160.00	30.00	4	DIN 2184-1
		4.438																									*.709*	*1.000*	*6.299*	*1.181*		

O5 Q5 L253 PHD/PHDX L247 Q1 Q35 Q34

Macho de corte CoroTap™ 300 con estría helicoidal

Forma de rosca: UNC

THCHT	C
THBTP	0
ULDR	2.5
FHA	45°
CNSC	0
SUSTRATO	HSS-PM

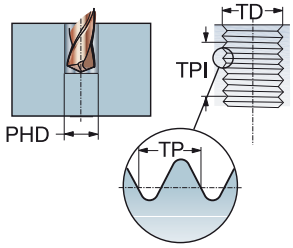

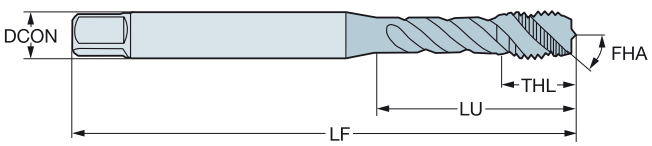

P N S

TDZ	TPI	LU	CZC_{MS}	TCTR	Código de pedido	Dimensiones, mm, pulg. DCON	TD	LF	THL	NOF	BSG
UNC #2-56	56.0	9.50	2.80 x 2.24	2B	**E0222-56**	2.80	2.18	44.50	9.50	2	ISO 529
		.374				*.110*	*.085*	*1.751*	*.374*		
UNC #4-40	40.0	14.00	3.15 x 2.50	2B	**E0224-40**	3.20	2.84	48.00	6.20	3	ISO 529
		.551				*.124*	*.112*	*1.889*	*.244*		
UNC #5-40	40.0	8.80	3.15 x 2.50	2B	**E0225-40**	3.20	3.18	48.00	8.80	3	ISO 529
		.346				*.124*	*.125*	*1.889*	*.346*		
UNC #6-32	32.0	16.00	3.55 x 2.80	2B	**E0226-32**	3.60	3.51	50.00	6.30	3	ISO 529
		.629				*.140*	*.137*	*1.968*	*.248*		
UNC #8-32	32.0	17.00	4.50 x 3.55	2B	**E0228-32**	4.50	4.17	53.00	6.70	3	ISO 529
		.669				*.177*	*.164*	*2.086*	*.263*		
UNC #10-24	24.0	20.00	5.00 x 4.00	2B	**E02210-24**	5.00	4.83	58.00	7.70	3	ISO 529
		.787				*.197*	*.190*	*2.283*	*.303*		
UNC #12-24	24.0	21.00	5.60 x 4.50	2B	**E02212-24**	5.60	5.49	62.00	12.20	3	ISO 529
		.826				*.220*	*.215*	*2.440*	*.480*		
UNC 1/4-20	20.0	28.00	6.30 x 5.00	2B	**E0221/4**	6.30	6.35	66.00	10.20	3	ISO 529
		1.102				*.248*	*.250*	*2.598*	*.401*		
UNC 5/16-18	18.0	31.00	8.00 x 6.30	2B	**E0225/16**	8.00	7.94	72.00	11.60	3	ISO 529
		1.220				*.315*	*.312*	*2.834*	*.456*		
UNC 3/8-16	16.0	34.00	10.00 x 8.00	2B	**E0223/8**	10.00	9.53	80.00	15.10	3	ISO 529
		1.338				*.394*	*.375*	*3.149*	*.594*		
UNC 7/16-14	14.0	61.00	8.00 x 6.30	2B	**E0227/16**	8.00	11.11	85.00	19.50	3	ISO 529
		2.401				*.315*	*.437*	*3.346*	*.767*		
UNC 1/2-13	13.0	62.00	9.00 x 7.10	2B	**E0221/2**	9.00	12.70	89.00	17.50	3	ISO 529
		2.440				*.354*	*.500*	*3.503*	*.688*		
UNC 5/8-11	11.0	59.00	12.50 x 10.00	2B	**E0225/8**	12.50	15.88	102.00	18.00	4	ISO 529
		2.322				*.492*	*.625*	*4.015*	*.708*		
UNC 3/4-10	10.0	68.00	14.00 x 11.20	2B	**E0223/4**	14.00	19.05	112.00	22.50	4	ISO 529
		2.677				*.551*	*.750*	*4.409*	*.885*		
UNC 7/8-9	9.0	72.00	16.00 x 12.50	2B	**E0227/8**	16.00	22.23	118.00	29.50	4	ISO 529
		2.834				*.630*	*.875*	*4.645*	*1.161*		
UNC 1"-8	8.0	82.00	18.00 x 14.00	2B	**E0221**	18.00	25.40	130.00	35.50	4	ISO 529
		3.228				*.709*	*1.000*	*5.118*	*1.397*		

O5 Q5 L253 PHD/PHDX L247 Q1 Q35

Macho de corte CoroTap™ 300 con estría helicoidal

Forma de rosca: UNC

THCHT	C
THBTP	0
ULDR	2.5
FHA	45°
CNSC	0
SUSTRATO	HSS-PM
RECUBRIMIENTO	ST

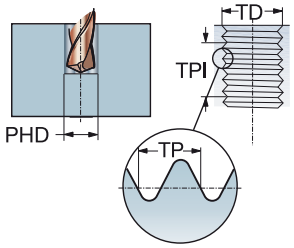

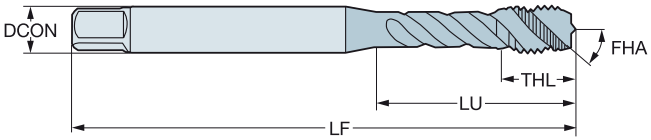

P M

						Dimensiones, mm, pulg.					
TDZ	TPI	LU	CZC_{MS}	TCTR	**Código de pedido**	DCON	TD	LF	THL	NOF	BSG
UNC #2-56	56.0	9.50	2.80 x 2.24	2B	**E0232-56**	2.80	2.18	44.50	9.50	2	ISO 529
		.374				*.110*	*.085*	*1.751*	*.374*		
UNC #4-40	40.0	14.00	3.15 x 2.50	2B	**E0234-40**	3.20	2.84	48.00	6.20	3	ISO 529
		.551				*.124*	*.112*	*1.889*	*.244*		
UNC #5-40	40.0	8.80	3.15 x 2.50	2B	**E0235-40**	3.20	3.18	48.00	8.80	3	ISO 529
		.346				*.124*	*.125*	*1.889*	*.346*		
UNC #6-32	32.0	16.00	3.55 x 2.80	2B	**E0236-32**	3.60	3.51	50.00	6.30	3	ISO 529
		.629				*.140*	*.137*	*1.968*	*.248*		
UNC #8-32	32.0	17.00	4.50 x 3.55	2B	**E0238-32**	4.50	4.17	53.00	6.70	3	ISO 529
		.669				*.177*	*.164*	*2.086*	*.263*		
UNC #10-24	24.0	20.00	5.00 x 4.00	2B	**E02310-24**	5.00	4.83	58.00	7.70	3	ISO 529
		.787				*.197*	*.190*	*2.283*	*.303*		
UNC #12-24	24.0	21.00	5.60 x 4.50	2B	**E02312-24**	5.60	5.49	62.00	12.20	3	ISO 529
		.826				*.220*	*.215*	*2.440*	*.480*		
UNC 1/4-20	20.0	28.00	6.30 x 5.00	2B	**E0231/4**	6.30	6.35	66.00	10.20	3	ISO 529
		1.102				*.248*	*.250*	*2.598*	*.401*		
UNC 5/16-18	18.0	31.00	8.00 x 6.30	2B	**E0235/16**	8.00	7.94	72.00	11.60	3	ISO 529
		1.220				*.315*	*.312*	*2.834*	*.456*		
UNC 3/8-16	16.0	34.00	10.00 x 8.00	2B	**E0233/8**	10.00	9.53	80.00	15.10	3	ISO 529
		1.338				*.394*	*.375*	*3.149*	*.594*		
UNC 7/16-14	14.0	61.00	8.00 x 6.30	2B	**E0237/16**	8.00	11.11	85.00	19.50	3	ISO 529
		2.401				*.315*	*.437*	*3.346*	*.767*		
UNC 1/2-13	13.0	62.00	9.00 x 7.10	2B	**E0231/2**	9.00	12.70	89.00	17.50	3	ISO 529
		2.440				*.354*	*.500*	*3.503*	*.688*		
UNC 5/8-11	11.0	59.00	12.50 x 10.00	2B	**E0235/8**	12.50	15.88	102.00	18.00	4	ISO 529
		2.322				*.492*	*.625*	*4.015*	*.708*		
UNC 3/4-10	10.0	68.00	14.00 x 11.20	2B	**E0233/4**	14.00	19.05	112.00	22.50	4	ISO 529
		2.677				*.551*	*.750*	*4.409*	*.885*		
UNC 7/8-9	9.0	72.00	16.00 x 12.50	2B	**E0237/8**	16.00	22.23	118.00	29.50	4	ISO 529
		2.834				*.630*	*.875*	*4.645*	*1.161*		
UNC 1"-8	8.0	82.00	18.00 x 14.00	2B	**E0231**	18.00	25.40	130.00	35.50	4	ISO 529
		3.228				*.709*	*1.000*	*5.118*	*1.397*		

O5 Q5 L253 PHD/PHDX L247 Q1 Q35

Macho de corte CoroTap™ 300 con estría helicoidal

Forma de rosca: UNC

THCHT	C
THBTP	0
ULDR	2.5
FHA	45°
CNSC	0
SUSTRATO	HSS-PM

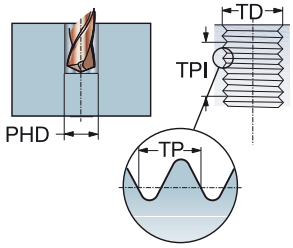

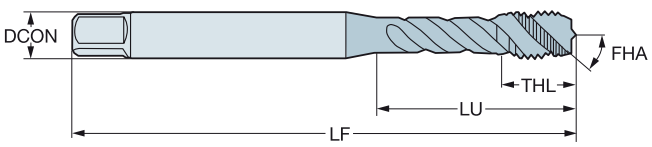

P N S

TDZ	TPI	LU	CZC_{MS}	TCTR	TCT	Código de pedido	Dimensiones, mm, pulg. DCON	TD	LF	THL	NOF	BSG
UNC #6-32	32.0	15.08	.141 x .110	3B	H2	**E0276-32**	3.60	3.51	50.80	7.90	3	ANSI
		.593					*.141*	*.137*	*2.000*	*.311*		
UNC #8-32	32.0	16.58	.168 x .131	3B	H2	**E0278-32**	4.30	4.17	53.98	7.90	3	ANSI
		.652					*.168*	*.164*	*2.125*	*.311*		
UNC #10-24	24.0	21.42	.194 x .152	2B	H3	**E02710-24**	4.90	4.83	60.33	8.50	3	ANSI
		.843					*.194*	*.190*	*2.375*	*.334*		
UNC #12-24	24.0	22.47	.220 x .165	2B	H3	**E02712-24**	5.60	5.49	60.33	8.50	3	ANSI
		.884					*.220*	*.215*	*2.375*	*.334*		
UNC 1/4-20	20.0	27.92	.255 x .191	3B	H3	**E0271/4**	6.50	6.35	63.50	10.00	3	ANSI
		1.099					*.255*	*.250*	*2.500*	*.393*		
UNC 5/16-18	18.0	33.26	.318 x .238	3B	H3	**E0275/16**	8.10	7.94	69.06	11.60	3	ANSI
		1.309					*.318*	*.312*	*2.718*	*.456*		
UNC 3/8-16	16.0	36.61	.381 x .286	3B	H3	**E0273/8**	9.70	9.53	74.61	13.50	3	ANSI
		1.441					*.381*	*.375*	*2.937*	*.531*		
UNC 7/16-14	14.0	52.77	.323 x .242	3B	H3	**E0277/16**	8.20	11.11	80.17	16.00	3	ANSI
		2.077					*.323*	*.437*	*3.156*	*.629*		
UNC 1/2-13	13.0	57.53	.367 x .275	3B	H3	**E0271/2**	9.30	12.70	85.73	17.50	3	ANSI
		2.264					*.367*	*.500*	*3.375*	*.688*		
UNC 9/16-12	12.0	61.58	.429 x .322	3B	H3	**E0279/16**	10.90	14.29	91.28	18.00	3	ANSI
		2.424					*.429*	*.562*	*3.593*	*.708*		
UNC 5/8-11	11.0	52.64	.480 x .360	3B	H3	**E0275/8**	12.20	15.88	96.84	18.00	3	ANSI
		2.072					*.480*	*.625*	*3.812*	*.708*		
UNC 3/4-10	10.0	60.50	.590 x .442	2B	H4	**E0273/4**	15.00	19.05	108.00	22.50	3	ANSI
		2.381					*.590*	*.750*	*4.251*	*.885*		
UNC 7/8-9	9.0	69.90	.697 x .523	3B	H4	**E0277/8**	17.70	22.23	119.00	25.00	3	ANSI
		2.751					*.697*	*.875*	*4.685*	*.984*		
UNC 1"-8	8.0	67.10	.800 x .600	3B	H4	**E0271**	20.30	25.40	130.20	30.00	3	ANSI
		2.641					*.800*	*1.000*	*5.125*	*1.181*		

O5 Q5 L253 PHD/PHDX L247 Q1 Q35

Macho de corte CoroTap™ 300 con estría helicoidal

Forma de rosca: UNC

THCHT	C
THBTP	0
ULDR	2.5
FHA	45°
CNSC	0
SUSTRATO	HSS-PM
RECUBRIMIENTO	ST

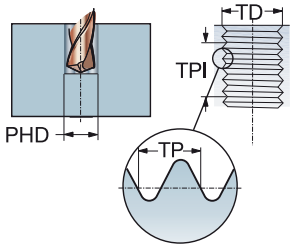

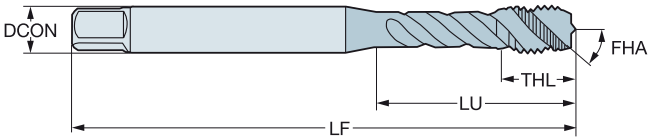

P M

TDZ	TPI	LU	CZC_{MS}	TCTR	TCT	Código de pedido	Dimensiones, mm, pulg. DCON	TD	LF	THL	NOF	BSG
UNC #4-40	40.0	15.50	.141 x .110	2B	H2	**E0284-40**	3.60	2.84	47.63	15.50	3	ANSI
		.610					*.141*	*.112*	*1.875*	*.610*		
UNC #5-40	40.0	13.30	.141 x .110	2B	H2	**E0285-40**	3.60	3.18	49.21	13.30	3	ANSI
		.523					*.141*	*.125*	*1.937*	*.523*		
UNC #6-32	32.0	15.00	.141 x .110	3B	H2	**E0286-32**	3.60	3.51	50.80	7.90	3	ANSI
		.590					*.141*	*.137*	*2.000*	*.311*		
UNC #8-32	32.0	16.58	.168 x .131	3B	H2	**E0288-32**	4.30	4.17	53.98	7.90	3	ANSI
		.652					*.168*	*.164*	*2.125*	*.311*		
UNC #10-24	24.0	21.42	.194 x .152	2B	H3	**E02810-24**	4.90	4.83	60.33	8.50	3	ANSI
		.843					*.194*	*.190*	*2.375*	*.334*		
UNC #12-24	24.0	25.00	.220 x .165	2B	H3	**E02812-24**	5.60	5.49	60.33	8.50	3	ANSI
		.984					*.220*	*.215*	*2.375*	*.334*		
UNC 1/4-20	20.0	27.92	.255 x .191	3B	H3	**E0281/4**	6.50	6.35	63.50	10.00	3	ANSI
		1.099					*.255*	*.250*	*2.500*	*.393*		
UNC 5/16-18	18.0	33.26	.318 x .238	3B	H3	**E0285/16**	8.10	7.94	69.06	11.60	3	ANSI
		1.309					*.318*	*.312*	*2.718*	*.456*		
UNC 3/8-16	16.0	36.61	.381 x .286	3B	H3	**E0283/8**	9.70	9.53	74.61	13.50	3	ANSI
		1.441					*.381*	*.375*	*2.937*	*.531*		
UNC 3/8-16	16.0	36.61	.381 x .286	2B	H5	**E0283/8H5**	9.70	9.53	74.61	13.50	3	ANSI
		1.441					*.381*	*.375*	*2.937*	*.531*		
UNC 7/16-14	14.0	52.77	.323 x .242	3B	H3	**E0287/16**	8.20	11.11	80.17	16.00	3	ANSI
		2.077					*.323*	*.437*	*3.156*	*.629*		
UNC 1/2-13	13.0	57.53	.367 x .275	3B	H3	**E0281/2**	9.30	12.70	85.73	17.50	3	ANSI
		2.264					*.367*	*.500*	*3.375*	*.688*		
UNC 9/16-12	12.0	61.58	.429 x .322	3B	H3	**E0289/16**	10.90	14.29	91.28	18.00	3	ANSI
		2.424					*.429*	*.562*	*3.593*	*.708*		
UNC 5/8-11	11.0	52.64	.480 x .360	3B	H3	**E0285/8**	12.20	15.88	96.84	18.00	3	ANSI
		2.072					*.480*	*.625*	*3.812*	*.708*		
UNC 3/4-10	10.0	60.50	.590 x .442	2B	H4	**E0283/4**	15.00	19.05	108.00	22.50	3	ANSI
		2.381					*.590*	*.750*	*4.251*	*.885*		
UNC 7/8-9	9.0	69.90	.697 x .523	3B	H4	**E0287/8**	17.70	22.23	119.00	25.00	3	ANSI
		2.751					*.697*	*.875*	*4.685*	*.984*		
UNC 1"-8	8.0	67.10	.800 x .600	3B	H4	**E0281**	20.30	25.40	130.20	30.00	3	ANSI
		2.641					*.800*	*1.000*	*5.125*	*1.181*		

O5 Q5 L253 PHD/PHDX L247 Q1 Q35

Macho de corte CoroTap™ 300 con estría helicoidal

Forma de rosca: UNF

THCHT	C
THBTP	0
ULDR	1.5
FHA	15°
CNSC	0
SUSTRATO	HSS-E-PM
RECUBRIMIENTO	CoolTop

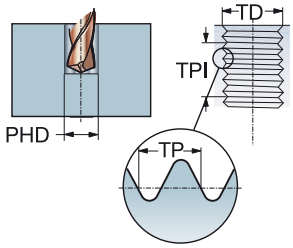

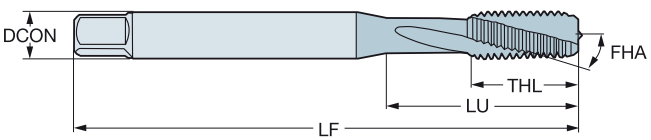

P
30–48 HRC

TDZ	TPI	LU	CZC_{MS}	TCTR	Código de pedido	Dimensiones, mm, pulg. DCON	TD	LF	THL	NOF	BSG
UNF #10-32	32.0	17.00	.255 x .191	2B	**E88510-32**	6.50	4.83	80.00	17.00	3	C-DIN/ANSI
		.669				*.255*	*.190*	*3.149*	*.669*		
UNF 1/4-28	28.0	20.20	.318 x .238	2B	**E8851/4**	8.10	6.35	90.00	20.20	3	C-DIN/ANSI
		.795				*.318*	*.250*	*3.543*	*.795*		
UNF 5/16-24	24.0	20.00	.381 x .286	2B	**E8855/16**	9.70	7.94	100.00	22.80	3	C-DIN/ANSI
		.787				*.381*	*.312*	*3.937*	*.897*		
UNF 3/8-24	24.0	33.00	.381 x .286	2B	**E8853/8**	9.70	9.53	100.00	20.00	3	DIN/ANSI
		1.299				*.381*	*.375*	*3.937*	*.787*		
UNF 7/16-20	20.0	72.60	.323 x .242	2B	**E8857/16**	8.20	11.11	100.00	20.00	4	DIN/ANSI
		2.858				*.323*	*.437*	*3.937*	*.787*		
UNF 1/2-20	20.0	81.80	.367 x .275	2B	**E8851/2**	9.30	12.70	110.00	23.00	4	DIN/ANSI
		3.220				*.367*	*.500*	*4.330*	*.905*		
UNF 5/8-18	18.0	65.80	.480 x .360	2B	**E8855/8**	12.20	15.88	110.00	23.00	4	DIN/ANSI
		2.590				*.480*	*.625*	*4.330*	*.905*		
UNF 3/4-16	16.0	77.50	.590 x .442	2B	**E8853/4**	15.00	19.05	125.00	30.00	4	DIN/ANSI
		3.051				*.590*	*.750*	*4.921*	*1.181*		

O5 Q5 L253 PHD/PHDX L247 Q1 Q35

Macho de corte CoroTap™ 300 con estría helicoidal

Forma de rosca: UNF

THCHT	C
THBTP	1
ULDR	3.0
FHA	48°
CNSC	0
SUSTRATO	HSS-E-PM
RECUBRIMIENTO	CoolTop

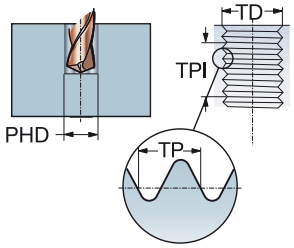

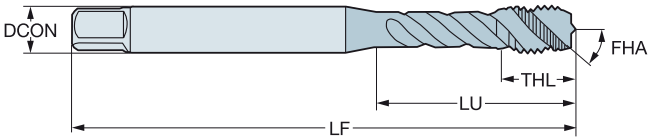

P
≤350HB

TDZ	TPI	LU	CZC_{MS}	TCTR	TCT	Código de pedido	Dimensiones, mm, pulg. DCON	TD	LF	THL	NOF	BSG
UNF #8-36	36.0	21.18	.168 x .131	2B	H2	**EX33PA8-36**	4.30	4.17	63.00	7.00	3	DIN/ANSI
		.833					*.168*	*.164*	*2.480*	*.275*		
UNF #10-32	32.0	27.54	.194 x .152	2B	H3	**EX33PA10-32**	4.90	4.83	70.00	8.00	3	DIN/ANSI
		1.084					*.194*	*.190*	*2.755*	*.315*		
UNF 1/4-28	28.0	24.69	.255 x .191	3B	H3	**EX33PA1/4**	6.50	6.35	80.00	10.20	3	DIN/ANSI
		.972					*.255*	*.250*	*3.149*	*.401*		
UNF 1/4-28	28.0	24.69	.255 x .191	2B	H4	**EX33PA1/4H4**	6.50	6.35	80.00	10.20	3	DIN/ANSI
		.972					*.255*	*.250*	*3.149*	*.401*		
UNF 5/16-24	24.0	33.17	.318 x .238	3B	H3	**EX33PA5/16**	8.10	7.94	90.00	11.99	3	DIN/ANSI
		1.305					*.318*	*.312*	*3.543*	*.472*		
UNF 5/16-24	24.0	33.17	.318 x .238	2B	H4	**EX33PA5/16H4**	8.10	7.94	90.00	11.99	3	DIN/ANSI
		1.305					*.318*	*.312*	*3.543*	*.472*		
UNF 3/8-24	24.0	38.07	.381 x .286	3B	H3	**EX33PA3/8**	9.70	9.53	100.00	15.79	3	DIN/ANSI
		1.498					*.381*	*.375*	*3.937*	*.622*		
UNF 3/8-24	24.0	38.07	.381 x .286	2B	H4	**EX33PA3/8H4**	9.70	9.53	100.00	15.79	3	DIN/ANSI
		1.498					*.381*	*.375*	*3.937*	*.622*		
UNF 7/16-20	20.0	72.60	.323 x .242	3B	H3	**EX33PA7/16**	8.20	11.11	100.00	15.01	3	DIN/ANSI
		2.858					*.323*	*.437*	*3.937*	*.590*		
UNF 1/2-20	20.0	81.80	.367 x .275	3B	H3	**EX33PA1/2**	9.30	12.70	110.00	18.00	3	DIN/ANSI
		3.220					*.367*	*.500*	*4.330*	*.709*		
UNF 1/2-20	20.0	81.80	.367 x .275	2B	H5	**EX33PA1/2H5**	9.30	12.70	110.00	18.00	3	DIN/ANSI
		3.220					*.367*	*.500*	*4.330*	*.709*		
UNF 5/8-18	18.0	65.80	.480 x .360	3B	H3	**EX33PA5/8**	12.20	15.88	110.00	19.99	4	DIN/ANSI
		2.590					*.480*	*.625*	*4.330*	*.787*		
UNF 5/8-18	18.0	65.80	.480 x .360	2B	H5	**EX33PA5/8H5**	12.20	15.88	110.00	19.99	4	DIN/ANSI
		2.590					*.480*	*.625*	*4.330*	*.787*		
UNF 3/4-16	16.0	77.50	.590 x .442	3B	H3	**EX33PA3/4**	15.00	19.05	125.00	25.00	4	DIN/ANSI
		3.051					*.590*	*.750*	*4.921*	*.984*		
UNF 3/4-16	16.0	77.50	.590 x .442	2B	H5	**EX33PA3/4H5**	15.00	19.05	125.00	25.00	4	DIN/ANSI
		3.051					*.590*	*.750*	*4.921*	*.984*		
UNF 7/8-14	14.0	90.90	.697 x .523	3B	H4	**EX33PA7/8**	17.70	22.23	140.00	25.00	4	DIN/ANSI
		3.578					*.697*	*.875*	*5.511*	*.984*		
UNF 1"-12	12.0	95.40	.800 x .600	3B	H4	**EX33PA1-12**	20.30	25.40	160.00	29.99	4	DIN/ANSI
		3.755					*.800*	*1.000*	*6.299*	*1.180*		

O5 Q5 L253 PHD/PHDX L247 Q1 Q35

Macho de corte CoroTap™ 300 con estría helicoidal

Forma de rosca: UNF

THCHT	C
THBTP	1
ULDR	3.0
FHA	48°
CNSC	1
SUSTRATO	HSS-E-PM
RECUBRIMIENTO	CoolTop

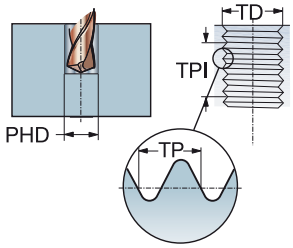

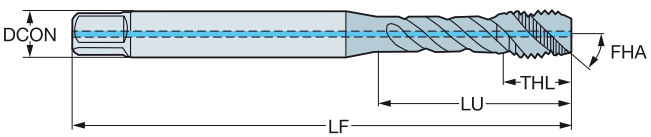

P
≤350HB

TDZ	TPI	LU	CZC_{MS}	TCTR	Código de pedido	Dimensiones, mm, pulg. DCON	TD	LF	THL	NOF	BSG
UNF #10-32	32.0	27.54	.194 x .152	2BX	**EX39PA10-32**	4.90	4.83	70.00	8.00	3	DIN/ANSI
		1.084				*.194*	*.190*	*2.755*	*.315*		
UNF 1/4-28	28.0	24.69	.255 x .191	2BX	**EX39PA1/4**	6.50	6.35	80.00	10.20	3	DIN/ANSI
		.972				*.255*	*.250*	*3.149*	*.401*		
UNF 5/16-24	24.0	33.17	.318 x .238	2BX	**EX39PA5/16**	8.10	7.94	90.00	11.99	3	DIN/ANSI
		1.305				*.318*	*.312*	*3.543*	*.472*		
UNF 3/8-24	24.0	38.07	.381 x .286	2BX	**EX39PA3/8**	9.70	9.53	100.00	15.79	3	DIN/ANSI
		1.498				*.381*	*.375*	*3.937*	*.622*		
UNF 1/2-20	20.0	81.80	.367 x .275	2BX	**EX39PA1/2**	9.30	12.70	110.00	18.00	3	DIN/ANSI
		3.220				*.367*	*.500*	*4.330*	*.709*		
UNF 5/8-18	18.0	65.80	.480 x .360	2BX	**EX39PA5/8**	12.20	15.88	110.00	19.99	4	DIN/ANSI
		2.590				*.480*	*.625*	*4.330*	*.787*		

O5 Q5 L253 PHD/PHDX L247 Q1 Q35

Macho de corte CoroTap™ 300 con estría helicoidal

Forma de rosca: UNF

THCHT	C
THBTP	0
ULDR	2.5
FHA	48°
CNSC	0
SUSTRATO	HSS-PM
RECUBRIMIENTO	ST

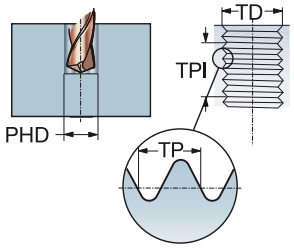

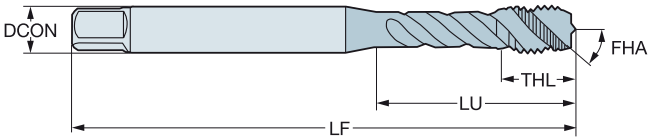

M

TDZ	TPI	LU	CZC_{MS}	TCTR	Código de pedido	Dimensiones, mm, pulg. DCON	TD	LF	THL	NOF	BSG
UNF #10-32	32.0	21.00	5.00 x 4.00	2B	**E09510-32**	5.00	4.83	58.00	7.70	3	ISO 529
		.826				*.197*	*.190*	*2.283*	*.303*		
UNF 1/4-28	28.0	27.00	6.30 x 5.00	2B	**E0951/4**	6.30	6.35	66.00	10.20	3	ISO 529
		1.062				*.248*	*.250*	*2.598*	*.401*		
UNF 5/16-24	24.0	31.00	8.00 x 6.30	2B	**E0955/16**	8.00	7.94	72.00	11.60	3	ISO 529
		1.220				*.315*	*.312*	*2.834*	*.456*		
UNF 3/8-24	24.0	33.00	10.00 x 8.00	2B	**E0953/8**	10.00	9.53	80.00	15.10	3	ISO 529
		1.299				*.394*	*.375*	*3.149*	*.594*		
UNF 1/2-20	20.0	62.00	9.00 x 7.10	2B	**E0951/2**	9.00	12.70	89.00	17.50	3	ISO 529
		2.440				*.354*	*.500*	*3.503*	*.688*		

O5 Q5 L253 PHD/PHDX L247 Q1 Q35

Macho de corte CoroTap™ 300 con estría helicoidal

Forma de rosca: UNF

THCHT	C
THBTP	0
ULDR	2.5
FHA	48°
CNSC	0
SUSTRATO	HSS-PM
RECUBRIMIENTO	ST

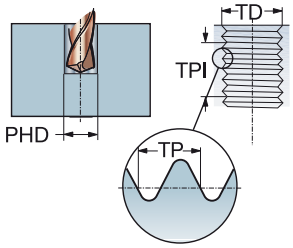

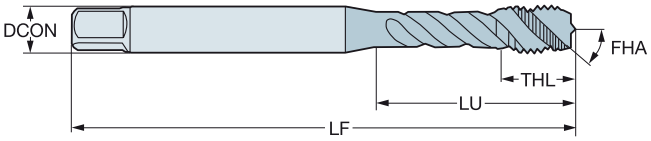

M

TDZ	TPI	LU	CZC_{MS}	TCTR	TCT	Código de pedido	Dimensiones, mm, pulg. DCON	TD	LF	THL	NOF	BSG
UNF #10-32	32.0	21.42	.194 x .152	3B	H2	**E07910-32**	4.90	4.83	60.33	8.50	3	ANSI
		.843					*.194*	*.190*	*2.375*	*.334*		
UNF 1/4-28	28.0	27.92	.255 x .191	3B	H3	**E0791/4**	6.50	6.35	63.50	10.00	3	ANSI
		1.099					*.255*	*.250*	*2.500*	*.393*		
UNF 5/16-24	24.0	33.26	.318 x .238	3B	H3	**E0795/16**	8.10	7.94	69.06	11.60	3	ANSI
		1.309					*.318*	*.312*	*2.718*	*.456*		
UNF 3/8-24	24.0	36.61	.381 x .286	3B	H3	**E0793/8**	9.70	9.53	74.61	13.50	3	ANSI
		1.441					*.381*	*.375*	*2.937*	*.531*		
UNF 7/16-20	20.0	52.77	.323 x .242	3B	H3	**E0797/16**	8.20	11.11	80.17	16.00	3	ANSI
		2.077					*.323*	*.437*	*3.156*	*.629*		
UNF 1/2-20	20.0	57.53	.367 x .275	3B	H3	**E0791/2**	9.30	12.70	85.73	17.50	3	ANSI
		2.264					*.367*	*.500*	*3.375*	*.688*		
UNF 9/16-18	18.0	61.58	.429 x .322	3B	H3	**E0799/16**	10.90	14.29	91.28	18.00	3	ANSI
		2.424					*.429*	*.562*	*3.593*	*.708*		
UNF 5/8-18	18.0	52.64	.480 x .360	3B	H3	**E0795/8**	12.20	15.88	96.84	18.00	4	ANSI
		2.072					*.480*	*.625*	*3.812*	*.708*		
UNF 3/4-16	16.0	60.50	.590 x .442	3B	H3	**E0793/4**	15.00	19.05	108.00	22.50	4	ANSI
		2.381					*.590*	*.750*	*4.251*	*.885*		
UNF 7/8-14	14.0	69.90	.697 x .523	3B	H4	**E0797/8**	17.70	22.23	119.00	25.00	4	ANSI
		2.751					*.697*	*.875*	*4.685*	*.984*		
UNF 1"-12	12.0	65.60	.800 x .600	3B	H4	**E0791-12**	20.30	25.40	130.20	30.00	4	ANSI
		2.582					*.800*	*1.000*	*5.125*	*1.181*		
UNS 1"-14	14.0	65.60	.800 x .600	3B	H4	**E0791-14**	20.30	25.40	130.20	30.00	4	ANSI
		2.582					*.800*	*1.000*	*5.125*	*1.181*		

O5 Q5 L253 PHD/PHDX L247 Q1 Q35

Macho de corte CoroTap™ 300 con estría helicoidal

Forma de rosca: UNF

THCHT	C
THBTP	1
ULDR	2.5
FHA	48°
CNSC	0
SUSTRATO	HSS-PM
RECUBRIMIENTO	SmoothTop

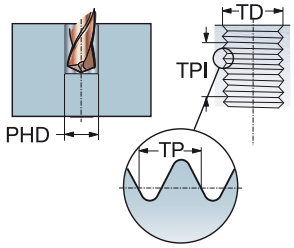

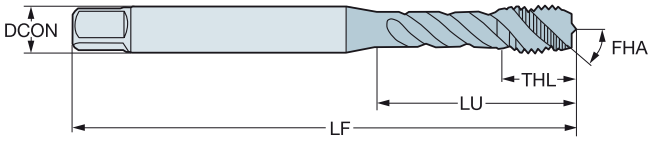

M

TDZ	TPI	LU	CZC_{MS}	TCTR	Código de pedido	Dimensiones, mm, pulg. DCON	TD	LF	THL	NOF	BSG
UNF #10-32	32.0	21.42	.194 x .152	2B	**E88310-32**	4.90	4.83	70.00	8.40	3	DIN/ANSI
		.843				*.194*	*.190*	*2.755*	*.330*		
UNF 1/4-28	28.0	25.59	.255 x .191	2B	**E8831/4**	6.50	6.35	80.00	10.20	3	DIN/ANSI
		1.007				*.255*	*.250*	*3.149*	*.401*		
UNF 5/16-24	24.0	30.20	.318 x .238	2B	**E8835/16**	8.10	7.94	90.00	12.20	3	DIN/ANSI
		1.189				*.318*	*.312*	*3.543*	*.480*		
UNF 3/8-24	24.0	32.80	.381 x .286	2B	**E8833/8**	9.70	9.53	100.00	15.80	3	DIN/ANSI
		1.291				*.381*	*.375*	*3.937*	*.622*		
UNF 7/16-20	20.0	72.60	.323 x .242	2B	**E8837/16**	8.20	11.11	100.00	15.00	3	DIN/ANSI
		2.858				*.323*	*.437*	*3.937*	*.590*		
UNF 1/2-20	20.0	81.80	.367 x .275	2B	**E8831/2**	9.30	12.70	110.00	18.00	3	DIN/ANSI
		3.220				*.367*	*.500*	*4.330*	*.708*		
UNF 5/8-18	18.0	65.80	.480 x .360	2B	**E8835/8**	12.20	15.88	110.00	20.00	4	DIN/ANSI
		2.590				*.480*	*.625*	*4.330*	*.787*		
UNF 3/4-16	16.0	77.50	.590 x .442	2B	**E8833/4**	15.00	19.05	125.00	25.00	4	DIN/ANSI
		3.051				*.590*	*.750*	*4.921*	*.984*		
UNF 7/8-14	14.0	90.90	.697 x .523	2B	**E8837/8**	17.70	22.23	140.00	25.00	4	DIN/ANSI
		3.578				*.697*	*.875*	*5.511*	*.984*		

O5 Q5 L253 PHD/PHDX L247 Q1 Q35

Macho de corte CoroTap™ 300 con estría helicoidal

Forma de rosca: UNF

THCHT	C
THBTP	0
ULDR	1.5
FHA	15°
CNSC	0
SUSTRATO	HSS-E-PM

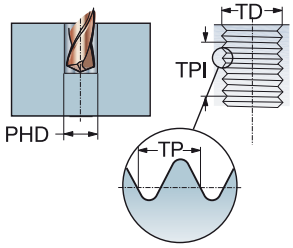

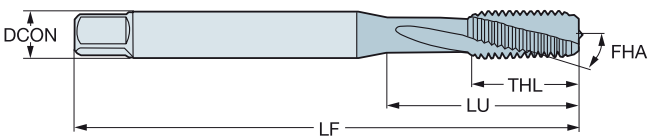

N

TDZ	TPI	LU	CZC_{MS}	TCTR	Código de pedido	Dimensiones, mm, pulg. DCON	TD	LF	THL	NOF	BSG
UNF #10-32	32.0	21.42	.194 x .152	2B	**E88710-32**	4.90	4.83	70.00	14.00	3	DIN/ANSI
		.843				*.194*	*.190*	*2.755*	*.551*		
UNF 1/4-28	28.0	25.59	.255 x .191	2B	**E8871/4**	6.50	6.35	80.00	15.00	3	DIN/ANSI
		1.007				*.255*	*.250*	*3.149*	*.590*		
UNF 5/16-24	24.0	30.20	.318 x .238	2B	**E8875/16**	8.10	7.94	90.00	18.00	3	DIN/ANSI
		1.189				*.318*	*.312*	*3.543*	*.708*		
UNF 3/8-24	24.0	32.80	.381 x .286	2B	**E8873/8**	9.70	9.53	100.00	20.00	3	DIN/ANSI
		1.291				*.381*	*.375*	*3.937*	*.787*		
UNF 1/2-20	20.0	81.80	.367 x .275	2B	**E8871/2**	9.30	12.70	110.00	23.00	3	DIN/ANSI
		3.220				*.367*	*.500*	*4.330*	*.905*		

O5 Q5 L253 PHD/PHDX L247 Q1 Q35

Macho de corte CoroTap™ 300 con estría helicoidal

Forma de rosca: UNF

THCHT	C
THBTP	0
ULDR	2.5
TCTR	2B
FHA	45°
CNSC	0

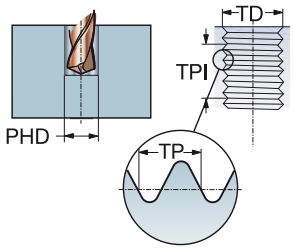

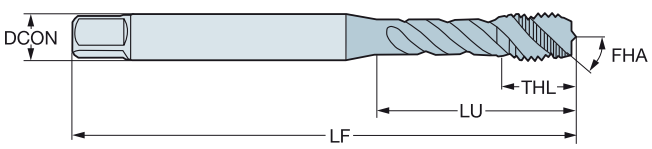

TDZ	TPI	LU	CZC_{MS}	Código de pedido	P						M				K				N				S				Dimensiones, mm, pulg.					
					B110	B145	B150	C110	C145	C150	B110	B145	C110	C145	B110	B145	C110	C145	B110	B150	C110	C150	B110	B150	C110	C150	DCON	TD	LF	THL	NOF	BSG
UNF #8-36	36.0	21.00	4.50 x 3.40	T300-XM100DF-8-36				☆	☆	☆			☆	☆			☆	☆			☆	☆			☆	☆	4.50	4.17	63.00	6.50	3	DIN 2184-1
		.826																									*.177*	*.164*	*2.480*	*.255*		
UNF #10-32	32.0	25.00	6.00 x 4.90	T300-XM100DF-10-32				☆	☆	☆			☆	☆			☆	☆			☆	☆			☆	☆	6.00	4.83	70.00	7.30	3	DIN 2184-1
		.984																									*.236*	*.190*	*2.755*	*.287*		
UNF 1/4-28	28.0	30.00	7.00 x 5.50	T300-XM100DF-1/4				☆	☆	☆			☆	☆			☆	☆			☆	☆			☆	☆	7.00	6.35	80.00	10.00	3	DIN 2184-1
		1.181																									*.276*	*.250*	*3.149*	*.393*		
UNF 5/16-24	24.0	35.00	8.00 x 6.20	T300-XM100DF-5/16				☆	☆	☆			☆	☆			☆	☆			☆	☆			☆	☆	8.00	7.94	90.00	12.00	3	DIN 2184-1
		1.377																									*.315*	*.312*	*3.543*	*.472*		
UNF 3/8-24	24.0	39.00	10.00 x 8.00	T300-XM100DF-3/8				☆	☆	☆			☆	☆			☆	☆			☆	☆			☆	☆	10.00	9.53	100.00	15.00	3	DIN 2184-1
		1.535																									*.394*	*.375*	*3.937*	*.590*		
UNF 7/16-20	20.0	75.75	8.00 x 6.20	T300-XM101DF-7/16				☆	☆	☆			☆	☆			☆	☆			☆	☆			☆	☆	8.00	11.11	100.00	15.00	3	DIN 2184-1
		2.982																									*.315*	*.437*	*3.937*	*.590*		
UNF 1/2-20	20.0	83.00	9.00 x 7.00	T300-XM101DF-1/2				☆	☆	☆			☆	☆			☆	☆			☆	☆			☆	☆	9.00	12.70	110.00	18.00	3	DIN 2184-1
		3.267																									*.354*	*.500*	*4.330*	*.708*		
UNF 5/8-18	18.0	67.75	12.00 x 9.00	T300-XM101DF-5/8				☆	☆	☆			☆	☆			☆	☆			☆	☆			☆	☆	12.00	15.88	110.00	20.00	4	DIN 2184-1
		2.667																									*.472*	*.625*	*4.330*	*.787*		
UNF 3/4-16	16.0	77.50	14.00 x 11.00	T300-XM101DF-3/4	☆	☆	☆				☆	☆			☆	☆			☆	☆			☆	☆			14.00	19.05	125.00	25.00	4	DIN 2184-1
		3.051																									*.551*	*.750*	*4.921*	*.984*		
UNF 7/8-14	14.0	92.75	18.00 x 14.50	T300-XM101DF-7/8	☆	☆	☆				☆	☆			☆	☆			☆	☆			☆	☆			18.00	22.23	140.00	25.00	4	DIN 2184-1
		3.651																									*.709*	*.875*	*5.511*	*.984*		
UNF 1"-12	12.0	113.00	18.00 x 14.50	T300-XM101DF-1	☆	☆	☆				☆	☆			☆	☆			☆	☆			☆	☆			18.00	25.40	160.00	30.00	4	DIN 2184-1
		4.448																									*.709*	*1.000*	*6.299*	*1.181*		

O5 Q5 L253 PHD/PHDX L247 Q1 Q35 Q34

SANDVIK Coromant

Macho de corte CoroTap™ 300 con estría helicoidal

Forma de rosca: UNF

THCHT	C
THBTP	0
ULDR	2.5
FHA	45°
CNSC	0
SUSTRATO	HSS-PM

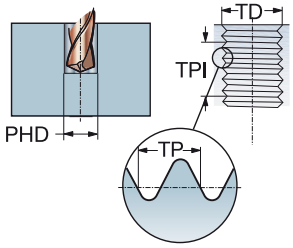

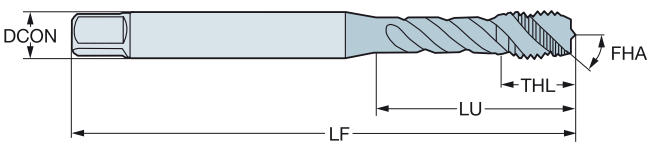

P N S

TDZ	TPI	LU	CZC_{MS}	TCTR	Código de pedido	Dimensiones, mm, pulg. DCON	TD	LF	THL	NOF	BSG
UNF #8-36	36.0	17.00	4.50 x 3.55	2B	**E0328-36**	4.50	4.17	53.00	6.70	3	ISO 529
		.669				*.177*	*.164*	*2.086*	*.263*		
UNF #10-32	32.0	20.00	5.00 x 4.00	2B	**E03210-32**	5.00	4.83	58.00	7.70	3	ISO 529
		.787				*.197*	*.190*	*2.283*	*.303*		
UNF 1/4-28	28.0	28.00	6.30 x 5.00	2B	**E0321/4**	6.30	6.35	66.00	10.20	3	ISO 529
		1.102				*.248*	*.250*	*2.598*	*.401*		
UNF 5/16-24	24.0	31.00	8.00 x 6.30	2B	**E0325/16**	8.00	7.94	72.00	11.60	3	ISO 529
		1.220				*.315*	*.312*	*2.834*	*.456*		
UNF 3/8-24	24.0	34.00	10.00 x 8.00	2B	**E0323/8**	10.00	9.53	80.00	15.10	3	ISO 529
		1.338				*.394*	*.375*	*3.149*	*.594*		
UNF 7/16-20	20.0	61.00	8.00 x 6.30	2B	**E0327/16**	8.00	11.11	85.00	19.50	3	ISO 529
		2.401				*.315*	*.437*	*3.346*	*.767*		
UNF 1/2-20	20.0	62.00	9.00 x 7.10	2B	**E0321/2**	9.00	12.70	89.00	17.50	3	ISO 529
		2.440				*.354*	*.500*	*3.503*	*.688*		
UNF 9/16-18	18.0	66.00	11.20 x 9.00	2B	**E0329/16**	11.20	14.29	95.00	24.50	3	ISO 529
		2.598				*.441*	*.562*	*3.740*	*.964*		
UNF 5/8-18	18.0	59.00	12.50 x 10.00	2B	**E0325/8**	12.50	15.88	102.00	18.00	4	ISO 529
		2.322				*.492*	*.625*	*4.015*	*.708*		
UNF 3/4-16	16.0	68.00	14.00 x 11.20	2B	**E0323/4**	14.00	19.05	112.00	22.50	4	ISO 529
		2.677				*.551*	*.750*	*4.409*	*.885*		
UNF 7/8-14	14.0	72.00	16.00 x 12.50	2B	**E0327/8**	16.00	22.23	118.00	29.50	4	ISO 529
		2.834				*.630*	*.875*	*4.645*	*1.161*		
UNF 1"-12	12.0	82.00	18.00 x 14.00	2B	**E0321**	18.00	25.40	130.00	35.50	4	ISO 529
		3.228				*.709*	*1.000*	*5.118*	*1.397*		

O5 Q5 L253 PHD/PHDX L247 Q1 Q35

Macho de corte CoroTap™ 300 con estría helicoidal

Forma de rosca: UNF

THCHT	C
THBTP	0
ULDR	2.5
FHA	45°
CNSC	0
SUSTRATO	HSS-PM
RECUBRIMIENTO	ST

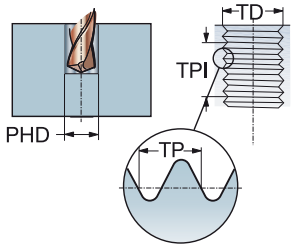

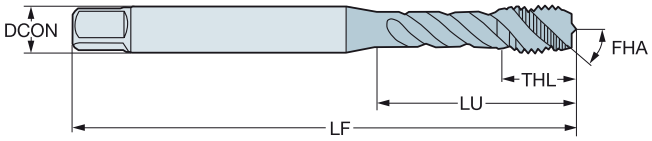

P M

TDZ	TPI	LU	CZC_{MS}	TCTR	Código de pedido	Dimensiones, mm, pulg. DCON	TD	LF	THL	NOF	BSG
UNF #8-36	36.0	17.00	4.50 x 3.55	2B	**E0338-36**	4.50	4.17	53.00	6.70	3	ISO 529
		.669				*.177*	*.164*	*2.086*	*.263*		
UNF #10-32	32.0	20.00	5.00 x 4.00	2B	**E03310-32**	5.00	4.83	58.00	7.70	3	ISO 529
		.787				*.197*	*.190*	*2.283*	*.303*		
UNF 1/4-28	28.0	28.00	6.30 x 5.00	2B	**E0331/4**	6.30	6.35	66.00	10.20	3	ISO 529
		1.102				*.248*	*.250*	*2.598*	*.401*		
UNF 5/16-24	24.0	31.00	8.00 x 6.30	2B	**E0335/16**	8.00	7.94	72.00	11.60	3	ISO 529
		1.220				*.315*	*.312*	*2.834*	*.456*		
UNF 3/8-24	24.0	34.00	10.00 x 8.00	2B	**E0333/8**	10.00	9.53	80.00	15.10	3	ISO 529
		1.338				*.394*	*.375*	*3.149*	*.594*		
UNF 7/16-20	20.0	61.00	8.00 x 6.30	2B	**E0337/16**	8.00	11.11	85.00	19.50	3	ISO 529
		2.401				*.315*	*.437*	*3.346*	*.767*		
UNF 1/2-20	20.0	62.00	9.00 x 7.10	2B	**E0331/2**	9.00	12.70	89.00	17.50	3	ISO 529
		2.440				*.354*	*.500*	*3.503*	*.688*		
UNF 9/16-18	18.0	66.00	11.20 x 9.00	2B	**E0339/16**	11.20	14.29	95.00	24.50	3	ISO 529
		2.598				*.441*	*.562*	*3.740*	*.964*		
UNF 5/8-18	18.0	59.00	12.50 x 10.00	2B	**E0335/8**	12.50	15.88	102.00	18.00	4	ISO 529
		2.322				*.492*	*.625*	*4.015*	*.708*		
UNF 3/4-16	16.0	68.00	14.00 x 11.20	2B	**E0333/4**	14.00	19.05	112.00	22.50	4	ISO 529
		2.677				*.551*	*.750*	*4.409*	*.885*		
UNF 7/8-14	14.0	72.00	16.00 x 12.50	2B	**E0337/8**	16.00	22.23	118.00	29.50	4	ISO 529
		2.834				*.630*	*.875*	*4.645*	*1.161*		
UNF 1"-12	12.0	82.00	18.00 x 14.00	2B	**E0331**	18.00	25.40	130.00	35.50	4	ISO 529
		3.228				*.709*	*1.000*	*5.118*	*1.397*		

O5 Q5 L253 PHD/PHDX L247 Q1 Q35

SANDVIK Coromant

Macho de corte CoroTap™ 300 con estría helicoidal

Forma de rosca: UNF

THCHT	C
THBTP	0
ULDR	2.5
FHA	45°
CNSC	0
SUSTRATO	HSS-PM

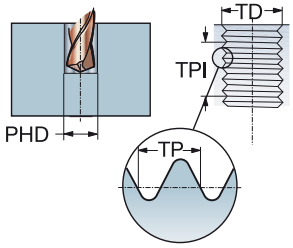

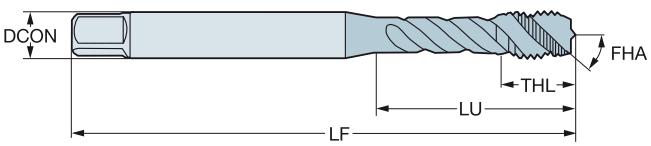

P N S

TDZ	TPI	LU	CZC_{MS}	TCTR	TCT	Código de pedido	Dimensiones, mm, pulg. DCON	TD	LF	THL	NOF	BSG
UNF #10-32	32.0	21.42	.194 x .152	3B	H2	**E03710-32**	4.90	4.83	60.33	8.50	3	ANSI
		.843					*.194*	*.190*	*2.375*	*.334*		
UNF 1/4-28	28.0	27.92	.255 x .191	3B	H3	**E0371/4**	6.50	6.35	63.50	10.00	3	ANSI
		1.099					*.255*	*.250*	*2.500*	*.393*		
UNF 5/16-24	24.0	33.26	.318 x .238	3B	H3	**E0375/16**	8.10	7.94	69.06	11.60	3	ANSI
		1.309					*.318*	*.312*	*2.718*	*.456*		
UNF 3/8-24	24.0	36.61	.381 x .286	3B	H3	**E0373/8**	9.70	9.53	74.61	13.50	3	ANSI
		1.441					*.381*	*.375*	*2.937*	*.531*		
UNF 7/16-20	20.0	52.77	.323 x .242	3B	H3	**E0377/16**	8.20	11.11	80.17	16.00	3	ANSI
		2.077					*.323*	*.437*	*3.156*	*.629*		
UNF 1/2-20	20.0	57.53	.367 x .275	3B	H3	**E0371/2**	9.30	12.70	85.73	17.50	3	ANSI
		2.264					*.367*	*.500*	*3.375*	*.688*		
UNF 9/16-18	18.0	61.58	.429 x .322	3B	H3	**E0379/16**	10.90	14.29	91.28	18.00	3	ANSI
		2.424					*.429*	*.562*	*3.593*	*.708*		
UNF 5/8-18	18.0	52.64	.480 x .360	3B	H3	**E0375/8**	12.20	15.88	96.84	18.00	3	ANSI
		2.072					*.480*	*.625*	*3.812*	*.708*		
UNF 3/4-16	16.0	60.50	.590 x .442	3B	H3	**E0373/4**	15.00	19.05	108.00	22.50	3	ANSI
		2.381					*.590*	*.750*	*4.251*	*.885*		
UNF 7/8-14	14.0	69.90	.697 x .523	3B	H4	**E0377/8**	17.70	22.23	119.00	25.00	3	ANSI
		2.751					*.697*	*.875*	*4.685*	*.984*		
UNF 1"-12	12.0	65.60	.800 x .600	3B	H4	**E0371-12**	20.30	25.40	130.20	30.00	3	ANSI
		2.582					*.800*	*1.000*	*5.125*	*1.181*		
UNS 1"-14	14.0	65.60	.800 x .600	3B	H4	**E0371-14**	20.30	25.40	130.20	30.00	3	ANSI
		2.582					*.800*	*1.000*	*5.125*	*1.181*		

O5 Q5 L253 PHD/PHDX L247 Q1 Q35

Macho de corte CoroTap™ 300 con estría helicoidal

Forma de rosca: UNF

THCHT	C
THBTP	0
ULDR	2.5
FHA	45°
CNSC	0
SUSTRATO	HSS-PM
RECUBRIMIENTO	ST

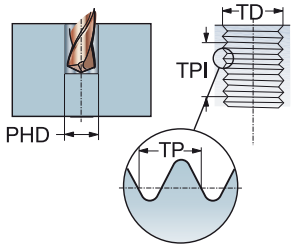

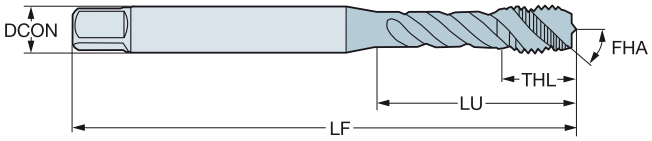

P M

TDZ	TPI	LU	CZC_{MS}	TCTR	TCT	Código de pedido	Dimensiones, mm, pulg. DCON	TD	LF	THL	NOF	BSG
UNF #10-32	32.0	21.42	.194 x .152	3B	H2	**E03810-32**	4.90	4.83	60.33	8.50	3	ANSI
		.843					*.194*	*.190*	*2.375*	*.334*		
UNF 1/4-28	28.0	27.92	.255 x .191	3B	H3	**E0381/4**	6.50	6.35	63.50	10.00	3	ANSI
		1.099					*.255*	*.250*	*2.500*	*.393*		
UNF 5/16-24	24.0	31.34	.318 x .238	3B	H3	**E0385/16**	8.10	7.94	69.06	11.60	3	ANSI
		1.233					*.318*	*.312*	*2.718*	*.456*		
UNF 3/8-24	24.0	36.61	.381 x .286	3B	H3	**E0383/8**	9.70	9.53	74.61	13.50	3	ANSI
		1.441					*.381*	*.375*	*2.937*	*.531*		
UNF 7/16-20	20.0	52.77	.323 x .242	3B	H3	**E0387/16**	8.20	11.11	80.17	16.00	3	ANSI
		2.077					*.323*	*.437*	*3.156*	*.629*		
UNF 1/2-20	20.0	57.53	.367 x .275	3B	H3	**E0381/2**	9.30	12.70	85.73	17.50	3	ANSI
		2.264					*.367*	*.500*	*3.375*	*.688*		
UNF 9/16-18	18.0	61.58	.429 x .322	3B	H3	**E0389/16**	10.90	14.29	91.28	18.00	3	ANSI
		2.424					*.429*	*.562*	*3.593*	*.708*		
UNF 5/8-18	18.0	52.64	.480 x .360	3B	H3	**E0385/8**	12.20	15.88	96.84	18.00	3	ANSI
		2.072					*.480*	*.625*	*3.812*	*.708*		
UNF 3/4-16	16.0	60.50	.590 x .442	3B	H3	**E0383/4**	15.00	19.05	108.00	22.50	3	ANSI
		2.381					*.590*	*.750*	*4.251*	*.885*		
UNF 7/8-14	14.0	69.90	.697 x .523	3B	H4	**E0387/8**	17.70	22.23	119.00	25.00	3	ANSI
		2.751					*.697*	*.875*	*4.685*	*.984*		
UNF 1"-12	12.0	65.60	.800 x .600	3B	H4	**E0381-12**	20.30	25.40	130.20	30.00	3	ANSI
		2.582					*.800*	*1.000*	*5.125*	*1.181*		
UNS 1"-14	14.0	65.60	.800 x .600	3B	H4	**E0381-14**	20.30	25.40	130.20	30.00	3	ANSI
		2.582					*.800*	*1.000*	*5.125*	*1.181*		

O5 Q5 L253 PHD/PHDX L247 Q1 Q35

Macho de corte CoroTap™ 300 con estría helicoidal

Forma de rosca: G

THCHT	C
THBTP	0
ULDR	2.0
FHA	40°
CNSC	0
SUSTRATO	HSS-E
RECUBRIMIENTO	ST

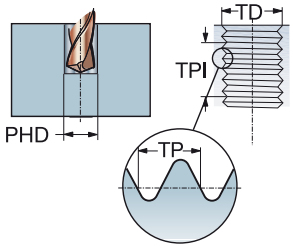

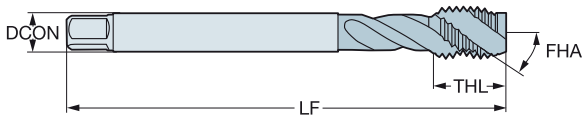

M

TDZ	TPI	LU	CZC_{MS}	TCTR	Código de pedido	Dimensiones, mm, pulg. DCON	TD	LF	THL	NOF	BSG
G 1/8-28	28.0	67.00	7.00 x 5.50	NORMAL	E3621/8	7.00	9.73	90.00	12.00	3	DIN 5156
		2.637				*.276*	*.382*	*3.543*	*.472*		
G 1/4-19	19.0	71.00	11.00 x 9.00	NORMAL	E3621/4	11.00	13.16	100.00	15.00	4	DIN 5156
		2.795				*.433*	*.517*	*3.937*	*.590*		
G 3/8-19	19.0	58.00	12.00 x 9.00	NORMAL	E3623/8	12.00	16.66	100.00	15.00	4	DIN 5156
		2.283				*.472*	*.655*	*3.937*	*.590*		
G 1/2-14	14.0	80.00	16.00 x 12.00	NORMAL	E3621/2	16.00	20.96	125.00	24.00	4	DIN 5156
		3.149				*.630*	*.825*	*4.921*	*.944*		
G 3/4-14	14.0	77.00	20.00 x 16.00	NORMAL	E3623/4	20.00	26.44	140.00	20.00	4	DIN 5156
		3.031				*.787*	*1.040*	*5.511*	*.787*		
G 1"-11	11.0	93.00	25.00 x 20.00	NORMAL	E3621	25.00	33.25	160.00	24.00	4	DIN 5156
		3.661				*.984*	*1.309*	*6.299*	*.944*		

O5 Q5 L253 PHD/PHDX L247 Q1 Q35

Macho de corte CoroTap™ 300 con estría helicoidal

Forma de rosca: G

THCHT	C
THBTP	0
ULDR	2.5
TCTR	NORMAL
FHA	45°
CNSC	0

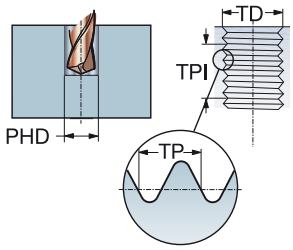

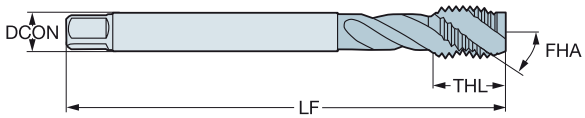

TDZ	TPI	LU	CZC_{MS}	Código de pedido	P						M				K				N				S				Dimensiones, mm, pulg.					
					B110	B145	B150	C110	C145	C150	B110	B145	C110	C145	B110	B145	C110	C145	B110	B150	C110	C150	B110	B150	C110	C150	DCON	TD	LF	THL	NOF	BSG
G 1/8-28	28.0	67.00	7.00 x 5.50	T300-XM100DK-1/8				☆	☆	☆			☆	☆			☆	☆			☆	☆			☆	☆	7.00	9.73	90.00	13.00	3	DIN 5156
		2.637																									*.276*	*.382*	*3.543*	*.511*		
G 1/4-19	19.0	71.00	11.00 x 9.00	T300-XM100DK-1/4				☆	☆	☆			☆	☆			☆	☆			☆	☆			☆	☆	11.00	13.16	100.00	15.00	3	DIN 5156
		2.795																									*.433*	*.517*	*3.937*	*.590*		
G 3/8-19	19.0	58.00	12.00 x 9.00	T300-XM100DK-3/8				☆	☆	☆			☆	☆			☆	☆			☆	☆			☆	☆	12.00	16.66	100.00	15.00	4	DIN 5156
		2.283																									*.472*	*.655*	*3.937*	*.590*		
G 1/2-14	14.0	80.00	16.00 x 12.00	T300-XM100DK-1/2	☆	☆	☆				☆	☆			☆	☆			☆	☆			☆	☆			16.00	20.96	125.00	18.00	4	DIN 5156
		3.149																									*.630*	*.825*	*4.921*	*.708*		
G 5/8-14	14.0	78.00	18.00 x 14.50	T300-XM100DK-5/8	☆	☆	☆				☆	☆			☆	☆			☆	☆			☆	☆			18.00	22.91	125.00	18.00	4	DIN 5156
		3.070																									*.709*	*.902*	*4.921*	*.708*		
G 3/4-14	14.0	77.00	20.00 x 16.00	T300-XM100DK-3/4	☆	☆	☆				☆	☆			☆	☆			☆	☆			☆	☆			20.00	26.44	140.00	20.00	4	DIN 5156
		3.031																									*.787*	*1.040*	*5.511*	*.787*		
G 7/8-14	14.0	85.00	22.00 x 18.00	T300-XM100DK-7/8	☆	☆	☆				☆	☆			☆	☆			☆	☆			☆	☆			22.00	30.20	150.00	20.00	4	DIN 5156
		3.346																									*.866*	*1.189*	*5.905*	*.787*		
G 1"-11	11.0	93.00	25.00 x 20.00	T300-XM100DK-1	☆	☆	☆				☆	☆			☆	☆			☆	☆			☆	☆			25.00	33.25	160.00	22.00	4	DIN 5156
		3.661																									*.984*	*1.309*	*6.299*	*.866*		
G 1.1/8-11	11.0	101.00	28.00 x 22.00	T300-XM100DK-1.1/8	☆	☆	☆				☆	☆			☆	☆			☆	☆			☆	☆			28.00	37.90	170.00	22.00	4	DIN 5156
		3.976																									*1.102*	*1.492*	*6.692*	*.866*		
G 1.1/4-11	11.0	72.00	32.00 x 24.00	T300-XM100DK-1.1/4	☆	☆	☆				☆	☆			☆	☆			☆	☆			☆	☆			32.00	41.91	170.00	22.00	4	DIN 5156
		2.834																									*1.260*	*1.650*	*6.692*	*.866*		
G 1.1/2-11	11.0	87.00	36.00 x 29.00	T300-XM100DK-1.1/2	☆	☆	☆				☆	☆			☆	☆			☆	☆			☆	☆			36.00	47.80	190.00	23.00	4	DIN 5156
		3.425																									*1.417*	*1.882*	*7.480*	*.905*		

O5 Q5 L253 PHD/PHDX L247 Q1 Q35 Q34

Macho de corte CoroTap™ 300 con estría helicoidal

Forma de rosca: NPT

THCHT	C
THBTP	0
ULDR	1.5
FHA	30°
CNSC	0
SUSTRATO	HSS-E
RECUBRIMIENTO	ST

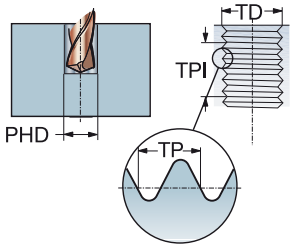

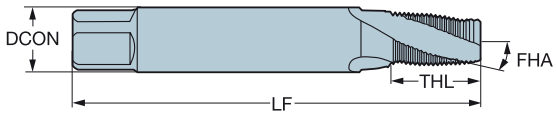

M

TDZ	TPI	LU	CZC_{MS}	TCTR	Código de pedido	Dimensiones, mm, pulg. DCON	TD	LF	THL	NOF	BSG
NPT 1/16-27	27.0	56.00	.313 x .234	NORMAL	**E7361/16**	8.00	7.72	80.00	14.00	3	DIN/ANSI
		2.204				*.313*	*.303*	*3.149*	*.551*		
NPT 1/8-27	27.0	64.00	.437 x .328	NORMAL	**E7361/8**	11.10	10.07	90.00	14.00	4	DIN/ANSI
		2.519				*.437*	*.396*	*3.543*	*.551*		
NPT 1/4-18	18.0	59.00	.562 x .421	NORMAL	**E7361/4**	14.30	13.37	100.00	20.00	4	DIN/ANSI
		2.322				*.562*	*.526*	*3.937*	*.787*		
NPT 3/8-18	18.0	67.00	.700 x .531	NORMAL	**E7363/8**	17.80	16.81	110.00	20.00	5	DIN/ANSI
		2.637				*.700*	*.661*	*4.330*	*.787*		
NPT 1/2-14	14.0	79.00	.687 x .515	NORMAL	**E7361/2**	17.40	20.95	125.00	26.00	5	DIN/ANSI
		3.110				*.687*	*.824*	*4.921*	*1.023*		
NPT 3/4-14	14.0	78.00	.906 x .679	NORMAL	**E7363/4**	23.00	26.29	140.00	26.00	5	DIN/ANSI
		3.070				*.906*	*1.035*	*5.511*	*1.023*		
NPT 1-11.5	11.5	58.00	1.125 x .843	NORMAL	**E7361**	28.60	32.91	150.00	31.00	5	DIN/ANSI
		2.283				*1.125*	*1.295*	*5.905*	*1.220*		

O5 L253 PHD/PHDX L247 Q1 Q35

Macho de corte CoroTap™ 300 con estría helicoidal

Forma de rosca: NPT

THCHT	C
THBTP	0
ULDR	1.5
FHA	15°
CNSC	0
SUSTRATO	HSS-E
RECUBRIMIENTO	ST

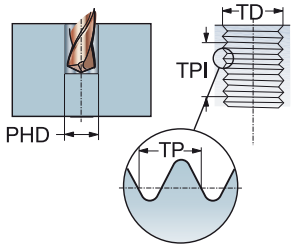

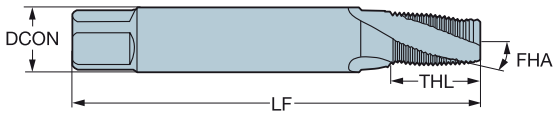

P M K N S

TDZ	TPI	LU	CZC_{MS}	TCTR	Código de pedido	Dimensiones, mm, pulg. DCON	TD	LF	THL	NOF	BSG
NPT 1/16-27	27.0	56.00	.313 x .234	NORMAL	**E7351/16**	8.00	7.72	80.00	14.00	3	DIN/ANSI
		2.204				*.313*	*.303*	*3.149*	*.551*		
NPT 1/8-27	27.0	64.00	.437 x .328	NORMAL	**E7351/8**	11.10	10.07	90.00	14.00	4	DIN/ANSI
		2.519				*.437*	*.396*	*3.543*	*.551*		
NPT 1/4-18	18.0	59.00	.562 x .421	NORMAL	**E7351/4**	14.30	13.37	100.00	20.00	4	DIN/ANSI
		2.322				*.562*	*.526*	*3.937*	*.787*		
NPT 3/8-18	18.0	67.00	.700 x .531	NORMAL	**E7353/8**	17.80	16.81	110.00	20.00	5	DIN/ANSI
		2.637				*.700*	*.661*	*4.330*	*.787*		
NPT 1/2-14	14.0	79.00	.687 x .515	NORMAL	**E7351/2**	17.40	20.95	125.00	26.00	5	DIN/ANSI
		3.110				*.687*	*.824*	*4.921*	*1.023*		
NPT 3/4-14	14.0	78.00	.906 x .679	NORMAL	**E7353/4**	23.00	26.29	140.00	26.00	5	DIN/ANSI
		3.070				*.906*	*1.035*	*5.511*	*1.023*		
NPT 1-11.5	11.5	58.00	1.125 x .843	NORMAL	**E7351**	28.60	32.91	150.00	31.00	5	DIN/ANSI
		2.283				*1.125*	*1.295*	*5.905*	*1.220*		

O5 L253 PHD/PHDX L247 Q1 Q35

Macho de corte CoroTap™ 300 con estría helicoidal

Forma de rosca: NPTF

THCHT	C
THBTP	0
ULDR	1.5
FHA	30°
CNSC	0
SUSTRATO	HSS-E
RECUBRIMIENTO	ST

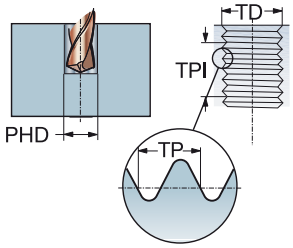

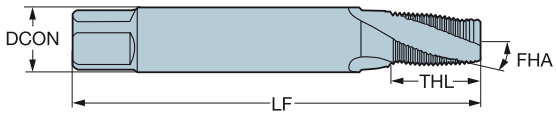

M

TDZ	TPI	LU	CZC_{MS}	TCTR	Código de pedido	Dimensiones, mm, pulg. DCON	TD	LF	THL	NOF	BSG
NPTF 1/16-27	27.0	56.00	.313 x .234	NORMAL	**E7381/16**	8.00	7.64	80.00	14.00	3	DIN/ANSI
		2.204				*.313*	*.300*	*3.149*	*.551*		
NPTF 1/8-27	27.0	64.00	.437 x .328	NORMAL	**E7381/8**	11.10	9.98	90.00	20.00	4	DIN/ANSI
		2.519				*.437*	*.392*	*3.543*	*.787*		
NPTF 1/4-18	18.0	59.00	.562 x .421	NORMAL	**E7381/4**	14.30	13.31	100.00	20.00	4	DIN/ANSI
		2.322				*.562*	*.524*	*3.937*	*.787*		
NPTF 3/8-18	18.0	67.00	.906 x .679	NORMAL	**E7383/8**	23.00	16.75	110.00	26.00	5	DIN/ANSI
		2.637				*.906*	*.659*	*4.330*	*1.023*		
NPTF 1/2-14	14.0	79.00	.437 x .328	NORMAL	**E7381/2**	11.10	20.92	125.00	14.00	5	DIN/ANSI
		3.110				*.437*	*.823*	*4.921*	*.551*		
NPTF 3/4-14	14.0	78.00	.687 x .515	NORMAL	**E7383/4**	17.40	26.27	140.00	26.00	5	DIN/ANSI
		3.070				*.687*	*1.034*	*5.511*	*1.023*		

O5 L253 PHD/PHDX L247 Q1 Q35

Macho de corte CoroTap™ 300 con estría helicoidal

Forma de rosca: NPTF

THCHT	C
THBTP	0
ULDR	1.5
FHA	15°
CNSC	0
SUSTRATO	HSS-E
RECUBRIMIENTO	ST

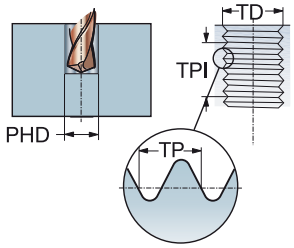

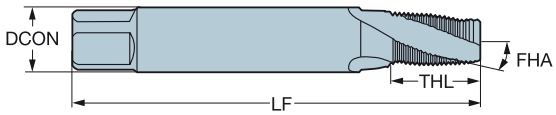

P M K N S

TDZ	TPI	LU	CZC_{MS}	TCTR	Código de pedido	Dimensiones, mm, pulg. DCON	TD	LF	THL	NOF	BSG
NPTF 1/16-27	27.0	56.00	.313 x .234	NORMAL	**E7371/16**	8.00	7.64	80.00	14.00	3	DIN/ANSI
		2.204				*.313*	*.300*	*3.149*	*.551*		
NPTF 1/8-27	27.0	64.00	.437 x .328	NORMAL	**E7371/8**	11.10	9.98	90.00	14.00	4	DIN/ANSI
		2.519				*.437*	*.392*	*3.543*	*.551*		
NPTF 1/4-18	18.0	59.00	.562 x .421	NORMAL	**E7371/4**	14.30	13.31	100.00	20.00	4	DIN/ANSI
		2.322				*.562*	*.524*	*3.937*	*.787*		
NPTF 3/8-18	18.0	67.00	.700 x .531	NORMAL	**E7373/8**	17.80	16.75	110.00	20.00	5	DIN/ANSI
		2.637				*.700*	*.659*	*4.330*	*.787*		
NPTF 1/2-14	14.0	79.00	.687 x .515	NORMAL	**E7371/2**	17.40	20.92	125.00	26.00	5	DIN/ANSI
		3.110				*.687*	*.823*	*4.921*	*1.023*		
NPTF 3/4-14	14.0	78.00	.906 x .679	NORMAL	**E7373/4**	23.00	26.27	140.00	26.00	5	DIN/ANSI
		3.070				*.906*	*1.034*	*5.511*	*1.023*		

O5 L253 PHD/PHDX L247 Q1 Q35

Macho de laminación CoroTap™ 400

Forma de rosca: métrica

THCHT	C
THBTP	1
ULDR	3.0
CNSC	0
SUSTRATO	HSS-E
RECUBRIMIENTO	SmoothTop

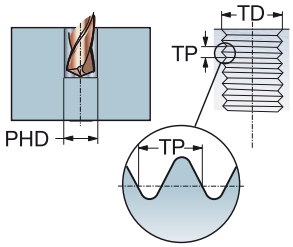

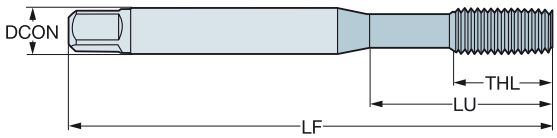

N

TDZ	TP	LU	CZC_{MS}	TCTR	Código de pedido	Dimensiones, mm, pulg. DCON	TD	LF	THL	BSG
M 3	0.50	18.00	3.50 x 2.70	6HX	**E313M3**	3.50	3.00	56.00	9.00	DIN 2174
		.708				*.138*	*.118*	*2.204*	*.354*	
M 4	0.70	21.00	4.50 x 3.40	6HX	**E313M4**	4.50	4.00	63.00	12.00	DIN 2174
		.826				*.177*	*.157*	*2.480*	*.472*	
M 5	0.80	25.00	6.00 x 4.90	6HX	**E313M5**	6.00	5.00	70.00	13.00	DIN 2174
		.984				*.236*	*.196*	*2.755*	*.511*	
M 6	1.00	30.00	6.00 x 4.90	6HX	**E313M6**	6.00	6.00	80.00	15.00	DIN 2174
		1.181				*.236*	*.236*	*3.149*	*.590*	
M 8	1.25	35.00	8.00 x 6.20	6HX	**E313M8**	8.00	8.00	90.00	18.00	DIN 2174
		1.377				*.315*	*.314*	*3.543*	*.708*	

O5 L253 PHD/PHDX L247 Q1 Q35

Macho de laminación CoroTap™ 400

Forma de rosca: métrica

THCHT	C
THBTP	1
ULDR	2.5
CNSC	0
SUSTRATO	HSS-PM
RECUBRIMIENTO	SmoothTop

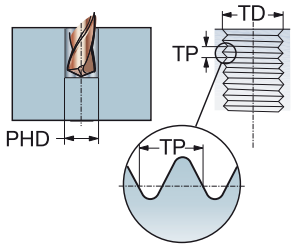

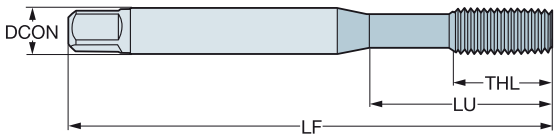

N

TDZ	TP	LU	CZC_{MS}	TCTR	Código de pedido	Dimensiones, mm, pulg. DCON	TD	LF	THL	BSG
M 2	0.40	8.00	2.50 x 2.00	6HX	**E080M2**	2.50	2.00	41.00	8.00	ISO 529
		.314				*.098*	*.078*	*1.614*	*.314*	
M 2.5	0.45	9.50	2.80 x 2.24	6HX	**E080M2.5**	2.80	2.50	44.50	9.50	ISO 529
		.374				*.110*	*.098*	*1.751*	*.374*	
M 3	0.50	12.50	3.15 x 2.50	6HX	**E080M3**	3.20	3.00	48.00	12.50	ISO 529
		.492				*.124*	*.118*	*1.889*	*.492*	
M 4	0.70	17.00	4.00 x 3.15	6HX	**E080M4**	4.00	4.00	53.00	17.00	ISO 529
		.669				*.157*	*.157*	*2.086*	*.669*	
M 5	0.80	21.50	5.00 x 4.00	6HX	**E080M5**	5.00	5.00	58.00	11.00	ISO 529
		.846				*.197*	*.196*	*2.283*	*.433*	
M 6	1.00	26.00	6.30 x 5.00	6HX	**E080M6**	6.30	6.00	66.00	13.00	ISO 529
		1.023				*.248*	*.236*	*2.598*	*.511*	
M 8	1.25	29.40	8.00 x 6.30	6HX	**E080M8**	8.00	8.00	72.00	16.00	ISO 529
		1.157				*.315*	*.314*	*2.834*	*.629*	

O5 L253 PHD/PHDX L247 Q1 Q35

Macho de laminación CoroTap™ 400

Forma de rosca: métrica

THCHT	C
THBTP	1
ULDR	3.0
CNSC	0
SUSTRATO	HSS-E

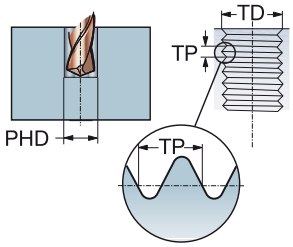

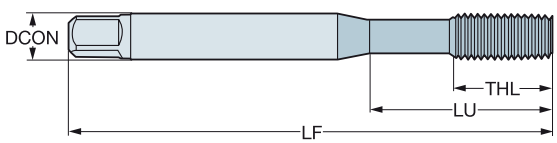

P N

TDZ	TP	LU	CZC_{MS}	TCTR	Código de pedido	Dimensiones, mm, pulg. DCON	TD	LF	THL	BSG
M 1	0.25	20.00	2.50 x 2.10	5HX	**E301M1**	2.50	1.00	40.00	5.50	DIN 2174
		.787				*.098*	*.039*	*1.574*	*.216*	
M 1.2	0.25	20.00	2.50 x 2.10	5HX	**E301M1.2**	2.50	1.20	40.00	5.50	DIN 2174
		.787				*.098*	*.047*	*1.574*	*.216*	
M 1.4	0.30	20.00	2.50 x 2.10	5HX	**E301M1.4**	2.50	1.40	40.00	7.00	DIN 2174
		.787				*.098*	*.055*	*1.574*	*.275*	
M 1.6	0.35	20.00	2.50 x 2.10	6HX	**E301M1.6**	2.50	1.60	40.00	8.00	DIN 2174
		.787				*.098*	*.062*	*1.574*	*.314*	
M 1.7	0.35	20.00	2.50 x 2.10	6HX	**E301M1.7**	2.50	1.70	40.00	8.00	DIN 2174
		.787				*.098*	*.066*	*1.574*	*.314*	
M 1.8	0.35	20.00	2.50 x 2.10	6HX	**E301M1.8**	2.50	1.80	40.00	8.00	DIN 2174
		.787				*.098*	*.070*	*1.574*	*.314*	
M 2	0.40	11.00	2.80 x 2.10	6HX	**E301M2**	2.80	2.00	45.00	6.00	DIN 2174
		.433				*.110*	*.078*	*1.771*	*.236*	
M 2.2	0.45	12.00	2.80 x 2.10	6HX	**E301M2.2**	2.80	2.20	45.00	7.00	DIN 2174
		.472				*.110*	*.086*	*1.771*	*.275*	
M 2.3	0.40	12.00	2.80 x 2.10	6HX	**E301M2.3**	2.80	2.30	45.00	7.00	DIN 2174
		.472				*.110*	*.090*	*1.771*	*.275*	
M 2.5	0.45	14.00	2.80 x 2.10	6HX	**E301M2.5**	2.80	2.50	50.00	8.00	DIN 2174
		.551				*.110*	*.098*	*1.968*	*.314*	
M 2.6	0.45	14.00	2.80 x 2.10	6HX	**E301M2.6**	2.80	2.60	50.00	8.00	DIN 2174
		.551				*.110*	*.102*	*1.968*	*.314*	
M 3	0.50	18.00	3.50 x 2.70	6HX	**E301M3**	3.50	3.00	56.00	9.00	DIN 2174
		.708				*.138*	*.118*	*2.204*	*.354*	
M 3.5	0.60	20.00	4.00 x 3.00	6HX	**E301M3.5**	4.00	3.50	56.00	11.00	DIN 2174
		.787				*.157*	*.137*	*2.204*	*.433*	
M 4	0.70	21.00	4.50 x 3.40	6HX	**E301M4**	4.50	4.00	63.00	12.00	DIN 2174
		.826				*.177*	*.157*	*2.480*	*.472*	
M 5	0.80	25.00	6.00 x 4.90	6HX	**E301M5**	6.00	5.00	70.00	13.00	DIN 2174
		.984				*.236*	*.196*	*2.755*	*.511*	
M 6	1.00	30.00	6.00 x 4.90	6HX	**E301M6**	6.00	6.00	80.00	15.00	DIN 2174
		1.181				*.236*	*.236*	*3.149*	*.590*	
M 8	1.25	35.00	8.00 x 6.20	6HX	**E301M8**	8.00	8.00	90.00	18.00	DIN 2174
		1.377				*.315*	*.314*	*3.543*	*.708*	
M 10	1.50	39.00	10.00 x 8.00	6HX	**E301M10**	10.00	10.00	100.00	20.00	DIN 2174
		1.535				*.394*	*.393*	*3.937*	*.787*	
M 12	1.75	83.00	9.00 x 7.00	6HX	**E301M12**	9.00	12.00	110.00	23.00	DIN 2174
		3.267				*.354*	*.472*	*4.330*	*.905*	
M 16	2.00	68.00	12.00 x 9.00	6HX	**E301M16**	12.00	16.00	110.00	25.00	DIN 2174
		2.677				*.472*	*.629*	*4.330*	*.984*	
M 20	2.50	70.00	16.00 x 12.00	6HX	**E301M20**	16.00	20.00	140.00	30.00	DIN 2174
		2.755				*.630*	*.787*	*5.511*	*1.181*	
M 24	3.00	80.00	18.00 x 14.50	6HX	**E301M24**	18.00	24.00	160.00	36.00	DIN 2174
		3.149				*.709*	*.944*	*6.299*	*1.417*	

O5 L253 PHD/PHDX L247 Q1 Q35

Macho de laminación CoroTap™ 400

Forma de rosca: métrica

THCHT	C
THBTP	1
ULDR	3.0
CNSC	0
SUSTRATO	HSS-E
RECUBRIMIENTO	TiN

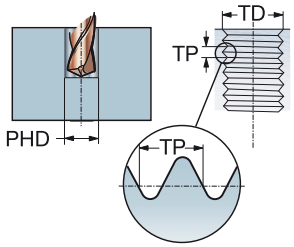

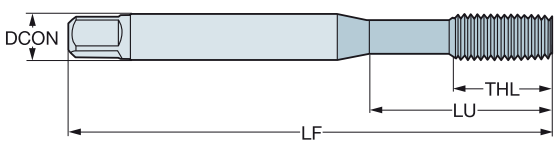

P M N S

						Dimensiones, mm, pulg.				
TDZ	TP	LU	CZC_{MS}	TCTR	**Código de pedido**	DCON	TD	LF	THL	BSG
M 1	0.25	20.00	2.50 x 2.10	5HX	**E302M1**	2.50	1.00	40.00	5.50	DIN 2174
		.787				*.098*	*.039*	*1.574*	*.216*	
M 1.2	0.25	20.00	2.50 x 2.10	5HX	**E302M1.2**	2.50	1.20	40.00	5.50	DIN 2174
		.787				*.098*	*.047*	*1.574*	*.216*	
M 1.4	0.30	20.00	2.50 x 2.10	5HX	**E302M1.4**	2.50	1.40	40.00	7.00	DIN 2174
		.787				*.098*	*.055*	*1.574*	*.275*	
M 1.6	0.35	20.00	2.50 x 2.10	6HX	**E302M1.6**	2.50	1.60	40.00	8.00	DIN 2174
		.787				*.098*	*.062*	*1.574*	*.314*	
M 1.7	0.35	20.00	2.50 x 2.10	6HX	**E302M1.7**	2.50	1.70	40.00	8.00	DIN 2174
		.787				*.098*	*.066*	*1.574*	*.314*	
M 1.8	0.35	20.00	2.50 x 2.10	6HX	**E302M1.8**	2.50	1.80	40.00	8.00	DIN 2174
		.787				*.098*	*.070*	*1.574*	*.314*	
M 2	0.40	11.00	2.80 x 2.10	6HX	**E302M2**	2.80	2.00	45.00	6.00	DIN 2174
		.433				*.110*	*.078*	*1.771*	*.236*	
M 2.2	0.45	12.00	2.80 x 2.10	6HX	**E302M2.2**	2.80	2.20	45.00	7.00	DIN 2174
		.472				*.110*	*.086*	*1.771*	*.275*	
M 2.3	0.40	12.00	2.80 x 2.10	6HX	**E302M2.3**	2.80	2.30	45.00	7.00	DIN 2174
		.472				*.110*	*.090*	*1.771*	*.275*	
M 2.5	0.45	14.00	2.80 x 2.10	6HX	**E302M2.5**	2.80	2.50	50.00	8.00	DIN 2174
		.551				*.110*	*.098*	*1.968*	*.314*	
M 2.6	0.45	14.00	2.80 x 2.10	6HX	**E302M2.6**	2.80	2.60	50.00	8.00	DIN 2174
		.551				*.110*	*.102*	*1.968*	*.314*	
M 3	0.50	18.00	3.50 x 2.70	6HX	**E302M3**	3.50	3.00	56.00	9.00	DIN 2174
		.708				*.138*	*.118*	*2.204*	*.354*	
M 3.5	0.60	20.00	4.00 x 3.00	6HX	**E302M3.5**	4.00	3.50	56.00	11.00	DIN 2174
		.787				*.157*	*.137*	*2.204*	*.433*	
M 4	0.70	21.00	4.50 x 3.40	6HX	**E302M4**	4.50	4.00	63.00	12.00	DIN 2174
		.826				*.177*	*.157*	*2.480*	*.472*	
M 5	0.80	25.00	6.00 x 4.90	6HX	**E302M5**	6.00	5.00	70.00	13.00	DIN 2174
		.984				*.236*	*.196*	*2.755*	*.511*	
M 6	1.00	30.00	6.00 x 4.90	6HX	**E302M6**	6.00	6.00	80.00	15.00	DIN 2174
		1.181				*.236*	*.236*	*3.149*	*.590*	
M 8	1.25	35.00	8.00 x 6.20	6HX	**E302M8**	8.00	8.00	90.00	18.00	DIN 2174
		1.377				*.315*	*.314*	*3.543*	*.708*	
M 10	1.50	39.00	10.00 x 8.00	6HX	**E302M10**	10.00	10.00	100.00	20.00	DIN 2174
		1.535				*.394*	*.393*	*3.937*	*.787*	
M 12	1.75	83.00	9.00 x 7.00	6HX	**E302M12**	9.00	12.00	110.00	23.00	DIN 2174
		3.267				*.354*	*.472*	*4.330*	*.905*	
M 16	2.00	68.00	12.00 x 9.00	6HX	**E302M16**	12.00	16.00	110.00	25.00	DIN 2174
		2.677				*.472*	*.629*	*4.330*	*.984*	
M 20	2.50	70.00	16.00 x 12.00	6HX	**E302M20**	16.00	20.00	140.00	30.00	DIN 2174
		2.755				*.630*	*.787*	*5.511*	*1.181*	
M 24	3.00	80.00	18.00 x 14.50	6HX	**E302M24**	18.00	24.00	160.00	36.00	DIN 2174
		3.149				*.709*	*.944*	*6.299*	*1.417*	

O5 L253 PHD/PHDX L247 Q1 Q35

Macho de laminación CoroTap™ 400

Forma de rosca: métrica

THCHT	C
THBTP	1
ULDR	3.0
CNSC	0
SUSTRATO	HSS-E
RECUBRIMIENTO	CrN

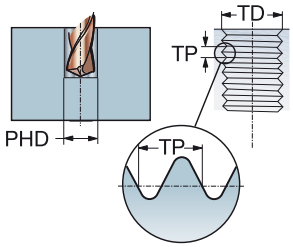

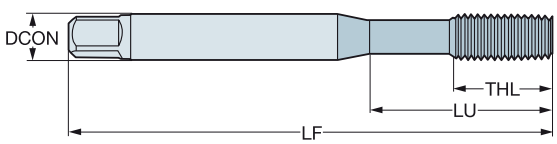

P M N S

TDZ	TP	LU	CZC_{MS}	TCTR	Código de pedido	Dimensiones, mm, pulg. DCON	TD	LF	THL	BSG
M 3	0.50	18.00	3.50 x 2.70	6HX	**E306M3**	3.50	3.00	56.00	9.00	DIN 2174
		.708				*.138*	*.118*	*2.204*	*.354*	
M 4	0.70	21.00	4.50 x 3.40	6HX	**E306M4**	4.50	4.00	63.00	12.00	DIN 2174
		.826				*.177*	*.157*	*2.480*	*.472*	
M 5	0.80	25.00	6.00 x 4.90	6HX	**E306M5**	6.00	5.00	70.00	13.00	DIN 2174
		.984				*.236*	*.196*	*2.755*	*.511*	
M 6	1.00	30.00	6.00 x 4.90	6HX	**E306M6**	6.00	6.00	80.00	15.00	DIN 2174
		1.181				*.236*	*.236*	*3.149*	*.590*	
M 8	1.25	35.00	8.00 x 6.20	6HX	**E306M8**	8.00	8.00	90.00	18.00	DIN 2174
		1.377				*.315*	*.314*	*3.543*	*.708*	
M 10	1.50	39.00	10.00 x 8.00	6HX	**E306M10**	10.00	10.00	100.00	20.00	DIN 2174
		1.535				*.394*	*.393*	*3.937*	*.787*	
M 12	1.75	83.00	9.00 x 7.00	6HX	**E306M12**	9.00	12.00	110.00	23.00	DIN 2174
		3.267				*.354*	*.472*	*4.330*	*.905*	

O5 L253 PHD/PHDX L247 Q1 Q35

Macho de laminación CoroTap™ 400

Forma de rosca: métrica

THCHT	C
THBTP	1
ULDR	3.5
CNSC	0
SUSTRATO	HSS-E
RECUBRIMIENTO	TiN

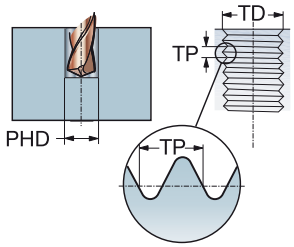

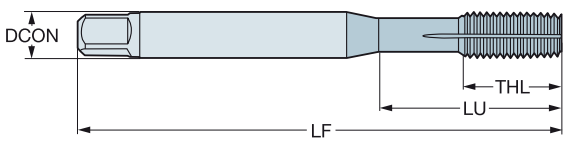

P M N S

TDZ	TP	LU	CZC_{MS}	TCTR	Código de pedido	Dimensiones, mm, pulg. DCON	TD	LF	THL	BSG
M 3	0.50	18.00	3.50 x 2.70	6HX	**E308M3**	3.50	3.00	56.00	9.00	DIN 2174
		.708				*.138*	*.118*	*2.204*	*.354*	
M 4	0.70	21.00	4.50 x 3.40	6HX	**E308M4**	4.50	4.00	63.00	12.00	DIN 2174
		.826				*.177*	*.157*	*2.480*	*.472*	
M 5	0.80	25.00	6.00 x 4.90	6HX	**E308M5**	6.00	5.00	70.00	13.00	DIN 2174
		.984				*.236*	*.196*	*2.755*	*.511*	
M 6	1.00	30.00	6.00 x 4.90	6HX	**E308M6**	6.00	6.00	80.00	15.00	DIN 2174
		1.181				*.236*	*.236*	*3.149*	*.590*	
M 7	1.00	30.00	7.00 x 5.50	6HX	**E308M7**	7.00	7.00	80.00	15.00	DIN 2174
		1.181				*.276*	*.275*	*3.149*	*.590*	
M 8	1.25	35.00	8.00 x 6.20	6HX	**E308M8**	8.00	8.00	90.00	18.00	DIN 2174
		1.377				*.315*	*.314*	*3.543*	*.708*	
M 10	1.50	39.00	10.00 x 8.00	6HX	**E308M10**	10.00	10.00	100.00	20.00	DIN 2174
		1.535				*.394*	*.393*	*3.937*	*.787*	
M 12	1.75	83.00	9.00 x 7.00	6HX	**E308M12**	9.00	12.00	110.00	23.00	DIN 2174
		3.267				*.354*	*.472*	*4.330*	*.905*	
M 14	2.00	81.00	11.00 x 9.00	6HX	**E308M14**	11.00	14.00	110.00	25.00	DIN 2174
		3.188				*.433*	*.551*	*4.330*	*.984*	
M 16	2.00	68.00	12.00 x 9.00	6HX	**E308M16**	12.00	16.00	110.00	25.00	DIN 2174
		2.677				*.472*	*.629*	*4.330*	*.984*	
M 20	2.50	95.00	16.00 x 12.00	6HX	**E308M20**	16.00	20.00	140.00	30.00	DIN 2174
		3.740				*.630*	*.787*	*5.511*	*1.181*	
M 24	3.00	113.00	18.00 x 14.50	6HX	**E308M24**	18.00	24.00	160.00	36.00	DIN 2174
		4.448				*.709*	*.944*	*6.299*	*1.417*	

O5 L253 PHD/PHDX L247 Q1 Q35

Macho de laminación CoroTap™ 400

Forma de rosca: métrica

THCHT	C
THBTP	1
ULDR	3.5
CNSC	1
SUSTRATO	HSS-E
RECUBRIMIENTO	TiN

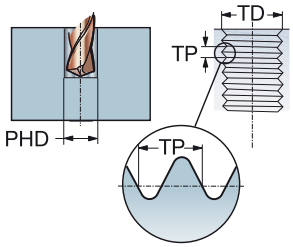

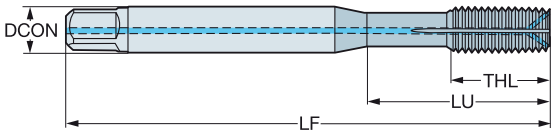

P M N S

TDZ	TP	LU	CZC_{MS}	TCTR	Código de pedido	Dimensiones, mm, pulg. DCON	TD	LF	THL	BSG
M 5	0.80	21.00	6.00 x 4.90	6HX	**E315M5**	6.00	5.00	70.00	13.00	DIN 2174
		.826				*.236*	*.196*	*2.755*	*.511*	
M 6	1.00	26.00	6.00 x 4.90	6HX	**E315M6**	6.00	6.00	80.00	15.00	DIN 2174
		1.023				*.236*	*.236*	*3.149*	*.590*	
M 8	1.25	30.00	8.00 x 6.20	6HX	**E315M8**	8.00	8.00	90.00	18.00	DIN 2174
		1.181				*.315*	*.314*	*3.543*	*.708*	
M 10	1.50	33.00	10.00 x 8.00	6HX	**E315M10**	10.00	10.00	100.00	20.00	DIN 2174
		1.299				*.394*	*.393*	*3.937*	*.787*	
M 12	1.75	83.00	9.00 x 7.00	6HX	**E315M12**	9.00	12.00	110.00	23.00	DIN 2174
		3.267				*.354*	*.472*	*4.330*	*.905*	

O5 L253 PHD/PHDX L247 Q1 Q35

Macho de laminación CoroTap™ 400

Forma de rosca: métrica

THCHT	E
THBTP	1
ULDR	3.0
CNSC	0
SUSTRATO	HSS-E
RECUBRIMIENTO	TiN

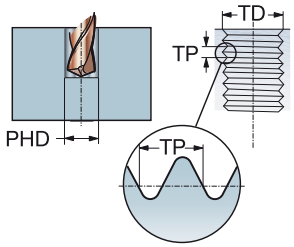

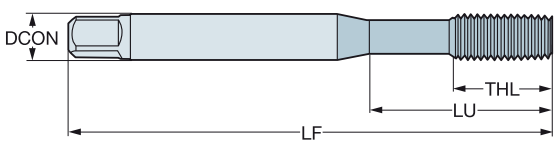

P M N S

TDZ	TP	LU	CZC_{MS}	TCTR	Código de pedido	Dimensiones, mm, pulg. DCON	TD	LF	THL	BSG
M 3	0.50	18.00	3.50 x 2.70	6HX	**E305M3**	3.50	3.00	56.00	9.00	DIN 2174
		.708				*.138*	*.118*	*2.204*	*.354*	
M 4	0.70	21.00	4.50 x 3.40	6HX	**E305M4**	4.50	4.00	63.00	12.00	DIN 2174
		.826				*.177*	*.157*	*2.480*	*.472*	
M 5	0.80	25.00	6.00 x 4.90	6HX	**E305M5**	6.00	5.00	70.00	13.00	DIN 2174
		.984				*.236*	*.196*	*2.755*	*.511*	
M 6	1.00	30.00	6.00 x 4.90	6HX	**E305M6**	6.00	6.00	80.00	15.00	DIN 2174
		1.181				*.236*	*.236*	*3.149*	*.590*	
M 8	1.25	35.00	8.00 x 6.20	6HX	**E305M8**	8.00	8.00	90.00	18.00	DIN 2174
		1.377				*.315*	*.314*	*3.543*	*.708*	
M 10	1.50	39.00	10.00 x 8.00	6HX	**E305M10**	10.00	10.00	100.00	20.00	DIN 2174
		1.535				*.394*	*.393*	*3.937*	*.787*	

O5
L253
PHD/PHDX L247
ISO 13399 Q1
CNSC CXSC Q35

SANDVIK Coromant

Macho de laminación CoroTap™ 400

Forma de rosca: métrica

THCHT	C
THBTP	1
ULDR	3.0
CNSC	0
SUSTRATO	HSS-E
RECUBRIMIENTO	TiN

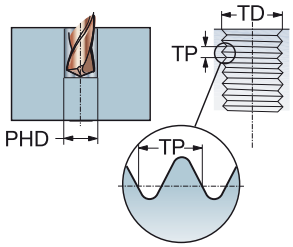

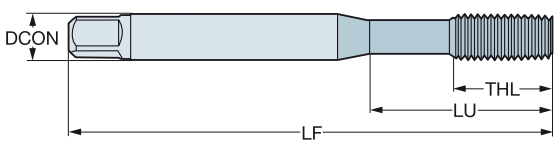

P M N S

TDZ	TP	LU	CZC_{MS}	TCTR	Código de pedido	Dimensiones, mm, pulg. DCON	TD	LF	THL	BSG
M 3	0.50	18.00	3.50 x 2.70	6GX	**E309M3**	3.50	3.00	56.00	9.00	DIN 2174
		.708				*.138*	*.118*	*2.204*	*.354*	
M 3.5	0.60	20.00	4.00 x 3.00	6GX	**E309M3.5**	4.00	3.50	56.00	11.00	DIN 2174
		.787				*.157*	*.137*	*2.204*	*.433*	
M 4	0.70	21.00	4.50 x 3.40	6GX	**E309M4**	4.50	4.00	63.00	12.00	DIN 2174
		.826				*.177*	*.157*	*2.480*	*.472*	
M 5	0.80	25.00	6.00 x 4.90	6GX	**E309M5**	6.00	5.00	70.00	13.00	DIN 2174
		.984				*.236*	*.196*	*2.755*	*.511*	
M 6	1.00	30.00	6.00 x 4.90	6GX	**E309M6**	6.00	6.00	80.00	15.00	DIN 2174
		1.181				*.236*	*.236*	*3.149*	*.590*	
M 8	1.25	35.00	8.00 x 6.20	6GX	**E309M8**	8.00	8.00	90.00	18.00	DIN 2174
		1.377				*.315*	*.314*	*3.543*	*.708*	
M 10	1.50	39.00	10.00 x 8.00	6GX	**E309M10**	10.00	10.00	100.00	20.00	DIN 2174
		1.535				*.394*	*.393*	*3.937*	*.787*	
M 12	1.75	83.00	9.00 x 7.00	6GX	**E309M12**	9.00	12.00	110.00	23.00	DIN 2174
		3.267				*.354*	*.472*	*4.330*	*.905*	

O5 L253 PHD/PHDX L247 Q1 Q35

Macho de laminación CoroTap™ 400

Forma de rosca: métrica

THCHT	E
THBTP	1
ULDR	3.0
CNSC	0
SUSTRATO	HSS-E
RECUBRIMIENTO	TiN

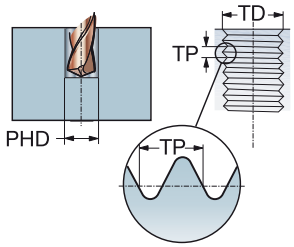

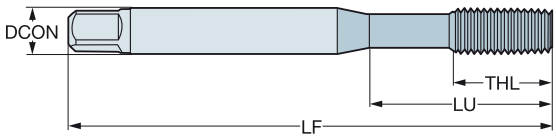

P M N S

TDZ	TP	LU	CZC_{MS}	TCTR	Código de pedido	Dimensiones, mm, pulg. DCON	TD	LF	THL	BSG
M 3	0.50	18.00	3.50 x 2.70	6GX	**E310M3**	3.50	3.00	56.00	9.00	DIN 2174
		.708				*.138*	*.118*	*2.204*	*.354*	
M 4	0.70	21.00	4.50 x 3.40	6GX	**E310M4**	4.50	4.00	63.00	12.00	DIN 2174
		.826				*.177*	*.157*	*2.480*	*.472*	
M 5	0.80	25.00	6.00 x 4.90	6GX	**E310M5**	6.00	5.00	70.00	13.00	DIN 2174
		.984				*.236*	*.196*	*2.755*	*.511*	
M 6	1.00	30.00	6.00 x 4.90	6GX	**E310M6**	6.00	6.00	80.00	15.00	DIN 2174
		1.181				*.236*	*.236*	*3.149*	*.590*	
M 8	1.25	35.00	8.00 x 6.20	6GX	**E310M8**	8.00	8.00	90.00	18.00	DIN 2174
		1.377				*.315*	*.314*	*3.543*	*.708*	
M 10	1.50	39.00	10.00 x 8.00	6GX	**E310M10**	10.00	10.00	100.00	20.00	DIN 2174
		1.535				*.394*	*.393*	*3.937*	*.787*	

O5
L253
PHD/PHDX L247
ISO 13399 Q1
CNSC CXSC Q35

SANDVIK Coromant

Macho de laminación CoroTap™ 400

Forma de rosca: métrica

THCHT	C
THBTP	1
ULDR	3.0
CNSC	0
SUSTRATO	HM
RECUBRIMIENTO	TiCN

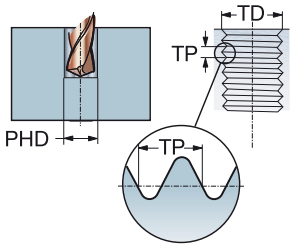

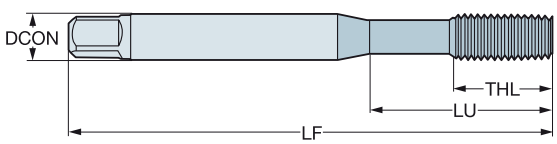

P M N S

TDZ	TP	LU	CZC_{MS}	TCTR	Código de pedido	Dimensiones, mm, pulg. DCON	TD	LF	THL	BSG
M 3	0.50	10.00	3.50 x 2.70	6HX	**T115M3**	3.50	3.00	56.00	10.00	C-DIN 2174
		.393				*.138*	*.118*	*2.204*	*.393*	
M 4	0.70	13.00	4.50 x 3.40	6HX	**T115M4**	4.50	4.00	63.00	13.00	C-DIN 2174
		.511				*.177*	*.157*	*2.480*	*.511*	
M 5	0.80	16.00	6.00 x 4.90	6HX	**T115M5**	6.00	5.00	70.00	16.00	C-DIN 2174
		.629				*.236*	*.196*	*2.755*	*.629*	
M 6	1.00	30.00	6.00 x 4.90	6HX	**T115M6**	6.00	6.00	80.00	19.00	DIN 2174
		1.181				*.236*	*.236*	*3.149*	*.748*	
M 8	1.25	35.00	8.00 x 6.20	6HX	**T115M8**	8.00	8.00	90.00	22.00	DIN 2174
		1.377				*.315*	*.314*	*3.543*	*.866*	
M 10	1.50	39.00	10.00 x 8.00	6HX	**T115M10**	10.00	10.00	100.00	24.00	DIN 2174
		1.535				*.394*	*.393*	*3.937*	*.944*	

O5 L253 PHD/PHDX L247 Q1 Q35

Macho de laminación CoroTap™ 400

Forma de rosca: métrica

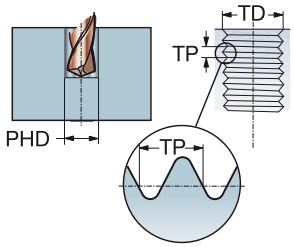

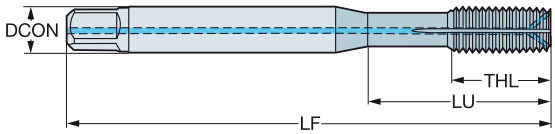

THCHT	C
THBTP	1
ULDR	3.0
CNSC	1
SUSTRATO	HM
RECUBRIMIENTO	TiCN

P M N S

						Dimensiones, mm, pulg.				
TDZ	TP	LU	CZC_{MS}	TCTR	**Código de pedido**	DCON	TD	LF	THL	BSG
M 5	0.80	16.00	6.00 x 4.90	6HX	**T116M5**	6.00	5.00	70.00	16.00	C-DIN 2174
		.629				*.236*	*.196*	*2.755*	*.629*	
M 6	1.00	30.00	6.00 x 4.90	6HX	**T116M6**	6.00	6.00	80.00	19.00	DIN 2174
		1.181				*.236*	*.236*	*3.149*	*.748*	
M 8	1.25	35.00	8.00 x 6.20	6HX	**T116M8**	8.00	8.00	90.00	22.00	DIN 2174
		1.377				*.315*	*.314*	*3.543*	*.866*	
M 10	1.50	39.00	10.00 x 8.00	6HX	**T116M10**	10.00	10.00	100.00	24.00	DIN 2174
		1.535				*.394*	*.393*	*3.937*	*.944*	
M 12	1.75	83.00	9.00 x 7.00	6HX	**T116M12**	9.00	12.00	110.00	23.00	DIN 2174
		3.267				*.354*	*.472*	*4.330*	*.905*	

O5 L253 PHD/PHDX L247 ISO 13399 Q1 CNSC CXSC Q35

SANDVIK Coromant

Macho de laminación CoroTap™ 400

Forma de rosca: métrica

THCHT	C
THBTP	1
ULDR	2.5
CNSC	0
SUSTRATO	HSS-PM

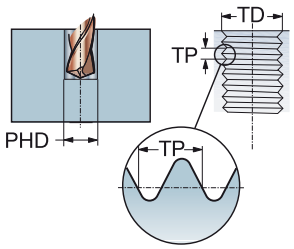

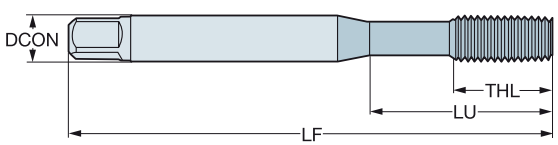

P N

TDZ	TP	LU	CZC_{MS}	TCTR	Código de pedido	Dimensiones, mm, pulg. DCON	TD	LF	THL	BSG
M 2	0.40	8.00	2.50 x 2.00	6HX	**E090M2**	2.50	2.00	41.00	8.00	ISO 529
		.314				*.098*	*.078*	*1.614*	*.314*	
M 2.5	0.45	9.50	2.80 x 2.24	6HX	**E090M2.5**	2.80	2.50	44.50	9.50	ISO 529
		.374				*.110*	*.098*	*1.751*	*.374*	
M 3	0.50	12.50	3.15 x 2.50	6HX	**E090M3**	3.20	3.00	48.00	12.50	ISO 529
		.492				*.124*	*.118*	*1.889*	*.492*	
M 3.5	0.60	16.50	3.55 x 2.80	6HX	**E090M3.5**	3.60	3.50	50.00	16.50	ISO 529
		.649				*.140*	*.137*	*1.968*	*.649*	
M 4	0.70	17.00	4.00 x 3.15	6HX	**E090M4**	4.00	4.00	53.00	17.00	ISO 529
		.669				*.157*	*.157*	*2.086*	*.669*	
M 5	0.80	21.50	5.00 x 4.00	6HX	**E090M5**	5.00	5.00	58.00	11.00	ISO 529
		.846				*.197*	*.196*	*2.283*	*.433*	
M 6	1.00	26.00	6.30 x 5.00	6HX	**E090M6**	6.30	6.00	66.00	13.00	ISO 529
		1.023				*.248*	*.236*	*2.598*	*.511*	
M 8	1.25	29.40	8.00 x 6.30	6HX	**E090M8**	8.00	8.00	72.00	16.00	ISO 529
		1.157				*.315*	*.314*	*2.834*	*.629*	
M 10	1.50	33.50	10.00 x 8.00	6HX	**E090M10**	10.00	10.00	80.00	18.00	ISO 529
		1.318				*.394*	*.393*	*3.149*	*.708*	
M 12	1.75	62.00	9.00 x 7.10	6HX	**E090M12**	9.00	12.00	89.00	22.00	ISO 529
		2.440				*.354*	*.472*	*3.503*	*.866*	
M 16	2.00	59.00	12.50 x 10.00	6HX	**E090M16**	12.50	16.00	102.00	24.00	ISO 529
		2.322				*.492*	*.629*	*4.015*	*.944*	

O5 L253 PHD/PHDX L247 Q1 Q35

Macho de laminación CoroTap™ 400

Forma de rosca: métrica

THCHT	C
THBTP	1
ULDR	2.5
CNSC	0
SUSTRATO	HSS-PM
RECUBRIMIENTO	TiN

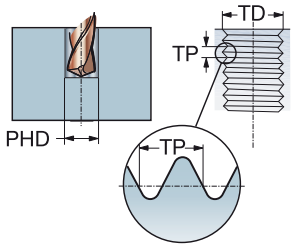

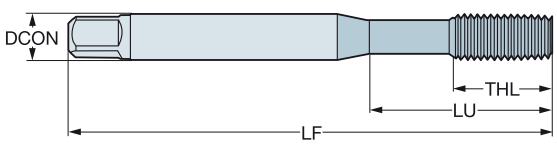

P M N S

						Dimensiones, mm, pulg.				
TDZ	TP	LU	CZC_{MS}	TCTR	**Código de pedido**	DCON	TD	LF	THL	BSG
M 2	0.40	8.00	2.50 x 2.00	6HX	**E091M2**	2.50	2.00	41.00	8.00	ISO 529
		.314				*.098*	*.078*	*1.614*	*.314*	
M 2.5	0.45	9.50	2.80 x 2.24	6HX	**E091M2.5**	2.80	2.50	44.50	9.50	ISO 529
		.374				*.110*	*.098*	*1.751*	*.374*	
M 3	0.50	12.50	3.15 x 2.50	6HX	**E091M3**	3.20	3.00	48.00	12.50	ISO 529
		.492				*.124*	*.118*	*1.889*	*.492*	
M 3.5	0.60	16.50	3.55 x 2.80	6HX	**E091M3.5**	3.60	3.50	50.00	16.50	ISO 529
		.649				*.140*	*.137*	*1.968*	*.649*	
M 4	0.70	17.00	4.00 x 3.15	6HX	**E091M4**	4.00	4.00	53.00	17.00	ISO 529
		.669				*.157*	*.157*	*2.086*	*.669*	
M 5	0.80	21.50	5.00 x 4.00	6HX	**E091M5**	5.00	5.00	58.00	11.00	ISO 529
		.846				*.197*	*.196*	*2.283*	*.433*	
M 6	1.00	26.00	6.30 x 5.00	6HX	**E091M6**	6.30	6.00	66.00	13.00	ISO 529
		1.023				*.248*	*.236*	*2.598*	*.511*	
M 8	1.25	29.40	8.00 x 6.30	6HX	**E091M8**	8.00	8.00	72.00	16.00	ISO 529
		1.157				*.315*	*.314*	*2.834*	*.629*	
M 10	1.50	33.50	10.00 x 8.00	6HX	**E091M10**	10.00	10.00	80.00	18.00	ISO 529
		1.318				*.394*	*.393*	*3.149*	*.708*	
M 12	1.75	62.00	9.00 x 7.10	6HX	**E091M12**	9.00	12.00	89.00	22.00	ISO 529
		2.440				*.354*	*.472*	*3.503*	*.866*	
M 16	2.00	59.00	12.50 x 10.00	6HX	**E091M16**	12.50	16.00	102.00	24.00	ISO 529
		2.322				*.492*	*.629*	*4.015*	*.944*	

O5 L253 PHD/PHDX L247 Q1 Q35

Macho de laminación CoroTap™ 400

Forma de rosca: métrica

THCHT	C
THBTP	1
ULDR	2.5
CNSC	0
SUSTRATO	HSS-PM
RECUBRIMIENTO	TiN

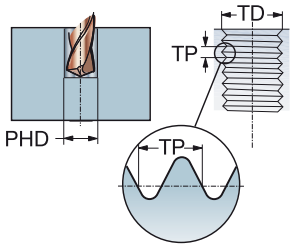

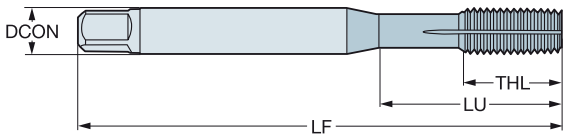

P M N S

TDZ	TP	LU	CZC_{MS}	TCTR	Código de pedido	Dimensiones, mm, pulg. DCON	TD	LF	THL	BSG
M 3	0.50	12.50	3.15 x 2.50	6HX	**E096M3**	3.20	3.00	48.00	12.50	ISO 529
		.492				*.124*	*.118*	*1.889*	*.492*	
M 4	0.70	26.00	4.00 x 3.15	6HX	**E096M4**	4.00	4.00	53.00	17.00	ISO 529
		1.023				*.157*	*.157*	*2.086*	*.669*	
M 5	0.80	18.00	5.00 x 4.00	6HX	**E096M5**	5.00	5.00	58.00	11.00	ISO 529
		.708				*.197*	*.196*	*2.283*	*.433*	
M 6	1.00	22.00	6.30 x 5.00	6HX	**E096M6**	6.30	6.00	66.00	13.00	ISO 529
		.866				*.248*	*.236*	*2.598*	*.511*	
M 8	1.25	25.00	8.00 x 6.30	6HX	**E096M8**	8.00	8.00	72.00	16.00	ISO 529
		.984				*.315*	*.314*	*2.834*	*.629*	
M 10	1.50	29.00	10.00 x 8.00	6HX	**E096M10**	10.00	10.00	80.00	18.00	ISO 529
		1.141				*.394*	*.393*	*3.149*	*.708*	
M 12	1.75	62.00	9.00 x 7.10	6HX	**E096M12**	9.00	12.00	89.00	22.00	ISO 529
		2.440				*.354*	*.472*	*3.503*	*.866*	
M 16	2.00	59.00	12.50 x 10.00	6HX	**E096M16**	12.50	16.00	102.00	24.00	ISO 529
		2.322				*.492*	*.629*	*4.015*	*.944*	

O5 L253 PHD/PHDX L247 Q1 Q35

Macho de laminación CoroTap™ 400

Forma de rosca: métrica

THCHT	C
THBTP	1
ULDR	2.5
CNSC	0
SUSTRATO	HSS-PM
RECUBRIMIENTO	CrN

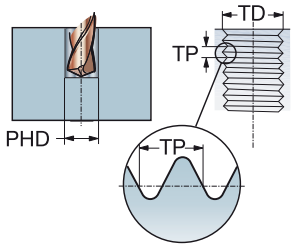

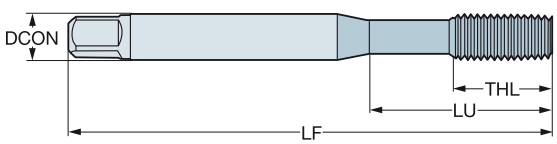

P M N S

						Dimensiones, mm, pulg.				
TDZ	TP	LU	CZC_{MS}	TCTR	**Código de pedido**	DCON	TD	LF	THL	BSG
M 2	0.40	8.00	2.50 x 2.00	6HX	**E097M2**	2.50	2.00	41.00	8.00	ISO 529
		.314				*.098*	*.078*	*1.614*	*.314*	
M 2.5	0.45	9.50	2.80 x 2.24	6HX	**E097M2.5**	2.80	2.50	44.50	9.50	ISO 529
		.374				*.110*	*.098*	*1.751*	*.374*	
M 3	0.50	12.50	3.15 x 2.50	6HX	**E097M3**	3.20	3.00	48.00	12.50	ISO 529
		.492				*.124*	*.118*	*1.889*	*.492*	
M 4	0.70	17.00	4.00 x 3.15	6HX	**E097M4**	4.00	4.00	53.00	17.00	ISO 529
		.669				*.157*	*.157*	*2.086*	*.669*	
M 5	0.80	21.50	5.00 x 4.00	6HX	**E097M5**	5.00	5.00	58.00	11.00	ISO 529
		.846				*.197*	*.196*	*2.283*	*.433*	
M 6	1.00	26.00	6.30 x 5.00	6HX	**E097M6**	6.30	6.00	66.00	13.00	ISO 529
		1.023				*.248*	*.236*	*2.598*	*.511*	
M 8	1.25	29.40	8.00 x 6.30	6HX	**E097M8**	8.00	8.00	72.00	16.00	ISO 529
		1.157				*.315*	*.314*	*2.834*	*.629*	
M 10	1.50	33.50	10.00 x 8.00	6HX	**E097M10**	10.00	10.00	80.00	18.00	ISO 529
		1.318				*.394*	*.393*	*3.149*	*.708*	
M 12	1.75	62.00	9.00 x 7.10	6HX	**E097M12**	9.00	12.00	89.00	22.00	ISO 529
		2.440				*.354*	*.472*	*3.503*	*.866*	
M 16	2.00	59.00	12.50 x 10.00	6HX	**E097M16**	12.50	16.00	102.00	24.00	ISO 529
		2.322				*.492*	*.629*	*4.015*	*.944*	

O5 L253 PHD/PHDX L247 Q1 Q35

Macho de laminación CoroTap™ 400

Forma de rosca: métrica

THCHT	C
THBTP	1
ULDR	3.0
CNSC	1
SUSTRATO	HSS-PM
RECUBRIMIENTO	TiN

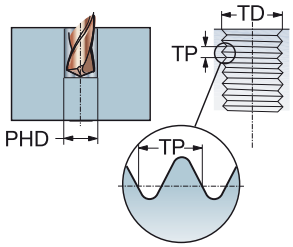

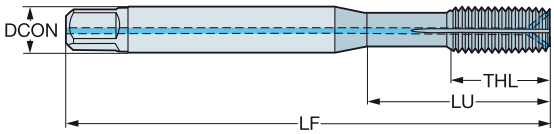

P M N S

TDZ	TP	LU	CZC_{MS}	TCTR	Código de pedido	Dimensiones, mm, pulg. DCON	TD	LF	THL	BSG
M 4	0.70	17.50	4.00 x 3.15	6HX	**E099M4**	4.00	4.00	53.00	7.90	ISO 529
		.688				*.157*	*.157*	*2.086*	*.311*	
M 5	0.80	22.00	5.00 x 4.00	6HX	**E099M5**	5.00	5.00	58.00	11.00	ISO 529
		.866				*.197*	*.196*	*2.283*	*.433*	
M 6	1.00	26.00	6.30 x 5.00	6HX	**E099M6**	6.30	6.00	66.00	13.00	ISO 529
		1.023				*.248*	*.236*	*2.598*	*.511*	
M 8	1.25	29.00	8.00 x 6.30	6HX	**E099M8**	8.00	8.00	72.00	16.00	ISO 529
		1.141				*.315*	*.314*	*2.834*	*.629*	
M 10	1.50	34.00	10.00 x 8.00	6HX	**E099M10**	10.00	10.00	80.00	18.00	ISO 529
		1.338				*.394*	*.393*	*3.149*	*.708*	
M 12	1.75	62.00	9.00 x 7.10	6HX	**E099M12**	9.00	12.00	89.00	22.00	ISO 529
		2.440				*.354*	*.472*	*3.503*	*.866*	
M 16	2.00	59.00	12.50 x 10.00	6HX	**E099M16**	12.50	16.00	102.00	24.00	ISO 529
		2.322				*.492*	*.629*	*4.015*	*.944*	

O5 L253 PHD/PHDX L247 Q1 Q35

Macho de laminación CoroTap™ 400

Forma de rosca: métrica

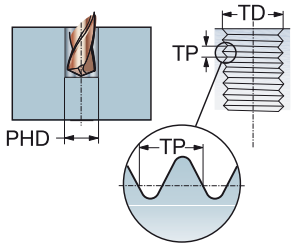

THCHT	C
THBTP	1
ULDR	2.5
CNSC	0
SUSTRATO	HSS-PM

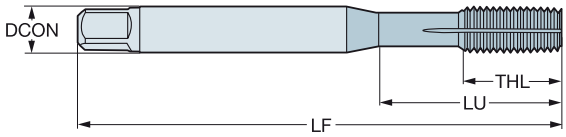

P N

TDZ	TP	LU	CZC_{MS}	TCTR	Código de pedido	Dimensiones, mm, pulg. DCON	TD	LF	THL	BSG
M 3	0.50	20.00	.141 x .110	6HX	**E094M3**	3.60	3.00	50.80	17.00	ANSI
		.787				*.141*	*.118*	*2.000*	*.669*	
M 4	0.70	16.58	.168 x .131	6HX	**E094M4**	4.30	4.00	53.98	7.90	ANSI
		.652				*.168*	*.157*	*2.125*	*.311*	
M 5	0.80	21.42	.194 x .152	6HX	**E094M5**	4.90	5.00	60.33	12.70	ANSI
		.843				*.194*	*.196*	*2.375*	*.500*	
M 6	1.00	25.59	.255 x .191	6HX	**E094M6**	6.50	6.00	63.50	15.30	ANSI
		1.007				*.255*	*.236*	*2.500*	*.602*	
M 8	1.25	30.20	.318 x .238	6HX	**E094M8**	8.10	8.00	69.06	18.20	ANSI
		1.189				*.318*	*.314*	*2.718*	*.716*	
M 10	1.50	32.80	.381 x .286	6HX	**E094M10**	9.70	10.00	74.61	19.10	ANSI
		1.291				*.381*	*.393*	*2.937*	*.751*	

O5 L253 PHD/PHDX L247 Q1 Q35

Macho de laminación CoroTap™ 400

Forma de rosca: métrica

THCHT	C
THBTP	1
ULDR	3.0
CNSC	0
SUSTRATO	HSS-PM
RECUBRIMIENTO	TiN

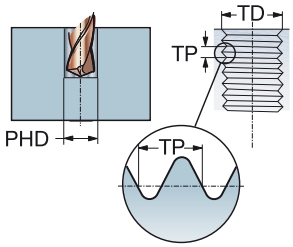

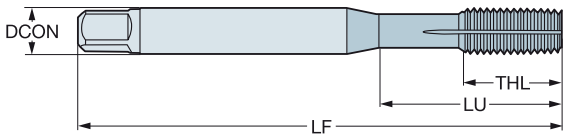

P M N S

TDZ	TP	LU	CZC_{MS}	TCTR	Código de pedido	Dimensiones, mm, pulg. DCON	TD	LF	THL	BSG
M 3	0.50	18.81	.141 x .110	6H	**E890M3**	3.60	3.00	56.00	18.80	DIN/ANSI
		.740				*.141*	*.118*	*2.204*	*.740*	
M 4	0.70	16.58	.168 x .131	6H	**E890M4**	4.30	4.00	63.00	16.51	DIN/ANSI
		.652				*.168*	*.157*	*2.480*	*.650*	
M 5	0.80	21.42	.194 x .152	6H	**E890M5**	4.90	5.00	70.00	19.30	DIN/ANSI
		.843				*.194*	*.196*	*2.755*	*.760*	
M 6	1.00	25.59	.255 x .191	6H	**E890M6**	6.50	6.00	80.00	15.01	DIN/ANSI
		1.007				*.255*	*.236*	*3.149*	*.590*	
M 8	1.25	30.20	.318 x .238	6H	**E890M8**	8.10	8.00	90.00	18.00	DIN/ANSI
		1.189				*.318*	*.314*	*3.543*	*.709*	
M 10	1.50	32.80	.381 x .286	6H	**E890M10**	9.70	10.00	100.00	19.98	DIN/ANSI
		1.291				*.381*	*.393*	*3.937*	*.787*	
M 12	1.75	87.00	.367 x .275	6H	**E890M12**	9.30	12.00	110.00	23.01	DIN/ANSI
		3.425				*.367*	*.472*	*4.330*	*.905*	
M 16	2.00	72.00	.480 x .360	6H	**E890M16**	12.20	16.00	110.00	23.01	DIN/ANSI
		2.834				*.480*	*.629*	*4.330*	*.905*	
M 18	2.50	87.00	.542 x .406	6H	**E890M18**	13.80	18.00	125.00	29.99	DIN/ANSI
		3.425				*.542*	*.708*	*4.921*	*1.180*	
M 20	2.50	102.00	.652 x .489	6H	**E890M20**	16.60	20.00	140.00	35.99	DIN/ANSI
		4.015				*.652*	*.787*	*5.511*	*1.417*	

O5 L253 PHD/PHDX L247 Q1 Q35

Macho de laminación CoroTap™ 400

Forma de rosca: métrica fina

THCHT	C
THBTP	1
ULDR	3.0
CNSC	0
SUSTRATO	HSS-E
RECUBRIMIENTO	TiN

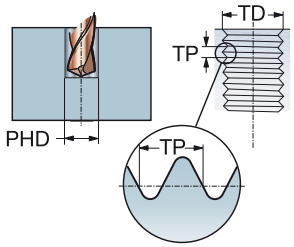

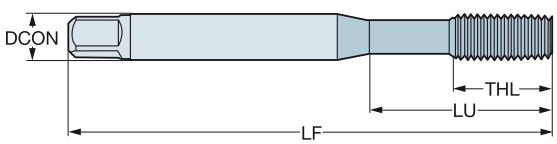

P M N S

						Dimensiones, mm, pulg.				
TDZ	TP	LU	CZC_{MS}	TCTR	**Código de pedido**	DCON	TD	LF	THL	BSG
MF 5x0.5	0.50	25.00	6.00 x 4.90	6HX	**E317M5X0.5**	6.00	5.00	70.00	13.00	DIN 2174
		.984				*.236*	*.196*	*2.755*	*.511*	
MF 6x0.75	0.75	30.00	6.00 x 4.90	6HX	**E317M6X0.75**	6.00	6.00	80.00	15.00	DIN 2174
		1.181				*.236*	*.236*	*3.149*	*.590*	
MF 7x0.75	0.75	30.00	7.00 x 5.50	6HX	**E317M7X0.75**	7.00	7.00	80.00	15.00	DIN 2174
		1.181				*.276*	*.275*	*3.149*	*.590*	
MF 8x0.75	0.75	57.00	6.00 x 4.90	6HX	**E317M8X.75**	6.00	8.00	80.00	18.00	DIN 2174
		2.244				*.236*	*.314*	*3.149*	*.708*	
MF 8x1	1.00	67.00	6.00 x 4.90	6HX	**E317M8X1**	6.00	8.00	90.00	18.00	DIN 2174
		2.637				*.236*	*.314*	*3.543*	*.708*	
MF 10x1	1.00	75.00	7.00 x 5.50	6HX	**E317M10X1**	7.00	10.00	100.00	20.00	DIN 2174
		2.952				*.276*	*.393*	*3.937*	*.787*	
MF 10x1.25	1.25	75.00	7.00 x 5.50	6HX	**E317M10X1.25**	7.00	10.00	100.00	20.00	DIN 2174
		2.952				*.276*	*.393*	*3.937*	*.787*	
MF 12x1	1.00	73.00	9.00 x 7.00	6HX	**E317M12X1**	9.00	12.00	100.00	23.00	DIN 2174
		2.874				*.354*	*.472*	*3.937*	*.905*	
MF 12x1.25	1.25	73.00	9.00 x 7.00	6HX	**E317M12X1.25**	9.00	12.00	100.00	23.00	DIN 2174
		2.874				*.354*	*.472*	*3.937*	*.905*	
MF 12x1.5	1.50	73.00	9.00 x 7.00	6HX	**E317M12X1.5**	9.00	12.00	100.00	23.00	DIN 2174
		2.874				*.354*	*.472*	*3.937*	*.905*	
MF 14x1	1.00	71.00	11.00 x 9.00	6HX	**E317M14X1**	11.00	14.00	100.00	21.00	DIN 2174
		2.795				*.433*	*.551*	*3.937*	*.826*	
MF 14x1.25	1.25	71.00	11.00 x 9.00	6HX	**E317M14X1.25**	11.00	14.00	100.00	21.00	DIN 2174
		2.795				*.433*	*.551*	*3.937*	*.826*	
MF 14x1.5	1.50	71.00	11.00 x 9.00	6HX	**E317M14X1.5**	11.00	14.00	100.00	21.00	DIN 2174
		2.795				*.433*	*.551*	*3.937*	*.826*	
MF 16x1.5	1.50	58.00	12.00 x 9.00	6HX	**E317M16X1.5**	12.00	16.00	100.00	21.00	DIN 2174
		2.283				*.472*	*.629*	*3.937*	*.826*	

O5 L253 PHD/PHDX L247 Q1 Q35

Macho de laminación CoroTap™ 400

Forma de rosca: métrica fina

THCHT	C
THBTP	1
ULDR	3.0
CNSC	0
SUSTRATO	HSS-PM
RECUBRIMIENTO	TiN

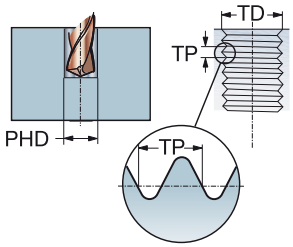

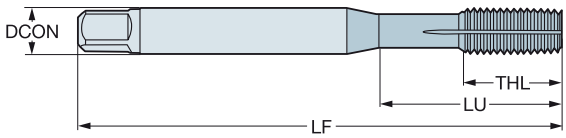

P M N S

TDZ	TP	LU	CZC_{MS}	TCTR	Código de pedido	Dimensiones, mm, pulg. DCON	TD	LF	THL	BSG
MF 10x1.25	1.25	36.61	.381 x .286	6H	**E891M10X1.25**	9.70	10.00	100.00	19.98	DIN/ANSI
		1.441				*.381*	*.393*	*3.937*	*.787*	
MF 12x1.5	1.50	87.00	.367 x .275	6H	**E891M12X1.5**	9.30	12.00	110.00	23.01	DIN/ANSI
		3.425				*.367*	*.472*	*4.330*	*.905*	

O5 L253 PHD/PHDX L247 Q1 Q35

Macho de laminación CoroTap™ 400

Forma de rosca: UNC

THCHT	C
THBTP	1
ULDR	2.5
CNSC	0
SUSTRATO	HSS

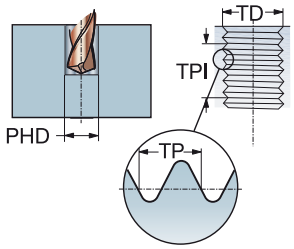

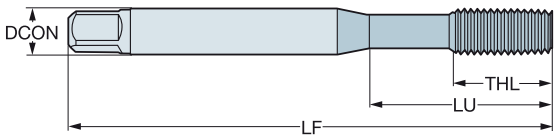

P N

						Dimensiones, mm, pulg.				
TDZ	TPI	LU	CZC_{MS}	TCTR	**Código de pedido**	DCON	TD	LF	THL	BSG
UNC #4-40	40.0	15.50	3.15 x 2.50	2BX	**E5234-40BRIGHT**	3.20	2.84	48.00	15.50	ISO 529
		.610				*.124*	*.112*	*1.889*	*.610*	
UNC #6-32	32.0	17.60	3.55 x 2.80	2BX	**E5236-32BRIGHT**	3.60	3.51	50.00	17.60	ISO 529
		.692				*.140*	*.137*	*1.968*	*.692*	
UNC #8-32	32.0	18.00	4.50 x 3.55	2BX	**E5238-32BRIGHT**	4.50	4.17	53.00	9.50	ISO 529
		.708				*.177*	*.164*	*2.086*	*.374*	
UNC #10-24	24.0	20.00	5.00 x 4.00	2BX	**E52310-24BRIGHT**	5.00	4.83	58.00	11.20	ISO 529
		.787				*.197*	*.190*	*2.283*	*.440*	
UNC 1/4-20	20.0	26.00	6.30 x 5.00	2BX	**E5231/4BRIGHT**	6.30	6.35	66.00	13.20	ISO 529
		1.023				*.248*	*.250*	*2.598*	*.519*	
UNC 5/16-18	18.0	29.00	8.00 x 6.30	2BX	**E5235/16BRIGHT**	8.00	7.94	72.00	16.30	ISO 529
		1.141				*.315*	*.312*	*2.834*	*.641*	
UNC 3/8-16	16.0	32.00	10.00 x 8.00	2BX	**E5233/8BRIGHT**	10.00	9.53	80.00	18.10	ISO 529
		1.259				*.394*	*.375*	*3.149*	*.712*	

O5 L253 PHD/PHDX L247 Q1 Q35

SANDVIK Coromant

Macho de laminación CoroTap™ 400

Forma de rosca: UNC

THCHT	C
THBTP	1
ULDR	2.5
CNSC	0
SUSTRATO	HSS
RECUBRIMIENTO	CrN

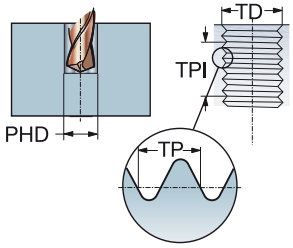

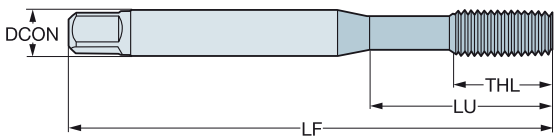

P M N S

TDZ	TPI	LU	CZC_{MS}	TCTR	Código de pedido	Dimensiones, mm, pulg. DCON	TD	LF	THL	BSG
UNC #4-40	40.0	15.50	3.15 x 2.50	2BX	**E5964-40**	3.20	2.84	48.00	15.50	ISO 529
		.610				*.124*	*.112*	*1.889*	*.610*	
UNC #6-32	32.0	17.60	3.55 x 2.80	2BX	**E5966-32**	3.60	3.51	50.00	17.60	ISO 529
		.692				*.140*	*.137*	*1.968*	*.692*	
UNC #8-32	32.0	18.00	4.50 x 3.55	2BX	**E5968-32**	4.50	4.17	53.00	9.50	ISO 529
		.708				*.177*	*.164*	*2.086*	*.374*	
UNC #10-24	24.0	20.00	5.00 x 4.00	2BX	**E59610-24**	5.00	4.83	58.00	11.20	ISO 529
		.787				*.197*	*.190*	*2.283*	*.440*	
UNC 1/4-20	20.0	26.00	6.30 x 5.00	2BX	**E5961/4**	6.30	6.35	66.00	13.20	ISO 529
		1.023				*.248*	*.250*	*2.598*	*.519*	
UNC 5/16-18	18.0	29.00	8.00 x 6.30	2BX	**E5965/16**	8.00	7.94	72.00	16.30	ISO 529
		1.141				*.315*	*.312*	*2.834*	*.641*	
UNC 3/8-16	16.0	32.00	10.00 x 8.00	2BX	**E5963/8**	10.00	9.53	80.00	18.10	ISO 529
		1.259				*.394*	*.375*	*3.149*	*.712*	

O5 L253 PHD/PHDX L247 Q1 Q35

Macho de laminación CoroTap™ 400

Forma de rosca: UNC

THCHT	C
THBTP	1
ULDR	2.5
CNSC	0
SUSTRATO	HSS-PM

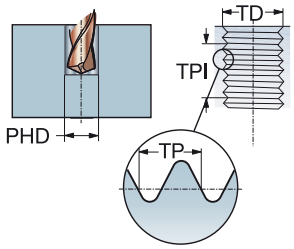

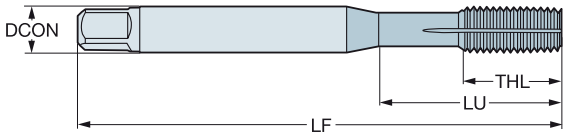

P N

TDZ	TPI	LU	CZC_{MS}	TCTR	Código de pedido	Dimensiones, mm, pulg. DCON	TD	LF	THL	BSG
UNC #4-40	40.0	15.47	.141 x .110	2B	**E0644-40**	3.60	2.84	47.63	16.50	ANSI
		.609				*.141*	*.112*	*1.875*	*.649*	
UNC #6-32	32.0	15.08	.141 x .110	2B	**E0646-32**	3.60	3.51	50.80	7.90	ANSI
		.593				*.141*	*.137*	*2.000*	*.311*	
UNC #8-32	32.0	16.58	.168 x .131	2B	**E0648-32**	4.30	4.17	53.98	7.90	ANSI
		.652				*.168*	*.164*	*2.125*	*.311*	
UNC #10-24	24.0	21.42	.194 x .152	2B	**E06410-24**	4.90	4.83	60.33	12.70	ANSI
		.843				*.194*	*.190*	*2.375*	*.500*	
UNC #12-24	24.0	22.47	.220 x .165	2B	**E06412-24**	5.60	5.49	60.33	12.70	ANSI
		.884				*.220*	*.215*	*2.375*	*.500*	
UNC 1/4-20	20.0	25.59	.255 x .191	2B	**E0641/4**	6.50	6.35	63.50	15.30	ANSI
		1.007				*.255*	*.250*	*2.500*	*.602*	
UNC 5/16-18	18.0	30.20	.318 x .238	2B	**E0645/16**	8.10	7.94	69.06	18.20	ANSI
		1.189				*.318*	*.312*	*2.718*	*.716*	
UNC 3/8-16	16.0	32.80	.381 x .286	2B	**E0643/8**	9.70	9.53	74.61	19.10	ANSI
		1.291				*.381*	*.375*	*2.937*	*.751*	

O5 L253 PHD/PHDX L247 ISO 13399 Q1 CNSC CXSC Q35

SANDVIK Coromant

Macho de laminación CoroTap™ 400

Forma de rosca: UNC

THCHT	C
THBTP	1
ULDR	3.0
CNSC	0
SUSTRATO	HSS-PM
RECUBRIMIENTO	TiN

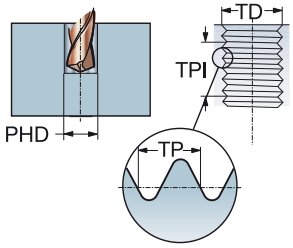

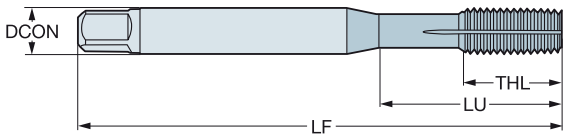

P M N S

TDZ	TPI	LU	CZC_{MS}	TCTR	Código de pedido	Dimensiones, mm, pulg. DCON	TD	LF	THL	BSG
UNC #4-40	40.0	15.47	.141 x .110	2B	**E8924-40**	3.60	2.84	56.00	10.99	DIN/ANSI
		.609				*.141*	*.112*	*2.204*	*.432*	
UNC #6-32	32.0	15.08	.141 x .110	2B	**E8926-32**	3.60	3.51	56.00	12.95	DIN/ANSI
		.593				*.141*	*.137*	*2.204*	*.510*	
UNC #8-32	32.0	16.58	.168 x .131	2B	**E8928-32**	4.30	4.17	63.00	16.51	DIN/ANSI
		.652				*.168*	*.164*	*2.480*	*.650*	
UNC #10-24	24.0	21.42	.194 x .152	2B	**E89210-24**	4.90	4.83	70.00	19.30	DIN/ANSI
		.843				*.194*	*.190*	*2.755*	*.760*	
UNC #12-24	24.0	25.55	.220 x .165	2B	**E89212-24**	5.60	5.49	80.00	15.01	DIN/ANSI
		1.005				*.220*	*.215*	*3.149*	*.590*	
UNC 1/4-20	20.0	25.59	.255 x .191	2B	**E8921/4**	6.50	6.35	80.00	15.01	DIN/ANSI
		1.007				*.255*	*.250*	*3.149*	*.590*	
UNC 5/16-18	18.0	30.20	.318 x .238	2B	**E8925/16**	8.10	7.94	90.00	18.00	DIN/ANSI
		1.189				*.318*	*.312*	*3.543*	*.709*	
UNC 3/8-16	16.0	32.80	.381 x .286	2B	**E8923/8**	9.70	9.53	100.00	19.98	DIN/ANSI
		1.291				*.381*	*.375*	*3.937*	*.787*	
UNC 7/16-14	14.0	72.60	.323 x .242	2B	**E8927/16**	8.20	11.11	100.00	19.98	DIN/ANSI
		2.858				*.323*	*.437*	*3.937*	*.787*	
UNC 1/2-13	13.0	81.80	.367 x .275	2B	**E8921/2**	9.30	12.70	110.00	23.01	DIN/ANSI
		3.220				*.367*	*.500*	*4.330*	*.905*	
UNC 5/8-11	11.0	65.80	.480 x .360	2B	**E8925/8**	12.20	15.88	110.00	23.01	DIN/ANSI
		2.590				*.480*	*.625*	*4.330*	*.905*	
UNC 3/4-10	10.0	77.50	.590 x .442	2B	**E8923/4**	15.00	19.05	125.00	29.99	DIN/ANSI
		3.051				*.590*	*.750*	*4.921*	*1.180*	
UNC 7/8-9	9.0	90.90	.697 x .523	2B	**E8927/8-9**	17.70	22.23	140.00	33.99	DIN/ANSI
		3.578				*.697*	*.875*	*5.511*	*1.338*	
UNC 1"-8	8.0	95.40	.800 x .600	2B	**E8921**	20.30	25.40	160.00	38.00	DIN/ANSI
		3.755				*.800*	*1.000*	*6.299*	*1.496*	

O5 L253 PHD/PHDX L247 Q1 Q35

Macho de laminación CoroTap™ 400

Forma de rosca: UNF

THCHT	C
THBTP	1
ULDR	2.5
CNSC	0
SUSTRATO	HSS

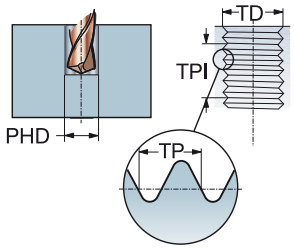

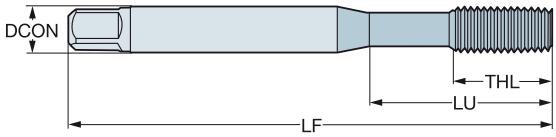

P N

TDZ	TPI	LU	CZC_{MS}	TCTR	Código de pedido	Dimensiones, mm, pulg. DCON	TD	LF	THL	BSG
UNF #10-32	32.0	20.00	5.00 x 4.00	2BX	**E53010-32BRIGHT**	5.00	4.83	58.00	11.20	ISO 529
		.787				*.197*	*.190*	*2.283*	*.440*	
UNF 1/4-28	28.0	26.00	6.30 x 5.00	2BX	**E5301/4BRIGHT**	6.30	6.35	66.00	13.20	ISO 529
		1.023				*.248*	*.250*	*2.598*	*.519*	
UNF 5/16-24	24.0	29.00	8.00 x 6.30	2BX	**E5305/16BRIGHT**	8.00	7.94	72.00	16.30	ISO 529
		1.141				*.315*	*.312*	*2.834*	*.641*	
UNF 3/8-24	24.0	32.00	10.00 x 8.00	2BX	**E5303/8BRIGHT**	10.00	9.53	80.00	18.10	ISO 529
		1.259				*.394*	*.375*	*3.149*	*.712*	
UNF 7/16-20	20.0	61.00	8.00 x 6.30	2BX	**E5307/16BRIGHT**	8.00	11.11	85.00	19.50	ISO 529
		2.401				*.315*	*.437*	*3.346*	*.767*	

O5 L253 PHD/PHDX L247 Q1 Q35

Macho de laminación CoroTap™ 400

Forma de rosca: UNF

THCHT	C
THBTP	1
ULDR	2.5
CNSC	0
SUSTRATO	HSS-PM

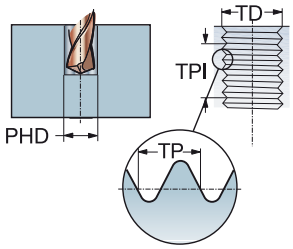

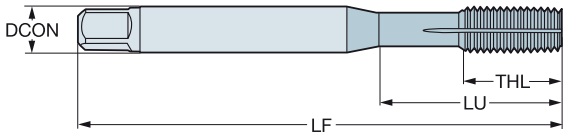

P N

TDZ	TPI	LU	CZC_{MS}	TCTR	**Código de pedido**	Dimensiones, mm, pulg. DCON	TD	LF	THL	BSG
UNF #10-32	32.0	21.42	.194 x .152	2B	**E07410-32**	4.90	4.83	60.33	12.70	ANSI
		.843				*.194*	*.190*	*2.375*	*.500*	
UNF 1/4-28	28.0	25.59	.255 x .191	2B	**E0741/4**	6.50	6.35	63.50	15.30	ANSI
		1.007				*.255*	*.250*	*2.500*	*.602*	
UNF 5/16-24	24.0	30.20	.318 x .238	2B	**E0745/16**	8.10	7.94	69.06	18.20	ANSI
		1.189				*.318*	*.312*	*2.718*	*.716*	
UNF 3/8-24	24.0	32.80	.381 x .286	2B	**E0743/8**	9.70	9.53	74.61	19.10	ANSI
		1.291				*.381*	*.375*	*2.937*	*.751*	

O5 L253 PHD/PHDX L247 Q1 Q35

Macho de laminación CoroTap™ 400

Forma de rosca: UNF

THCHT	C
THBTP	1
ULDR	3.0
CNSC	0
SUSTRATO	HSS-PM
RECUBRIMIENTO	TiN

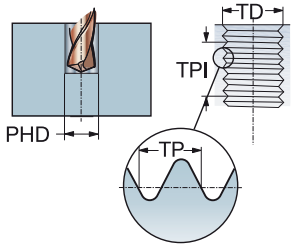

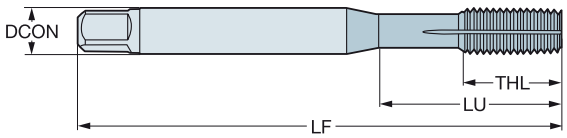

P M N S

TDZ	TPI	LU	CZC_{MS}	TCTR	Código de pedido	Dimensiones, mm, pulg. DCON	TD	LF	THL	BSG
UNF #10-32	32.0	21.42	.194 x .152	2B	**E89310-32**	4.90	4.83	70.00	19.30	DIN/ANSI
		.843				*.194*	*.190*	*2.755*	*.760*	
UNF 1/4-28	28.0	25.59	.255 x .191	2B	**E8931/4**	6.50	6.35	80.00	15.01	DIN/ANSI
		1.007				*.255*	*.250*	*3.149*	*.590*	
UNF 5/16-24	24.0	30.20	.318 x .238	2B	**E8935/16**	8.10	7.94	90.00	18.00	DIN/ANSI
		1.189				*.318*	*.312*	*3.543*	*.709*	
UNF 3/8-24	24.0	32.80	.381 x .286	2B	**E8933/8**	9.70	9.53	100.00	19.98	DIN/ANSI
		1.291				*.381*	*.375*	*3.937*	*.787*	
UNF 7/16-20	20.0	72.60	.323 x .242	2B	**E8937/16**	8.20	11.11	100.00	19.98	DIN/ANSI
		2.858				*.323*	*.437*	*3.937*	*.787*	
UNF 1/2-20	20.0	81.80	.367 x .275	2B	**E8931/2**	9.30	12.70	110.00	23.01	DIN/ANSI
		3.220				*.367*	*.500*	*4.330*	*.905*	
UNF 5/8-18	18.0	65.80	.480 x .360	2B	**E8935/8**	12.20	15.88	110.00	23.01	DIN/ANSI
		2.590				*.480*	*.625*	*4.330*	*.905*	
UNF 3/4-16	16.0	77.50	.590 x .442	2B	**E8933/4**	15.00	19.05	125.00	29.99	DIN/ANSI
		3.051				*.590*	*.750*	*4.921*	*1.180*	
UNF 1"-12	12.0	95.40	.800 x .600	2B	**E8931**	20.30	25.40	160.00	35.99	DIN/ANSI
		3.755				*.800*	*1.000*	*6.299*	*1.417*	

O5 L253 PHD/PHDX L247 Q1 Q35

Macho de laminación CoroTap™ 400

Forma de rosca: EGM

THCHT	C
THBTP	1
ULDR	3.0
CNSC	0
SUSTRATO	HSS-E
RECUBRIMIENTO	TiN

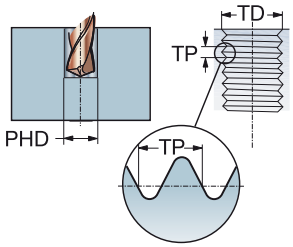

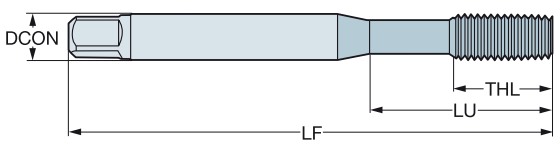

P M N S

TDZ	TP	LU	CZC_{MS}	TCTR	Código de pedido	Dimensiones, mm, pulg. DCON	TD	LF	THL	BSG
EGM 3	0.50	21.00	4.50 x 3.40	6HMOD	**E323M3**	4.50	3.65	63.00	12.00	DIN 40435
		.826				*.177*	*.143*	*2.480*	*.472*	
EGM 4	0.70	25.00	6.00 x 4.90	6HMOD	**E323M4**	6.00	4.91	70.00	13.00	DIN 40435
		.984				*.236*	*.193*	*2.755*	*.511*	
EGM 5	0.80	30.00	6.00 x 4.90	6HMOD	**E323M5**	6.00	6.04	80.00	15.00	DIN 40435
		1.181				*.236*	*.237*	*3.149*	*.590*	
EGM 6	1.00	35.00	8.00 x 6.20	6HMOD	**E323M6**	8.00	7.30	90.00	18.00	DIN 40435
		1.377				*.315*	*.287*	*3.543*	*.708*	
EGM 8	1.25	39.00	10.00 x 8.00	6HMOD	**E323M8**	10.00	9.62	100.00	20.00	DIN 40435
		1.535				*.394*	*.378*	*3.937*	*.787*	
EGM 10	1.50	73.00	9.00 x 7.00	6HMOD	**E323M10**	9.00	11.95	100.00	21.00	DIN 40435
		2.874				*.354*	*.470*	*3.937*	*.826*	
EGM 12	1.75	81.00	11.00 x 9.00	6HMOD	**E323M12**	11.00	14.27	110.00	25.00	DIN 40435
		3.188				*.433*	*.561*	*4.330*	*.984*	

O5 L253 PHD/PHDX L247 Q1 Q35

Machos

Material

HM	HSS	HSS-E	HSS-PM	HSS-E-PM
Metal duro	Acero Rápido	Acero Rápido al Cobalto	Acero Rápido Sinterizado	Acero Rápido al Cobalto Sinterizado

Calidad/Recubrimiento

C110/B110	Cool Top	Smooth Top	ST/C145/B145	TiCN
Combinación óptima entre gran dureza y resistencia al desgaste	Combinación óptima de dureza y resistencia al desgaste abrasivo altas	El bajo coeficiente de fricción minimiza la adhesión del material en el filo de corte	Templado al vapor, para la protección y la prevención del filo de aportación	Carbo-nitruro de Titanio

CrN	TiN	N	-/C150/B150	D115
Nitruro de Cromo	Nitruro de Titanio	Nitrado	Sin recubrimiento, para una menor adherencia en materiales blandos	Calidad resistente al desgaste con fricción baja

Tipo de agujero

Agujero pasante



Agujero ciego



Agujero pasante o ciego

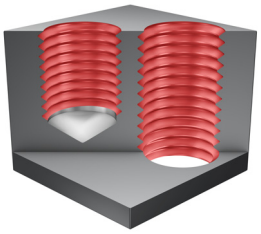

INSTRUCCIONES GENERALES PARA EL ROSCADO

El éxito de cualquier operación de roscado con macho depende de una serie de factores que afectan a la calidad del producto acabado. Para garantizar el éxito de su operación, tenga en consideración los siguientes consejos:
1. Seleccione el diseño de macho correcto para el material del componente y el tipo de agujero, p. ej. pasante o ciego, de la tabla de clasificación de materiales.
2. Asegúrese de que el componente está bien sujeto, dado que el movimiento lateral puede provocar la rotura del macho o resultar en roscas de mala calidad.
3. Seleccione el tamaño de broca correcto de la página correspondiente del catálogo. Recuerde que los tamaños de broca para los machos de laminación son diferentes. Una elección equivocada o unas malas condiciones de taladrado pueden provocar el endurecimiento del material de la pieza, lo cual reducirá el rendimiento del macho.
4. Seleccione la velocidad de corte correcta, tal y como se muestra en la página del catálogo del producto y en la búsqueda guiada de productos.
5. Utilice el líquido de corte indicado para la aplicación correcta.
6. Asegúrese de disponer de una suave entrada del macho en el agujero, dado que un avance irregular puede provocar agujeros de mala calidad.

Tipo de chaflán de rosca

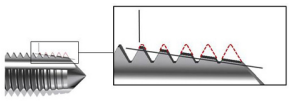

Tipo de chaflán B=3.5 – 5 × roscas

Chaflán largo:

Par elevado
Mejor calidad superficial
Virutas delgadas
Baja presión en el chaflán
Mayor vida útil de herramienta
Más indicado para machos de entrada corregida

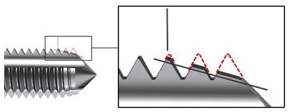

Tipo de chaflán C=2 –3.5 × roscas

Chaflán medio:

Par reducido
Buena calidad superficial
Virutas gruesas normales
Presión normal en el chaflán
Vida útil de herramienta normal
Diseño más habitual
Chaflán estándar para agujeros ciegos
Más habitual para machos de estría helicoidal

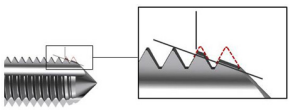

Tipo de chaflán E=1.5 – 2 × roscas

Chaflán reducido:

Par reducido
Buena calidad superficial
Virutas gruesas
Gran presión en el chaflán
Menor vida útil de herramienta
Diseño extremo
Debe utilizarse cuando no se dispone de una incidencia suficiente en el fondo del agujero

¿Qué es la altura de la rosca en %?

Ejemplo aplicable a los estándares ISO y UTS – roscas de 60°

La altura de la rosca en % es la relación entre la altura real y la altura máxima de la rosca interior

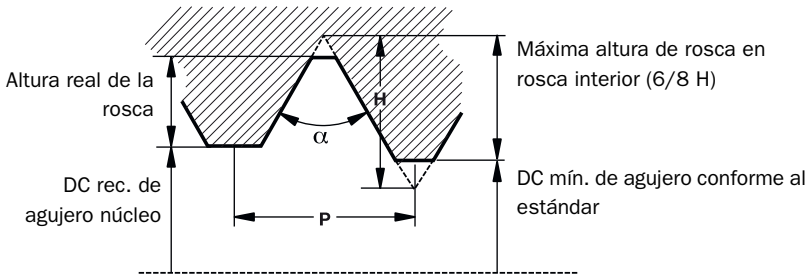

Ejemplo, M8×1.25

La altura máxima de la rosca conforme al estándar es 6/8 H.
H = 0.866 × P
(H = Altura del triángulo básico)
(P = Paso de la rosca)

La altura máxima de la rosca es:
6/8 * (0.866 × 1, 25) = 0.811 mm
La altura real de la rosca en un agujero núcleo de DC 6.9 mm:
(8 - 6,9) / 2 = 0.55 mm
La altura de la rosca en % es entonces (0.55 / 0.81) × 100 = 68 %

MACHOS CLASE 2B Y 3B: ROSCAS DE TORNILLO DE PULGADA UNIFICADA

	TPI		Límites del macho	
Tamaño	UNC	UNF	Clase 2B	Clase 3B
0		80	H2	H1
1	64		H2	H1
1		72	H2	H1
2	56		H2	H1
2		64	H2	H1
3	48		H2	H1
3		56	H2	H1
4	40		H2	H2
4		48	H2	H1
5	40		H2	H2
5		44	H2	H1
6	32		H3	H2
6		40	H2	H2
8	32		H3	H2
8		36	H2	H2
10	24		H3	H3
10		32	H3	H2
12	24		H3	H3
12		28	H3	H3
1/4	20		H5	H3
1/4		28	H4	H3
5/16	18		H5	H3
5/16		24	H4	H3
3/8	16		H5	H3

	TPI		Límites del macho	
Tamaño	UNC	UNF	Clase 2B	Clase 3B
3/8		24	H4	H3
7/16	14		H5	H3
7/16		20	H5	H3
1/2	13		H5	H3
1/2		20	H5	H3
9/16	12		H5	H3
9/16		18	H5	H3
5/8	11		H5	H3
5/8		18	H5	H3
3/4	10		H5	H5
3/4		16	H5	H3
7/8	9		H6	H4
7/8		14	H6	H4
1"	8		H6	H4
1"		12	H6	H4
1.1/8	7		H8	H4
1.1/8		12	H6	H4
1.1/4	7		H8	H4
1.1/4		12	H6	H4
1.3/8	6		H8	H4
1.3/8		12	H6	H4
1.1/2	6		H8	H4
1.1/2		12	H6	H4

Recomendaciones de tamaño de agujero

Guía de diámetros de agujero

Esta guía le proporciona recomendaciones para la selección del diámetro correcto para agujeros de rosca.

El tipo de broca y material de trabajo determinan el diámetro de agujero a elegir.

Tome en consideración que, dependiendo de la tolerancia de la broca, el diámetro del agujero puede no ser igual al tamaño de la broca. Para alcanzar un mayor nivel de precisión del agujero, utilice una broca enteriza de metal duro de alta tecnología con un estrecho nivel de tolerancia. Esto le permite elegir una broca más cercana al valor de diámetro máximo de broca mostrado en esta guía.

En casos excepcionales, tales como en las operaciones de taladrado en materiales más tenaces, se puede seleccionar un mayor diámetro de agujero para garantizar una mayor vida útil de la herramienta. La tenacidad de la rosca seguirá siendo adecuada, pero la rosca estará fuera de la tolerancia estándar.

Para obtener más información técnica, visite la página web www.sandvik.coromant.com

M

DIN 13			Métrico		Pulgadas	
TDZ		TP	PHD	PHDX	PHD	PHDX *5H/6H
M 1*	x	0,25	0,75	0,785	0,0295	0,0309
M 1,1*	x	0,25	0,85	0,885	0,0335	0,0348
M 1,2*	x	0,25	0,95	0,985	0,0374	0,0388
M 1,4*	x	0,30	1,10	1,142	0,0433	0,0450
M 1,6	x	0,35	1,25	1,321	0,0492	0,0520
M 1,8	x	0,35	1,45	1,521	0,0571	0,0599
M 2	x	0,40	1,60	1,679	0,0630	0,0661
M 2,2	x	0,45	1,75	1,838	0,0689	0,0724
M 2,3	x	0,40	1,85	1,938	0,0728	0,0763
M 2,5	x	0,45	2,05	2,138	0,0807	0,0842
M 2,6	x	0,45	2,15	2,238	0,0846	0,0881
M 3	x	0,50	2,50	2,599	0,0984	0,1023
M 3,5	x	0,60	2,90	3,010	0,1142	0,1185
M 4	x	0,70	3,30	3,422	0,1299	0,1347
M 4,5	x	0,75	3,70	3,878	0,1457	0,1527
M 5	x	0,80	4,20	4,334	0,1654	0,1706
M 6	x	1,00	5,00	5,153	0,1969	0,2029
M 7	x	1,00	6,00	6,153	0,2362	0,2422
M 8	x	1,25	6,80	6,912	0,2677	0,2721
M 9	x	1,25	7,80	7,912	0,3071	0,3115
M 10	x	1,50	8,50	8,676	0,3346	0,3416
M 11	x	1,50	9,50	9,676	0,3740	0,3809
M 12	x	1,75	10,20	10,441	0,4016	0,4111
M 14	x	2,00	12,00	12,210	0,4724	0,4807
M 16	x	2,00	14,00	14,210	0,5512	0,5594
M 18	x	2,50	15,50	15,744	0,6102	0,6198
M 20	x	2,50	17,50	17,744	0,6890	0,6986
M 22	x	2,50	19,50	19,744	0,7677	0,7773
M 24	x	3,00	21,00	21,252	0,8268	0,8367
M 27	x	3,00	24,00	24,252	0,9449	0,9548
M 30	x	3,50	26,50	26,771	1,0433	1,0540
M 33	x	3,50	29,50	29,771	1,1614	1,1721
M 36	x	4,00	32,00	32,270	1,2598	1,2705
M 39	x	4,00	35,00	35,270	1,3780	1,3886
M 42	x	4,50	37,50	37,799	1,4764	1,4881
M 45	x	4,50	40,50	40,799	1,5945	1,6063
M 48	x	5,00	43,00	43,297	1,6929	1,7046
M 52	x	5,00	47,00	47,297	1,8504	1,8621
M 56	x	5,50	50,50	50,796	1,9882	1,9998
M 64	x	6,00	58,00	58,305	2,2835	2,2955

ISO 13399 Q1

Recomendaciones de tamaño de agujero

Machos de roscar

MF

DIN 13		Métrico		Pulgadas	
TDZ	TP	PHD	PHDX 6H	PHD	PHDX 6H
M 2,5	x 0,35	2,15	2,221	0,0846	0,0874
M 3,0	x 0,35	2,65	2,721	0,1043	0,1071
M 3,5	x 0,35	3,15	3,221	0,1240	0,1268
M 4,0	x 0,50	3,50	3,599	0,1378	0,1417
M 4,5	x 0,50	4,00	4,099	0,1575	0,1614
M 5,0	x 0,50	4,50	4,599	0,1772	0,1811
M 5,5	x 0,50	5,00	5,099	0,1969	0,2007
M 6,0	x 0,75	5,25	5,378	0,2047	0,2117
M 7,0	x 0,75	6,25	6,378	0,2441	0,2511
M 8,0	x 0,50	7,50	7,599	0,2953	0,2992
M 8,0	x 0,75	7,25	7,378	0,2835	0,2905
M 8,0	x 1,00	7,00	7,153	0,2756	0,2816
M 9,0	x 0,75	8,25	8,378	0,3228	0,3298
M 9,0	x 1,00	8,00	8,153	0,3150	0,3210
M 10	x 0,75	9,25	9,378	0,3622	0,3692
M 10	x 1,00	9,00	9,153	0,3543	0,3604
M 10	x 1,25	8,80	8,912	0,3465	0,3509
M 11	x 0,75	10,25	10,378	0,4016	0,4086
M 11	x 1,00	10,00	10,153	0,3937	0,3997
M 12	x 1,00	11,00	11,153	0,4331	0,4391
M 12	x 1,25	10,75	10,912	0,4252	0,4296
M 12	x 1,50	10,50	10,676	0,4134	0,4203
M 14	x 1,00	13,00	13,153	0,5118	0,5178
M 14	x 1,25	12,75	12,912	0,5039	0,5083
M 14	x 1,50	12,50	12,676	0,4921	0,4991
M 15	x 1,00	14,00	14,153	0,5512	0,5572
M 15	x 1,50	13,50	13,676	0,5315	0,5384
M 16	x 1,00	15,00	15,153	0,5906	0,5966
M 16	x 1,25	14,80	14,912	0,5827	0,5871
M 16	x 1,50	14,50	14,676	0,5709	0,5778
M 17	x 1,00	16,00	16,153	0,6299	0,6359
M 17	x 1,50	15,50	15,676	0,6102	0,6172
M 18	x 1,00	17,00	17,153	0,6693	0,6753
M 18	x 1,50	16,50	16,676	0,6496	0,6565
M 20	x 1,00	19,00	19,153	0,7480	0,7541
M 20	x 1,50	18,50	18,676	0,7283	0,7353
M 20	x 2,00	18,00	18,210	0,7087	0,7169
M 22	x 1,00	21,00	21,153	0,8268	0,8328
M 22	x 1,50	20,50	20,676	0,8071	0,8140
M 22	x 2,00	20,00	20,210	0,7874	0,7957
M 24	x 1,00	23,00	23,153	0,9055	0,9115
M 24	x 1,50	22,50	22,676	0,8858	0,8928
M 24	x 2,00	22,00	22,210	0,8661	0,8744
M 25	x 1,00	24,00	24,153	0,9449	0,9509
M 25	x 1,50	23,50	23,676	0,9252	0,9321
M 25	x 2,00	23,00	23,210	0,9055	0,9138
M 27	x 1,00	26,00	26,153	1,0236	1,0296
M 27	x 1,50	25,50	25,676	1,0039	1,0109
M 27	x 2,00	25,00	25,210	0,9843	0,9925
M 28	x 1,00	27,00	27,153	1,0630	1,0690
M 28	x 1,50	26,50	26,676	1,0433	1,0502
M 28	x 2,00	26,00	26,210	1,0236	1,0319
M 30	x 1,00	29,00	29,153	1,1417	1,1478
M 30	x 1,50	28,50	28,676	1,1220	1,1290
M 30	x 2,00	28,00	28,210	1,1024	1,1106
M 30	x 3,00	27,00	27,252	1,0630	1,0729
M 32	x 1,50	30,50	30,676	1,2008	1,2077
M 32	x 2,00	30,00	30,210	1,1811	1,1894
M 33	x 1,50	31,50	31,676	1,2402	1,2471
M 33	x 2,00	31,00	31,210	1,2205	1,2287
M 33	x 3,00	30,00	30,252	1,1811	1,1910
M 35	x 1,50	33,50	33,676	1,3189	1,3258
M 36	x 1,50	34,50	34,676	1,3583	1,3652

ISO 13399

Q1

Recomendaciones de tamaño de agujero

Machos de roscar

UNC

ASME B1.1			Métrico			Pulgadas		
TDZ		TPI	PHD	PHDX 2B	PHDX 3B	PHD	PHDX 2B	PHDX 3B
Nr. 1	-	64	1,55	1,582	1,582	0,0610	0,0623	0,0623
Nr. 2	-	56	1,85	1,872	1,872	0,0728	0,0737	0,0737
Nr. 3	-	48	2,10	2,146	2,146	0,0827	0,0845	0,0845
Nr. 4	-	40	2,35	2,385	2,385	0,0925	0,0939	0,0939
Nr. 5	-	40	2,65	2,697	2,697	0,1043	0,1062	0,1062
Nr. 6	-	32	2,85	2,896	2,896	0,1122	0,1140	0,1140
Nr. 8	-	32	3,50	3,531	3,528	0,1378	0,1390	0,1389
Nr. 10	-	24	3,90	3,962	3,950	0,1535	0,1560	0,1555
Nr. 12	-	24	4,50	4,597	4,590	0,1772	0,1810	0,1807
1/4	-	20	5,10	5,268	5,250	0,2008	0,2074	0,2067
5/16	-	18	6,60	6,734	6,680	0,2598	0,2651	0,2630
3/8	-	16	8,00	8,164	8,082	0,3150	0,3214	0,3182
7/16	-	14	9,40	9,550	9,441	0,3701	0,3760	0,3717
1/2	-	13	10,80	11,013	10,881	0,4252	0,4336	0,4284
9/16	-	12	12,20	12,456	12,301	0,4803	0,4904	0,4843
5/8	-	11	13,50	13,868	13,693	0,5315	0,5460	0,5391
3/4	-	10	16,50	16,833	16,324	0,6496	0,6627	0,6427
7/8	-	9	19,50	19,748	19,520	0,7677	0,7775	0,7685
1	-	8	22,25	22,598	22,344	0,8760	0,8897	0,8797
1 1/8	-	7	25,00	25,349	25,082	0,9843	0,9980	0,9875
1 1/4	-	7	28,00	28,524	28,258	1,1024	1,1230	1,1125
1 3/8	-	6	30,75	31,120	30,851	1,2106	1,2252	1,2146
1 1/2	-	6	34,00	34,295	34,026	1,3386	1,3502	1,3396
1 3/4	-	5	39,50	39,814	39,560	1,5551	1,5675	1,5575
2	-	4,5	45,00	45,598	45,367	1,7717	1,7952	1,7861

UNF

ASME B1.1			Métrico			Pulgadas		
TDZ		TPI	PHD	PHDX 2B	PHDX 3B	PHD	PHDX 2B	PHDX 3B
Nr.1	-	72	1,55	1,613	1,613	0,0610	0,0635	0,0635
Nr.2	-	64	1,85	1,913	1,913	0,0728	0,0753	0,0753
Nr.3	-	56	2,15	2,197	2,197	0,0846	0,0865	0,0865
Nr.4	-	48	2,40	2,459	2,459	0,0945	0,0968	0,0968
Nr.5	-	44	2,70	2,741	2,741	0,1063	0,1079	0,1079
Nr.6	-	40	2,95	3,023	3,012	0,1161	0,1190	0,1186
Nr.8	-	36	3,50	3,607	3,597	0,1378	0,1420	0,1416
Nr. 10	-	32	4,10	4,166	4,168	0,1614	0,1640	0,1641
Nr. 12	-	28	4,60	4,724	4,717	0,1811	0,1860	0,1857
1/4	-	28	5,50	5,580	5,563	0,2165	0,2197	0,2190
5/16	-	24	6,90	7,038	6,995	0,2717	0,2771	0,2754
3/8	-	24	8,50	8,626	8,565	0,3346	0,3396	0,3372
7/16	-	20	9,90	10,030	9,947	0,3898	0,3949	0,3916
1/2	-	20	11,50	11,618	11,524	0,4528	0,4574	0,4537
9/16	-	18	12,90	13,084	12,969	0,5079	0,5151	0,5106
5/8	-	18	14,50	14,671	14,554	0,5709	0,5776	0,5730
3/4	-	16	17,50	17,689	17,546	0,6890	0,6964	0,6908
7/8	-	14	20,40	20,663	20,493	0,8031	0,8135	0,8068
1	-	12	23,25	23,569	23,363	0,9154	0,9279	0,9198
1 1/8	-	12	26,50	26,744	26,538	1,0433	1,0529	1,0448
1 1/4	-	12	29,50	29,919	29,713	1,1614	1,1779	1,1698
1 3/8	-	12	32,75	33,094	32,888	1,2894	1,3029	1,2948
1 1/2	-	12	36,00	36,269	36,063	1,4173	1,4279	1,4198

ISO 13399 Q1

Recomendaciones de tamaño de agujero

Machos de roscar

G

DIN-ISO 228			Métrico		Pulgadas	
TDZ		TPI	PHD	PHDX	PHD	PHDX
G 1/16	-	28	6,80	6,843	0,2677	0,2694
G 1/8	-	28	8,80	8,848	0,3465	0,3483
G 1/4	-	19	11,80	11,890	0,4646	0,4681
G 3/8	-	19	15,25	15,395	0,6004	0,6061
G 1/2	-	14	19,00	19,173	0,7480	0,7548
G 5/8	-	14	21,00	21,129	0,8268	0,8319
G 3/4	-	14	24,50	24,659	0,9646	0,9708
G 7/8	-	14	28,25	28,419	1,1122	1,1189
G 1	-	11	30,75	30,932	1,2106	1,2178
G 11/8	-	11	35,50	35,580	1,3976	1,4008
G 11/4	-	11	39,50	39,593	1,5551	1,5588
G 11/2	-	11	45,25	45,486	1,7815	1,7908

NPT

ASME B1.20.1 Cono 1.16			Métrico				Pulgadas			
TDZ		TPI	PHD	PHD1	PHD2	DEPTH	PHD	PHD1	PHD2	DEPTH
1/16	-	27	6,15	5,95	6,39	10,7	0,2421	0,2343	0,2516	0,4213
1/8	-	27	8,40	8,31	8,74	10,8	0,3307	0,3272	0,3441	0,4252
1/4	-	18	11,10	10,73	11,36	15,6	0,4370	0,4224	0,4472	0,6142
3/8	-	18	14,30	14,15	14,80	16,0	0,5630	0,5571	0,5827	0,6299
1/2	-	14	17,90	17,47	18,32	20,8	0,7047	0,6878	0,7213	0,8189
3/4	-	14	23,30	22,79	23,67	21,3	0,9173	0,8972	0,9319	0,8386
1	-	11,5	29,00	2846	29,69	25,6	1,1417	112,0472	1,1689	1,0079

NPTF

ASME B1.20.3 Cono 1:16			Métrico				Pulgadas			
TDZ		TPI	PHD	PHD1	PHD2	DEPTH	PHD	PHD1	PHD2	DEPTH
1/16	-	27	6,10	5,97	6,41	10,30	0,2402	0,2350	0,2524	0,4055
1/8	-	27	8,40	8,33	8,77	10,30	0,3307	0,3280	0,3453	0,4055
1/4	-	18	11,00	10,77	11,40	15,00	0,4331	0,4240	0,4488	0,5906
3/8	-	18	14,50	14,19	14,84	15,30	0,5709	0,5587	0,5843	0,6024
1/2	-	14	17,00	17,48	18,33	19,00	0,6693	0,6882	0,7217	0,7480
3/4	-	14	23,00	22,84	23,72	9,00	0,9055	0,8992	0,9339	0,3543
1	-	11,5	29,00	28,68	29,76	20,40	1,1417	1,1291	1,1717	0,8031

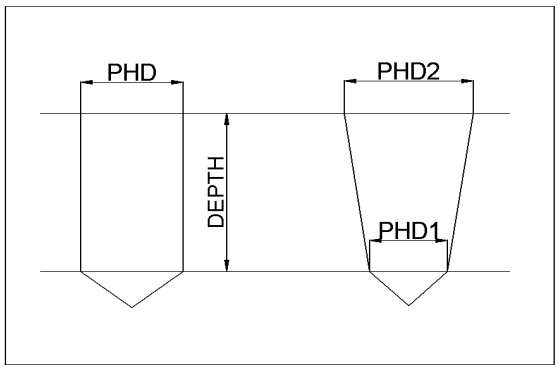

Q1

Recomendaciones de tamaño de agujero

Machos de laminar

M

DIN 13			Métrico	Pulgadas
TDZ		TP	PHD	PHD
M 1	x	0,25	0,90	0,0354
M 1.2	x	0,25	1,10	0,0433
M 1.4	x	0,30	1,26	0,0496
M 1.6	x	0,35	1,45	0,0571
M 1.7	x	0,35	1,55	0,0610
M 1.8	x	0,35	1,65	0,0650
M 2	x	0,40	1,82	0,0728
M 2,2	x	0,45	2,00	0,0787
M 2,5	x	0,45	2,30	0,0906
M 3	x	0,50	2,80	0,1102
M 3,5	x	0,60	3,25	0,1280
M 4	x	0,70	3,70	0,1457
M 5	x	0,80	4,65	0,1831
M 6	x	1,00	5,55	0,2185
M 7	x	1,00	6,55	0,2579
M 8	x	1,25	7,40	0,2913
M 9	x	1,25	8,40	0,3307
M 10	x	1,50	9,30	0,3661
M 11	x	1,50	10,30	0,4055
M 12	x	1,75	11,20	0,4409
M 14	x	2,00	13,10	0,5157
M 16	x	2,00	15,10	0,5945
M 18	x	2,50	16,90	0,6654
M 20	x	2,50	18,90	0,7441
M 22	x	2,50	20,90	0,8228
M 24	x	3,00	22,70	0,8937

MF

DIN 13			Métrico	Pulgadas
TDZ		TP	PHD	PHD
M 2,5	x	0,35	2,35	0,0925
M 3	x	0,35	2,85	0,1122
M 4	x	0,35	3,85	0,1516
M 4	x	0,50	3,80	0,1496
M 5	x	0,50	4,80	0,1890
M 5,5	x	0,50	5,30	0,2087
M 6	x	0,75	5,65	0,2224
M 7	x	0,75	6,65	0,2618
M 8	x	0,75	7,65	0,3012
M 8	x	1,00	7,55	0,2972
M 9	x	0,75	8,65	0,3406
M 9	x	1,00	8,55	0,3366
M 10	x	0,75	9,65	0,3799
M 10	x	1,00	9,55	0,3760
M 10	x	1,25	9,40	0,3701
M 11	x	0,75	10,65	0,4193
M 11	x	1,00	10,55	0,4154
M 12	x	1,00	11,55	0,4547
M 12	x	1,25	11,40	0,4488
M 12	x	1,50	11,30	0,4449
M 14	x	1,00	13,55	0,5335
M 14	x	1,25	13,40	0,5276
M 14	x	1,25	13,30	0,5236
M 15	x	1,00	14,55	0,5728
M 15	x	1,50	14,30	0,5630
M 16	x	1,00	15,55	0,6122
M 16	x	1,50	15,30	0,6024
M 17	x	1,00	16,55	0,6516
M 17	x	1,50	16,30	0,6417
M 18	x	1,00	17,55	0,6909
M 18	x	1,50	17,30	0,6811
M 18	x	2,00	17,10	0,6732
M 20	x	1,00	19,55	0,7697
M 20	x	1,50	19,30	0,7598
M 24	x	1,00	23,55	0,9272
M 24	x	1,50	23,30	0,9173
M 24	x	2,00	23,10	0,9094

ISO 13399 Q1

Recomendaciones de tamaño de agujero

Machos de laminar

EG M

DIN 8140			Métrico
TDZ		TP	PHD
EG M 3	-	0,50	3,40
EG M 4	-	0,70	4,60
EG M 5	-	0,80	5,65
EG M 6	-	1,00	6,85
EG M 8	-	1,25	9,05
EG M 10	-	1,50	11,30
EG M 12	-	1,75	13,50

UNC

ASME B1.1			Métrico	Pulgadas
TDZ		TPI	PHD	PHD
Nr. 1	-	64	1,68	0,0661
Nr. 2	-	56	1,98	0,0780
Nr. 3	-	48	2,28	0,0898
Nr. 4	-	40	2,55	0,1004
Nr, 5	-	40	2,90	0,1142
Nr. 6	-	32	3,15	0,1240
Nr, 8	-	32	3,80	0,1496
Nr,10	-	24	4,35	0,1713
Nr.12	-	24	5,00	0,1969
1/4	-	20	5,75	0,2264
5/16	-	18	7,30	0,2874
3/8	-	16	8,80	0,3465
7/16	-	14	10,30	0,4055
1/2	-	13	11,80	0,4646
9/16	-	12	13,30	0,5236
5/8	-	11	14,80	0,5827
3/4	-	10	17,90	0,7047
7/8	-	9	21,00	0,8268
1	-	8	24,00	0,9449

UNF

UNF: ASME B1.1			Métrico	Pulgadas
TDZ		TPI	PHD	PHD
Nr. 1	-	72	1,70	0,0669
Nr. 2	-	64	2,00	0,0787
Nr. 3	-	56	2,30	0,0906
Nr. 4	-	48	2,60	0,1024
Nr. 5	-	44	2,90	0,1142
Nr. 6	-	40	3,20	0,1260
Nr. 8	-	36	3,85	0,1516
Nr.10	-	32	4,45	0,1752
Nr.12	-	28	5,10	0,2008
1/4	-	28	5,95	0,2343
/16	-	24	7,45	0,2933
3/8	-	24	9,05	0,3563
7/16	-	20	10,55	0,4154
1/2	-	20	12,10	0,4764
9/16	-	18	13,65	0,5374
5/8	-	18	15,25	0,6004
3/4	-	16	18,35	0,7224
7/8	-	14	21,40	0,8425
1	-	12	24,45	0,9626

ISO 13399

Q1

SANDVIK Coromant

CoroTap - herramientas optimizadas para materiales específicos

CoroTap™ 100

Valores métricos

				E053 E054 E059			E416		E446 E447 ES03K ES13K		E462 E463 ES09K			E821 E825 E830 E831 E835 E836 E839		E822 E823 E827 E832 E833 E837 E838			T101			T120		
			ULDR(xTD)	1.5	2		1.5	2	1.5	2	1.5	2	2.5	1.5	2	1.5	2	2.5	1.5	2	2.5	1.5	2	2.5
ISO	**Núm. MC**	**N/mm²**	**HB**	*v*c m/min			*v*c m/min		*v*c m/min		*v*c m/min			*v*c m/min		*v*c m/min			v_c m/min			v_c m/min		
K	K1.1.C.NS	674	200	31	25		18	15	31	25	31	25	21	31	25	31	25	21	46	38	33	46	38	33
	K2.1.C.UT	602	180	27	22		18	15	27	22	27	22	19	27	22	27	22	19	73	60	51	73	60	51
	K2.2.C.UT	825	245	22	18		10	8	22	18	22	18	15	22	18	22	18	15	31	25	21	31	25	21
	K2.3.C.UT	591	175	31	25		18	15	31	25	31	25	21	31	25	31	25	21	46	38	33	46	38	33
	K3.1.C.UT	518	155	31	25		18	15	31	25	31	25	21	31	25	31	25	21	46	38	33	46	38	33
	K3.2.C.UT	727	215	31	25		18	15	31	25	31	25	21	31	25	31	25	21	46	38	33	46	38	33
	K3.3.C.UT	885	265	31	25		18	15	31	25	31	25	21	31	25	31	25	21	46	38	33	46	38	33
	K3.5.C.UT	639	190	31	25		18	15	31	25	31	25	21	31	25	31	25	21	46	38	33	46	38	33
	K5.1.C.NS	1013	300	22	18		10	8	22	18	22	18	15	22	18	22	18	15	40	33	28	40	33	28

				E352			E353		
			ULDR(xTD)	1.5	2	2.5	1.5	2	2.5
ISO	**Núm. MC**	**N/mm²**	**HB**	*v*c m/min			*v*c m/min		
N	N1.2.Z.UT	-	60	43	35	30	43	35	30
	N1.2.Z.AG	-	100	43	35	30	43	35	30
	N1.3.C.UT	-	75	43	35	30	43	35	30
	N1.3.C.AG	-	90	24	20	17	24	20	17
	N1.4.C.NS	-	130	18	15	13	18	15	13

				T100		T110	
			ULDR(xTD)	1.5	2	1.5	2
ISO	**Núm. MC**	**N/mm²**	**HRC**	v_c m/min		v_c m/min	
H	H1.1.Z.HA	-	50	7	6	-	-
	H1.2.Z.HA	-	55	7	6	-	-
	H1.3.Z.HA	-	60	-	-	5	4
	H1.4.Z.HA	-	65	-	-	5	4

CoroTap - herramientas optimizadas para materiales específicos

CoroTap™ 100

Valores en pulgadas

				E053 E054 E059		E416		E446 E447 ES03K ES13K		E462 E463 ES09K			E821 E825 E830 E831 E835 E836 E839		E822 E823 E827 E832 E833 E837 E838			T101			T120		
			ULDR(xTD)	1.5	2	1.5	2	1.5	2	1.5	2	2.5	1.5	2	1.5	2	2.5	1.5	2	2.5	1.5	2	2.5
ISO	**Núm. MC**	**N/mm²**	**HB**	v_c pies/min														v_c ft/min			v_c ft/min		
K	K1.1.C.NS	674	200	100	82	60	49	100	82	100	82	70	100	82	100	82	70	152	125	107	152	125	107
	K2.1.C.UT	602	180	88	72	60	49	88	72	88	72	62	88	72	88	72	62	241	197	168	241	197	168
	K2.2.C.UT	825	245	72	59	32	26	72	59	72	59	51	72	59	72	59	51	100	82	70	100	82	70
	K2.3.C.UT	591	175	100	82	60	49	100	82	100	82	70	100	82	100	82	70	152	125	107	152	125	107
	K3.1.C.UT	518	155	100	82	60	49	100	82	100	82	70	100	82	100	82	70	152	125	107	152	125	107
	K3.2.C.UT	727	215	100	82	60	49	100	82	100	82	70	100	82	100	82	70	152	125	107	152	125	107
	K3.3.C.UT	885	265	100	82	60	49	100	82	100	82	70	100	82	100	82	70	152	125	107	152	125	107
	K3.5.C.UT	639	190	100	82	60	49	100	82	100	82	70	100	82	100	82	70	152	125	107	152	125	107
	K5.1.C.NS	1013	300	72	59	32	26	72	59	72	59	51	72	59	72	59	51	132	108	93	132	108	93

				E352			E353		
			ULDR(xTD)	1.5	2	2.5	1.5	2	2.5
ISO	**Núm. MC**	**N/mm²**	**HB**	v_c pies/min			v_c pies/min		
N	N1.2.Z.UT	-	60	140	115	98	140	115	98
	N1.2.Z.AG	-	100	140	115	98	140	115	98
	N1.3.C.UT	-	75	140	115	98	140	115	98
	N1.3.C.AG	-	90	80	66	56	80	66	56
	N1.4.C.NS	-	130	60	49	42	60	49	42

				T100		T110	
			ULDR(xTD)	1.5	2	1.5	2
ISO	**Núm. MC**	**N/mm²**	**HRC**	v_c pies/min		v_c pies/min	
H	H1.1.Z.HA	-	50	24	20	-	-
	H1.2.Z.HA	-	55	24	20	-	-
	H1.3.Z.HA	-	60	-	-	16	13
	H1.4.Z.HA	-	65	-	-	16	13

CoroTap - herramientas optimizadas para materiales específicos

CoroTap™ 200

Valores métricos

				E049 E057			E324 E326			E854 E855			E874 E875			EP03P EP03PA EP13P EP13PA EP23PA EP33PA			EP09P EP29PA EP39PA		
			ULDR(xTD)	1.5	2	2.5	1.5	2	2.5	1.5	2	2.5	1.5	2	2.5	1.5	2	2.5	1.5	2	2.5
ISO	**Núm. MC**	**N/mm²**	**HB**	*v*c m/min			*v*c m/min			*v*c m/min			*v*c m/min			v_c m/min			v_c m/min		
P	P1.1.Z.HT	639	190	49	40	34	-	-	-	-	-	-	-	-	-	55	45	38	55	45	38
	P1.2.Z.AN	639	190	39	32	27	-	-	-	-	-	-	-	-	-	55	45	38	55	45	38
	P1.2.Z.HT	708	210	37	30	26	-	-	-	-	-	-	-	-	-	43	35	30	55	45	38
	P1.3.Z.AN	639	190	39	32	27	-	-	-	-	-	-	-	-	-	55	45	38	55	45	38
	P1.3.Z.HT	1013	300	21	17	15	21	17	15	21	17	15	21	17	15	31	25	21	43	35	30
	P1.5.C.UT	503	150	39	32	27	-	-	-	-	-	-	-	-	-	55	45	38	55	45	38
	P2.1.Z.AN	591	175	39	32	27	-	-	-	-	-	-	-	-	-	55	45	38	55	45	38
	P2.2.Z.AN	811	240	37	30	26	-	-	-	-	-	-	-	-	-	43	35	30	55	45	38
	P2.3.Z.AN	867	260	21	17	15	21	17	15	21	17	15	21	17	15	31	25	21	43	35	30
	P2.5.Z.HT.1	961	285	21	17	15	21	17	15	21	17	15	21	17	15	31	25	21	43	35	30
	P2.6.C.UT	674	200	37	30	26	-	-	-	-	-	-	-	-	-	43	35	30	55	45	38
	P3.0.Z.AN	674	200	37	30	26	-	-	-	-	-	-	-	-	-	43	35	30	55	45	38
	P3.0.Z.HT.1	1282	380	13	11	9	13	11	9	13	11	9	13	11	9	-	-	-	-	-	-
	P3.1.Z.AN	839	250	37	30	26	-	-	-	-	-	-	-	-	-	43	35	30	55	45	38
	P5.0.Z.HT.1	1114	330	37	30	26	-	-	-	-	-	-	-	-	-	43	35	30	55	45	38

				E045 E055 E060			E046			E344 E345 E364			E454 E455			E852 E872 E873		
			ULDR(xTD)	1.5	2	2.5	1.5	2	2.5	1.5	2	2.5	1.5	2	2.5	1.5	2	2.5
ISO	**Núm. MC**	**N/mm²**	**HB**	*v*c m/min			*v*c m/min			*v*c m/min			*v*c m/min			*v*c m/min		
M	M1.0.Z.AQ	674	200	9	7	6	12	10	9	9	7	6	12	10	9	12	10	9
	M1.0.Z.PH	1013	300	6	5	4	7	6	5	-	-	-	7	6	5	7	6	5
	M2.0.Z.AQ	674	200	9	7	6	12	10	9	9	7	6	12	10	9	12	10	9
	M3.1.Z.AQ	778	230	6	5	4	7	6	5	6	5	4	7	6	5	7	6	5
	M3.2.Z.AQ	867	260	6	5	4	7	6	5	6	5	4	7	6	5	7	6	5
	M1.0.C.UT	674	200	9	7	6	12	10	9	9	7	6	12	10	9	12	10	9
	M2.0.C.AQ	674	200	9	7	6	12	10	9	9	7	6	12	10	9	12	10	9
	M3.1.C.AQ	778	230	6	5	4	7	6	5	6	5	4	7	6	5	7	6	5
	M3.2.C.AQ	867	260	6	5	4	7	6	5	6	5	4	7	6	5	7	6	5
	P1.3.Z.HT	1013	300	12	10	9	21	17	15	12	10	9	21	17	15	21	17	15
	P2.3.Z.AN	867	260	12	10	9	21	17	15	12	10	9	21	17	15	21	17	15
	P2.5.Z.HT.1	1114	285	12	10	9	21	17	15	12	10	9	21	17	15	21	17	15
	P3.0.Z.HT.1	1282	380	6	5	4	13	11	9	6	5	4	13	11	9	13	11	9
	P5.0.Z.PH	1112	330	6	5	4	7	6	5	6	5	4	7	6	5	7	6	5

				E358 E359			E448 E449			E856 E876 E877		
			ULDR(xTD)	1.5	2	2.5	1.5	2	2.5	1.5	2	2.5
ISO	**Núm. MC**	**N/mm²**	**HB**	*v*c m/min			*v*c m/min			*v*c m/min		
N	N1.2.Z.UT	-	60	43	35	30	55	45	38	43	35	30
	N1.2.Z.AG	-	100	43	35	30	55	45	38	43	35	30
	N1.3.C.UT	-	75	43	35	30	55	45	38	43	35	30
	N1.3.C.AG	-	90	24	20	17	37	30	26	24	20	17
	N1.4.C.NS	-	130	18	15	13	24	20	17	18	15	13
	N3.3.U.UT	-	110	37	30	26	55	45	38	37	30	26
	N3.1.U.UT	-	100	15	12	10	22	18	15	15	12	10

CoroTap - herramientas optimizadas para materiales específicos

CoroTap™ 200

Valores métricos

			T200-SD	
		ULDR	1.5	2
ISO	**MC-Code**	**HB**	Vc (m/min)	
S	S1.0.U.AN	200	7	6
	S1.0.U.AG	280	5	4
	S2.0.Z.AN	250	7	6
	S2.0.Z.AG	350	2	2
	S2.0.Z.UT	275	5	4
	S2.0.C.NS	320	5	4
	S3.0.Z.AN	200	5	4
	S3.0.Z.AG	300	2	2
	S3.0.C.NS	320	2	2
	S4.1.Z.UT	200	7	6
	S4.2.Z.AN	320	7	6
	S4.3.Z.AN	330	5	4
	S4.3.Z.AG	375	5	4
	S4.4.Z.AN	330	5	4
	S4.4.Z.AG	410	5	4

CoroTap - herramientas optimizadas para materiales específicos

CoroTap™ 200

Valores en pulgadas

				E049 E057			E324 E326			E854 E855			E874 E875			EP03P EP03PA EP13P EP13PA EP23PA EP33PA			EP09P EP29PA EP39PA		
			ULDR(xTD)	1.5	2	2.5	1.5	2	2.5	1.5	2	2.5	1.5	2	2.5	1.5	2	2.5	1.5	2	2.5
ISO	**Núm. MC**	**N/mm²**	**HB**	v_c pies/min			v_c pies/min			v_c pies/min			v_c pies/min			vc ft/min			vc ft/min		
P	P1.1.Z.HT	639	190	161	131	112	-	-	-	-	-	-	-	-	-	181	148	126	181	148	126
	P1.2.Z.AN	639	190	128	105	90	-	-	-	-	-	-	-	-	-	181	148	126	181	148	126
	P1.2.Z.HT	708	210	120	98	84	-	-	-	-	-	-	-	-	-	140	115	98	181	148	126
	P1.3.Z.AN	639	190	128	105	90	-	-	-	-	-	-	-	-	-	181	148	126	181	148	126
	P1.3.Z.HT	1013	300	68	56	48	68	56	48	68	56	48	68	56	48	100	82	70	140	115	98
	P1.5.C.UT	503	150	128	105	90	-	-	-	-	-	-	-	-	-	181	148	126	181	148	126
	P2.1.Z.AN	591	175	128	105	90	-	-	-	-	-	-	-	-	-	181	148	126	181	148	126
	P2.2.Z.AN	811	240	120	98	84	-	-	-	-	-	-	-	-	-	140	115	98	181	148	126
	P2.3.Z.AN	867	260	68	56	48	68	56	48	68	56	48	68	56	48	100	82	70	140	115	98
	P2.5.Z.HT.1	961	285	68	56	48	68	56	48	68	56	48	68	56	48	100	82	70	140	115	98
	P2.6.C.UT	674	200	120	98	84	-	-	-	-	-	-	-	-	-	140	115	98	181	148	126
	P3.0.Z.AN	674	200	120	98	84	-	-	-	-	-	-	-	-	-	140	115	98	181	148	126
	P3.0.Z.HT.1	1282	380	44	36	31	44	36	31	44	36	31	44	36	31	-	-	-	-	-	-
	P3.1.Z.AN	839	250	120	98	84	-	-	-	-	-	-	-	-	-	140	115	98	181	148	126
	P5.0.Z.HT.1	1114	330	120	98	84	-	-	-	-	-	-	-	-	-	140	115	98	181	148	126

				E045 E055 E060			E046			E344 E345 E346			E454 E455			E852 E872 E873		
			ULDR(xTD)	1.5	2	2.5	1.5	2	2.5	1.5	2	2.5	1.5	2	2.5	1.5	2	2.5
ISO	**Núm. MC**	**N/mm²**	**HB**	v_c pies/min			v_c pies/min			v_c pies/min			v_c pies/min			v_c pies/min		
M	M1.0.Z.AQ	674	200	28	23	20	40	33	28	28	23	20	40	33	28	40	33	28
	M1.0.Z.PH	1013	300	20	16	14	24	20	17	-	-	-	24	20	17	24	20	17
	M1.0.C.UT	674	200	28	23	20	40	33	28	28	23	20	40	33	28	40	33	28
	M2.0.Z.AQ	778	200	28	23	20	40	33	28	28	23	20	40	33	28	40	33	28
	M2.0.C.AQ	867	200	28	23	20	40	33	28	28	23	20	40	33	28	40	33	28
	M3.1.Z.AQ	674	200	20	16	14	24	20	17	20	16	14	24	20	17	24	20	17
	M3.2.Z.AQ	674	200	20	16	14	24	20	17	20	16	14	24	20	17	24	20	17
	M3.1.C.AQ	778	230	20	16	14	24	20	17	20	16	14	24	20	17	24	20	17
	M3.2.C.AQ	867	260	20	16	14	24	20	17	20	16	14	24	20	17	24	20	17
	P1.3.Z.HT	1013	300	40	33	28	68	56	48	40	33	28	68	56	48	68	56	48
	P2.3.Z.AN	867	260	40	33	28	68	56	48	40	33	28	68	56	48	68	56	48
	P2.5.Z.HT.1	1114	285	40	33	28	68	56	48	40	33	28	68	56	48	68	56	48
	P3.0.Z.HT.1	1282	380	20	16	14	44	36	31	20	16	14	44	36	31	44	36	31
	P5.0.Z.PH	1112	330	20	16	14	24	20	17	20	16	14	24	20	17	24	20	17

				E358 E359			E448 E449			E856 E876 E877		
			ULDR(xTD)	1.5	2	2.5	1.5	2	2.5	1.5	2	2.5
ISO	**Núm. MC**	**N/mm²**	HB	v_c pies/min			v_c pies/min			v_c pies/min		
N	N1.2.Z.UT	-	60	140	115	98	181	148	126	140	115	98
	N1.2.Z.AG	-	100	140	115	98	181	148	126	140	115	98
	N1.3.C.UT	-	75	140	115	98	181	148	126	140	115	98
	N1.3.C.AG	-	90	80	66	56	120	98	84	80	66	56
	N1.4.C.NS	-	130	60	49	42	80	66	56	60	49	42
	N3.3.U.UT	-	110	120	98	84	181	148	126	120	98	84
	N3.1.U.UT	-	100	48	39	34	72	59	51	48	39	34

CoroTap - herramientas optimizadas para materiales específicos

CoroTap™ 200

Valores en pulgadas

			T200-SD	
		ULDR	1.5	2
ISO	**MC-Code**	**HB**	Vc (pies/min)	
S	S1.0.U.AN	200	24	20
	S1.0.U.AG	280	16	13
	S2.0.Z.AN	250	24	20
	S2.0.Z.AG	350	8	7
	S2.0.Z.UT	275	16	13
	S2.0.C.NS	320	16	13
	S3.0.Z.AN	200	16	13
	S3.0.Z.AG	300	8	7
	S3.0.C.NS	320	8	7
	S4.1.Z.UT	200	24	20
	S4.2.Z.AN	320	24	20
	S4.3.Z.AN	330	16	13
	S4.3.Z.AG	375	16	13
	S4.4.Z.AN	330	16	13
	S4.4.Z.AG	410	16	13

CoroTap - herramientas optimizadas para materiales específicos

CoroTap™ 300

Valores métricos

				E050 E051 E058			E314 E316			E864 E865 E884 E885			EX03P EX03PA EX13P EX13PA EX23PA EX33PA			EX09P EX29PA EX39PA		
			ULDR(xTD)	1.5	2	2.5	1.5	2	2.5	1.5	2	2.5	1.5	2	2.5	1.5	2	2.5
ISO	**Núm. MC**	**N/mm²**	**HB**	*vc* m/min			v_c m/min			v_c m/min			vc m/min			vc m/min		
P	P1.1.Z.HT	639	190	49	40	34	-	-	-	-	-	-	49	40	34	55	45	38
	P1.2.Z.AN	639	190	39	32	27	-	-	-	-	-	-	49	40	34	55	45	38
	P1.2.Z.HT	708	210	37	30	26	-	-	-	-	-	-	37	30	26	49	40	34
	P1.3.Z.AN	639	190	39	32	27	-	-	-	-	-	-	49	40	34	55	45	38
	P1.3.Z.HT	1013	300	21	17	15	21	17	15	21	17	15	24	20	17	37	30	26
	P1.5.C.UT	503	150	39	32	27	-	-	-	-	-	-	49	40	34	55	45	38
	P2.1.Z.AN	591	175	39	32	27	-	-	-	-	-	-	49	40	34	55	45	38
	P2.2.Z.AN	811	240	37	30	26	-	-	-	-	-	-	37	30	26	49	40	34
	P2.3.Z.AN	867	260	21	17	15	21	17	15	21	17	15	24	20	17	37	30	26
	P2.5.Z.HT.1	961	285	21	17	15	21	17	15	21	17	15	24	20	17	37	30	26
	P2.6.C.UT	674	200	37	30	26	-	-	-	-	-	-	37	30	26	49	40	34
	P3.0.Z.AN	674	200	37	30	26	-	-	-	-	-	-	37	30	26	49	40	34
	P3.0.Z.HT.1	1282	380	13	11	9	13	11	9	13	11	9	-	-	-	-	-	-
	P3.1.Z.AN	839	250	37	30	26	-	-	-	-	-	-	37	30	26	49	40	34
	P5.0.Z.HT.1	1114	330	37	30	26	-	-	-	-	-	-	37	30	26	49	40	34

				E047			E048			E056 E095		E069 E079 E085			E346 E347 E362 E363		E404			E862 E882 E883			E736 E738
			ULDR(xTD)	1.5	2	2.5	1.5	2	2.5	1.5	2	1.5	2	2.5	1.5	2	1.5	2	2.5	1.5	2	2.5	1.5
ISO	**Núm. MC**	**N/mm²**	**HB**	*vc* m/min			*vc* m/min			*vc* m/min		*vc* m/min			*vc* m/min		*vc* m/min			*vc* m/min			vc m/min
M	M1.0.Z.AQ	674	200	9	7	6	12	10	9	9	7	7	6	5	9	7	12	10	9	12	10	9	4
	M1.0.Z.PH	1013	300	6	5	4	7	6	5	6	5	-	-	-	-	-	7	6	5	7	6	5	-
	M2.0.Z.AQ	674	200	9	7	6	12	10	9	9	7	7	6	5	9	7	12	10	9	12	10	9	4
	M3.1.Z.AQ	778	230	6	5	4	7	6	5	6	5	5	4	3	6	5	7	6	5	7	6	5	4
	M3.2.Z.AQ	867	260	6	5	4	7	6	5	6	5	5	4	3	6	5	7	6	5	7	6	5	4
	M1.0.C.UT	674	200	9	7	6	12	10	9	9	7	7	6	5	9	7	12	10	9	12	10	9	4
	M2.0.C.AQ	674	200	9	7	6	12	10	9	9	7	7	6	5	9	7	12	10	9	12	10	9	4
	M3.1.C.AQ	778	230	6	5	4	7	6	5	6	5	5	4	3	6	5	7	6	5	7	6	5	4
	M3.2.C.AQ	867	260	6	5	4	7	6	5	6	5	5	4	3	6	5	7	6	5	7	6	5	4
	P1.3.Z.HT	1013	300	12	10	9	16	13	11	12	10	12	10	9	12	10	16	13	11	16	13	11	-
	P2.3.Z.AN	867	260	12	10	9	16	13	11	12	10	12	10	9	12	10	16	13	11	16	13	11	-
	P2.5.Z.HT.1	1114	285	12	10	9	16	13	11	12	10	12	10	9	12	10	16	13	11	16	13	11	-
	P3.0.Z.HT.1	1282	380	6	5	4	13	11	9	6	5	6	5	4	6	5	13	11	9	13	11	9	-
	P5.0.Z.PH	1114	330	6	5	4	7	6	5	6	5	5	4	3	6	5	7	6	5	7	6	5	4

CoroTap - herramientas optimizadas para materiales específicos

CoroTap™ 300

Valores métricos

				T105		T106		
			ULDR(xTD)	1.5	2	1.5	2	2.5
ISO	**Núm. MC**	**N/mm²**	**HB**	*v*c m/min		*v*c m/min		
K	K1.1.C.NS	674	200	31	25	31	25	21
	K2.1.C.UT	602	180	49	40	49	40	34
	K2.2.C.UT	825	245	18	15	18	15	13
	K2.3.C.UT	591	175	31	25	31	25	21
	K3.1.C.UT	518	155	31	25	31	25	21
	K3.2.C.UT	727	215	31	25	31	25	21
	K3.3.C.UT	885	265	31	25	31	25	21
	K3.5.C.UT	639	190	31	25	31	25	21
	K5.1.C.NS	1013	300	18	15	18	15	13

				E354 E355			E450 E451			E866 E886 E887			E360 E361 E367		
			ULDR(xTD)	1.5	2	2.5	1.5	2	2.5	1.5	2	2.5	1.5	2	2.5
ISO	**Núm. MC**	**N/mm²**	**HB**	*v*c m/min			*v*c m/min			*v*c m/min			vc m/min		
N	N1.2.Z.UT	-	60	43	35	30	55	45	38	43	35	30	43	35	30
	N1.2.Z.AG	-	100	43	35	30	55	45	38	43	35	30	43	35	30
	N1.3.C.UT	-	75	43	35	30	55	45	38	43	35	30	43	35	30
	N1.3.C.AG	-	90	24	20	17	37	30	26	24	20	17	24	20	17
	N1.4.C.NS	-	130	18	15	13	24	20	17	18	15	13	-	-	-
	N3.3.U.UT	-	110	37	30	26	55	45	38	37	30	26	-	-	-
	N3.1.U.UT	-	100	15	12	10	22	18	15	15	12	10	15	12	10

CoroTap - herramientas optimizadas para materiales específicos

CoroTap™ 300

Valores en pulgadas

				E050 E051 E058			E314 E316			E864 E865 E884			EX03P EX03PA EX13P EX13PA EX23PA EX33PA			EX09P EX29PA EX39PA		
			ULDR(xTD)	1.5	2	2.5	1.5	2	2.5	1.5	2	2.5	1.5	2	2.5	1.5	2	2.5
ISO	**Núm. MC**	**N/mm²**	**HB**	v_c pies/min			vc pies/min			vc pies/min			vc pies/min			vc pies/min		
P	P1.1.Z.AN	428	125	-	-	-	-	-	-	-	-	-	-	-	-	-	-	-
	P1.1.Z.HT	639	190	161	131	112	-	-	-	-	-	-	161	131	112	181	148	126
	P1.2.Z.AN	639	190	128	105	90	-	-	-	-	-	-	161	131	112	181	148	126
	P1.2.Z.HT	708	210	120	98	84	-	-	-	-	-	-	120	98	84	161	131	112
	P1.3.Z.AN	639	190	128	105	90	-	-	-	-	-	-	161	131	112	181	148	126
	P1.3.Z.HT	1013	300	68	56	48	68	56	48	68	56	48	80	66	56	120	98	84
	P1.5.C.UT	503	150	128	105	90	-	-	-	-	-	-	161	131	112	181	148	126
	P2.1.Z.AN	591	175	128	105	90	-	-	-	-	-	-	161	131	112	181	148	126
	P2.2.Z.AN	811	240	120	98	84	-	-	-	-	-	-	120	98	84	161	131	112
	P2.3.Z.AN	867	260	68	56	48	68	56	48	68	56	48	80	66	56	120	98	84
	P2.5.Z.HT.1	961	285	68	56	48	68	56	48	68	56	48	80	66	56	120	98	84
	P2.6.C.UT	674	200	120	98	84	-	-	-	-	-	-	120	98	84	161	131	112
	P3.0.Z.AN	674	200	120	98	84	-	-	-	-	-	-	120	98	84	161	131	112
	P3.0.Z.HT.1	1282	380	44	36	31	44	36	31	44	36	31	-	-	-	-	-	-
	P3.1.Z.AN	839	250	120	98	84	-	-	-	-	-	-	120	98	84	161	131	112
	P5.0.Z.AN	674	200	-	-	-	-	-	-	-	-	-	-	-	-	-	-	-
	P5.0.Z.PH	1114	330	-	-	-	-	-	-	-	-	-	-	-	-	-	-	-
	P5.0.Z.HT.1	1114	330	120	98	84	-	-	-	-	-	-	120	98	84	161	131	112
	P5.0.C.UT	839	200	-	-	-	-	-	-	-	-	-	-	-	-	-	-	-
	P5.0.C.HT	1114	330	-	-	-	-	-	-	-	-	-	-	-	-	-	-	-

				E047			E048			E056 E095		E069 E079 E085			E346 E347 E362 E363		E404			E862 E882 E883			E736 E738
			ULDR(xTD)	1.5	2	2.5	1.5	2	2.5	1.5	2	1.5	2	2.5	1.5	2	1.5	2	2.5	1.5	2	2.5	1.5
ISO	**Núm. MC**	**N/mm²**	**HB**	v_c pies/min			v_c pies/min			v_c pies/min		v_c pies/min			v_c pies/min		v_c pies/min			v_c pies/min			vc pies/min
M	M1.0.Z.AQ	674	200	28	23	20	40	33	28	28	23	24	20	17	28	23	40	33	28	40	33	28	12
	M1.0.Z.PH	1013	300	20	16	14	24	20	17	20	16	-	-	-	-	-	24	20	17	24	20	17	-
	M2.0.Z.AQ	674	200	28	23	20	40	33	28	28	23	24	20	17	28	23	40	33	28	40	33	28	12
	M3.1.Z.AQ	778	230	20	16	14	24	20	17	20	16	16	13	11	20	16	24	20	17	24	20	17	12
	M3.2.Z.AQ	867	260	20	16	14	24	20	17	20	16	16	13	11	20	16	24	20	17	24	20	17	12
	M1.0.C.UT	674	200	28	23	20	40	33	28	28	23	24	20	17	28	23	40	33	28	40	33	28	12
	M2.0.C.AQ	674	200	28	23	20	40	33	28	28	23	24	20	17	28	23	40	33	28	40	33	28	12
	M3.1.C.AQ	778	230	20	16	14	24	20	17	20	16	16	13	11	20	16	24	20	17	24	20	17	12
	M3.2.C.AQ	867	260	20	16	14	24	20	17	20	16	16	13	11	20	16	24	20	17	24	20	17	12
	P1.3.Z.HT	1013	300	40	33	28	52	43	36	40	33	40	33	28	40	33	52	43	36	52	43	36	-
	P2.3.Z.AN	867	260	40	33	28	52	43	36	40	33	40	33	28	40	33	52	43	36	52	43	36	-
	P2.5.Z.HT.1	1114	285	40	33	28	52	43	36	40	33	40	33	28	40	33	52	43	36	52	43	36	-
	P3.0.Z.HT.1	1282	380	20	16	14	44	36	31	20	16	20	16	14	20	16	44	36	31	44	36	31	-
	P5.0.Z.PH	1114	330	20	16	14	24	20	17	20	16	16	13	11	20	16	24	20	17	24	20	17	12

CoroTap - herramientas optimizadas para materiales específicos

CoroTap™ 300

Valores en pulgadas

				T105		T106		
			ULDR(xTD)	1.5	2	1,5	2	2,5
ISO	**Núm. MC**	**N/mm²**	**HB**	v_c pies/min		v_c pies/min		
K	K1.1.C.NS	674	200	100	82	100	82	70
	K2.1.C.UT	602	180	161	131	161	131	112
	K2.2.C.UT	825	245	60	49	60	49	42
	K2.3.C.UT	591	175	100	82	100	82	70
	K3.1.C.UT	518	155	100	82	100	82	70
	K3.2.C.UT	727	215	100	82	100	82	70
	K3.3.C.UT	885	265	100	82	100	82	70
	K3.5.C.UT	639	190	100	82	100	82	70
	K5.1.C.NS	1013	300	60	49	60	49	42

				E354 E355			E450 E451			E866 E886 E887			E360 E361 E367		
			ULDR(xTD)	1.5	2	2.5	1.5	2	2.5	1.5	2	2.5	1.5	2	2.5
ISO	**Núm. MC**	**N/mm²**	**HB**	v_c pies/min			v_c pies/min			v_c pies/min			vc pies/min		
N	N1.2.Z.UT	-	60	140	115	98	181	148	126	140	115	98	140	115	98
	N1.2.Z.AG	-	100	140	115	98	181	148	126	140	115	98	140	115	98
	N1.3.C.UT	-	75	140	115	98	181	148	126	140	115	98	140	115	98
	N1.3.C.AG	-	90	80	66	56	120	98	84	80	66	56	80	66	56
	N1.4.C.NS	-	130	60	49	42	80	66	56	60	49	42	-	-	-
	N3.3.U.UT	-	110	120	98	84	181	148	126	120	98	84	-	-	-
	N3.1.U.UT	-	100	48	39	34	72	59	51	48	39	34	48	39	34

CoroTap - herramientas optimizadas para materiales específicos

CoroTap™ 400

Valores métricos

				E313			E080		
			ULDR(xTD)	1.5	2	2.5	1.5	2	2.5
ISO	**Núm. MC**	**N/mm²**	**HB**	v_c m/min			v_c m/min		
N	N1.2.Z.UT	-	60	67	55	47	67	55	47
	N1.2.Z.AG	-	100	67	55	47	67	55	47
	N1.3.C.UT	-	75	67	55	47	67	55	47
	N1.3.C.AG	-	90	49	40	34	49	40	34
	N3.1.U.UT	-	100	31	25	21	31	25	21

Valores en pulgadas

				E313			E080		
			ULDR(xTD)	1.5	2	2.5	1.5	2	2.5
ISO	**Núm. MC**	**N/mm²**	**HB**	v_c pies/min			v_c pies/min		
N	N1.2.Z.UT	-	60	221	180	154	221	180	154
	N1.2.Z.AG	-	100	221	180	154	221	180	154
	N1.3.C.UT	-	75	221	180	154	221	180	154
	N1.3.C.AG	-	90	161	131	112	161	131	112
	N3.1.U.UT	-	100	100	82	70	100	82	70

CoroTap - herramientas optimizadas para la versatilidad

CoroTap™ 200

Valores métricos

				E000 E005 E010 E015 E020 E025 E030 E035			E001 E006 E011 E016 E021 E026 E031 E036			E616		
			ULDR(xTD)	1.5	2	2.5	1.5	2	2.5	1.5	2	2.5
ISO	**Núm. MC**	**N/mm²**	**HB**	*v*c m/min			*v*c m/min			*v*c m/min		
P	P1.1.Z.AN	428	125	31	25	21	31	25	21	-	-	-
	P1.1.Z.HT	639	190	27	22	19	27	22	19	46	38	33
	P1.2.Z.AN	639	190	22	18	15	22	18	15	37	30	26
	P1.2.Z.HT	708	210	20	16	14	20	16	14	34	28	24
	P1.3.Z.AN	639	190	22	18	15	22	18	15	37	30	26
	P1.3.Z.HT	1013	300	12	10	9	12	10	9	18	15	13
	P1.5.C.UT	503	150	22	18	15	22	18	15	37	30	26
	P2.1.Z.AN	591	175	22	18	15	22	18	15	37	30	26
	P2.2.Z.AN	811	240	20	16	14	20	16	14	34	28	24
	P2.3.Z.AN	867	260	12	10	9	12	10	9	18	15	13
	P2.5.Z.HT.1	961	285	12	10	9	12	10	9	18	15	13
	P2.6.C.UT	674	200	20	16	14	20	16	14	34	28	24
	P3.0.Z.AN	674	200	20	16	14	20	16	14	34	28	24
	P3.0.Z.HT.1	1282	380	6	5	4	6	5	4	12	10	9
	P3.1.Z.AN	839	250	20	16	14	20	16	14	34	28	24
	P5.0.Z.HT.1	1114	330	20	16	14	20	16	14	34	28	24
	P5.0.Z.PH	1114	330	-	-	-	5	4	3	6	5	4
M	M1.0.Z.AQ	674	200	-	-	-	7	6	5	7	6	5
	M1.0.C.UT	674	200	-	-	-	7	6	5	7	6	5
	M2.0.Z.AQ	674	200	-	-	-	7	6	5	7	6	5
	M2.0.C.AQ	674	200	-	-	-	7	6	5	7	6	5
	M3.1.Z.AQ	778	230	-	-	-	5	4	3	6	5	4
	M3.1.C.AQ	778	230	-	-	-	5	4	3	6	5	4
	M3.2.Z.AQ	867	260	-	-	-	5	4	3	6	5	4
K	K1.1.C.NS	674	200	18	15	13	18	15	13	29	24	21
	K2.1.C.UT	602	180	18	15	13	18	15	13	24	20	17
	K2.2.C.UT	825	245	10	8	7	10	8	7	20	16	14
	K2.3.C.UT	591	175	18	15	13	18	15	13	29	24	21
	K3.1.C.UT	518	155	18	15	13	18	15	13	29	24	21
	K3.2.C.UT	727	215	18	15	13	18	15	13	29	24	21
	K3.3.C.UT	885	265	18	15	13	18	15	13	29	24	21
	K3.5.C.UT	639	190	18	15	13	18	15	13	29	24	21
	K5.1.C.NS	1013	300	10	8	7	10	8	7	20	16	14
N	N1.2.Z.UT	-	60	43	35	30	-	-	-	-	-	-
	N1.2.Z.AG	-	100	43	35	30	-	-	-	-	-	-
	N1.3.C.UT	-	75	43	35	30	-	-	-	-	-	-
	N1.3.C.AG	-	90	24	20	17	-	-	-	-	-	-
	N1.4.C.NS	-	130	18	15	13	-	-	-	-	-	-
	N3.3.U.UT	-	110	37	30	26	-	-	-	55	45	38
	N3.1.U.UT	-	100	15	12	10	-	-	-	22	18	15

CoroTap - herramientas optimizadas para la versatilidad

CoroTap™ 200

Valores métricos

				T200-XM								
				Calidad B110/C110			Calidad B145/C145			Calidad B150/C150		
				ULDR			ULDR			ULDR		
			ULDR(xTD)	1.5	2	2.5	1.5	2	2.5	1.5	2	2.5
ISO	Núm. MC	Material	HB	v_c m/min			v_c m/min			v_c m/min		
P		**Acero no aleado**										
	P1.1.Z.AN		125	43	35	30	31	25	21	31	25	21
	P1.1.Z.HT		190	41	34	29	27	22	19	27	22	19
	P1.2.Z.AN		190	39	32	27	22	18	15	22	18	15
	P1.2.Z.HT		210	31	26	22	20	16	14	20	16	14
	P1.3.Z.AN		190	39	32	27	22	18	15	22	18	15
	P1.3.Z.HT		300	21	17	15	12	10	9	12	10	9
		Acero de baja aleación										
	P2.1.Z.AN		175	39	32	27	22	18	15	22	18	15
	P2.2.Z.AN		240	31	26	22	20	16	14	20	16	14
	P2.3.Z.AN		260	21	17	15	12	10	9	12	10	9
	P2.5.Z.HT.1		285	21	17	15	12	10	9	12	10	9
		Acero de alta aleación										
	P3.0.Z.AN		200	31	26	22	20	16	14	20	16	14
	P3.0.Z.HT.1		380	10	8	7	6	5	4	6	5	4
	P3.1.Z.AN		250	31	26	22	20	16	14	20	16	14
		Acero fundido										
	P1.5.C.UT		150	39	32	27	22	18	15	22	18	15
	P2.6.C.UT		200	31	26	22	20	16	14	20	16	14
		Acero inoxidable ferrítico/martensítico										
	P5.0.Z.HT.1		330	32	26	22	20	16	14	20	16	14
	P5.0.Z.PH		330	12	10	9	5	4	3			
M		**Acero inoxidable austenítico**										
	M1.0.Z.AQ		200	10	8	7	7	6	5	-	-	-
	M1.0.C.UT		230	10	8	7	7	6	5	-	-	-
		Acero inoxidable superaustenítico										
	M2.0.Z.AQ		200	10	8	7	7	6	5	-	-	-
	M2.0.C.AQ		260	10	8	7	7	6	5	-	-	-
		Acero inoxidable dúplex (austenítico/ferrítico)										
	M3.1.Z.AQ		200	6	5	4	5	4	3	-	-	-
	M3.2.Z.AQ		200	6	5	4	5	4	3	-	-	-
	M3.1.C.AQ		230	6	5	4	5	4	3	-	-	-
K		**Fundición maleable**										
	K1.1.C.NS		200	24	20	17	18	15	13	18	15	13
		Fundición gris										
	K2.1.C.UT		180	23	19	16	18	15	13	18	15	13
	K2.2.C.UT		245	16	13	11	10	8	7	10	8	7
	K2.3.C.UT		175	24	20	17	18	15	13	18	15	13
		Fundición nodular										
	K3.1.C.UT		155	24	20	17	18	15	13	18	15	13
	K3.2.C.UT		215	24	20	17	18	15	13	18	15	13
	K3.3.C.UT		265	24	20	17	18	15	13	18	15	13
	K3.5.C.UT		190	24	20	17	18	15	13	18	15	13
	K5.1.C.NS		300	16	13	11	10	8	7	10	8	7
N		**Aleaciones a base de aluminio**										
	N1.2.Z.UT		60	49	40	34	-	-	-	43	35	30
	N1.2.Z.AG		100	49	40	34	-	-	-	43	35	30
	N1.3.C.UT		75	49	40	34	-	-	-	43	35	30
	N1.3.C.AG		90	31	25	21	-	-	-	24	20	17
	N1.4.C.NS		130	21	18	15	-	-	-	18	15	13
		Aleaciones a base de cobre										
	N3.3.U.UT		110	46	38	32	-	-	-	37	30	26
	N3.1.U.UT		100	18	15	13	-	-	-	15	12	10
S		**Superaleaciones con base de hierro**										
	S1.0.U.AN		200	9	8	6	-	-	-	6	5	4
		Superaleaciones con base de níquel										
	S2.0.Z.UT		275	9	8	6	-	-	-	6	5	4
	S2.0.Z.AN		250	9	8	6	-	-	-	6	5	4
	S2.1.Z.AN		125	23	19	16	-	-	-	15	12	10
		Aleaciones con base de titanio										
	S4.1.Z.UT		200	21	18	15	-	-	-	18	15	13

CoroTap - herramientas optimizadas para la versatilidad

CoroTap™ 200

Valores en pulgadas

				E000 E005 E010 E015 E020 E025 E030 E035			E001 E006 E011 E016 E021 E026 E031 E036			E616		
			ULDR(xTD)	1.5	2	2.5	1.5	2	2.5	1.5	2	2.5
ISO	**Núm. MC**	**N/mm²**	**HB**	v_c pies/min			v_c pies/min			v_c pies/min		
P	P1.1.Z.AN	428	125	100	82	70	100	82	70	-	-	-
	P1.1.Z.HT	639	190	88	72	62	88	72	62	152	125	107
	P1.2.Z.AN	639	190	72	59	51	72	59	51	120	98	84
	P1.2.Z.HT	708	210	64	52	45	64	52	45	112	92	79
	P1.3.Z.AN	639	190	72	59	51	72	59	51	120	98	84
	P1.3.Z.HT	1013	300	40	33	28	40	33	28	60	49	42
	P1.5.C.UT	503	150	72	59	51	72	59	51	120	98	84
	P2.1.Z.AN	591	175	72	59	51	72	59	51	120	98	84
	P2.2.Z.AN	811	240	64	52	45	64	52	45	112	92	79
	P2.3.Z.AN	867	260	40	33	28	40	33	28	60	49	42
	P2.5.Z.HT.1	961	285	40	33	28	40	33	28	60	49	42
	P2.6.C.UT	674	200	64	52	45	64	52	45	112	92	79
	P3.0.Z.AN	674	200	64	52	45	64	52	45	112	92	79
	P3.0.Z.HT.1	1282	380	20	16	14	20	16	14	40	33	28
	P3.1.Z.AN	839	250	64	52	45	64	52	45	112	92	79
	P5.0.Z.HT.1	1114	330	64	52	45	64	52	45	112	92	79
	P5.0.Z.PH	1114	330	-	-	-	16	13	11	20	16	14
M	M1.0.Z.AQ	674	200	-	-	-	24	20	17	24	20	17
	M1.0.C.UT	674	200	-	-	-	24	20	17	24	20	17
	M2.0.Z.AQ	674	200	-	-	-	24	20	17	24	20	17
	M2.0.C.AQ	674	200	-	-	-	24	20	17	24	20	17
	M3.1.Z.AQ	778	230	-	-	-	16	13	11	20	16	14
	M3.1.C.AQ	778	230	-	-	-	16	13	11	20	16	14
	M3.2.Z.AQ	867	260	-	-	-	16	13	11	20	16	14
K	K1.1.C.NS	674	200	60	49	42	60	49	42	96	79	67
	K2.1.C.UT	602	180	60	49	42	60	49	42	80	66	56
	K2.2.C.UT	825	245	32	26	22	32	26	22	64	52	45
	K2.3.C.UT	591	175	60	49	42	60	49	42	96	79	67
	K3.1.C.UT	518	155	60	49	42	60	49	42	96	79	67
	K3.2.C.UT	727	215	60	49	42	60	49	42	96	79	67
	K3.3.C.UT	885	265	60	49	42	60	49	42	96	79	67
	K3.5.C.UT	639	190	60	49	42	60	49	42	96	79	67
	K5.1.C.NS	1013	300	32	26	22	32	26	22	64	52	45
N	N1.2.Z.UT	-	60	140	115	98	-	-	-	-	-	-
	N1.2.Z.AG	-	100	140	115	98	-	-	-	-	-	-
	N1.3.C.UT	-	75	140	115	98	-	-	-	-	-	-
	N1.3.C.AG	-	90	80	66	56	-	-	-	-	-	-
	N1.4.C.NS	-	130	60	49	42	-	-	-	-	-	-
	N3.3.U.UT	-	110	120	98	84	-	-	-	181	148	126
	N3.1.U.UT	-	100	48	39	34	-	-	-	72	59	51

CoroTap - herramientas optimizadas para la versatilidad

CoroTap™ 200

Valores en pulgadas

				T200-XM Calidad B110/C110 ULDR			T200-XM Calidad B145/C145 ULDR			T200-XM Calidad B150/C150 ULDR		
			ULDR(xTD)	1.5	2	2.5	1.5	2	2.5	1.5	2	2.5
ISO	Núm. MC	Material	HB	v_c pies/min			v_c pies/min			v_c pies/min		
P		**Acero no aleado**										
	P1.1.Z.AN		125	140	115	98	100	82	70	100	82	70
	P1.1.Z.HT		190	134	110	94	88	72	62	88	72	62
	P1.2.Z.AN		190	126	103	88	72	59	51	72	59	51
	P1.2.Z.HT		210	102	84	72	64	52	45	64	52	45
	P1.3.Z.AN		190	126	103	88	72	59	51	72	59	51
	P1.3.Z.HT		300	70	57	49	40	33	28	40	33	28
		Acero de baja aleación										
	P2.1.Z.AN		175	126	103	88	72	59	51	72	59	51
	P2.2.Z.AN		240	102	84	72	64	52	45	64	52	45
	P2.3.Z.AN		260	70	57	49	40	33	28	40	33	28
	P2.5.Z.HT.1		285	70	57	49	40	33	28	40	33	28
		Acero de alta aleación										
	P3.0.Z.AN		200	102	84	72	64	52	45	64	52	45
	P3.0.Z.HT.1		380	32	26	22	20	16	14	20	16	14
	P3.1.Z.AN		250	102	84	72	64	52	45	64	52	45
		Acero fundido										
	P1.5.C.UT		150	126	103	88	72	59	51	72	59	51
	P2.6.C.UT		200	102	84	72	64	52	45	64	52	45
		Acero inoxidable ferrítico/martensítico										
	P5.0.Z.HT.1		330	104	85	73	64	52	45	64	52	45
	P5.0.Z.PH		330	40	33	28	16	13	11	-	-	-
M		**Acero inoxidable austenítico**										
	M1.0.Z.AQ		200	32	26	22	24	20	17	-	-	-
	M1.0.C.UT		230	32	26	22	24	20	17	-	-	-
		Acero inoxidable superaustenítico										
	M2.0.Z.AQ		200	32	26	22	24	20	17	-	-	-
	M2.0.C.AQ		260	32	26	22	24	20	17	-	-	-
		Acero inoxidable dúplex (austenítico/ferrítico)										
	M3.1.Z.AQ		200	20	16	14	16	13	11	-	-	-
	M3.2.Z.AQ		200	20	16	14	16	13	11	-	-	-
	M3.1.C.AQ		230	20	16	14	16	13	11	-	-	-
K		**Fundición maleable**										
	K1.1.C.NS		200	80	66	56	60	49	42	60	49	42
		Fundición gris										
	K2.1.C.UT		180	74	61	52	60	49	42	60	49	42
	K2.2.C.UT		245	52	43	36	32	26	22	32	26	22
	K2.3.C.UT		175	80	66	56	60	49	42	60	49	42
		Fundición nodular										
	K3.1.C.UT		155	80	66	56	60	49	42	60	49	42
	K3.2.C.UT		215	80	66	56	60	49	42	60	49	42
	K3.3.C.UT		265	80	66	56	60	49	42	60	49	42
	K3.5.C.UT		190	80	66	56	60	49	42	60	49	42
	K5.1.C.NS		300	52	43	36	32	26	22	32	26	22
N		**Aleaciones a base de aluminio**										
	N1.2.Z.UT		60	161	131	112	-	-	-	140	115	98
	N1.2.Z.AG		100	161	131	112	-	-	-	140	115	98
	N1.3.C.UT		75	161	131	112	-	-	-	140	115	98
	N1.3.C.AG		90	100	82	70	-	-	-	80	66	56
	N1.4.C.NS		130	70	57	49	-	-	-	60	49	42
		Aleaciones a base de cobre										
	N3.3.U.UT		110	150	123	105	-	-	-	120	98	84
	N3.1.U.UT		100	60	49	42	-	-	-	48	39	34
S		**Superaleaciones con base de hierro**										
	S1.0.U.AN		200	30	25	21	-	-	-	20	16	14
		Superaleaciones con base de níquel										
	S2.0.Z.UT		275	30	25	21	-	-	-	20	16	14
	S2.0.Z.AN		250	30	25	21	-	-	-	20	16	14
	S2.1.Z.AN		125	74	61	52	-	-	-	48	39	34
		Aleaciones con base de titanio										
	S4.1.Z.UT		200	70	57	49	-	-	-	60	49	42

CoroTap - herramientas optimizadas para la versatilidad

CoroTap™ 300

Valores métricos

				E002 E007 E012 E017 E022 E027 E032 E037			E003 E008 E013 E018 E023 E028 E033 E038			E195 E245			E615			E207 E258			E212 E263			E735 E737		
			ULDR(xTD)	1.5	2	2.5	1.5	2	2.5	1.5	2	2.5	1.5	2	2.5	1.5	2	2.5	1.5	2	2.5	1.5	2	2.5
ISO	Núm. MC	N/mm²	HB	v_c m/min			v_c m/min			v_c m/min			v_c m/min			v_c m/min			v_c m/min			v_c m/min		
P	P1.1.Z.AN	428	125	31	25	21	31	25	21	27	22	19	-	-	-	-	-	-	-	-	-	-	-	-
	P1.1.Z.HT	639	190	27	22	19	27	22	19	24	20	17	46	38	33	24	-	-	43	-	-	5	-	-
	P1.2.Z.AN	639	190	22	18	15	22	18	15	20	16	14	37	30	26	20	-	-	34	-	-	7	-	-
	P1.2.Z.HT	708	210	20	16	14	20	16	14	15	12	10	34	28	24	15	-	-	29	-	-	7	-	-
	P1.3.Z.AN	639	190	22	18	15	22	18	15	20	16	14	37	30	26	20	-	-	34	-	-	7	-	-
	P1.3.Z.HT	1013	300	12	10	9	12	10	9	9	7	6	18	15	13	9	-	-	12	-	-	5	-	-
	P1.5.C.UT	503	150	22	18	15	22	18	15	20	16	14	37	30	26	20	-	-	34	-	-	7	-	-
	P2.1.Z.AN	591	175	22	18	15	22	18	15	20	16	14	37	30	26	20	-	-	34	-	-	7	-	-
	P2.2.Z.AN	811	240	20	16	14	20	16	14	15	12	10	34	28	24	15	-	-	29	-	-	7	-	-
	P2.3.Z.AN	867	260	12	10	9	12	10	9	9	7	6	18	15	13	9	-	-	12	-	-	5	-	-
	P2.5.Z.HT.1	961	285	12	10	9	12	10	9	9	7	6	18	15	13	9	-	-	12	-	-	5	-	-
	P2.6.C.UT	674	200	20	16	14	20	16	14	15	12	10	34	28	24	15	-	-	29	-	-	7	-	-
	P3.0.Z.AN	674	200	20	16	14	20	16	14	15	12	10	34	28	24	15	-	-	29	-	-	7	-	-
	P3.0.Z.HT.1	1282	380	-	-	-	-	-	-	-	-	-	12	10	9	-	-	-	-	-	-	4	-	-
	P3.1.Z.AN	839	250	20	16	14	20	16	14	15	12	10	34	28	24	15	-	-	29	-	-	7	-	-
	P5.0.Z.HT.1	1114	330	20	16	14	20	16	14	15	12	10	34	28	24	15	-	-	29	-	-	7	-	-
	P5.0.Z.PH	1114	330	-	-	-	5	4	3	-	-	-	6	5	4	-	-	-	-	-	-	-	-	-
M	M1.0.Z.AQ	674	200	-	-	-	7	6	5	-	-	-	7	6	5	-	-	-	-	-	-	-	-	-
	M1.0.C.UT	674	200	-	-	-	7	6	5	-	-	-	7	6	5	-	-	-	-	-	-	-	-	-
	M2.0.Z.AQ	674	200	-	-	-	7	6	5	-	-	-	7	6	5	-	-	-	-	-	-	-	-	-
	M2.0.C.AQ	674	200	-	-	-	7	6	5	-	-	-	7	6	5	-	-	-	-	-	-	-	-	-
	M3.1.Z.AQ	778	230	-	-	-	5	4	3	-	-	-	6	5	4	-	-	-	-	-	-	-	-	-
	M3.1.C.AQ	778	230	-	-	-	5	4	3	-	-	-	6	5	4	-	-	-	-	-	-	-	-	-
	M3.2.Z.AQ	867	260	-	-	-	5	4	3	-	-	-	6	5	4	-	-	-	-	-	-	-	-	-
K	K1.1.C.NS	674	200	-	-	-	-	-	-	-	-	-	29	24	21	-	-	-	-	-	-	-	-	-
	K2.1.C.UT	602	180	-	-	-	-	-	-	-	-	-	24	20	17	-	-	-	-	-	-	11	-	-
	K2.2.C.UT	825	245	-	-	-	-	-	-	-	-	-	20	16	14	-	-	-	-	-	-	5	-	-
	K2.3.C.UT	591	175	-	-	-	-	-	-	-	-	-	29	24	21	-	-	-	-	-	-	-	-	-
	K3.1.C.UT	518	155	-	-	-	-	-	-	-	-	-	29	24	21	-	-	-	-	-	-	-	-	-
	K3.2.C.UT	727	215	-	-	-	-	-	-	-	-	-	29	24	21	-	-	-	-	-	-	-	-	-
	K3.3.C.UT	885	265	-	-	-	-	-	-	-	-	-	29	24	21	-	-	-	-	-	-	-	-	-
	K3.5.C.UT	639	190	-	-	-	-	-	-	-	-	-	29	24	21	-	-	-	-	-	-	-	-	-
	K5.1.C.NS	1013	300	-	-	-	-	-	-	-	-	-	20	16	14	-	-	-	-	-	-	-	-	-
N	N1.2.Z.UT	-	60	43	35	30	-	-	-	43	35	30	-	-	-	37	-	-	43	-	-	-	-	-
	N1.2.Z.AG	-	100	43	35	30	-	-	-	43	35	30	-	-	-	37	-	-	43	-	-	-	-	-
	N1.3.C.UT	-	75	43	35	30	-	-	-	43	35	30	-	-	-	37	-	-	43	-	-	-	-	-
	N1.3.C.AG	-	90	24	20	17	-	-	-	24	20	17	-	-	-	18	-	-	24	-	-	20	-	-
	N1.4.C.NS	-	130	18	15	13	-	-	-	18	15	13	-	-	-	-	-	-	-	-	-	15	-	-
	N3.3.U.UT	-	110	-	-	-	-	-	-	-	-	-	55	45	38	-	-	-	-	-	-	60	-	-
	N3.1.U.UT	-	100	-	-	-	-	-	-	-	-	-	22	18	15	-	-	-	-	-	-	-	-	-

CoroTap - herramientas optimizadas para la versatilidad

CoroTap™ 300

Valores métricos

				T300-XM								
				Calidad B110/C110			Calidad B145/C145			Calidad B150/C150		
				ULDR			ULDR			ULDR		
			ULDR(xTD)	1.5	2	2.5	1.5	2	2.5	1.5	2	2.5
ISO	Núm. MC	Material	HB	v_c m/min			v_c m/min			v_c m/min		
P		**Acero no aleado**										
	P1.1.Z.AN		125	43	35	30	31	25	21	31	25	21
	P1.1.Z.HT		190	41	34	29	27	22	19	27	22	19
	P1.2.Z.AN		190	39	32	27	22	18	15	22	18	15
	P1.2.Z.HT		210	31	26	22	20	16	14	20	16	14
	P1.3.Z.AN		190	39	32	27	22	18	15	22	18	15
	P1.3.Z.HT		300	21	17	15	12	10	9	12	10	9
		Acero de baja aleación										
	P2.1.Z.AN		175	39	32	27	22	18	15	22	18	15
	P2.2.Z.AN		240	31	26	22	20	16	14	20	16	14
	P2.3.Z.AN		260	21	17	15	12	10	9	12	10	9
	P2.5.Z.HT.1		285	21	17	15	12	10	9	12	10	9
		Acero de alta aleación										
	P3.0.Z.AN		200	31	26	22	20	16	14	20	16	14
	P3.0.Z.HT.1		380				6	5	4			
	P3.1.Z.AN		250	31	26	22	20	16	14	20	16	14
		Acero fundido										
	P1.5.C.UT		150	39	32	27	22	18	15	22	18	15
	P2.6.C.UT		200	31	26	22	20	16	14	20	16	14
		Acero inoxidable ferrítico/martensítico										
	P5.0.Z.HT.1		330	32	26	22	20	16	14	20	16	14
	P5.0.Z.PH		330	12	10	9	5	4	3	-	-	-
M		**Acero inoxidable austenítico**										
	M1.0.Z.AQ		200	10	8	7	7	6	5	-	-	-
	M1.0.C.UT		230	10	8	7	7	6	5	-	-	-
		Acero inoxidable superaustenítico										
	M2.0.Z.AQ		200	10	8	7	7	6	5	-	-	-
	M2.0.C.AQ		260	10	8	7	7	6	5	-	-	-
		Acero inoxidable dúplex (austenítico/ferrítico)										
	M3.1.Z.AQ		200	6	5	4	5	4	3	-	-	-
	M3.2.Z.AQ		200	6	5	4	5	4	3	-	-	-
	M3.1.C.AQ		230	6	5	4	5	4	3	-	-	-
K		**Fundición maleable**										
	K1.1.C.NS		200	24	20	17	18	15	13	-	-	-
		Fundición gris										
	K2.1.C.UT		180	23	19	16	18	15	13	-	-	-
	K2.2.C.UT		245	16	13	11	10	8	7	-	-	-
	K2.3.C.UT		175	24	20	17	18	15	13	-	-	-
		Fundición nodular										
	K3.1.C.UT		155	24	20	17	18	15	13	-	-	-
	K3.2.C.UT		215	24	20	17	18	15	13	-	-	-
	K3.3.C.UT		265	24	20	17	18	15	13	-	-	-
	K3.5.C.UT		190	24	20	17	18	15	13	-	-	-
	K5.1.C.NS		300	16	13	11	10	8	7	-	-	-
N		**Aleaciones a base de aluminio**										
	N1.2.Z.UT		60	49	40	34	-	-	-	43	35	30
	N1.2.Z.AG		100	49	40	34	-	-	-	43	35	30
	N1.3.C.UT		75	49	40	34	-	-	-	43	35	30
	N1.3.C.AG		90	31	25	21	-	-	-	24	20	17
	N1.4.C.NS		130	21	18	15	-	-	-	18	15	13
		Aleaciones a base de cobre										
	N3.3.U.UT		110	-	-	-	-	-	-	-	-	-
	N3.1.U.UT		100	-	-	-	-	-	-	-	-	-
S		**Superaleaciones con base de hierro**										
	S1.0.U.AN		200	9	8	6	-	-	-	6	5	4
		Superaleaciones con base de níquel										
	S2.0.Z.UT		275	9	8	6	-	-	-	6	5	4
	S2.0.Z.AN		250	9	8	6	-	-	-	6	5	4
	S2.1.Z.AN		125	23	19	16	-	-	-	15	12	10
		Aleaciones con base de titanio										
	S4.1.Z.UT		200	21	18	15	-	-	-	18	15	13

CoroTap - herramientas optimizadas para la versatilidad

CoroTap™ 300

Valores en pulgadas

				E002 E007 E012 E017 E022 E027 E032 E037			E003 E008 E013 E018 E023 E028 E033 E038			E195 E245			E615			E207 E258			E212 E263			E735 E737		
			ULDR(xTD)	1.5	2	2.5	1.5	2	2.5	1.5	2	2.5	1.5	2	2.5	1.5	2	2.5	1.5	2	2.5	1.5	2	2.5
ISO	**Núm. MC**	**N/mm²**	**HB**	v_c pies/min			v_c pies/min			v_c pies/min			v_c pies/min			v_c pies/min			v_c pies/min			v_c pies/min		
P	P1.1.Z.AN	428	125	100	82	70	100	82	70	88	72	62	-	-	-	-	-	-	-	-	-	-	-	-
	P1.1.Z.HT	639	190	88	72	62	88	72	62	80	66	56	152	125	107	80	-	-	140	-	-	16	-	-
	P1.2.Z.AN	639	190	72	59	51	72	59	51	64	52	45	120	98	84	64	-	-	112	-	-	24	-	-
	P1.2.Z.HT	708	210	64	52	45	64	52	45	48	39	34	112	92	79	48	-	-	96	-	-	24	-	-
	P1.3.Z.AN	639	190	72	59	51	72	59	51	64	52	45	120	98	84	64	-	-	112	-	-	24	-	-
	P1.3.Z.HT	1013	300	40	33	28	40	33	28	28	23	20	60	49	42	28	-	-	40	-	-	16	-	-
	P1.5.C.UT	503	150	72	59	51	72	59	51	64	52	45	120	98	84	20	-	-	34	-	-	7	-	-
	P2.1.Z.AN	591	175	72	59	51	72	59	51	64	52	45	120	98	84	20	-	-	34	-	-	7	-	-
	P2.2.Z.AN	811	240	64	52	45	64	52	45	48	39	34	112	92	79	15	-	-	29	-	-	7	-	-
	P2.3.Z.AN	867	260	40	33	28	40	33	28	28	23	20	60	49	42	9	-	-	12	-	-	5	-	-
	P2.5.Z.HT.1	961	285	40	33	28	40	33	28	28	23	20	60	49	42	9	-	-	12	-	-	5	-	-
	P2.6.C.UT	674	200	64	52	45	64	52	45	48	39	34	112	92	79	15	-	-	29	-	-	7	-	-
	P3.0.Z.AN	674	200	64	52	45	64	52	45	48	39	34	112	92	79	15	-	-	29	-	-	7	-	-
	P3.0.Z.HT.1	1282	380	-	-	-	-	-	-	-	-	-	40	33	28	-	-	-	-	-	-	4	-	-
	P3.1.Z.AN	839	250	64	52	45	64	52	45	48	39	34	112	92	79	15	-	-	29	-	-	7	-	-
	P5.0.Z.HT.1	1114	330	64	52	45	64	52	45	48	39	34	112	92	79	15	-	-	29	-	-	7	-	-
	P5.0.Z.PH	1114	330	-	-	-	16	13	11	-	-	-	20	16	14	-	-	-	-	-	-	-	-	-
M	M1.0.Z.AQ	674	200	-	-	-	24	20	17	-	-	-	24	20	17	-	-	-	-	-	-	-	-	-
	M1.0.C.UT	674	200	-	-	-	24	20	17	-	-	-	24	20	17	-	-	-	-	-	-	-	-	-
	M2.0.Z.AQ	674	200	-	-	-	24	20	17	-	-	-	24	20	17	-	-	-	-	-	-	-	-	-
	M2.0.C.AQ	674	200	-	-	-	24	20	17	-	-	-	24	20	17	-	-	-	-	-	-	-	-	-
	M3.1.Z.AQ	778	230	-	-	-	16	13	11	-	-	-	20	16	14	-	-	-	-	-	-	-	-	-
	M3.1.C.AQ	778	230	-	-	-	16	13	11	-	-	-	20	16	14	-	-	-	-	-	-	-	-	-
	M3.2.Z.AQ	867	260	-	-	-	16	13	11	-	-	-	20	16	14	-	-	-	-	-	-	-	-	-
K	K1.1.C.NS	674	200	-	-	-	-	-	-	-	-	-	96	79	67	-	-	-	-	-	-	-	-	-
	K2.1.C.UT	602	180	-	-	-	-	-	-	-	-	-	80	66	56	-	-	-	-	-	-	11	-	-
	K2.2.C.UT	825	245	-	-	-	-	-	-	-	-	-	64	52	45	-	-	-	-	-	-	5	-	-
	K2.3.C.UT	591	175	-	-	-	-	-	-	-	-	-	96	79	67	-	-	-	-	-	-	-	-	-
	K3.1.C.UT	518	155	-	-	-	-	-	-	-	-	-	96	79	67	-	-	-	-	-	-	-	-	-
	K3.2.C.UT	727	215	-	-	-	-	-	-	-	-	-	96	79	67	-	-	-	-	-	-	-	-	-
	K3.3.C.UT	885	265	-	-	-	-	-	-	-	-	-	96	79	67	-	-	-	-	-	-	-	-	-
	K3.5.C.UT	639	190	-	-	-	-	-	-	-	-	-	96	79	67	-	-	-	-	-	-	-	-	-
	K5.1.C.NS	1013	300	-	-	-	-	-	-	-	-	-	64	52	45	-	-	-	-	-	-	-	-	-
N	N1.2.Z.UT	-	60	140	115	98	-	-	-	140	115	98	-	-	-	37	-	-	43	-	-	-	-	-
	N1.2.Z.AG	-	100	140	115	98	-	-	-	140	115	98	-	-	-	37	-	-	43	-	-	-	-	-
	N1.3.C.UT	-	75	140	115	98	-	-	-	140	115	98	-	-	-	37	-	-	43	-	-	-	-	-
	N1.3.C.AG	-	90	80	66	56	-	-	-	80	66	56	-	-	-	18	-	-	24	-	-	20	-	-
	N1.4.C.NS	-	130	60	49	42	-	-	-	60	49	42	-	-	-	-	-	-	-	-	-	15	-	-
	N3.3.U.UT	-	110	-	-	-	-	-	-	-	-	-	181	148	126	-	-	-	-	-	-	18	-	-
	N3.1.U.UT	-	100	-	-	-	-	-	-	-	-	-	72	59	51	-	-	-	-	-	-	-	-	-

CoroTap - herramientas optimizadas para la versatilidad

CoroTap™ 300

Valores en pulgadas

				T300-XM								
				Calidad B110/C110			Calidad B145/C145			Calidad B150/C150		
				ULDR			ULDR			ULDR		
			ULDR(xTD)	1.5	2	2.5	1.5	2	2.5	1.5	2	2.5
ISO	Núm. MC	Material	HB	v_c pies/min			v_c pies/min			v_c pies/min		
P		**Acero no aleado**										
	P1.1.Z.AN		125	140	115	98	100	82	70	100	82	70
	P1.1.Z.HT		190	134	110	94	88	72	62	88	72	62
	P1.2.Z.AN		190	126	103	88	72	59	51	72	59	51
	P1.2.Z.HT		210	102	84	72	64	52	45	64	52	45
	P1.3.Z.AN		190	126	103	88	72	59	51	72	59	51
	P1.3.Z.HT		300	70	57	49	40	33	28	40	33	28
		Acero de baja aleación										
	P2.1.Z.AN		175	126	103	88	72	59	51	72	59	51
	P2.2.Z.AN		240	102	84	72	64	52	45	64	52	45
	P2.3.Z.AN		260	70	57	49	40	33	28	40	33	28
	P2.5.Z.HT.1		285	70	57	49	40	33	28	40	33	28
		Acero de alta aleación										
	P3.0.Z.AN		200	102	84	72	64	52	45	64	52	45
	P3.0.Z.HT.1		380				20	16	14			
	P3.1.Z.AN		250	102	84	72	64	52	45	64	52	45
		Acero fundido										
	P1.5.C.UT		150	126	103	88	72	59	51	72	59	51
	P2.6.C.UT		200	102	84	72	64	52	45	64	52	45
		Acero inoxidable ferrítico/martensítico										
	P5.0.Z.HT.1		330	104	85	73	64	52	45	64	52	45
	P5.0.Z.PH		330	40	33	28	16	13	11	-	-	-
M		**Acero inoxidable austenítico**										
	M1.0.Z.AQ		200	32	26	22	24	20	17	-	-	-
	M1.0.C.UT		230	32	26	22	24	20	17	-	-	-
		Acero inoxidable superaustenítico										
	M2.0.Z.AQ		200	32	26	22	24	20	17	-	-	-
	M2.0.C.AQ		260	32	26	22	24	20	17	-	-	-
		Acero inoxidable dúplex (austenítico/ferrítico)										
	M3.1.Z.AQ		200	20	16	14	16	13	11	-	-	-
	M3.2.Z.AQ		200	20	16	14	16	13	11	-	-	-
	M3.1.C.AQ		230	20	16	14	16	13	11	-	-	-
K		**Fundición maleable**										
	K1.1.C.NS		200	80	66	56	60	49	42	-	-	-
		Fundición gris										
	K2.1.C.UT		180	74	61	52	60	49	42	-	-	-
	K2.2.C.UT		245	52	43	36	32	26	22	-	-	-
	K2.3.C.UT		175	80	66	56	60	49	42	-	-	-
		Fundición nodular										
	K3.1.C.UT		155	80	66	56	60	49	42	-	-	-
	K3.2.C.UT		215	80	66	56	60	49	42	-	-	-
	K3.3.C.UT		265	80	66	56	60	49	42	-	-	-
	K3.5.C.UT		190	80	66	56	60	49	42	-	-	-
	K5.1.C.NS		300	52	43	36	32	26	22	-	-	-
N		**Aleaciones a base de aluminio**										
	N1.2.Z.UT		60	161	131	112	-	-	-	140	115	98
	N1.2.Z.AG		100	161	131	112	-	-	-	140	115	98
	N1.3.C.UT		75	161	131	112	-	-	-	140	115	98
	N1.3.C.AG		90	100	82	70	-	-	-	80	66	56
	N1.4.C.NS		130	70	57	49	-	-	-	60	49	42
		Aleaciones a base de cobre										
	N3.3.U.UT		110	-	-	-	-	-	-	-	-	-
	N3.1.U.UT		100	-	-	-	-	-	-	-	-	-
S		**Superaleaciones con base de hierro**										
	S1.0.U.AN		200	30	25	21	-	-	-	20	16	14
		Superaleaciones con base de níquel										
	S2.0.Z.UT		275	30	25	21	-	-	-	20	16	14
	S2.0.Z.AN		250	30	25	21	-	-	-	20	16	14
	S2.1.Z.AN		125	74	61	52	-	-	-	48	39	34
		Aleaciones con base de titanio										
	S4.1.Z.UT		200	70	57	49	-	-	-	60	49	42

CoroTap - herramientas optimizadas para la versatilidad

CoroTap™ 400

Valores métricos

				E064 E074 E090 E094			E091 E096 E097 E099			E301			E302 E305 E306 E308 E309 E310 E315 E317 E323			E523 E530			E596			E890 E891 E892 E893			T115 T116		
			ULDR(xTD)	1.5	2	2.5	1.5	2	2.5	1.5	2	2.5	1.5	2	2.5	1.5	2	2.5	1.5	2	2.5	1.5	2	2.5	1.5	2	2.5
ISO	**Núm. MC**	**N/mm²**	**HB**	*v*c m/min																							
P	P1.1.Z.AN	428	125	18	15	13	33	27	23	18	15	13	33	27	23	18	15	13	33	27	23	33	27	23	73	60	51
	P1.1.Z.HT	639	190	16	13	11	30	25	21	16	13	11	30	25	21	16	13	11	30	25	21	30	25	21	73	60	51
	P1.2.Z.AN	639	190	14	11	10	27	22	19	14	11	10	27	22	19	14	11	10	27	22	19	27	22	19	73	60	51
	P1.2.Z.HT	708	210	12	10	8	24	20	17	12	10	8	24	20	17	12	10	8	24	20	17	24	20	17	49	40	34
	P1.3.Z.AN	639	190	14	11	10	27	22	19	14	11	10	27	22	19	14	11	10	27	22	19	27	22	19	73	60	51
	P1.3.Z.HT	1013	300	-	-	-	12	10	8	-	-	-	12	10	8	-	-	-	-	-	-	12	10	8	37	30	26
	P1.5.C.UT	503	150	14	11	10	27	22	19	14	11	10	27	22	19	14	11	10	27	22	19	27	22	19	73	60	51
	P2.1.Z.AN	591	175	14	11	10	27	22	19	14	11	10	27	22	19	14	11	10	27	22	19	27	22	19	73	60	51
	P2.2.Z.AN	811	240	12	10	8	24	20	17	12	10	8	24	20	17	12	10	8	24	20	17	24	20	17	49	40	34
	P2.3.Z.AN	867	260	-	-	-	12	10	8	-	-	-	12	10	8	-	-	-	-	-	-	12	10	8	37	30	26
	P2.5.Z.HT.1	961	285	-	-	-	12	10	8	-	-	-	12	10	8	-	-	-	-	-	-	12	10	8	37	30	26
	P2.6.C.UT	674	200	12	10	8	24	20	17	12	10	8	24	20	17	12	10	8	24	20	17	27	20	17	49	40	34
	P3.0.Z.AN	674	200	12	10	8	24	20	17	12	10	8	24	20	17	12	10	8	24	20	17	27	20	17	49	40	34
	P3.0.Z.HT.1	1282	380	-	-	-	-	-	-	-	-	-	-	-	-	-	-	-	-	-	-	-	-	-	-	-	-
	P3.1.Z.AN	839	250	12	10	8	24	20	17	12	10	8	24	20	17	12	10	8	24	20	17	27	20	17	49	40	34
	P5.0.Z.HT.1	1114	330	12	10	8	24	20	17	12	10	8	24	20	17	12	10	8	24	20	17	27	20	17	49	40	34
	P5.0.Z.PH	1114	330	-	-	-	6	5	4	-	-	-	12	5	4	-	-	-	-	-	-	6	5	4	31	25	21
M	M1.0.Z.AQ	674	200	-	-	-	9	7	6	-	-	-	9	7	6	-	-	-	9	7	6	9	7	6	31	25	21
	M1.0.C.UT	674	200	-	-	-	9	7	6	-	-	-	9	7	6	-	-	-	9	7	6	9	7	6	31	25	21
	M2.0.Z.AQ	961	200	-	-	-	9	7	6	-	-	-	9	7	6	-	-	-	9	7	6	9	7	6	31	25	21
	M2.0.C.AQ	674	200	-	-	-	9	7	6	-	-	-	9	7	6	-	-	-	9	7	6	9	7	6	31	25	21
	M3.1.Z.AQ	674	230	-	-	-	6	5	4	-	-	-	6	5	4	-	-	-	-	-	-	6	5	4	31	25	21
	M3.1.C.AQ	778	230	-	-	-	6	5	4	-	-	-	6	5	4	-	-	-	-	-	-	6	5	4	31	25	21
	M3.2.Z.AQ	867	260	-	-	-	6	5	4	-	-	-	6	5	4	-	-	-	-	-	-	6	5	4	31	25	21
N	N1.2.Z.UT	-	60	46	38	33	67	55	47	46	38	33	67	55	47	46	38	33	67	55	47	67	55	47	98	80	68
	N1.2.Z.AG	-	100	46	38	33	67	55	47	46	38	33	67	55	47	46	38	33	67	55	47	67	55	47	98	80	68
	N1.3.C.UT	-	75	46	38	33	67	55	47	46	38	33	67	55	47	46	38	33	67	55	47	67	55	47	98	80	68
	N1.3.C.AG	-	90	27	22	19	49	40	34	27	22	19	49	40	34	27	22	19	49	40	34	49	40	34	98	80	68
	N1.4.C.NS	-	130	-	-	-	31	25	21	-	-	-	31	25	21	-	-	-	-	-	-	31	25	21	-	-	-
	N3.1.U.UT	-	100	-	-	-	31	25	21	-	-	-	31	25	21	-	-	-	31	25	21	31	25	21	49	40	34

CoroTap - herramientas optimizadas para la versatilidad

CoroTap™ 400

Valores en pulgadas

				E064 E074 E090 E094			E091 E096 E097 E099			E301			E302 E305 E306 E308 E309 E310 E317 E323			E523 E530			E596			E890 E891 E892 E893			T115 T116		
			ULDR(xTD)	1.5	2	2.5	1.5	2	2.5	1.5	2	2.5	1.5	2	2.5	1.5	2	2.5	1.5	2	2.5	1.5	2	2.5	1.5	2	2.5
ISO	**Núm. MC**	**N/mm²**	**HB**	v_c pies/min			v_c pies/min			v_c pies/min			v_c pies/min			v_c pies/min			v_c pies/min			v_c pies/min			v_c pies/min		
P	P1.1.Z.AN	428	125	60	49	42	110	90	77	60	49	42	110	90	77	60	49	42	110	90	77	110	90	77	241	197	168
	P1.1.Z.HT	639	190	54	44	38	100	82	70	54	44	38	100	82	70	54	44	38	100	82	70	100	82	70	241	197	168
	P1.2.Z.AN	639	190	46	37	32	90	74	63	46	37	32	90	74	63	46	37	32	90	74	63	90	74	63	241	197	168
	P1.2.Z.HT	708	210	40	33	28	80	65	56	40	33	28	80	115	56	40	33	28	80	65	56	80	65	56	161	131	112
	P1.3.Z.AN	639	190	46	37	32	90	74	63	46	37	32	90	74	63	46	37	32	90	74	63	90	74	63	241	197	168
	P1.3.Z.HT	1013	300	-	-	-	40	33	28	-	-	-	40	33	28	-	-	-	-	-	-	40	33	28	120	98	84
	P1.5.C.UT	503	150	46	37	32	90	74	63	46	37	32	90	74	63	46	37	32	90	74	63	90	74	63	241	197	168
	P2.1.Z.AN	591	175	46	37	32	90	74	63	46	37	32	90	74	63	46	37	32	90	74	63	90	74	63	241	197	168
	P2.2.Z.AN	811	240	40	33	28	80	65	56	40	33	28	80	115	56	40	33	28	80	65	56	80	65	56	161	131	112
	P2.3.Z.AN	867	260	-	-	-	40	33	28	-	-	-	40	33	28	-	-	-	-	-	-	40	33	28	120	98	84
	P2.5.Z.HT.1	961	285	-	-	-	40	33	28	-	-	--	40	33	28	-	-	-	-	-	-	40	33	28	120	98	84
	P2.6.C.UT	674	200	40	33	28	80	65	56	40	33	28	80	115	56	40	33	28	80	65	56	80	65	56	161	131	112
	P3.0.Z.AN	674	200	40	33	28	80	65	56	40	33	28	80	115	56	40	33	28	80	65	56	80	65	56	161	131	112
	P3.0.Z.HT.1	1282	380	-	-	-	-	-	-	-	-	-	-	-	-	-	-	-	-	-	-	-	-	-	-	-	-
	P3.1.Z.AN	839	250	40	33	28	80	65	56	40	33	28	80	115	56	40	33	28	80	65	56	80	65	56	161	131	112
	P5.0.Z.HT.1	1114	330	40	33	28	80	65	56	40	33	28	80	115	56	40	33	28	80	65	56	80	65	56	161	131	112
	P5.0.Z.PH	1114	330	-	-	-	20	16	14	-	-	-	20	16	14	-	-	-	-	-	-	20	16	14	100	82	70
M	M1.0.Z.AQ	674	200	-	-	-	30	24	21	-	-	-	30	24	21	-	-	-	30	24	21	30	24	21	100	82	70
	M1.0.C.UT	674	200	-	-	-	30	24	21	-	-	-	30	24	21	-	-	-	30	24	21	30	24	21	100	82	70
	M2.0.Z.AQ	961	200	-	-	-	30	24	21	-	-	-	30	24	21	-	-	-	30	24	21	30	24	21	100	82	70
	M2.0.C.AQ	674	200	-	-	-	30	24	21	-	-	-	30	24	21	-	-	-	30	24	21	30	24	21	100	82	70
	M3.1.Z.AQ	674	230	-	-	-	20	16	14	-	-	-	20	16	14	-	-	-	-	-	-	20	16	14	100	82	70
	M3.1.C.AQ	778	230	-	-	-	20	16	14	-	-	-	20	16	14	-	-	-	-	-	-	20	16	14	100	82	70
	M3.2.Z.AQ	867	260	-	-	-	20	16	14	-	-	-	20	16	14	-	-	-	-	-	-	20	16	14	100	82	70
N	N1.2.Z.UT	-	60	152	125	107	221	180	154	152	125	107	221	180	154	152	125	107	221	180	154	221	180	154	321	262	225
	N1.2.Z.AG	-	100	152	125	107	221	180	154	152	125	107	221	180	154	152	125	107	221	180	154	221	180	154	321	262	225
	N1.3.C.UT	-	75	152	125	107	221	180	154	152	125	107	221	180	154	152	125	107	221	180	154	221	180	154	321	262	225
	N1.3.C.AG	-	90	88	72	62	161	131	112	88	72	62	161	131	112	88	72	62	161	131	112	161	131	112	321	262	225
	N1.4.C.NS	-	130	-	-	-	100	82	70	-	-	-	100	82	70	-	-	-	-	-	-	100	82	70	321	262	225
	N3.1.U.UT	-	100	-	-	-	100	82	70	-	-	-	100	82	70	-	-	-	100	82	70	100	82	70	161	131	112

CoroBore® 820

Herramienta para mandrinado en desbaste, diseño con tres plaquitas

Optimizada para ofrecer una alta velocidad de arranque de viruta



Aplicación

Tipos de agujero

Avellanado

Agujero pasante

Cortes discontinuos

Agujero ciego

Área de aplicación ISO

Consulte la página M26



Consulte el Catálogo de herramientas para torneado.

Gama de diámetros: 35-306 mm (1.378-12.047 pulg.)

- Juegos de correderas opcionales, con ajuste individual axial y radial, lo que reduce los costes de inventario.

- Sistema corto, rígido y compacto que proporciona una máxima estabilidad, con refrigerante a través de la herramienta para garantizar una excelente evacuación de la viruta.

- En caso de no disponer de una máquina de pre-reglaje para ajustar el diámetro de CoroBore 820, mida la distancia del pasador a la plaquita y réstele la mitad del diámetro del pasador. Multiplique esta cifra por dos para obtener el diámetro de mandrinado efectivo.

Operaciones



1

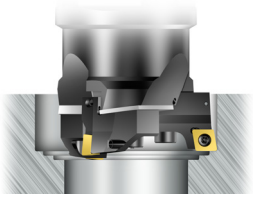

2

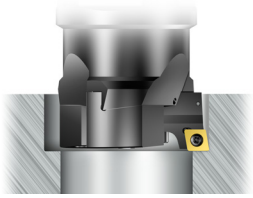

3

1. Mandrinado de triple filo
   - Se puede aplicar una mayor velocidad de avance.

2. Mandrinado escalonado de triple filo
   - Se puede aplicar una gran profundidad de corte.
   - Es necesario un conjunto de placa de apoyo que debe pedirse por separado. La dimensión LF- al utilizar el conjunto de placa de apoyo aumenta en 1-2 mm.
   - Pueden combinarse las correderas de R820x-AR... y R820x-BR... con 90° kappa

3. Mandrinado de un solo filo:
   - Es necesario disponer de dos tapas que deben pedirse por separado.

Conjunto de placa de apoyo y tapa - CoroBore® 820

Tamaño de adaptador	Juego de placas de apoyo	Espesor mm	pulg.	Tapa para CoroTurn® 107 diseño de sujeción por tornillo	Tapa para Sujeción rígida CoroTurn® RC
A	R820A-AS00A	0.5+1	.020+.039	R820A-AC10A	-
B	R820B-AS00A	0.5+1	.020+.039	R820B-AC11A	-
C	R820C-AS00A	0.5+1	.020+.039	R820C-AC15A	-
D	R820D-AS00A	0.5+1	.020+.039	R820D-AC17A	-
E	R820E-AS00A	0.8+1.6	.031+.063	R820E-AC20A	-
F	R820F-AS00A	0.8+1.6	.031+.063	R820F-AC22A	R820F-AC22A
G	R820G-AS00A	0.8+1.6	.031+.063	R820G-AC22A	R820G-AC22A
H	R820H-AS00A	1+2	.039+.079	R820H-BC24A	R820H-AC34A
I	R820I-AS00A	1+2	.039+.079	R820I-BC24A	R820I-AC34A

Velocidad de corte máx. V_c máx.: 1200 m/min (3937 pies/min)

Elección de plaquitas

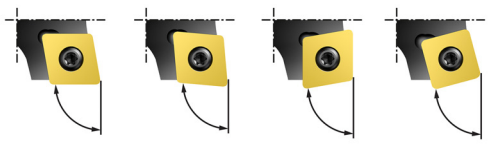

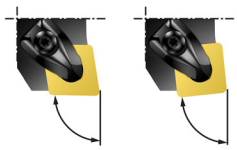

Ángulo de posición	90°	95°	75°	84°	90°	84°
Angulo	0°	-5°	15°	6°	0°	6°

CoroTurn® 107 con sujeción por tornillo

- Para aplicaciones que requieran menores fuerzas de corte

T-Max® P, CoroTurn® RC sujeción rígida

- Para una máxima economía en plaquitas, o para aplicaciones que requieran plaquitas resistentes en condiciones estables

Duobore™ 821(D)

Herramienta para mandrinado en desbaste, diseño con dos plaquitas

Primera elección para varios materiales y condiciones

Aplicación

Tipos de agujero

Avellanado

Agujero pasante

Cortes discontinuos

Agujero ciego

Área de aplicación ISO

Consulte la página M48



Consulte el Catálogo de herramientas para torneado.

Gama de diámetros: 25-150 mm (0.984-5.906 pulg.)

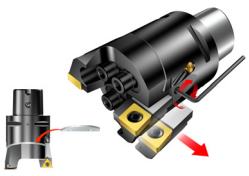

- Juegos de correderas opcionales, con ajuste individual axial y radial, lo que reduce los costes de inventario.



- Sistema corto, rígido y compacto que proporciona una máxima estabilidad, con refrigerante a través de la herramienta para garantizar una excelente evacuación de la viruta.

SilentTools®

- También disponible como herramienta antivibratoria Silent Tools® . Los adaptadores antivibratorios Silent Tools potencian la productividad al trabajar con largos voladizos.

Operaciones

1 2 3

1. Mandrinado de doble filo
   - Se puede aplicar una mayor velocidad de avance.

2. Mandrinado escalonado de doble filo
   - Se puede aplicar una gran profundidad de corte.
   - Es necesario un conjunto de placa de apoyo que debe pedirse por separado. Al utilizar placa de apoyo, la dimensión LF- aumenta 0.5-1 mm (.020-.039 pulg.)

3. Mandrinado de un solo filo:
   - Es necesaria una tapa que debe pedirse por separado.

Conjunto de placa de apoyo y tapa - DuoBore® 821 (D)

Tamaño de adaptador	Juego de placas de apoyo	Espesor mm	pulg.	Cubierta
1	5549 125-01	0.5	.020	5623 010-01
2	5549 125-02	0.5	.020	5623 010-02
3	5549 125-03	0.5	.020	5623 010-03A
4	5549 125-04	0.5	.020	5623 010-04
5	5549 125-05	1.0	.039	5623 010-05A
6	5549 125-06A	1.0	.039	5623 010-06B
7	5549 125-08	1.0	.039	5623 010-07A

Antivibratorio: 99 - 150 mm (3.90 - 5.91 pulg.) máx. 4.000 RPM. Todos los demás = máx. 6.000 RPM

Elección de plaquitas

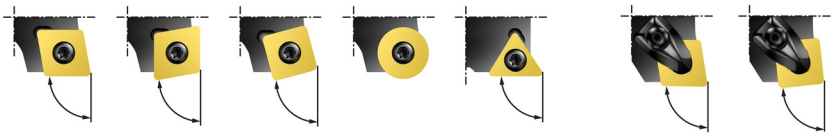

Ángulo de posición	90°	75°	75°		90°	90°	84°
Angulo	0°	15°	15°		0°	0°	6°

CoroTurn® 107 con sujeción por tornillo

- Para aplicaciones que requieran menores fuerzas de corte

T-Max® P, CoroTurn® RC sujeción rígida

- Para una máxima economía en plaquitas, o para aplicaciones que requieran plaquitas resistentes en condiciones estables

CoroBore® 820 XL

Sistema de herramientas para mandrinado en desbaste - diseño de dos plaquitas

Para mandrinado en desbaste de grandes diámetros



Consulte la página M61

Consulte el Catálogo de herramientas para torneado.

Aplicación

Tipos de agujero

Avellanado

Agujero pasante

Cortes discontinuo

Agujero ciego

Área de aplicación ISO

También disponibles como herramientas de peso ligero. Realice operaciones de mandrinado de grandes diámetros con una mayor estabilidad y sin aumentar el peso de la herramienta.

Gama de diámetros: 148-1260 mm (5.827-49.606 pulg.)

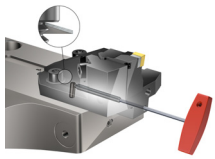

- Para realizar un ajuste radial sencillo de las correderas, apriete ligeramente los tornillos y ajuste el diámetro con la llave. Los cartuchos pueden ajustarse en dirección axial para las operaciones de mandrinado escalonado.



- Sistema rígido para una máxima estabilidad con suministro de refrigerante interior. A partir de 148 mm (5.827 pulg.) de diámetro, ajuste el tornillo del refrigerante a la posición correspondiente.

- Utilice el mismo puente/ extensión de puente para el desbaste, acabado y ranurado frontal a partir de 148 mm (5.827 pulg.) de diámetro (contrapeso necesario para acabado).



Plaquita CoroDrill 880

- Para aplicaciones que requieren plaquitas robustas y rígidas a grandes profundidades de corte

Operaciones

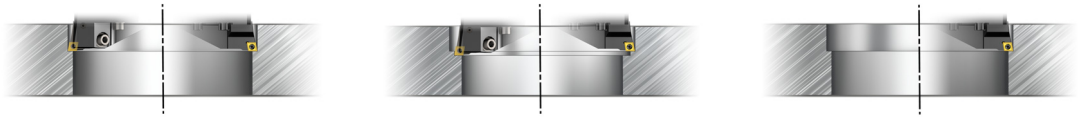

1 2 3

1. Mandrinado de doble filo
   - Se puede aplicar una mayor velocidad de avance.

2. Mandrinado escalonado de doble filo
   - Se puede aplicar una gran profundidad de corte.
   - Cartuchos axialmente ajustables +1.5 mm (+.059 pulg.), para utilizar en el mandrinado escalonado o para asegurar la misma posición axial en las dos plaquitas.
   - En el mandrinado escalonado, la dimensión LF- aumenta hasta 1.5 mm (.059 pulg.).
   - En el mandrinado escalonado, deben utilizarse cartuchos con ángulo de posición (ángulo de inclinación) de 90° (0°) kappa.

3. Mandrinado de un solo filo:
   - Ajuste el filo no utilizado a un diámetro de menor tamaño y utilícelo como contrapeso.

Convencional: V_c 1200 m/min (3937 pies/min). Peso ligero: V_c 600 m/min (1968 pies/min)

Elección de plaquitas

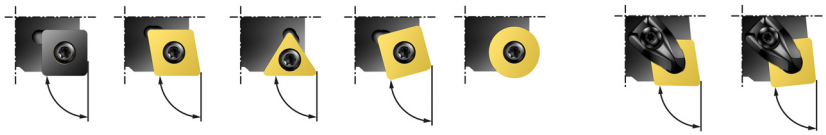

Ángulo de posición	90°	90°	90°	84°	90°	84°
Angulo	0°	0°	0°	6°	0°	6°

CoroTurn® 107 con sujeción por tornillo

- Para aplicaciones que requieran menores fuerzas de corte

T-Max® P, CoroTurn® RC sujeción rígida

- Para una máxima economía en plaquitas, o para aplicaciones que requieran plaquitas resistentes en condiciones estables

CoroBore® 824/391.37 A/B

Sistemas de mandrinado de precisión

Para mandrinado de diámetros reducidos



CoroBore® 824 disponible en acoplamientos Coromant Capto® y Coromant EH

Barras de metal duro intercambiables disponibles desde 6 mm (.236 pulg.)

Cabeza de mandrinado de precisión 391.37 A/B disponible con acoplamientos Coromant Capto y HSK

Aplicación

Tipos de agujero

Avellanado

Agujero pasante

Cortes discontinuos

Agujero ciego

P M K N S H

Área de aplicación ISO

825 - Ajusta el diámetro en 0.002 mm (.00008 pulg.) con una escala de nonio. Un giro de 360° modifica el diámetro en 0.5 mm (.020 pulg.). Modificación total del diámetro en cabeza de mandrinado de precisión de 15 mm (.590 pulg.).

Consulte la página M86

Consulte el Catálogo de herramientas para torneado.

Gama de diámetros: 1-36 mm (.039-.1.417 pulg.)

- Sistema rígido para una máxima estabilidad con suministro interior de refrigerante
- Herramientas de gran flexibilidad, elija entre los acoplamientos Coromant Capto, Coromant EH y HSK para mandrinar diferentes diámetros.
- Herramientas de mandrinado de precisión con un ajuste de precisión del diámetro de 2 micras (escala de nonio)

Operaciones

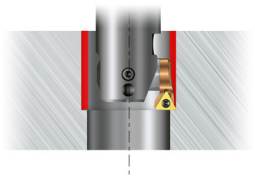

Mandrinado de un solo filo

CoroBore® 824

	Velocidad de rotación máx.:	Gama de diámetros:
$DCON_{WS}$	RPM	ADJRG
4	28000	1
6	20000	1
8	14000	1
10	10000	1.5

Cabeza de mandrinado de precisión 391.37A/B

	Velocidad de rotación máx.:	Gama de diámetros:
$DCON_{WS}$	RPM	ADJRG
12	7000	3
16	5000	3
20	3500	5

Nota.
La cabeza de mandrinado de alta velocidad 391.37B dispone de una velocidad máx. de giro de 20000 rev/min.

Uso de manguitos:
al utilizar un manguito, la gama de mandrinado cambiará a DC +10 mm (.394 pulg.)

Elección de plaquitas

Ángulo de posición	92°
Angulo	-2°

Plaquitas CoroTurn® 107

- Disponible a partir de 6 mm (.236 pulg.) de diámetro

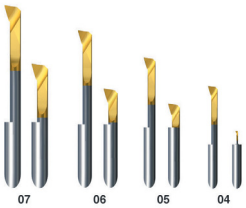

Plaquitas CoroTurn® XS

- Disponible a partir de 1 mm (.039 pulg.) de diámetro

CoroBore® 825(D)

Sistema de herramientas para mandrinado de precisión

Para mandrinado de gran precisión

Aplicación

Tipos de agujero

Avellanado

Agujero pasante

Cortes discontinuos

Agujero ciego

Área de aplicación ISO

825 - Ajusta el diámetro en 0.002 mm (.00008 pulg.) con una escala de nonio. Un giro de 360° modifica el diámetro en 0.5 mm (.020 pulg.). Modificación total del diámetro en cabeza de mandrinado de precisión de 15 mm (.590 pulg.).

También disponibles como herramientas de peso ligero. Realice operaciones de mandrinado de grandes diámetros con una mayor estabilidad y sin aumentar el peso de la herramienta.

Consulte la página M98



Consulte el Catálogo de herramientas para torneado.

Gama de diámetros: 19-167 mm (.748-6.575 pulg.)

- Cartuchos diseñados para lograr la máxima estabilidad

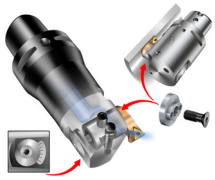

- Utilice correderas de extensión para ajuste radial y mandrinado a tracción

SilentTools®

- También disponible como herramienta antivibratoria Silent Tools® . Los adaptadores antivibratorios Silent Tools potencian la productividad al trabajar con largos voladizos.

Operaciones

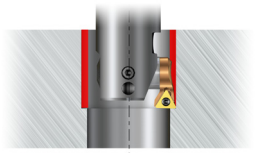

Mandrinado

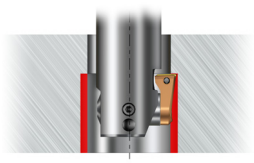

Mandrinado a tracción

Convencional:

La restricción geométrica (LU) solo es válida cuando el diámetro de mandrinado (DC) es inferior al diámetro del acoplamiento ($DCON_{MS}$). La profundidad de agujero máx. recomendada (para mandrinado convencional) cuando el diámetro de mandrinado (DC) es superior al diámetro del acoplamiento ($DCON_{MS}$) es = 4xBD (6xBD para herramientas antivibratorias).
Si no se define ninguna LU (sin restricción geométrica), la profundidad de agujero máxima recomendada es 4x$DCON_{MS}$ (6x$DCON_{MS}$ para herramientas antivibratorias)

CoroBore® 825 EH:

La posición del filo único será correcta al utilizar portaherramientas cilíndricos o cónicos EH (disponibles en acero, metal duro, metal pesado) porque permiten girar el conjunto en el adaptador portapinzas (utilizando CoroChuck 930, de ajuste contracción térmica, portapinzas) para encontrar la posición de corte del filo único.

Mandrinado a tracción (no válido para CoroBore® 826 y 825 SL)

1. Retire el tornillo del conducto de refrigerante A y atorníllelo en el conducto de refrigerante B.
2. Apriete A (si se utiliza) + B + C al par correcto.
3. Cambie la dirección del husillo al sentido contrario a las agujas del reloj (M04).

1.

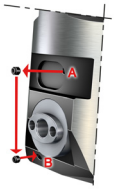

2.

Diámetro mm	pulg.	Corredera de extensión	Espesor mm	pulg.	Extensión del diámetro mm	pulg.
19-36	.748-1.417	825A-030A	+3	+.118	+6	+.236
35-56	1.377-2.205	825B-036A	+3.6	+.142	+7.2	+.283
55-1275	2.165- 50.197	825C-048A	+4.8	+.189	+9.6	+.378

Convencional: V_c 1200 m/min (3937 pies/min). **Peso ligero:** Vc 600 m/min (1968 pies/min)
Antivibratorio:
Diámetro ≤ 29 mm (1.14"): V_c 430 m/min (1410 pies/min)
Diámetro ≤ 36 mm (1.42"): V_c 520 m/min (1705 pies/min)
Diámetro ≥ 36 mm (1.42"): V_c 600 m/min (1968 pies/min)

Elección de plaquitas

Plaquitas CoroTurn® 107 y CoroTurn® 111

Ángulo de posición	92°	95°
Angulo	-2°	-5°

CoroTurn® 107:
TC.. 06, 09
(TC.. 1.2, 1.8)



CoroTurn® 107:
TC.. 1103
TC.. 22



CoroTurn® 107:
CCMT 09
(CCMT3 (2.5))

CoroTurn® 111:
TP. 06, 09, 1103
(TC.. 1.2, 1.8, TC.. 22)

CoroBore® 825(D) XL/CoroBore® 826(D) XL

Sistema de herramientas para mandrinado de precisión

Para mandrinado de grandes diámetros



Ajuste de diámetro:

825 - Ajusta el diámetro en 0.002 mm (.00008 pulg.) con una escala de nonio. Un giro de 360° modifica el diámetro en 0.5 mm (.020 pulg.). Modificación total del diámetro en cabeza de mandrinado de precisión de 15 mm (.590 pulg.).
826 - Cada clic ajusta el diámetro en 0.002 mm (.00008 pulg.). Un giro de 360° modifica el diámetro en 0.1 mm (.0039 pulg.).Modificación total del diámetro en cabezas de mandrinado de precisión de 1 mm (.039 pulg.).

Aplicación

Tipos de agujero

Avellanado

Agujero pasante

Cortes discontinuos

Agujero ciego

Área de aplicación ISO

Consulte la página M104


Consulte el Catálogo de herramientas para torneado.

También disponible como herramienta CoroBore de peso ligero. Realice operaciones de mandrinado de grandes diámetros con una mayor estabilidad y sin aumentar el peso de la herramienta.

Gama de diámetros: 148–1275 mm(5.827–50.197 pulg.)

- Cartuchos diseñados para lograr la máxima estabilidad


- Utilice correderas de extensión para ajuste radial y mandrinado a tracción

- Utilice el mismo puente/ extensión de puente para el desbaste, acabado y ranurado frontal a partir de 150 mm (5.906 pulg.) de diámetro (contrapeso necesario para acabado).

SilentTools®
- También disponible como herramienta antivibratoria Silent Tools® . Los adaptadores antivibratorios Silent Tools potencian la productividad al trabajar con largos voladizos.

Operaciones



Mandrinado

Mandrinado a tracción



Operaciones exteriores

Portaherramientas para CoroBore XL, diámetro de 150–1275 mm (5.906–50.197 pulg.)

Debe comprarse por separado. Adaptadores disponibles: C8, C10, HSK-A 100, HSK-A 125, CAT-V 50, ISO 7388/1, MAS BT 50

Mandrinado a tracción (no válido para CoroBore® 826 y 825 SL)

1. Retire el tornillo del conducto de refrigerante A y atorníllelo en el conducto de refrigerante B.
2. Apriete A (si se utiliza) + B + C al par correcto.
3. Cambie la dirección del husillo al sentido contrario a las agujas del reloj (M04).

1.

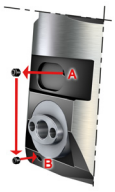

2.

Diámetro mm	Diámetro pulg.	Corredera de extensión	Espesor mm	Espesor pulg.	Extensión del diámetro mm	Extensión del diámetro pulg.
55-1275	2.165- 50.197	825C-048A	+4.8	+.189	+9.6	+.378

Convencional:V_c 1200 m/min (3937 pies/min). **Peso ligero:** Vc 600 m/min (1968 pies/min). **Antivibratorio:**V_c 600 m/min (1968 pies/min)

Elección de plaquitas

Plaquitas CoroTurn® 107 y CoroTurn® 111

Ángulo de posición	92°	95°
Angulo	-2°	-5°

CoroTurn® 107
TCMT1103
(TCMT 22)

CoroTurn® 111
TPMT11
(TPMT 22)



CoroTurn® 107:
CCMT 09
(CCMT3 (2.5))

CoroBore® 825 SL

Herramientas para ranurado frontal

Para ranurado axial



Aplicación

-Ranurado axial

Área de aplicación ISO



Consulte la página M133



consultar el Catálogo de herramientas para torneado.

Gama de productos

- Debe utilizarse la lama de ranurado frontal CoroTurn SL.
- Tipo: Lama convexa a izquierda
- Basada en la gama estándar SL 32
- La gama de diámetros de la lama y de la herramienta deben ajustarse al requisito del componente.* Para obtener más información sobre lamas, consulte el Catálogo de herramientas de torneado.

825 - Ajusta el diámetro en 0.002 mm (.00008 pulg.) con una escala de nonio. Un giro de 360° modifica el diámetro en 0.5 mm (.020 pulg.). Modificación total del diámetro en cabeza de mandrinado de precisión de 15 mm (.590 pulg.).

* La lama y las plaquitas se piden por separado.

Gama de diámetros: 47-1275 mm (1.850-50.197 pulg.)

- Posibilidad de utilizar todas las plaquitas del sistema CoroCut de 1 y 2 filos en sus diferentes geometrías y calidades
- Cabeza de ranurado frontal de ajuste radial preciso para el prerreglaje con el mismo adaptador que la cabeza de mandrinado de precisión CoroBore 825
- Herramientas estables y fiables para ranurado frontal, con suministro de refrigerante interior al filo de corte

Cómo elegir su kit de montaje

Identifique los conceptos de herramienta

1

- Defina el tipo de aplicación
- Identifique su tipo de aplicación: desbaste, acabado o ranurado frontal. Tenga en cuenta las características del agujero a mecanizar, las limitaciones, el material y la máquina.

2

- Seleccione un sistema de mandrinado
- Identifique su tipo de operación: mandrinado de varios filos, mandrinado de un filo, mandrinado escalonado, mandrinado a tracción y mandrinado exterior para encontrar las gamas de diámetro disponibles y los accesorios necesarios.

  Nota: recuerde calcular el consumo de potencia y el par de la aplicación.

3

- Siga las indicaciones de la página para encontrar las páginas de pedido de los kits de montaje y accesorios
- Para obtener más información sobre todos los componentes disponibles, consulte la página M19.

Seleccione un kit de montaje - páginas de pedido

4

- Seleccione las plaquitas en función de los requisitos del agujero: defina el ángulo de posición y el tipo de plaquita.
- Seleccione el diámetro de mandrinado y el tamaño del acoplamiento para encontrar el código del kit de montaje correspondiente. Intente utilizar siempre el acoplamiento más grande posible.

5

- Seleccione el accesorio (de ser necesario) para completar el montaje de la herramienta, consulte la página M41

Selección de componentes de sistemas portaherramientas

6

- Si es necesario, encontrará la selección completa de adaptadores del lado de la máquina, extensiones y reducciones para construir su herramienta modular en la página M18.
- Portaherramientas CoroBore XL, página M139
- Intente siempre mantener las herramientas lo más cortas posible.

Selección de plaquitas

7

- Para obtener más información sobre recomendaciones iniciales y plaquitas para operaciones de mandrinado, consulte la página M147.

8

- Para pedir plaquitas, consulte el catálogo de torneado

Las piezas incluidas en los kits de montaje y las piezas de repuesto están disponibles en el Catálogo de piezas de repuesto.

Cómo seleccionar un componente para herramientas de mandrinar

Identifique los conceptos de herramienta

1

- Defina el tipo de aplicación
- Identifique su tipo de aplicación: desbaste, acabado o ranurado frontal. Tenga en cuenta las características del agujero a mecanizar, las limitaciones, el material y la máquina.

2

- Seleccione un sistema de mandrinado
- Identifique su tipo de operación: mandrinado de varios filos, mandrinado de un filo, mandrinado escalonado, mandrinado a tracción y mandrinado exterior para encontrar las gamas de diámetro disponibles y los accesorios necesarios.

  Nota: recuerde calcular el consumo de potencia y el par de la aplicación.

3

- Siga las indicaciones de la página para encontrar las páginas de pedido de los componentes y accesorios

Seleccione los componentes de la herramienta de mandrinar - páginas de pedido

4

- Seleccione las plaquitas en función de los requisitos del agujero: defina el ángulo de posición y el tipo de plaquita.
- Seleccione el diámetro de mandrinado y/o el tamaño del acoplamiento para encontrar el componente de herramienta de mandrinar correspondiente. Intente utilizar siempre el acoplamiento más grande posible.

5

- Seleccione el accesorio (de ser necesario) para completar el montaje de la herramienta, consulte la página M20

Selección de componentes de sistemas portaherramientas

6

- Si es necesario, encontrará la selección completa de adaptadores del lado de la máquina, extensiones y reducciones para construir su herramienta modular en la página M18.
- Portaherramientas CoroBore XL, página M139

Selección de plaquitas

7

- Para obtener más información sobre recomendaciones iniciales y plaquitas para operaciones de mandrinado, consulte la página M147.

8

- Para pedir plaquitas, consulte el catálogo de torneado

Las piezas de repuesto están disponibles en el Catálogo de piezas de repuesto.

Cómo seleccionar una herramienta de ranurado frontal

Seleccione el concepto de herramienta

1

- El conjunto de montaje de la herramienta, sin lama ni plaquita, se elige en el proceso de selección del código del kit de montaje.

Seleccione las lamas

2

- Identifique las lamas de ranurado frontal:
- El diámetro del primer corte debe corresponderse con el diámetro de la aplicación de ranurado frontal.
- La anchura de la ranura influirá en la selección de la lama y las plaquitas.

- Utilice solo lamas con adaptador del lado de la máquina del tipo SL32, a izquierda, convexas (A).
- La dimensión de la lama LF = 18 mm (.709 pulg.) se corresponde al diámetro máximo conforme al código del kit de montaje.
- LF = 14 mm (.551 pulg.) reduce la gama de diámetros de la herramienta de ranurado en 8 mm (.315 pulg.).
- Consulte la gama de lamas en el catálogo de herramientas de torneado más actual.

Selección de plaquitas

3

- Elija entre las plaquitas del sistema CoroCut de 1 y 2 filos.
- Consulte la gama de lamas en el catálogo de herramientas de torneado más actual.

Las piezas incluidas en los kits de montaje y las piezas de repuesto están disponibles en el Catálogo de piezas de repuesto.

Mandrinado – herramientas modulares

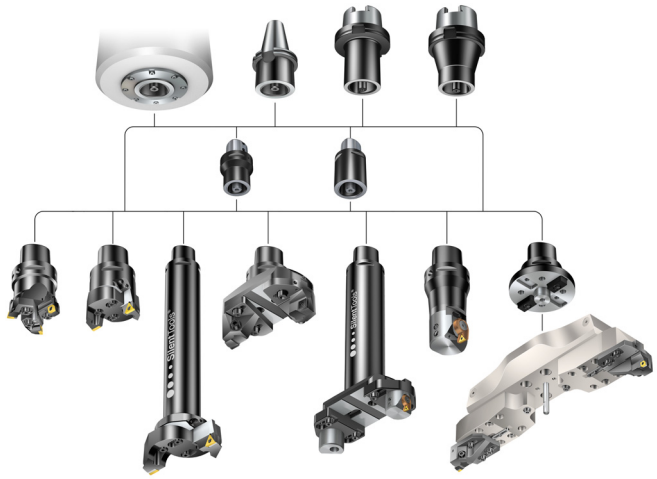

La resistencia a la flexión y la transmisión del par son los factores más importantes al seleccionar un portaherramientas para operaciones de mandrinado. Para obtener una mayor estabilidad y calidad del agujero, utilice los adaptadores para máquinas Coromant Capto combinados con herramientas de mandrinar como una solución modular de herramienta.

Utilice el sistema Coromant Capto como acoplamiento modular para combinar adaptadores convencionales, de extensión y del lado de la máquina y conseguir así una mayor flexibilidad.

- Reduzca el inventario y el coste de su inversión en herramientas
- Utilice adaptadores de extensión y de reducción para optimizar la longitud
- La precisión y la estabilidad permiten utilizar unos mayores datos de corte

Consejos e indicaciones

- Para obtener la mejor estabilidad posible, fíjelo directamente al husillo
- Para obtener una estabilidad máxima, opte por el tamaño de acoplamiento más grande posible y el voladizo más corto posible
- Aumente la rigidez dinámica añadiendo un mecanismo antivibratorio
- Para largos voladizos (>4 x el diámetro del acoplamiento), utilice herramientas especiales (Silent tools)
- En caso de necesitar reducciones, utilice la versión cónica si es posible
- Hay disponibles adaptadores Coromant Capto Tailor Made de reducción/extensión para obtener un diseño optimizado y, por tanto, una máxima estabilidad
- Para largos voladizos, una máquina-herramienta con un acoplamiento del lado de la máquina con contacto de brida ofrece el mejor rendimiento. Por ejemplo: acoplamiento Coromant Capto, HSK, Big-Plus
- Para evitar atascos de la viruta, asegúrese de que la viruta se evacua correctamente del componente

CoroBore – Códigos de los kits de montaje

- Un único código de pedido; componentes suministrados en un mismo paquete
- Sencilla selección de la herramienta para la aplicación específica
- Disponibilidad de planos en formato DXF y 3D; una gran ayuda para programadores CAM
- Los componentes como cartuchos, correderas, extensiones de corredera, etc. que no se venden como parte de la herramienta completa están disponibles como componentes independientes.
- Las llaves necesarias están incluidas en cada kit de herramientas

Piezas incluidas en el kit de montaje:

CoroBore – Herramientas de mandrinado en desbaste

CoroBore® 820	Ø 35–167 mm (1.378–6.57 pulg.) - Corredera (3 pzs) - Adaptador (1 pieza)	
DuoBore™ 821	Ø 25–150 mm (0.984–5.906 pulg.) - Corredera (2 pzs) - Adaptador (1 pieza)	
CoroBore® 820 XL	Ø 148–300 mm (5.827–11.811 pulg.) - Cartucho (2 pzs) - Corredera (2 pzs) - Adaptador (1 pieza) Ø 538 - 1260 mm (21.181 - 49.606 pulg.) - Cartucho (2 pzs) - Corredera (2 pzs) - Extensión del puente (2 pzs) - Puente (1 pieza)	Ø 298–540 mm (11.732–21.259 pulg.) - Cartucho (2 pzs) - Corredera (2 pzs) - Puente (1 pieza)

CoroBore – Herramientas de mandrinado de precisión

CoroBore 825	Ø 19–167 mm (0.748–6.57 pulg.) - Cartucho (1 pieza) - Adaptador (1 pieza)	
CoroBore 825 XL, CoroBore 826 XL	825: Ø 148–315 mm (5.709–12.402 pulg.) 826: Ø 148–300 mm (5.709–11.811 pulg.) - Cartucho (1 pieza) - Cabeza de mandrinado de precisión 825/826 (1 pieza) - Corredera (1 pieza) - Contrapeso (1 pieza) - Adaptador (1 pieza) 825: Ø 538–1275 mm (21.181–50.196 pulg.) 826: Ø 538–1260 mm (21.181–49.606 pulg.) - Cartucho (1 pieza) - Cabeza de mandrinado de precisión 825/826 (1 pieza) - Corredera (1 pieza) - Contrapeso (1 pieza) - Extensión del puente (2 pzs) - Puente (1 pieza)	825: Ø 298–555 mm (11.732–21.850 pieza) 826: Ø 298–540 mm (11.732–21.259 pulg.) - Cartucho (1 pieza) - Cabeza de mandrinado de precisión 825/826 (1 pieza) - Corredera (1 pieza) - Contrapeso (1 pieza) - Puente (1 pieza)

Mandrinado a tracción

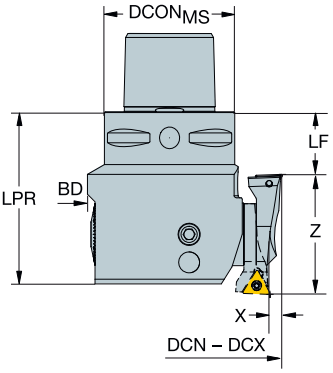

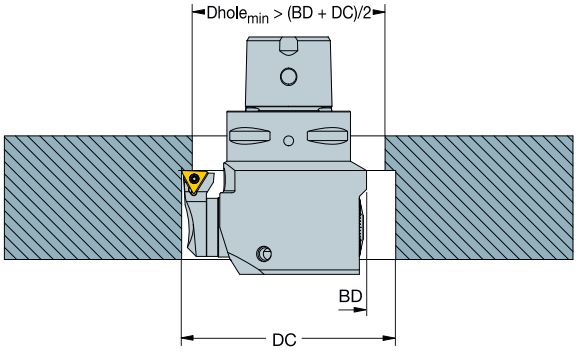

Tamaño de cartucho	Z (mm)	X (mm)
A	22	3.0
B	34	3.6
C	46	4.8

Mandrinado a tracción para CoroBore® 825

En el mandrinado a tracción, LF se reducirá en dos LF del cartucho. Es decir:
- LF – 22 mm para el tamaño A (p. ej. R825A-AF**11**STUC06T1A)
- LF – 34 mm para el tamaño B (e.g. R825B-AF**17**STUC0902A)
- LF – 46 mm para el tamaño C (p. ej. R825C-AF**23**STUC1103A)
- Aviso: cambie la dirección de giro -> a izquierda.

DC se incrementará en dos WF de la extensión de la corredera. Es decir:
- 2 x 3.0 = 6.0 mm para el tamaño A (825A-**030**A)
- 2 x 3.6 = 7.2 mm para el tamaño B (825B-**036**A)
- 2 x 4.8 = 9.6 mm para el tamaño C (825C-**048**A)
- Cálculo de diámetro de agujero mínimo posible: $Dhole_{min}$ = (BD+DC)/2+1

Mandrinado a tracción para CoroBore® 825XL

En el mandrinado a tracción, LF se reducirá en dos LF del cartucho. Es decir:
- LF – 46 mm para el tamaño C (p. ej. R825C-AF**23**STUC1103A)
- Aviso: cambie la dirección de giro -> a izquierda.

DC se incrementará en dos WF de la extensión de la corredera. Es decir:
- 2 x 4.8 = 9.6 mm para el tamaño C (825C-**048**A)
- Cálculo de diámetro de agujero mínimo posible: $Dhole_{min}$>(DC+DC-26)/2

Además, es necesario ajustar la cabeza de mandrinado de precisión A34 al máximo.
Ejemplo: Gama de diámetros para 825-215TC11-C6
- **DCN (mandrinado a tracción)** = (DCN(frontal))+(2x recorrido A34-R825)+ (2x extensión de corredera) = 148 mm + 15 mm + 9,6 mm = **172,6 mm**
- **DCX (mandrinado a tracción)**= (DCX(frontal))+ (2x extensión de corredera) = 215 mm +9,6 mm = **224,6 mm**

Mandrinado exterior

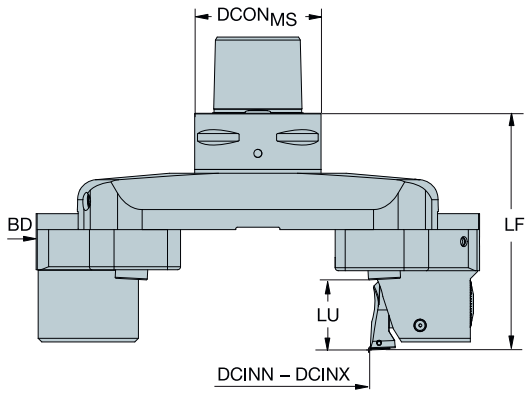

Exterior para CoroBore® 825XL

En el mandrinado exterior, LF será igual.
Ejemplo: Gama de diámetros para 825-215TC11-C6

- **DCN (exterior)** = DCN(frontal)-(2x DMIN A34-R825)-(2x recorrido A34-R825) = 148 mm-110 mm-15 mm = **23 mm**
- **DCX (exterior)** = DCX(frontal)-(2x DMIN A34-R825)-(2x recorrido A34-R825) = 215 mm- 110 mm -15 mm = **90 mm**
- Aviso: cambie la dirección de giro -> a izquierda.

La longitud útil para el mandrinado exterior en diámetros de 23 mm a 190 mm (Mandrinado frontal: 148 mm a 315 mm) es 34 mm.
La longitud útil para el mandrinado exterior en diámetros de 173 mm a 1150 mm (Mandrinado frontal: 298 mm a 1275 mm) es 28 mm.

Mandrinado exterior para CoroBore® 826XL

En el mandrinado exterior, LF será igual.
Ejemplo: Gama de diámetros para 826-200TC11-C6

- **DCN (exterior)**= DCN(frontal)-(2xDMIN A34-R825) = 148 mm-110 mm = **38 mm**
- **DCX (exterior)** = DCX(frontal)-(2xDMIN A34-R825) = 200 mm- 110 mm = **90 mm**
- Aviso: cambie la dirección de giro -> a izquierda.

La longitud útil para el mandrinado exterior en diámetros de 38 mm a 190 mm (Mandrinado frontal: 148 mm a 300 mm) es 34 mm.
La longitud útil para el mandrinado exterior en diámetros de 188 mm a 1150 mm (Mandrinado frontal: 298 mm a 1260 mm) es 28 mm.

	Desbaste				
	 CoroBore® 820	DuoBore™ 821	SilentTools® DuoBore™ 821 D	CoroBore® 820 XL	 CoroBore® 820L XL
Concepto de herramienta	Convencional	Convencional	Antivibratorio	Convencional	Peso ligero
Gama de mandrinado, mm (pulg.)	35-306 (1.378-12.047)	25-150 (.984-5.906)	25-150 (.984-5.906)	148-300 (5.827-7.874)	148-300 (5.827-7.874)
Página	M26	M43	M48	M61	M66
Tolerancia de agujero	IT9	IT9	IT9	IT9	IT9
Tipo de escala de ajuste de precisión	-	-	-	-	-
Número de filos	3	2	2	2	2
Refrigerante	Interior	Internal	Interior	Interior	Internal
Tipo de operación de mandrinado	Mandrinado de varios filos Mandrinado escalonado Mandrinado de un solo filo	Mandrinado de varios filos Mandrinado escalonado Mandrinado de un solo filo	Mandrinado de varios filos Mandrinado escalonado Mandrinado de un solo filo	Mandrinado de varios filos Mandrinado escalonado Mandrinado de un solo filo	Mandrinado de varios filos Mandrinado escalonado Mandrinado de un solo filo
Tipo de lama	-	-	-	-	-
Elección de plaquitas	CoroTurn® 107 T-Max® P	CoroTurn® 107 T-Max® P	CoroTurn® 107	CoroTurn® 107 T-Max® P CoroDrill® 880	CoroTurn® 107 T-Max® P CoroDrill® 880
Tipo de acoplamiento	Coromant Capto®	Coromant Capto®	Coromant Capto®	Coromant Capto®	40S con círculo de 4 pernos
Longitud de la herramienta					

	Desbaste	Acabado			
					
	CoroBore® 820 XL	CoroBore® 824	391.37A/B	CoroBore® 825	CoroBore® 825
Concepto de herramienta	Convencional	Convencional	Convencional	Convencional	Convencional
Gama de mandrinado, mm (pulg.)	148-1260 (5.827-49.606)	1-20 (.039-.787)	3-36 (.118-1.417)	19-36(.748-1.417)	19-167 (.748-6.575)
Página	M68	M86	M93	M98	M100
Tolerancia de agujero	IT9	IT6	IT6	IT6	IT6
Tipo de escala de ajuste de precisión	-	825	825	825	825
Número de filos	2	1	1	1	1
Refrigerante	Internal	Interior	Interior	Interior	Internal
Tipo de operación de mandrinado	Mandrinado de varios filos Mandrinado escalonado Mandrinado de un solo filo	Mandrinado de un solo filo	Mandrinado de un solo filo	Mandrinado de un solo filo Mandrinado a tracción	Mandrinado de un solo filo Mandrinado a tracción
Tipo de lama	-	-	-		-
Elección de plaquitas	CoroTurn® 107 T-Max® P CoroDrill® 880	CoroTurn® 107 CoroTurn® XS	CoroTurn® 107 Barras integrales con geometría rectificada	CoroTurn® 107 CoroTurn® 111	CoroTurn® 107 CoroTurn® 111
Tipo de acoplamiento	40X con círculo de 4 pernos	Coromant Capto® Coromant EH	Coromant Capto® HSK	Coromant EH Mango cilíndrico	Coromant Capto® HSK
Longitud de la herramienta					

	Acabado				
					
	CoroBore® 825L	SilentTools® CoroBore® 825D	CoroBore® 825 XL/ CoroBore® 826 XL	CoroBore® 825L XL/ CoroBore® 826L XL	CoroBore® 825L XL/ CoroBore® 826L XL
Concepto de herramienta	Peso ligero	Antivibratorio	Convencional	Peso ligero	Peso ligero
Gama de mandrinado, mm (pulg.)	69-167 (2.717-6.575)	23-167 (.906-6.575)	148-315 (5.827-12.402)	148-315 (5.827-12.402)	148-315 (5.827-12.402)
Página	M102	M103	M104	M106	M108
Tolerancia de agujero	IT6	IT6	IT6	IT6	IT6
Tipo de escala de ajuste de precisión	825	825	825, 826	825, 826	825, 826
Número de filos	1	1	1	1	1
Refrigerante	Internal	Internal	Interior	Internal	Interior
Tipo de operación de mandrinado	Mandrinado de un solo filo Mandrinado a tracción	Mandrinado de un solo filo Mandrinado a tracción	Mandrinado de un solo filo Mandrinado a tracción Mandrinado exterior	Mandrinado de un solo filo Mandrinado a tracción Mandrinado exterior	Mandrinado de un solo filo Mandrinado a tracción Mandrinado exterior
Tipo de lama	-	-	-	-	-
Elección de plaquitas	CoroTurn® 107 CoroTurn® 111	CoroTurn® 107 CoroTurn® 111	CoroTurn® 107 CoroTurn® 111	CoroTurn® 107 CoroTurn® 111	CoroTurn® 107 CoroTurn® 111
Tipo de acoplamiento	Coromant Capto®	Coromant Capto®	Coromant Capto®	40S con círculo de 4 pernos	Coromant Capto®
Longitud de la herramienta					

	Acabado		Ranurado frontal		
					
	CoroBore ® 825D XL, CoroBore ® 826D XL	CoroBore® 825 XL/ CoroBore® 826 XL	CoroBore® 825 SL	CoroBore® 825 SL XL	CoroBore® 825 SL XL
Concepto de herramienta	Antivibratorio	Convencional	Convencional	Convencional	Convencional
Gama de mandrinado, mm (pulg.)	298-315 (5.827-12.402)	298-1275 (11.732-50.197)	47-150 (1.850-5.906)	148-315 (5.827-12.402)	298-1275 (11.732-50.197)
Página	M110	M112	M133	M134	M135
Tolerancia de agujero	IT6	IT6	IT7	IT7	IT7
Tipo de escala de ajuste de precisión	825, 826	825, 826	825	825	825
Número de filos	1	1	1	1	1
Refrigerante	Internal	Interior	Internal	Interior	Internal
Tipo de operación de mandrinado	Mandrinado de un solo filo Mandrinado a tracción Mandrinado exterior	Mandrinado de un solo filo Mandrinado a tracción Mandrinado exterior	Ranurado frontal	Ranurado frontal	Ranurado frontal
Tipo de lama	-	-	SL32 Diseño de lama convexa (A) A izquierda	SL32 Diseño de lama convexa (A) A izquierda	SL32 Diseño de lama convexa (A) A izquierda
Elección de plaquitas	CoroTurn® 107 CoroTurn® 111	CoroTurn® 107 CoroTurn® 111	CoroCut®	CoroCut®	CoroCut®
Tipo de acoplamiento	Coromant Capto®	40X con círculo de 4 pernos	Coromant Capto®	Coromant Capto®	40X con círculo de 4 pernos
Longitud de la herramienta					

Herramienta de mandrinado en desbaste CoroBore® 820

Coromant Capto® - Suministro de refrigerante interior

Hasta 3 filos





CCMT, CCGT
CCGX, CCET

CCMW

KAPR
DSGN

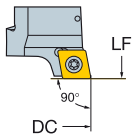

90°
1

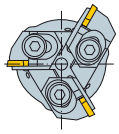

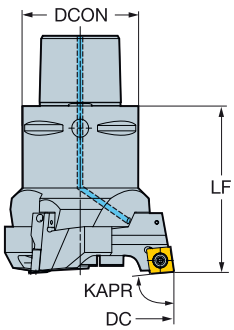

90°
2

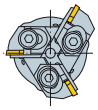

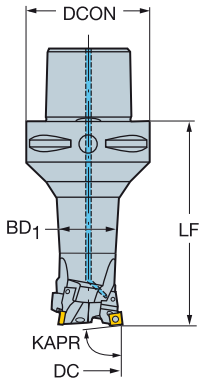

DCN	DCX		IC	CZC_{MS}	CNSC	DSGN	Código de pedido	Dimensiones, mm, pulg. DCON	ULDR	LF	BD_1	CP Bar/PSI	Nm	Kg	CICT	MIID
35.0	40.5	06	1/4	C3	1	1	**820-41CC06-C3**	32.00		48.00		20	0.9	0.250	3	CCMT 06 02 04
1.378	*1.594*							*1.260*		*1.890*		*290*				*CCMT 2(1.5)1*
35.0	40.5	06	1/4	C4	1	2	**820-41CC06-C4**	40.00	1.50	83.00	34.00	20	0.9	0.640	3	CCMT 06 02 04
1.378	*1.594*							*1.575*		*3.268*	*1.339*	*290*				*CCMT 2(1.5)1*
39.5	45.0	06	1/4	C3	1	1	**820-45CC06-C3**	32.00		48.00		20	0.9	0.280	3	CCMT 06 02 04
1.555	*1.772*							*1.260*		*1.890*		*290*				*CCMT 2(1.5)1*
39.5	45.0	06	1/4	C4	1	2	**820-45CC06-C4**	40.00	1.50	48.00	38.50	20	0.9	0.670	3	CCMT 06 02 04
1.555	*1.772*							*1.575*		*1.890*	*1.516*	*290*				*CCMT 2(1.5)1*
44.0	50.5	06	1/4	C4	1	1	**820-51CC06-C4**	40.00		56.00		20	0.9	0.620	3	CCMT 06 02 04
1.732	*1.988*							*1.575*		*2.205*		*290*				*CCMT 2(1.5)1*
44.0	50.5	06	1/4	C5	1	2	**820-51CC06-C5**	50.00	1.50	98.00	43.00	20	0.9	1.180	3	CCMT 06 02 04
1.732	*1.988*							*1.969*		*3.858*	*1.693*	*290*				*CCMT 2(1.5)1*
49.5	56.0	06	1/4	C4	1	1	**820-56CC06-C4**	40.00		56.00		20	0.9	0.650	3	CCMT 06 02 04
1.949	*2.205*							*1.575*		*2.205*		*290*				*CCMT 2(1.5)1*
49.5	56.0	09	3/8	C4	1	1	**820-56CC09-C4**	40.00		58.00		20	3.0	0.680	3	CCMT 09 T3 08
1.949	*2.205*							*1.575*		*2.283*		*290*				*CCMT 3(2.5)2*
49.5	56.0	06	1/4	C5	1	2	**820-56CC06-C5**	50.00	1.50	98.00	48.50	20	0.9	1.210	3	CCMT 06 02 04
1.949	*2.205*							*1.969*		*3.858*	*1.909*	*290*				*CCMT 2(1.5)1*
49.5	56.0	09	3/8	C5	1	2	**820-56CC09-C5**	50.00	1.50	100.00	48.50	20	3.0	1.240	3	CCMT 09 T3 08
1.949	*2.205*							*1.969*		*3.937*	*1.909*	*290*				*CCMT 3(2.5)2*
55.0	63.0	09	3/8	C5	1	1	**820-63CC09-C5**	50.00		66.00		20	3.0	0.890	3	CCMT 09 T3 08
2.165	*2.480*							*1.969*		*2.598*		*290*				*CCMT 3(2.5)2*
55.0	63.0	09	3/8	C6	1	2	**820-63CC09-C6**	63.00	1.50	120.00	54.00	20	3.0	1.980	3	CCMT 09 T3 08
2.165	*2.480*							*2.480*		*4.724*	*2.126*	*290*				*CCMT 3(2.5)2*
62.0	70.0	09	3/8	C5	1	1	**820-70CC09-C5**	50.00		66.00		20	3.0	0.920	3	CCMT 09 T3 08
2.441	*2.756*							*1.969*		*2.598*		*290*				*CCMT 3(2.5)2*
62.0	70.0	12	1/2	C5	1	1	**820-70CC12-C5**	50.00		68.00		20	3.0	0.980	3	CCMT 12 04 08
2.441	*2.756*							*1.969*		*2.677*		*290*				*CCMT 432*

O5

ISO 13399 Q1

CNSC CXSC Q35

C3 – D C Q28

SANDVIK Coromant

Herramienta de mandrinado en desbaste CoroBore® 820

Coromant Capto® - Suministro de refrigerante interior

Hasta 3 filos





CCMT, CCGT
CCGX, CCET

CCMW

KAPR
DSGN

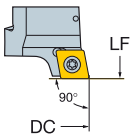

90°
1

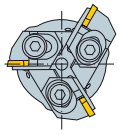

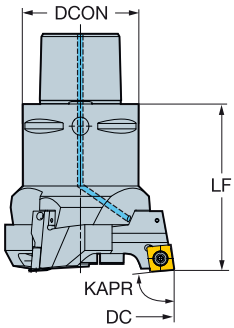

90°
2

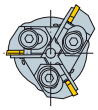

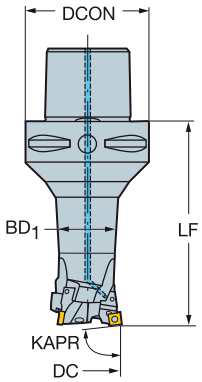

DCN	DCX		IC	CZC_{MS}	CNSC	DSGN	Código de pedido	Dimensiones, mm, pulg. DCON	ULDR	LF	BD_1	CP Bar/PSI	Nm	Kg	CICT	MIID
62.0	70.0	09	3/8	C6	1	2	820-70CC09-C6	63.00	1.50	120.00	61.00	20	3.0	2.040	3	CCMT 09 T3 08
2.441	*2.756*							*2.480*		*4.724*	*2.402*	*290*				*CCMT 3(2.5)2*
62.0	70.0	12	1/2	C6	1	2	820-70CC12-C6	63.00	1.50	122.00	61.00	20	3.0	2.070	3	CCMT 12 04 08
2.441	*2.756*							*2.480*		*4.803*	*2.402*	*290*				*CCMT 432*
69.0	78.5	09	3/8	C5	1	1	820-79CC09-C5	50.00		70.00		20	3.0	1.150	3	CCMT 09 T3 08
2.717	*3.091*							*1.969*		*2.756*		*290*				*CCMT 3(2.5)2*
69.0	78.5	12	1/2	C5	1	1	820-79CC12-C5	50.00		70.00		20	3.0	1.180	3	CCMT 12 04 08
2.717	*3.091*							*1.969*		*2.756*		*290*				*CCMT 432*
69.0	78.5	09	3/8	C6	1	1	820-79CC09-C6	63.00		78.00		20	3.0	2.100	3	CCMT 09 T3 08
2.717	*3.091*							*2.480*		*3.071*		*290*				*CCMT 3(2.5)2*
69.0	78.5	12	1/2	C6	1	1	820-79CC12-C6	63.00		78.00		20	3.0	2.130	3	CCMT 12 04 08
2.717	*3.091*							*2.480*		*3.071*		*290*				*CCMT 432*
77.5	87.0	09	3/8	C5	1	1	820-87CC09-C5	50.00		70.00		20	3.0	1.210	3	CCMT 09 T3 08
3.051	*3.425*							*1.969*		*2.756*		*290*				*CCMT 3(2.5)2*
77.5	87.0	12	1/2	C5	1	1	820-87CC12-C5	50.00		70.00		20	3.0	1.210	3	CCMT 12 04 08
3.051	*3.425*							*1.969*		*2.756*		*290*				*CCMT 432*
77.5	87.0	09	3/8	C6	1	1	820-87CC09-C6	63.00		78.00		20	3.0	2.160	3	CCMT 09 T3 08
3.051	*3.425*							*2.480*		*3.071*		*290*				*CCMT 3(2.5)2*
77.5	87.0	12	1/2	C6	1	1	820-87CC12-C6	63.00		78.00		20	3.0	2.160	3	CCMT 12 04 08
3.051	*3.425*							*2.480*		*3.071*		*290*				*CCMT 432*
86.0	97.0	12	1/2	C6	1	1	820-97CC12-C6	63.00		90.00		20	3.0	2.280	3	CCMT 12 04 08
3.386	*3.819*							*2.480*		*3.543*		*290*				*CCMT 432*
86.0	97.0	12	1/2	C8	1	1	820-97CC12-C8	80.00		94.00		20	3.0	3.300	3	CCMT 12 04 08
3.386	*3.819*							*3.150*		*3.701*		*290*				*CCMT 432*
96.0	107.0	12	1/2	C6	1	1	820-107CC12-C6	63.00		90.00		20	3.0	2.340	3	CCMT 12 04 08
3.780	*4.213*							*2.480*		*3.543*		*290*				*CCMT 432*
96.0	107.0	12	1/2	C8	1	1	820-107CC12-C8	80.00		94.00		20	3.0	3.360	3	CCMT 12 04 08
3.780	*4.213*							*3.150*		*3.701*		*290*				*CCMT 432*

O5

ISO 13399 Q1

CNSC CXSC Q35

C3 – D C Q28

Herramienta de mandrinado en desbaste CoroBore® 820

Coromant Capto® - Suministro de refrigerante interior

Hasta 3 filos





CCMT, CCGT
CCGX, CCET

CCMW

KAPR
DSGN

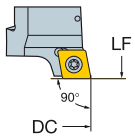

90°
1

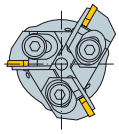

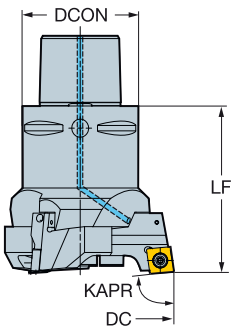

90°
2

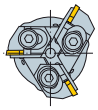

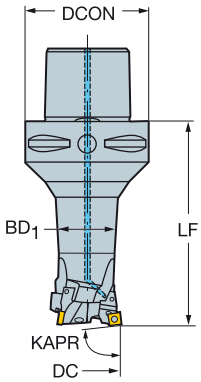

DCN	DCX		IC	CZC_{MS}	CNSC	DSGN	Código de pedido	Dimensiones, mm, pulg. DCON	ULDR	LF	BD_1	CP Bar/PSI	Nm	Kg	CICT	MIID
106.0	122.0	12	1/2	C8	1	1	**820-122CC12-C8**	80.00		100.00		20	3.0	4.100	3	CCMT 12 04 08
4.173	*4.803*							*3.150*		*3.937*		*290*				*CCMT 432*
121.0	137.0	12	1/2	C8	1	1	**820-137CC12-C8**	80.00		100.00		20	3.0	4.250	3	CCMT 12 04 08
4.764	*5.394*							*3.150*		*3.937*		*290*				*CCMT 432*
136.0	152.0	12	1/2	C8	1	1	**820-152CC12-C8**	80.00		100.00		20	3.0	4.760	3	CCMT 12 04 08
5.354	*5.984*							*3.150*		*3.937*		*290*				*CCMT 432*
151.0	167.0	12	1/2	C8	1	1	**820-167CC12-C8**	80.00		100.00		20	3.0	4.880	3	CCMT 12 04 08
5.945	*6.575*							*3.150*		*3.937*		*290*				*CCMT 432*

O5 Q1 Q35 Q28

Herramienta de mandrinado en desbaste CoroBore® 820

Coromant Capto® - Suministro de refrigerante interior

Hasta 3 filos



SCMT, SCGX
SCMW

KAPR 84°
DSGN 1

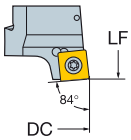

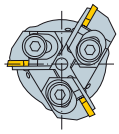

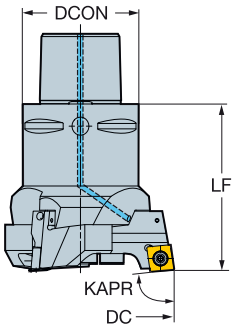

84°
2

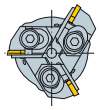

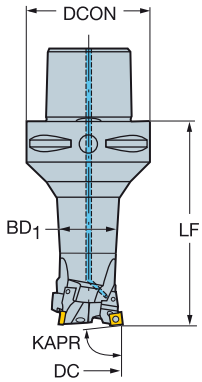

DCN	DCX	↔	↔IC↔	CZC_{MS}	CNSC	DSGN	Código de pedido	Dimensiones, mm, pulg. DCON	ULDR	LF	BD_1	CP Bar/PSI	Nm	Kg	CICT	MIID
49.5	56.0	09	3/8	C4	1	1	820-56SC09-C4	40.00		58.00		20	3.0	0.680	3	SCMT 09 T3 08
1.949	*2.205*							*1.575*		*2.283*		*290*				*SCMT 3(2.5)2*
49.5	56.0	09	3/8	C5	1	2	820-56SC09-C5	50.00	1.50	100.00	48.50	20	3.0	1.240	3	SCMT 09 T3 08
1.949	*2.205*							*1.969*		*3.937*	*1.909*	*290*				*SCMT 3(2.5)2*
55.0	63.0	09	3/8	C5	1	1	820-63SC09-C5	50.00		66.00		20	3.0	0.890	3	SCMT 09 T3 08
2.165	*2.480*							*1.969*		*2.598*		*290*				*SCMT 3(2.5)2*
55.0	63.0	09	3/8	C6	1	2	820-63SC09-C6	63.00	1.50	120.00	54.00	20	3.0	1.980	3	SCMT 09 T3 08
2.165	*2.480*							*2.480*		*4.724*	*2.126*	*290*				*SCMT 3(2.5)2*
62.0	70.0	09	3/8	C5	1	1	820-70SC09-C5	50.00		66.00		20	3.0	0.920	3	SCMT 09 T3 08
2.441	*2.756*							*1.969*		*2.598*		*290*				*SCMT 3(2.5)2*
62.0	70.0	12	1/2	C5	1	1	820-70SC12-C5	50.00		68.00		20	3.0	0.980	3	SCMT 12 04 08
2.441	*2.756*							*1.969*		*2.677*		*290*				*SCMT 432*
62.0	70.0	09	3/8	C6	1	2	820-70SC09-C6	63.00	1.50	120.00	61.00	20	3.0	2.010	3	SCMT 09 T3 08
2.441	*2.756*							*2.480*		*4.724*	*2.402*	*290*				*SCMT 3(2.5)2*
62.0	70.0	12	1/2	C6	1	2	820-70SC12-C6	63.00	1.50	122.00	61.00	20	3.0	2.070	3	SCMT 12 04 08
2.441	*2.756*							*2.480*		*4.803*	*2.402*	*290*				*SCMT 432*
69.0	78.5	09	3/8	C5	1	1	820-79SC09-C5	50.00		70.00		20	3.0	1.150	3	SCMT 09 T3 08
2.717	*3.091*							*1.969*		*2.756*		*290*				*SCMT 3(2.5)2*
69.0	78.5	12	1/2	C5	1	1	820-79SC12-C5	50.00		70.00		20	3.0	1.210	3	SCMT 12 04 08
2.717	*3.091*							*1.969*		*2.756*		*290*				*SCMT 432*
69.0	78.5	09	3/8	C6	1	1	820-79SC09-C6	63.00		78.00		20	3.0	2.100	3	SCMT 09 T3 08
2.717	*3.091*							*2.480*		*3.071*		*290*				*SCMT 3(2.5)2*
69.0	78.5	12	1/2	C6	1	1	820-79SC12-C6	63.00		78.00		20	3.0	2.160	3	SCMT 12 04 08
2.717	*3.091*							*2.480*		*3.071*		*290*				*SCMT 432*
77.5	87.0	09	3/8	C5	1	1	820-87SC09-C5	50.00		70.00		20	3.0	1.210	3	SCMT 09 T3 08
3.051	*3.425*							*1.969*		*2.756*		*290*				*SCMT 3(2.5)2*
77.5	87.0	12	1/2	C5	1	1	820-87SC12-C5	50.00		70.00		20	3.0	1.240	3	SCMT 12 04 08
3.051	*3.425*							*1.969*		*2.756*		*290*				*SCMT 432*

O5 Q1 Q35 Q28

Herramienta de mandrinado en desbaste CoroBore® 820

Coromant Capto® - Suministro de refrigerante interior

Hasta 3 filos



SCMT, SCGX
SCMW

KAPR
DSGN

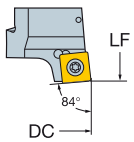

84°
1

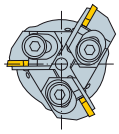

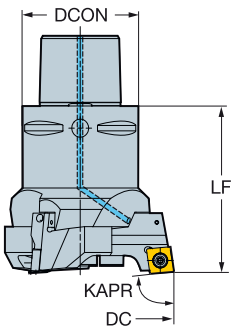

84°
2

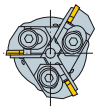

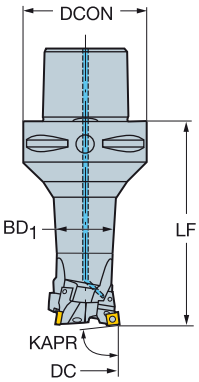

DCN	DCX		IC	CZC_{MS}	CNSC	DSGN	Código de pedido	Dimensiones, mm, pulg. DCON	ULDR	LF	BD_1	CP Bar/PSI	Nm	Kg	CICT	MIID
77.5	87.0	09	3/8	C6	1	1	**820-87SC09-C6**	63.00		78.00		20	3.0	2.160	3	SCMT 09 T3 08
3.051	*3.425*							*2.480*		*3.071*		*290*				*SCMT 3(2.5)2*
77.5	87.0	12	1/2	C6	1	1	**820-87SC12-C6**	63.00		78.00		20	3.0	2.190	3	SCMT 12 04 08
3.051	*3.425*							*2.480*		*3.071*		*290*				*SCMT 432*
86.0	97.0	12	1/2	C6	1	1	**820-97SC12-C6**	63.00		90.00		20	3.0	2.280	3	SCMT 12 04 08
3.386	*3.819*							*2.480*		*3.543*		*290*				*SCMT 432*
86.0	97.0	12	1/2	C8	1	1	**820-97SC12-C8**	80.00		94.00		20	3.0	3.300	3	SCMT 12 04 08
3.386	*3.819*							*3.150*		*3.701*		*290*				*SCMT 432*
96.0	107.0	12	1/2	C6	1	1	**820-107SC12-C6**	63.00		90.00		20	3.0	2.340	3	SCMT 12 04 08
3.780	*4.213*							*2.480*		*3.543*		*290*				*SCMT 432*
96.0	107.0	12	1/2	C8	1	1	**820-107SC12-C8**	80.00		94.00		20	3.0	3.360	3	SCMT 12 04 08
3.780	*4.213*							*3.150*		*3.701*		*290*				*SCMT 432*
106.0	122.0	12	1/2	C8	1	1	**820-122SC12-C8**	80.00		100.00		20	3.0	4.100	3	SCMT 12 04 08
4.173	*4.803*							*3.150*		*3.937*		*290*				*SCMT 432*
121.0	137.0	12	1/2	C8	1	1	**820-137SC12-C8**	80.00		100.00		20	3.0	4.250	3	SCMT 12 04 08
4.764	*5.394*							*3.150*		*3.937*		*290*				*SCMT 432*
136.0	152.0	12	1/2	C8	1	1	**820-152SC12-C8**	80.00		100.00		20	3.0	4.760	3	SCMT 12 04 08
5.354	*5.984*							*3.150*		*3.937*		*290*				*SCMT 432*
151.0	167.0	12	1/2	C8	1	1	**820-167SC12-C8**	80.00		100.00		20	3.0	4.880	3	SCMT 12 04 08
5.945	*6.575*							*3.150*		*3.937*		*290*				*SCMT 432*

O5

ISO 13399 Q1

CNSC CXSC Q35

C3 – D C Q28

Coromant Capto® a CoroBore® 820, cuerpo de herramienta

Suministro de refrigerante interior



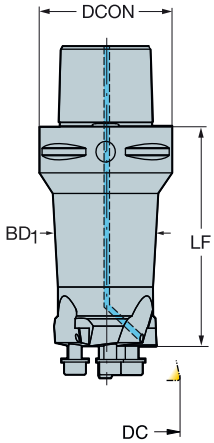

DCN	DCX	CZC_{MS}	CZC_{WS}	CNSC	Código de pedido	Dimensiones, mm, pulg. DCON	LF	LF_1	LF_2	WF	BD_1	CP Bar/PSI	Nm	Kg
35.0	45.0	C3	A	1	C3-R820A-AA3037A	32.00	37.00			7.70	31.50	20	4.8	0.220
1.378	*1.772*					*1.260*	*1.457*			*.303*	*1.240*	*290*		
35.0	45.0	C4	A	1	C4-R820A-AA3072A	40.00	72.00			7.70	31.50	20	4.8	0.610
1.378	*1.772*					*1.575*	*2.835*			*.303*	*1.240*	*290*		
44.0	56.0	C4	B	1	C4-R820B-AA3044A	40.00	44.00			10.65	39.60	20	9.0	0.560
1.732	*2.205*					*1.575*	*1.732*			*.419*	*1.559*	*290*		
35.0	45.0	C5	A	1	C5-R820A-AA3080A	50.00	80.00			7.70	31.50	20	4.8	0.870
1.378	*1.772*					*1.969*	*3.150*			*.303*	*1.240*	*290*		
44.0	56.0	C5	B	1	C5-R820B-AA3086A	50.00	86.00			10.65	39.60	20	9.0	1.120
1.732	*2.205*					*1.969*	*3.386*			*.419*	*1.559*	*290*		
55.0	70.0	C5	C	1	C5-R820C-AA3050A	50.00	50.00			12.30	49.50	20	16.0	0.770
2.165	*2.756*					*1.969*	*1.969*			*.484*	*1.949*	*290*		
69.0	87.0	C5	D	1	C5-R820D-AA3052A	50.00	52.00			13.95	62.10	20	16.0	0.940
2.717	*3.425*					*1.969*	*2.047*			*.549*	*2.445*	*290*		
35.0	45.0	C6	A	1	C6-R820A-AA3089A	63.00	89.00			7.70	31.50	20	4.8	1.250
1.378	*1.772*					*2.480*	*3.504*			*.303*	*1.240*	*290*		
44.0	56.0	C6	B	1	C6-R820B-AA3099A	63.00	99.00			10.65	39.60	20	9.0	1.620
1.732	*2.205*					*2.480*	*3.898*			*.419*	*1.559*	*290*		
55.0	70.0	C6	C	1	C6-R820C-AA3104A	63.00	104.00			12.30	49.50	20	16.0	1.860
2.165	*2.756*					*2.480*	*4.094*			*.484*	*1.949*	*290*		
69.0	87.0	C6	D	1	C6-R820D-AA3060A	63.00	60.00			13.95	62.10	20	16.0	1.890
2.717	*3.425*					*2.480*	*2.362*			*.549*	*2.445*	*290*		
86.0	107.0	C6	E	1	C6-R820E-AA3068A	63.00	68.00			17.00	77.40	20	38.0	1.890
3.386	*4.213*					*2.480*	*2.677*			*.669*	*3.047*	*290*		
86.0	107.0	C8	E	1	C8-R820E-AA3072A	80.00	72.00			17.00	77.40	20	38.0	2.910
3.386	*4.213*					*3.150*	*2.835*			*.669*	*3.047*	*290*		
106.0	137.0	C8	F	1	C8-R820F-AA3076A	80.00	76.00			22.65	95.40	20	75.0	3.440
4.173	*5.394*					*3.150*	*2.992*			*.892*	*3.756*	*290*		
136.0	167.0	C8	G	1	C8-R820G-AA3076A	80.00	76.00			30.15	122.40	20	75.0	3.830
5.354	*6.575*					*3.150*	*2.992*			*1.187*	*4.819*	*290*		
166.0	214.0	C8	H	1	C8-R820H-AA3089A	80.00		89.00	89.00		149.40	20	75.0	5.570
6.535	*8.425*					*3.150*		*3.504*	*3.504*		*5.882*	*290*		
212.0	260.0	C8	I	1	C8-R820I-AA3089A	80.00		89.00	89.00		190.80	20	75.0	6.880
8.346	*10.236*					*3.150*		*3.504*	*3.504*		*7.512*	*290*		
258.0	306.0	C8	I	1	C8-R820IX-AA3094A	80.00		94.00	94.00		236.80	20	75.0	8.860
10.158	*12.047*					*3.150*		*3.701*	*3.701*		*9.323*	*290*		

ISO 13399 Q1

CNSC CXSC Q35

Corredera para CoroBore® 820

KAPR 90°





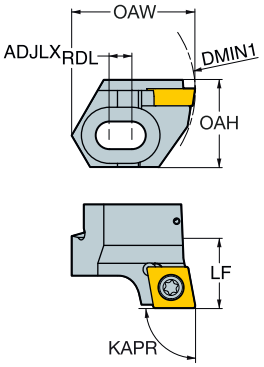

CCMT, CCGT
CCGX, CCET
CCMW

DMIN$_1$		IC	CZC$_{MS}$	CNSC	Código de pedido	Dimensiones, mm, pulg. ADJLX$_{RDL}$	LF	WF	OAH	OAW	Nm	Kg	MIID
35.0	06	1/4	A	0	**R820A-AR11SCFC06A**	2.75	11.00	9.41	12.90	18.20	0.9	0.263	CCMT 06 02 04
1.378						*.108*	*.433*	*.370*	*.508*	*.717*			*CCMT 2(1.5)1*
39.5	06	1/4	A	0	**R820A-BR11SCFC06A**	2.75	11.00	11.66	12.90	20.50	0.9	0.029	CCMT 06 02 04
1.555						*.108*	*.433*	*.459*	*.508*	*.807*			*CCMT 2(1.5)1*
44.0	06	1/4	B	0	**R820B-AR12SCFC06A**	3.25	12.00	10.95	15.30	22.10	0.9	0.020	CCMT 06 02 04
1.732						*.128*	*.472*	*.431*	*.602*	*.870*			*CCMT 2(1.5)1*
49.5	06	1/4	B	0	**R820B-BR12SCFC06A**	3.25	12.00	13.70	15.30	24.90	0.9	0.030	CCMT 06 02 04
1.949						*.128*	*.472*	*.539*	*.602*	*.980*			*CCMT 2(1.5)1*
49.5	09	3/8	B	0	**R820B-BR14SCFC09A**	3.25	14.00	13.70	15.30	24.80	3.0	0.040	CCMT 09 T3 08
1.949						*.128*	*.551*	*.539*	*.602*	*.976*			*CCMT 3(2.5)2*
55.0	09	3/8	C	0	**R820C-AR16SCFC09A**	4.00	16.00	14.65	20.10	28.60	3.0	0.069	CCMT 09 T3 08
2.165						*.157*	*.630*	*.577*	*.791*	*1.126*			*CCMT 3(2.5)2*
62.0	09	3/8	C	0	**R820C-BR16SCFC09A**	4.00	16.00	18.15	20.10	32.10	3.0	0.070	CCMT 09 T3 08
2.441						*.157*	*.630*	*.715*	*.791*	*1.264*			*CCMT 3(2.5)2*
62.0	12	1/2	C	0	**R820C-BR18SCFC12A**	4.00	18.00	18.08	20.10	32.00	3.0	0.070	CCMT 12 04 08
2.441						*.157*	*.709*	*.712*	*.791*	*1.260*			*CCMT 432*
69.0	09	3/8	D	0	**R820D-AR18SCFC09A**	4.75	18.00	19.90	24.10	35.50	3.0	0.069	CCMT 09 T3 08
2.717						*.187*	*.709*	*.783*	*.949*	*1.398*			*CCMT 3(2.5)2*
69.0	12	1/2	D	0	**R820D-AR18SCFC12A**	4.75	18.00	19.90	24.10	35.50	3.0	0.069	CCMT 12 04 08
2.717						*.187*	*.709*	*.783*	*.949*	*1.398*			*CCMT 432*
77.5	09	3/8	D	0	**R820D-BR18SCFC09A**	4.75	18.00	24.15	24.10	39.70	3.0	0.600	CCMT 09 T3 08
3.051						*.187*	*.709*	*.951*	*.949*	*1.563*			*CCMT 3(2.5)2*
77.5	12	1/2	D	0	**R820D-BR18SCFC12A**	4.75	18.00	24.15	24.10	39.70	3.0	0.096	CCMT 12 04 08
3.051						*.187*	*.709*	*.951*	*.949*	*1.563*			*CCMT 432*
86.0	12	1/2	E	0	**R820E-AR22SCFC12A**	5.50	22.00	25.22	28.90	43.70	3.0	0.148	CCMT 12 04 08
3.386						*.217*	*.866*	*.993*	*1.138*	*1.720*			*CCMT 432*
96.0	12	1/2	E	0	**R820E-BR22SCFC12A**	5.50	22.00	30.23	28.90	48.70	3.0	0.148	CCMT 12 04 08
3.780						*.217*	*.866*	*1.190*	*1.138*	*1.917*			*CCMT 432*
106.0	12	1/2	F	0	**R820F-AR24SCFC12A**	8.00	24.00	29.55	34.70	54.20	3.0	0.226	CCMT 12 04 08
4.173						*.315*	*.945*	*1.163*	*1.366*	*2.134*			*CCMT 432*
121.0	12	1/2	F	0	**R820F-BR24SCFC12A**	8.00	24.00	37.05	34.70	61.70	3.0	0.263	CCMT 12 04 08
4.764						*.315*	*.945*	*1.459*	*1.366*	*2.429*			*CCMT 432*

ISO 13399 Q1

CNSC CXSC Q35

SANDVIK Coromant

Corredera para CoroBore® 820

KAPR 90°





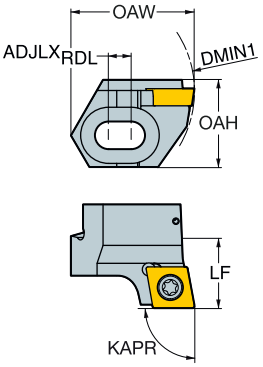

CCMT, CCGT
CCGX, CCET

CCMW

DMIN$_1$		IC	CZC$_{MS}$	CNSC	Código de pedido	Dimensiones, mm, pulg. ADJLX$_{RDL}$	LF	WF	OAH	OAW	Nm	Kg	MIID
136.0	12	1/2	G	0	**R820G-AR24SCFC12A**	8.00	24.00	37.05	34.70	69.20	3.0	0.088	CCMT 12 04 08
5.354						*.315*	*.945*	*1.459*	*1.366*	*2.724*			*CCMT 432*
151.0	12	1/2	G	0	**R820G-BR24SCFC12A**	8.00	24.00	44.53	34.70	76.70	3.0	0.399	CCMT 12 04 08
5.945						*.315*	*.945*	*1.753*	*1.366*	*3.020*			*CCMT 432*
166.0	12	1/2	H	0	**R820H-AR26SCFC12A**	12.50	26.00	36.92	42.20	77.40	3.0	0.440	CCMT 12 04 08
6.535						*.492*	*1.024*	*1.454*	*1.661*	*3.047*			*CCMT 432*
189.0	12	1/2	H	0	**R820H-BR26SCFC12A**	12.50	26.00	48.43	42.20	88.90	3.0	1.000	CCMT 12 04 08
7.441						*.492*	*1.024*	*1.907*	*1.661*	*3.500*			*CCMT 432*
212.0	12	1/2	I	0	**R820I-AR26SCFC12A**	12.50	26.00	48.43	42.20	100.40	3.0	0.588	CCMT 12 04 08
8.346						*.492*	*1.024*	*1.907*	*1.661*	*3.953*			*CCMT 432*
235.0	12	1/2	I	0	**R820I-BR26SCFC12A**	12.50	26.00	59.93	42.20	111.90	3.0	0.800	CCMT 12 04 08
9.252						*.492*	*1.024*	*2.359*	*1.661*	*4.406*			*CCMT 432*

ISO 13399 Q1

CNSC CXSC Q35

Corredera para CoroBore® 820

KAPR 90°

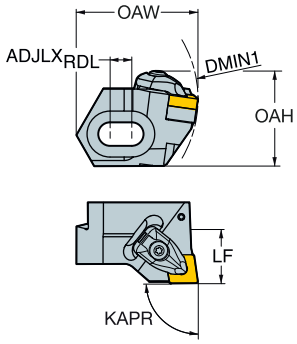

CNMM, CNGP
CNMG
CNMA, CNGA

$DMIN_1$		IC	CZC_{MS}	CNSC	Código de pedido	$ADJLX_{RDL}$	LF	WF	OAH	OAW	Nm	Kg	MIID
						Dimensiones, mm, pulg.							
106.0	12	1/2	F	0	**R820F-AR24DCFN12A**	8.00	24.00	29.55	42.40	54.20	3.9	0.240	CNMG 12 04 08
4.173						*.315*	*.945*	*1.163*	*1.669*	*2.134*			*CNMG 432*
121.0	12	1/2	F	0	**R820F-BR24DCFN12A**	8.00	24.00	37.05	42.40	61.70	3.9	0.290	CNMG 12 04 08
4.764						*.315*	*.945*	*1.459*	*1.669*	*2.429*			*CNMG 432*
136.0	12	1/2	G	0	**R820G-AR24DCFN12A**	8.00	24.00	37.05	42.10	69.20	3.9	0.399	CNMG 12 04 08
5.354						*.315*	*.945*	*1.459*	*1.657*	*2.724*			*CNMG 432*
151.0	12	1/2	G	0	**R820G-BR24DCFN12A**	8.00	24.00	44.53	42.10	76.70	3.9	0.399	CNMG 12 04 08
5.945						*.315*	*.945*	*1.753*	*1.657*	*3.020*			*CNMG 432*
166.0	16	5/8	H	0	**R820H-AR36DCFN16A**	12.50	36.00	49.95	60.00	85.00	6.4	0.800	CNMG 16 06 12
6.535						*.492*	*1.417*	*1.967*	*2.362*	*3.346*			*CNMG 543*
189.0	16	5/8	H	0	**R820H-BR36DCFN16A**	12.50	36.00	61.45	60.00	96.50	6.4	1.000	CNMG 16 06 12
7.441						*.492*	*1.417*	*2.419*	*2.362*	*3.799*			*CNMG 543*
212.0	16	5/8	I	0	**R820I-AR36DCFN16A**	12.50	36.00	61.45	59.50	108.00	6.4	1.200	CNMG 16 06 12
8.346						*.492*	*1.417*	*2.419*	*2.343*	*4.252*			*CNMG 543*
235.0	16	5/8	I	0	**R820I-BR36DCFN16A**	12.50	36.00	72.95	59.50	119.50	6.4	1.200	CNMG 16 06 12
9.252						*.492*	*1.417*	*2.872*	*2.343*	*4.705*			*CNMG 543*

ISO 13399 Q1

CNSC CXSC Q35

Corredera para CoroBore® 820

KAPR 95°





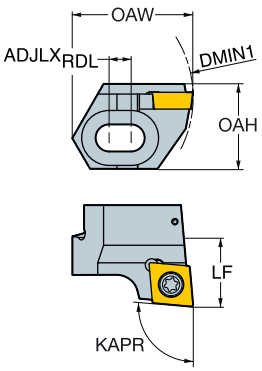

CCMT, CCGT
CCGX, CCET

CCMW

DMIN$_1$		IC	CZC$_{MS}$	CNSC	Código de pedido	ADJLX$_{RDL}$	LF	WF	OAH	OAW	Nm	Kg	MIID
						Dimensiones, mm, pulg.							
35.0	06	1/4	A	0	**R820A-AR11SCLC06A**	2.75	11.00	9.41	12.90	18.20	0.9	0.263	CCMT 06 02 04
1.378						*.108*	*.433*	*.370*	*.508*	*.717*			*CCMT 2(1.5)1*
39.5	06	1/4	A	0	**R820A-BR11SCLC06A**	2.75	11.00	11.66	12.90	20.50	0.9	0.263	CCMT 06 02 04
1.555						*.108*	*.433*	*.459*	*.508*	*.807*			*CCMT 2(1.5)1*
44.0	06	1/4	B	0	**R820B-AR12SCLC06A**	3.25	12.00	10.95	15.30	22.10	0.9	0.020	CCMT 06 02 04
1.732						*.128*	*.472*	*.431*	*.602*	*.870*			*CCMT 2(1.5)1*
49.5	06	1/4	B	0	**R820B-BR12SCLC06A**	3.25	12.00	13.70	15.30	24.90	0.9	0.030	CCMT 06 02 04
1.949						*.128*	*.472*	*.539*	*.602*	*.980*			*CCMT 2(1.5)1*
49.5	09	3/8	B	0	**R820B-BR14SCLC09A**	3.25	14.00	13.70	15.30	24.80	3.0	0.040	CCMT 09 T3 08
1.949						*.128*	*.551*	*.539*	*.602*	*.976*			*CCMT 3(2.5)2*
55.0	09	3/8	C	0	**R820C-AR16SCLC09A**	4.00	16.00	14.65	20.10	28.60	3.0	0.070	CCMT 09 T3 08
2.165						*.157*	*.630*	*.577*	*.791*	*1.126*			*CCMT 3(2.5)2*
62.0	09	3/8	C	0	**R820C-BR16SCLC09A**	4.00	16.00	18.15	20.10	32.10	3.0	0.070	CCMT 09 T3 08
2.441						*.157*	*.630*	*.715*	*.791*	*1.264*			*CCMT 3(2.5)2*
62.0	12	1/2	C	0	**R820C-BR18SCLC12A**	4.00	18.00	18.08	20.10	32.00	3.0	0.069	CCMT 12 04 08
2.441						*.157*	*.709*	*.712*	*.791*	*1.260*			*CCMT 432*
69.0	09	3/8	D	0	**R820D-AR18SCLC09A**	4.75	18.00	19.90	24.10	35.50	3.0	0.069	CCMT 09 T3 08
2.717						*.187*	*.709*	*.783*	*.949*	*1.398*			*CCMT 3(2.5)2*
69.0	12	1/2	D	0	**R820D-AR18SCLC12A**	4.75	18.00	19.90	24.10	35.50	3.0	0.069	CCMT 12 04 08
2.717						*.187*	*.709*	*.783*	*.949*	*1.398*			*CCMT 432*
77.5	09	3/8	D	0	**R820D-BR18SCLC09A**	4.75	18.00	24.15	24.10	39.70	3.0	0.208	CCMT 09 T3 08
3.051						*.187*	*.709*	*.951*	*.949*	*1.563*			*CCMT 3(2.5)2*
77.5	12	1/2	D	0	**R820D-BR18SCLC12A**	4.75	18.00	24.15	24.10	39.70	3.0	0.096	CCMT 12 04 08
3.051						*.187*	*.709*	*.951*	*.949*	*1.563*			*CCMT 432*
86.0	12	1/2	E	0	**R820E-AR22SCLC12A**	5.50	22.00	25.22	28.90	43.70	3.0	0.148	CCMT 12 04 08
3.386						*.217*	*.866*	*.993*	*1.138*	*1.720*			*CCMT 432*
96.0	12	1/2	E	0	**R820E-BR22SCLC12A**	5.50	22.00	30.23	28.90	48.70	3.0	0.148	CCMT 12 04 08
3.780						*.217*	*.866*	*1.190*	*1.138*	*1.917*			*CCMT 432*
106.0	12	1/2	F	0	**R820F-AR24SCLC12A**	8.00	24.00	29.55	34.70	54.20	3.0	0.226	CCMT 12 04 08
4.173						*.315*	*.945*	*1.163*	*1.366*	*2.134*			*CCMT 432*
121.0	12	1/2	F	0	**R820F-BR24SCLC12A**	8.00	24.00	37.05	34.70	61.70	3.0	0.263	CCMT 12 04 08
4.764						*.315*	*.945*	*1.459*	*1.366*	*2.429*			*CCMT 432*

ISO 13399 Q1

CNSC CXSC Q35

Corredera para CoroBore® 820

KAPR 95°





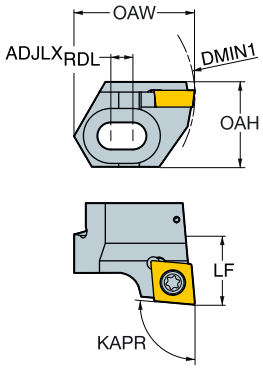

CCMT, CCGT
CCGX, CCET

CCMW

DMIN$_1$		IC	CZC$_{MS}$	CNSC	Código de pedido	Dimensiones, mm, pulg. ADJLX$_{RDL}$	LF	WF	OAH	OAW	Nm	Kg	MIID
136.0	12	1/2	G	0	**R820G-AR24SCLC12A**	8.00	24.00	37.05	34.70	69.20	3.0	0.086	CCMT 12 04 08
5.354						*.315*	*.945*	*1.459*	*1.366*	*2.724*			*CCMT 432*
151.0	12	1/2	G	0	**R820G-BR24SCLC12A**	8.00	24.00	44.53	34.70	76.70	3.0	0.399	CCMT 12 04 08
5.945						*.315*	*.945*	*1.753*	*1.366*	*3.020*			*CCMT 432*
166.0	12	1/2	H	0	**R820H-AR26SCLC12A**	12.50	26.00	36.92	42.20	77.40	3.0	0.440	CCMT 12 04 08
6.535						*.492*	*1.024*	*1.454*	*1.661*	*3.047*			*CCMT 432*
189.0	12	1/2	H	0	**R820H-BR26SCLC12A**	12.50	26.00	48.43	42.20	88.90	3.0	1.000	CCMT 12 04 08
7.441						*.492*	*1.024*	*1.907*	*1.661*	*3.500*			*CCMT 432*
212.0	12	1/2	I	0	**R820I-AR26SCLC12A**	12.50	26.00	48.43	42.20	100.40	3.0	0.588	CCMT 12 04 08
8.346						*.492*	*1.024*	*1.907*	*1.661*	*3.953*			*CCMT 432*
235.0	12	1/2	I	0	**R820I-BR26SCLC12A**	12.50	26.00	59.93	42.20	111.90	3.0	0.800	CCMT 12 04 08
9.252						*.492*	*1.024*	*2.359*	*1.661*	*4.406*			*CCMT 432*

ISO 13399 Q1

CNSC CXSC Q35

SANDVIK Coromant

Corredera para CoroBore® 820

KAPR 95°

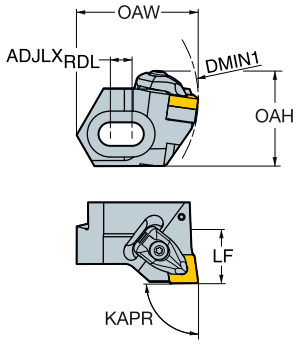

CNMM, CNGP
CNMG
CNMA, CNGA

$DMIN_1$		IC	CZC_{MS}	CNSC	Código de pedido	$ADJLX_{RDL}$	LF	WF	OAH	OAW	Nm	Kg	MIID
						Dimensiones, mm, pulg.							
106.0	12	1/2	F	0	**R820F-AR24DCLN12A**	8.00	24.00	29.55	42.20	54.20	3.9	0.240	CNMG 12 04 08
4.173						*.315*	*.945*	*1.163*	*1.661*	*2.134*			*CNMG 432*
121.0	12	1/2	F	0	**R820F-BR24DCLN12A**	8.00	24.00	37.05	42.20	61.70	3.9	0.291	CNMG 12 04 08
4.764						*.315*	*.945*	*1.459*	*1.661*	*2.429*			*CNMG 432*
136.0	12	1/2	G	0	**R820G-AR24DCLN12A**	8.00	24.00	37.05	42.10	69.20	3.9	0.398	CNMG 12 04 08
5.354						*.315*	*.945*	*1.459*	*1.657*	*2.724*			*CNMG 432*
151.0	12	1/2	G	0	**R820G-BR24DCLN12A**	8.00	24.00	44.53	42.10	76.70	3.9	0.399	CNMG 12 04 08
5.945						*.315*	*.945*	*1.753*	*1.657*	*3.020*			*CNMG 432*
166.0	16	5/8	H	0	**R820H-AR36DCLN16A**	12.50	36.00	49.95	60.00	85.00	6.4	0.800	CNMG 16 06 12
6.535						*.492*	*1.417*	*1.967*	*2.362*	*3.346*			*CNMG 543*
189.0	16	5/8	H	0	**R820H-BR36DCLN16A**	12.50	36.00	61.45	60.00	96.50	6.4	1.000	CNMG 16 06 12
7.441						*.492*	*1.417*	*2.419*	*2.362*	*3.799*			*CNMG 543*
212.0	16	5/8	I	0	**R820I-AR36DCLN16A**	12.50	36.00	61.45	59.50	108.00	6.4	1.200	CNMG 16 06 12
8.346						*.492*	*1.417*	*2.419*	*2.343*	*4.252*			*CNMG 543*
235.0	16	5/8	I	0	**R820I-BR36DCLN16A**	12.50	36.00	72.95	59.50	119.50	6.4	1.200	CNMG 16 06 12
9.252						*.492*	*1.417*	*2.872*	*2.343*	*4.705*			*CNMG 543*

ISO 13399 Q1

CNSC CXSC Q35

Corredera para CoroBore® 820

KAPR 75°





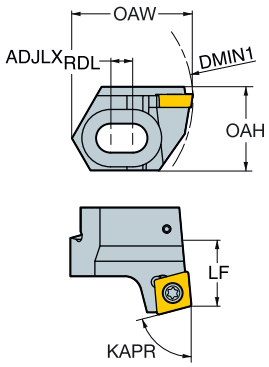

CCMT, CCGT
CCGX, CCET

CCMW

DMIN1		IC	CZCMS	CNSC	Código de pedido	Dimensiones, mm, pulg. ADJLXRDL	LF	WF	OAH	OAW	Nm	Kg	MIID
35.0	06	1/4	A	0	**R820A-AR11SCKC06A**	2.75	11.00	9.41	12.90	18.20	0.9	0.028	CCMT 06 02 04
1.378						*.108*	*.433*	*.370*	*.508*	*.717*			*CCMT 2(1.5)1*
39.5	06	1/4	A	0	**R820A-BR11SCKC06A**	2.75	11.00	11.66	12.90	20.50	0.9	0.030	CCMT 06 02 04
1.555						*.108*	*.433*	*.459*	*.508*	*.807*			*CCMT 2(1.5)1*
44.0	06	1/4	B	0	**R820B-AR12SCKC06A**	3.25	12.00	10.95	15.30	22.10	0.9	0.033	CCMT 06 02 04
1.732						*.128*	*.472*	*.431*	*.602*	*.870*			*CCMT 2(1.5)1*
49.5	06	1/4	B	0	**R820B-BR12SCKC06A**	3.25	12.00	13.70	15.30	24.90	0.9	0.037	CCMT 06 02 04
1.949						*.128*	*.472*	*.539*	*.602*	*.980*			*CCMT 2(1.5)1*

ISO 13399 Q1

CNSC CXSC Q35

SANDVIK Coromant

Corredera para CoroBore® 820

KAPR 84°



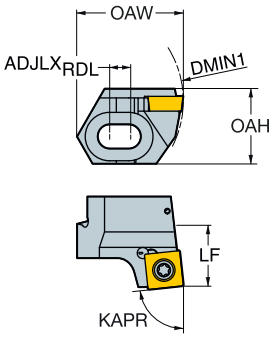

SCMT, SCGX
SCMW

DMIN1		IC	CZCMS	CNSC	Código de pedido	Dimensiones, mm, pulg. ADJLXRDL	LF	WF	OAH	OAW	Nm	Kg	MIID
49.5	09	3/8	B	0	R820B-BR14SSYC09A	3.25	14.00	13.70	15.30	24.80	3.0	0.050	SCMT 09 T3 08
1.949						*.128*	*.551*	*.539*	*.602*	*.976*			*SCMT 3(2.5)2*
55.0	09	3/8	C	0	R820C-AR16SSYC09A	4.00	16.00	14.65	20.10	28.50	3.0	0.070	SCMT 09 T3 08
2.165						*.157*	*.630*	*.577*	*.791*	*1.122*			*SCMT 3(2.5)2*
62.0	09	3/8	C	0	R820C-BR16SSYC09A	4.00	16.00	18.08	20.10	32.00	3.0	0.070	SCMT 09 T3 08
2.441						*.157*	*.630*	*.712*	*.791*	*1.260*			*SCMT 3(2.5)2*
62.0	12	1/2	C	0	R820C-BR18SSYC12A	4.00	18.00	18.08	20.10	32.00	3.0	0.069	SCMT 12 04 08
2.441						*.157*	*.709*	*.712*	*.791*	*1.260*			*SCMT 432*
69.0	09	3/8	D	0	R820D-AR18SSYC09A	4.75	18.00	19.90	24.10	35.50	3.0	0.069	SCMT 09 T3 08
2.717						*.187*	*.709*	*.783*	*.949*	*1.398*			*SCMT 3(2.5)2*
69.0	12	1/2	D	0	R820D-AR18SSYC12A	4.75	18.00	19.90	24.10	35.50	3.0	0.069	SCMT 12 04 08
2.717						*.187*	*.709*	*.783*	*.949*	*1.398*			*SCMT 432*
77.5	09	3/8	D	0	R820D-BR18SSYC09A	4.75	18.00	24.15	24.10	39.70	3.0	0.096	SCMT 09 T3 08
3.051						*.187*	*.709*	*.951*	*.949*	*1.563*			*SCMT 3(2.5)2*
77.5	12	1/2	D	0	R820D-BR18SSYC12A	4.75	18.00	24.15	24.10	39.70	3.0	0.096	SCMT 12 04 08
3.051						*.187*	*.709*	*.951*	*.949*	*1.563*			*SCMT 432*
86.0	12	1/2	E	0	R820E-AR22SSYC12A	5.50	22.00	25.22	28.90	43.70	3.0	0.148	SCMT 12 04 08
3.386						*.217*	*.866*	*.993*	*1.138*	*1.720*			*SCMT 432*
96.0	12	1/2	E	0	R820E-BR22SSYC12A	5.50	22.00	30.23	28.90	48.70	3.0	0.148	SCMT 12 04 08
3.780						*.217*	*.866*	*1.190*	*1.138*	*1.917*			*SCMT 432*
106.0	12	1/2	F	0	R820F-AR24SSYC12A	8.00	24.00	29.55	34.70	54.20	3.0	0.226	SCMT 12 04 08
4.173						*.315*	*.945*	*1.163*	*1.366*	*2.134*			*SCMT 432*
121.0	12	1/2	F	0	R820F-BR24SSYC12A	8.00	24.00	37.05	34.70	61.70	3.0	0.291	SCMT 12 04 08
4.764						*.315*	*.945*	*1.459*	*1.366*	*2.429*			*SCMT 432*
136.0	12	1/2	G	0	R820G-AR24SSYC12A	8.00	24.00	37.05	34.70	69.20	3.0	0.398	SCMT 12 04 08
5.354						*.315*	*.945*	*1.459*	*1.366*	*2.724*			*SCMT 432*
151.0	12	1/2	G	0	R820G-BR24SSYC12A	8.00	24.00	44.53	34.70	76.70	3.0	0.400	SCMT 12 04 08
5.945						*.315*	*.945*	*1.753*	*1.366*	*3.020*			*SCMT 432*
166.0	12	1/2	H	0	R820H-AR26SSYC12A	12.50	26.00	36.92	42.20	77.40	3.0	0.086	SCMT 12 04 08
6.535						*.492*	*1.024*	*1.454*	*1.661*	*3.047*			*SCMT 432*
189.0	12	1/2	H	0	R820H-BR26SSYC12A	12.50	26.00	48.43	42.20	88.90	3.0	0.545	SCMT 12 04 08
7.441						*.492*	*1.024*	*1.907*	*1.661*	*3.500*			*SCMT 432*
212.0	12	1/2	I	0	R820I-AR26SSYC12A	12.50	26.00	48.43	42.20	100.40	3.0	0.090	SCMT 12 04 08
8.346						*.492*	*1.024*	*1.907*	*1.661*	*3.953*			*SCMT 432*
235.0	12	1/2	I	0	R820I-BR26SSYC12A	12.50	26.00	59.93	42.20	111.90	3.0	0.800	SCMT 12 04 08
9.252						*.492*	*1.024*	*2.359*	*1.661*	*4.406*			*SCMT 432*

ISO 13399 Q1

CNSC CXSC Q35

Corredera para CoroBore® 820

KAPR 84°

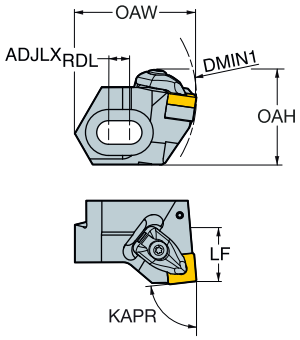



SNMM
SNMG
SNMA, SNGA

DMIN$_1$		IC	CZC$_{MS}$	CNSC	Código de pedido	Dimensiones, mm, pulg. ADJLX$_{RDL}$	LF	WF	OAH	OAW	Nm	Kg	MIID
106.0	12	1/2	F	0	**R820F-AR24DSYN12A**	8.00	24.00	29.55	42.30	54.20	3.9	0.262	SNMG 12 04 08
4.173						*.315*	*.945*	*1.163*	*1.665*	*2.134*			*SNMG 432*
121.0	12	1/2	F	0	**R820F-BR24DSYN12A**	8.00	24.00	37.05	42.30	61.70	3.9	0.399	SNMG 12 04 08
4.764						*.315*	*.945*	*1.459*	*1.665*	*2.429*			*SNMG 432*
136.0	12	1/2	G	0	**R820G-AR24DSYN12A**	8.00	24.00	37.05	42.10	69.20	3.9	0.398	SNMG 12 04 08
5.354						*.315*	*.945*	*1.459*	*1.657*	*2.724*			*SNMG 432*
151.0	12	1/2	G	0	**R820G-BR24DSYN12A**	8.00	24.00	44.53	42.10	76.70	3.9	0.399	SNMG 12 04 08
5.945						*.315*	*.945*	*1.753*	*1.657*	*3.020*			*SNMG 432*
166.0	15	5/8	H	0	**R820H-AR36DSYN15A**	12.50	36.00	49.95	60.00	85.00	6.4	1.000	SNMG 15 06 12
6.535						*.492*	*1.417*	*1.967*	*2.362*	*3.346*			*SNMG 543*
189.0	15	5/8	H	0	**R820H-BR36DSYN15A**	12.50	36.00	61.45	60.00	96.50	6.4	1.000	SNMG 15 06 12
7.441						*.492*	*1.417*	*2.419*	*2.362*	*3.799*			*SNMG 543*
212.0	15	5/8	I	0	**R820I-AR36DSYN15A**	12.50	36.00	61.45	59.50	108.00	6.4	1.000	SNMG 15 06 12
8.346						*.492*	*1.417*	*2.419*	*2.343*	*4.252*			*SNMG 543*
235.0	15	5/8	I	0	**R820I-BR36DSYN15A**	12.50	36.00	72.95	59.50	119.50	6.4	2.711	SNMG 15 06 12
9.252						*.492*	*1.417*	*2.872*	*2.343*	*4.705*			*SNMG 543*

ISO 13399 Q1

CNSC CXSC Q35

Juego de placa de apoyo para CoroBore® 820



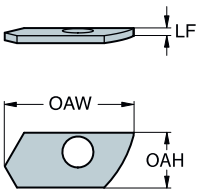

CZC_{MS}	CZC_{WS}	CNSC	Código de pedido	Dimensiones, mm, pulg. LF	OAH	OAW	Kg
A	A	0	R820A-AS00A	1.00	7.40	17.50	0.010
				.039	*.291*	*.689*	
B	B	0	R820B-AS00A	1.00	8.80	21.20	0.010
				.039	*.346*	*.835*	
C	C	0	R820C-AS00A	1.00	11.60	27.50	0.010
				.039	*.457*	*1.083*	
D	D	0	R820D-AS00A	1.00	15.60	34.50	0.010
				.039	*.614*	*1.358*	
E	E	0	R820E-AS00A	1.60	18.00	42.80	0.020
				.063	*.709*	*1.685*	
F	F	0	R820F-AS00A	1.60	21.80	52.40	0.030
				.063	*.858*	*2.063*	
G	G	0	R820G-AS00A	1.60	21.80	65.90	0.040
				.063	*.858*	*2.594*	
H	H	0	R820H-AS00A	2.00	32.80	82.50	0.060
				.079	*1.291*	*3.248*	
I	I	0	R820I-AS00A	2.00	32.80	103.40	0.080
				.079	*1.291*	*4.071*	

ISO 13399 Q1

CNSC CXSC Q35

Tapa para CoroBore® 820



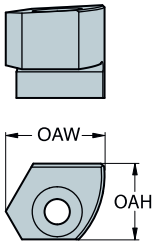

CZC_{MS}	CNSC	Código de pedido	Dimensiones, mm, pulg. OAH	OAW	Kg
A	0	R820A-AC10A	12.90	16.80	0.020
			.508	*.661*	
B	0	R820B-AC11A	15.30	16.79	0.030
			.602	*.661*	
C	0	R820C-AC15A	20.10	20.25	0.050
			.791	*.797*	
D	0	R820D-AC17A	24.10	90.60	0.090
			.949	*3.567*	
E	0	R820E-AC20A	24.10	26.31	0.160
			.949	*1.036*	
F	0	R820F-AC22A	34.70	32.62	0.260
			1.366	*1.284*	
G	0	R820G-AC22A	34.70	49.66	0.350
			1.366	*1.955*	
H	0	R820H-AC34A	50.20	63.16	0.910
			1.976	*2.487*	
H	0	R820H-BC24A	42.20	77.52	0.550
			1.661	*3.052*	
I	0	R820I-AC34A	50.20	69.90	1.210
			1.976	*2.752*	
I	0	R820I-BC24A	42.20	98.22	0.730
			1.661	*3.867*	

Se requieren dos tapas

ISO 13399 Q1

CNSC CXSC Q35

SANDVIK Coromant

Herramienta de mandrinado en desbaste DuoBore™

Coromant Capto® - Suministro de refrigerante interior

Hasta 2 filos



CCMT, CCGT
CCGX, CCET

CCMW

KAPR 90°
DSGN 1

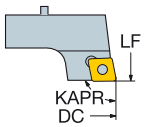

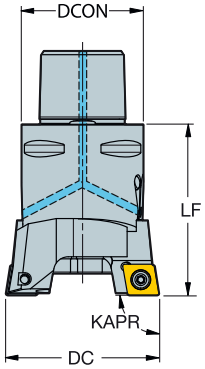

90°
2

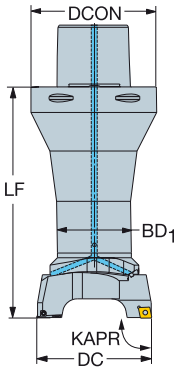

DCN	DCX		IC	CZC_{MS}	CNSC	DSGN	Código de pedido	Dimensiones, mm, pulg. DCON	ULDR	LF	BD_1	CP Bar/PSI	Nm	Kg	CICT	MIID
25.0	32.0	06	1/4	C3	1	2	**821-32CC06-C3**	32.00	1.80	81.00	24.00	20	0.9	0.310	2	CCMT 06 02 04
.984	*1.260*							*1.260*		*3.189*	*.945*	*290*				*CCMT 2(1.5)1*
30.0	38.0	06	1/4	C3	1	2	**821-38CC06-C3**	32.00	2.00	97.00	29.00	20	0.9	0.460	2	CCMT 06 02 04
1.181	*1.496*							*1.260*		*3.819*	*1.142*	*290*				*CCMT 2(1.5)1*
46.0	56.0	12	1/2	C4	1	1	**821-56CC12-C4**	40.00		65.00		20	3.0	0.610	2	CCMT 12 04 08
1.811	*2.205*							*1.575*		*2.559*		*290*				*CCMT 432*
55.0	70.0	12	1/2	C5	1	1	**821-70CC12-C5**	50.00		70.00		20	3.0	0.890	2	CCMT 12 04 08
2.165	*2.756*							*1.969*		*2.756*		*290*				*CCMT 432*
69.0	84.0	12	1/2	C6	1	1	**821-84CC12-C6**	63.00		75.00		20	3.0	1.480	2	CCMT 12 04 08
2.717	*3.307*							*2.480*		*2.953*		*290*				*CCMT 432*
83.0	101.0	12	1/2	C6	1	1	**821-101CC12-C6**	63.00		75.00		20	3.0	1.600	2	CCMT 12 04 08
3.268	*3.976*							*2.480*		*2.953*		*290*				*CCMT 432*
99.0	125.0	12	1/2	C8	1	1	**821-125CC12-C8**	80.00		100.00		20	3.0	4.000	2	CCMT 12 04 08
3.898	*4.921*							*3.150*		*3.937*		*290*				*CCMT 432*
123.0	150.0	12	1/2	C8	1	1	**821-150CC12-C8**	80.00		100.00		20	3.0	4.300	2	CCMT 12 04 08
4.843	*5.906*							*3.150*		*3.937*		*290*				*CCMT 432*

O5 Q1 Q35 Q28

Herramienta de mandrinado en desbaste DuoBore™

Coromant Capto® - Suministro de refrigerante interior

Hasta 2 filos

KAPR

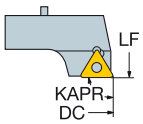

90°

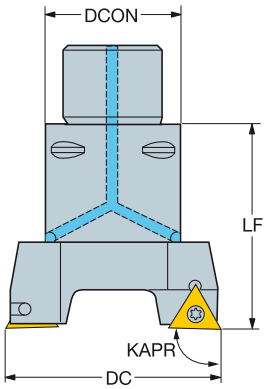

TCMT, TCMX, TCGT, TCGX TCEX

TCMW

DCN	DCX		IC	CZC_{MS}	CNSC	Código de pedido	Dimensiones, mm, pulg. DCON	LF	CP Bar/PSI	Nm	Kg	CICT	MIID
37.0	47.0	11	1/4	C3	1	**821-47TC11-C3**	32.00	50.00	20	0.9	0.270	2	TCMT 11 03 04
1.457	*1.850*						*1.260*	*1.969*	*290*				*TCMT 221*
46.0	56.0	16	3/8	C4	1	**821-56TC16-C4**	40.00	65.00	20	3.0	0.570	2	TCMT 16 T3 08
1.811	*2.205*						*1.575*	*2.559*	*290*				*TCMT 3(2.5)2*
55.0	70.0	16	3/8	C5	1	**821-70TC16-C5**	50.00	70.00	20	3.0	0.890	2	TCMT 16 T3 08
2.165	*2.756*						*1.969*	*2.756*	*290*				*TCMT 3(2.5)2*
69.0	84.0	16	3/8	C5	1	**821-84TC16-C5**	50.00	75.00	20	3.0	1.400	2	TCMT 16 T3 08
2.717	*3.307*						*1.969*	*2.953*	*290*				*TCMT 3(2.5)2*
69.0	84.0	16	3/8	C6	1	**821-84TC16-C6**	63.00	75.00	20	3.0	1.520	2	TCMT 16 T3 08
2.717	*3.307*						*2.480*	*2.953*	*290*				*TCMT 3(2.5)2*
83.0	101.0	16	3/8	C5	1	**821-101TC16-C5**	50.00	75.00	20	3.0	1.480	2	TCMT 16 T3 08
3.268	*3.976*						*1.969*	*2.953*	*290*				*TCMT 3(2.5)2*
83.0	101.0	22	1/2	C5	1	**821-101TC22-C5**	50.00	86.00	20	3.0	1.620	2	TCMT 22 04 08
3.268	*3.976*						*1.969*	*3.386*	*290*				*TCMT 432*
83.0	101.0	16	3/8	C6	1	**821-101TC16-C6**	63.00	75.00	20	3.0	1.600	2	TCMT 16 T3 08
3.268	*3.976*						*2.480*	*2.953*	*290*				*TCMT 3(2.5)2*
83.0	101.0	22	1/2	C6	1	**821-101TC22-C6**	63.00	86.00	20	3.0	1.740	2	TCMT 22 04 08
3.268	*3.976*						*2.480*	*3.386*	*290*				*TCMT 432*
99.0	125.0	16	3/8	C6	1	**821-125TC16-C6**	63.00	100.00	20	3.0	3.500	2	TCMT 16 T3 08
3.898	*4.921*						*2.480*	*3.937*	*290*				*TCMT 3(2.5)2*
99.0	125.0	22	1/2	C6	1	**821-125TC22-C6**	63.00	100.00	20	3.0	3.480	2	TCMT 22 04 08
3.898	*4.921*						*2.480*	*3.937*	*290*				*TCMT 432*
99.0	125.0	16	3/8	C8	1	**821-125TC16-C8**	80.00	100.00	20	3.0	4.000	2	TCMT 16 T3 08
3.898	*4.921*						*3.150*	*3.937*	*290*				*TCMT 3(2.5)2*
99.0	125.0	22	1/2	C8	1	**821-125TC22-C8**	80.00	100.00	20	3.0	3.980	2	TCMT 22 04 08
3.898	*4.921*						*3.150*	*3.937*	*290*				*TCMT 432*
123.0	150.0	16	3/8	C6	1	**821-150TC16-C6**	63.00	100.00	20	3.0	3.820	2	TCMT 16 T3 08
4.843	*5.906*						*2.480*	*3.937*	*290*				*TCMT 3(2.5)2*

O5 Q1 Q35 Q28

Herramienta de mandrinado en desbaste DuoBore™

Coromant Capto® - Suministro de refrigerante interior

Hasta 2 filos

TCMT, TCMX,
TCGT, TCGX
TCEX

TCMW

KAPR

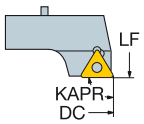

90°

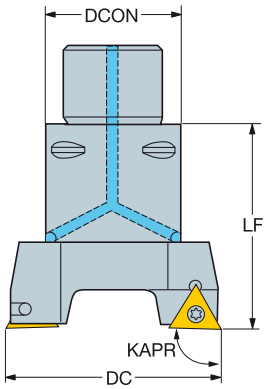

DCN	DCX		IC	CZC_{MS}	CNSC	Código de pedido	Dimensiones, mm, pulg. DCON	LF	CP Bar/PSI	Nm	Kg	CICT	MIID
123.0	150.0	22	1/2	C6	1	**821-150TC22-C6**	63.00	100.00	20	3.0	3.840	2	TCMT 22 04 08
4.843	*5.906*						*2.480*	*3.937*	*290*				*TCMT 432*
123.0	150.0	16	3/8	C8	1	**821-150TC16-C8**	80.00	100.00	20	3.0	4.320	2	TCMT 16 T3 08
4.843	*5.906*						*3.150*	*3.937*	*290*				*TCMT 3(2.5)2*
123.0	150.0	22	1/2	C8	1	**821-150TC22-C8**	80.00	100.00	20	3.0	4.340	2	TCMT 22 04 08
4.843	*5.906*						*3.150*	*3.937*	*290*				*TCMT 432*

O5 Q1 Q35 Q28

Herramienta de mandrinado en desbaste DuoBore™

Coromant Capto® - Suministro de refrigerante interior

Hasta 2 filos

KAPR

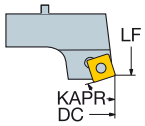

75°

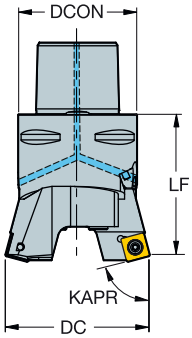

SCMT, SCGX

SCMW

DCN	DCX		IC	CZC_{MS}	CNSC	**Código de pedido**	Dimensiones, mm, pulg. DCON	LF	CP Bar/PSI	Nm	Kg	CICT	MIID
46.0	56.0	09	3/8	C4	1	**821-56SC09-C4**	40.00	65.00	20	3.0	0.570	2	SCMT 09 T3 08
1.811	*2.205*						*1.575*	*2.559*	*290*				*SCMT 3(2.5)2*
55.0	70.0	09	3/8	C5	1	**821-70SC09-C5**	50.00	70.00	20	3.0	0.890	2	SCMT 09 T3 08
2.165	*2.756*						*1.969*	*2.756*	*290*				*SCMT 3(2.5)2*
69.0	84.0	12	1/2	C5	1	**821-84SC12-C5**	50.00	75.00	20	3.0	1.400	2	SCMT 12 04 08
2.717	*3.307*						*1.969*	*2.953*	*290*				*SCMT 432*
69.0	84.0	12	1/2	C6	1	**821-84SC12-C6**	63.00	75.00	20	3.0	1.520	2	SCMT 12 04 08
2.717	*3.307*						*2.480*	*2.953*	*290*				*SCMT 432*
83.0	101.0	12	1/2	C5	1	**821-101SC12-C5**	50.00	86.00	20	3.0	1.620	2	SCMT 12 04 08
3.268	*3.976*						*1.969*	*3.386*	*290*				*SCMT 432*
83.0	101.0	12	1/2	C6	1	**821-101SC12-C6**	63.00	86.00	20	3.0	1.740	2	SCMT 12 04 08
3.268	*3.976*						*2.480*	*3.386*	*290*				*SCMT 432*
99.0	125.0	12	1/2	C6	1	**821-125SC12-C6**	63.00	100.00	20	3.0	3.480	2	SCMT 12 04 08
3.898	*4.921*						*2.480*	*3.937*	*290*				*SCMT 432*
99.0	125.0	12	1/2	C8	1	**821-125SC12-C8**	80.00	100.00	20	3.0	3.980	2	SCMT 12 04 08
3.898	*4.921*						*3.150*	*3.937*	*290*				*SCMT 432*
123.0	150.0	12	1/2	C6	1	**821-150SC12-C6**	63.00	100.00	20	3.0	3.820	2	SCMT 12 04 08
4.843	*5.906*						*2.480*	*3.937*	*290*				*SCMT 432*
123.0	150.0	12	1/2	C8	1	**821-150SC12-C8**	80.00	100.00	20	3.0	4.320	2	SCMT 12 04 08
4.843	*5.906*						*3.150*	*3.937*	*290*				*SCMT 432*

O5

ISO 13399 Q1

CNSC CXSC Q35

C3 – D C Q28

Herramienta de mandrinado en desbaste DuoBore™

Coromant Capto® - Suministro de refrigerante interior

Hasta 2 filos

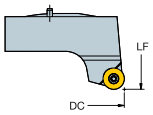

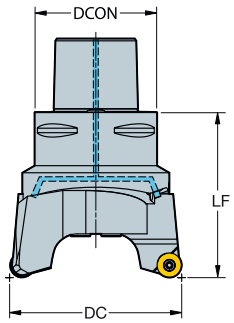

RCMT
RCGX-AL

DCN	DCX		IC	CZC_{MS}	CNSC	Código de pedido	Dimensiones, mm, pulg. DCON	LF	CP Bar/PSI	Nm	Kg	CICT	MIID
99.0	125.0	16	.630	C8	1	**821-125RC16-C8**	80.00	108.00	20	3.0	4.120	2	RCMT 16 06 M0
3.898	*4.921*						*3.150*	*4.252*	*290*				*RCMT 16 06 M0*
123.0	150.0	16	.630	C8	1	**821-150RC16-C8**	80.00	108.00	20	3.0	4.360	2	RCMT 16 06 M0
4.843	*5.906*						*3.150*	*4.252*	*290*				*RCMT 16 06 M0*

O5

ISO 13399 Q1

CNSC CXSC Q35

C3 – D C Q28

Herramienta antivibratoria de mandrinado en desbaste DuoBore™

Coromant Capto® - Suministro de refrigerante interior

Hasta 2 filos

SilentTools®

KAPR 90° 90°
DSGN 1 2

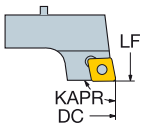

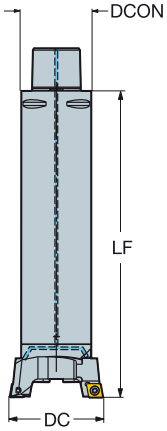

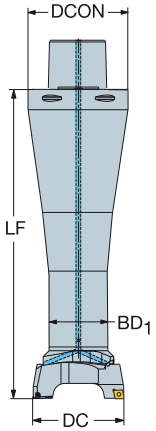



CCMT, CCGT
CCGX, CCET

CCMW

DCN	DCX		IC	CZC_{MS}	CNSC	DSGN	Código de pedido	Dimensiones, mm, pulg. DCON	ULDR	LF	BD_1	CP Bar/PSI	Nm	Kg	CICT	MIID
25.0	32.0	06	1/4	C3	1	2	**821D-32CC06-C3**	32.00	6.00	213.00	22.00	70	0.9	0.720	2	CCMT 06 02 04
.984	*1.260*							*1.260*		*8.386*	*.866*	*1015*				*CCMT 2(1.5)1*
30.0	38.0	06	1/4	C3	1	2	**821D-38CC06-C3**	32.00	6.00	224.00	26.00	70	0.9	1.040	2	CCMT 06 02 04
1.181	*1.496*							*1.260*		*8.819*	*1.024*	*1015*				*CCMT 2(1.5)1*
69.0	84.0	12	1/2	C6	1	1	**821D-84CC12-C6**	63.00		397.00	63.00	70	3.0	9.920	2	CCMT 12 04 08
2.717	*3.307*							*2.480*		*15.630*	*2.480*	*1015*				*CCMT 432*
83.0	101.0	12	1/2	C6	1	1	**821D-101CC12-C6**	63.00		408.00	63.00	70	3.0	10.040	2	CCMT 12 04 08
3.268	*3.976*							*2.480*		*16.063*	*2.480*	*1015*				*CCMT 432*
99.0	125.0	12	1/2	C8	1	1	**821D-125CC12-C8**	80.00		420.00	96.00	70	3.0	15.000	2	CCMT 12 04 08
3.898	*4.921*							*3.150*		*16.535*	*3.780*	*1015*				*CCMT 432*
123.0	150.0	12	1/2	C8	1	1	**821D-150CC12-C8**	80.00		420.00	96.00	70	3.0	15.300	2	CCMT 12 04 08
4.843	*5.906*							*3.150*		*16.535*	*3.780*	*1015*				*CCMT 432*

O5

ISO 13399 Q1

CNSC CXSC Q35

C3 – D C Q28

SANDVIK Coromant

Herramienta antivibratoria de mandrinado en desbaste DuoBore™

Coromant Capto® - Suministro de refrigerante interior

Hasta 2 filos

TCMT, TCMX, TCGT, TCGX TCEX

TCMW

KAPR 90° 90°
DSGN 1 2

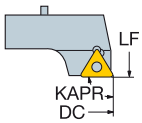

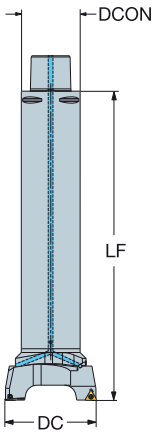

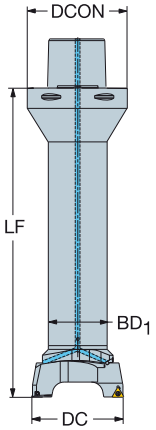

DCN	DCX		IC	CZC_{MS}	CNSC	DSGN	Código de pedido	Dimensiones, mm, pulg. DCON	ULDR	LF	BD_1	CP Bar/PSI	Nm	Kg	CICT	MIID
37.0	47.0	11	1/4	C4	1	2	**821D-47TC11-C4**	40.00	6.00	278.00	32.00	70	0.9	1.960	2	TCMT 11 03 04
1.457	*1.850*							*1.575*		*10.945*	*1.260*	*1015*				*TCMT 221*
46.0	56.0	16	3/8	C5	1	2	**821D-56TC16-C5**	50.00	6.00	332.00	40.00	70	3.0	3.176	2	TCMT 16 T3 08
1.811	*2.205*							*1.969*		*13.071*	*1.575*	*1015*				*TCMT 3(2.5)2*
55.0	70.0	16	3/8	C5	1	1	**821D-70TC16-C5**	50.00		306.00	50.00	70	3.0	4.460	2	TCMT 16 T3 08
2.165	*2.756*							*1.969*		*12.047*	*1.969*	*1015*				*TCMT 3(2.5)2*
69.0	84.0	16	3/8	C6	1	1	**821D-84TC16-C6**	63.00		397.00	63.00	70	3.0	9.600	2	TCMT 16 T3 08
2.717	*3.307*							*2.480*		*15.630*	*2.480*	*1015*				*TCMT 3(2.5)2*
83.0	101.0	16	3/8	C6	1	1	**821D-101TC16-C6**	63.00		397.00	63.00	70	3.0	9.700	2	TCMT 16 T3 08
3.268	*3.976*							*2.480*		*15.630*	*2.480*	*1015*				*TCMT 3(2.5)2*
83.0	101.0	22	1/2	C6	1	1	**821D-101TC22-C6**	63.00		408.00	63.00	70	3.8	9.920	2	TCMT 22 04 08
3.268	*3.976*							*2.480*		*16.063*	*2.480*	*1015*				*TCMT 432*
99.0	125.0	16	3/8	C6	1	1	**821D-125TC16-C6**	63.00		400.00	96.00	70	3.0	10.980	2	TCMT 16 T3 08
3.898	*4.921*							*2.480*		*15.748*	*3.780*	*1015*				*TCMT 3(2.5)2*
99.0	125.0	22	1/2	C6	1	1	**821D-125TC22-C6**	63.00		400.00	96.00	70	3.8	11.360	2	TCMT 22 04 08
3.898	*4.921*							*2.480*		*15.748*	*3.780*	*1015*				*TCMT 432*
99.0	125.0	16	3/8	C8	1	1	**821D-125TC16-C8**	80.00		420.00	96.00	70	3.0	15.380	2	TCMT 16 T3 08
3.898	*4.921*							*3.150*		*16.535*	*3.780*	*1015*				*TCMT 3(2.5)2*
99.0	125.0	22	1/2	C8	1	1	**821D-125TC22-C8**	80.00		420.00	96.00	70	3.0	15.760	2	TCMT 22 04 08
3.898	*4.921*							*3.150*		*16.535*	*3.780*	*1015*				*TCMT 432*
123.0	150.0	16	3/8	C6	1	1	**821D-150TC16-C6**	63.00		400.00	96.00	70	3.0	11.140	2	TCMT 16 T3 08
4.843	*5.906*							*2.480*		*15.748*	*3.780*	*1015*				*TCMT 3(2.5)2*
123.0	150.0	22	1/2	C6	1	1	**821D-150TC22-C6**	63.00		400.00	96.00	70	3.8	11.640	2	TCMT 22 04 08
4.843	*5.906*							*2.480*		*15.748*	*3.780*	*1015*				*TCMT 432*
123.0	150.0	16	3/8	C8	1	1	**821D-150TC16-C8**	80.00		420.00	96.00	70	3.0	15.540	2	TCMT 16 T3 08
4.843	*5.906*							*3.150*		*16.535*	*3.780*	*1015*				*TCMT 3(2.5)2*
123.0	150.0	22	1/2	C8	1	1	**821D-150TC22-C8**	80.00		420.00	96.00	70	3.0	16.040	2	TCMT 22 04 08
4.843	*5.906*							*3.150*		*16.535*	*3.780*	*1015*				*TCMT 432*

O5 Q1 Q35 Q28

Coromant Capto® a Duobore™, cuerpo de herramienta

Suministro de refrigerante interior



DSGN 1

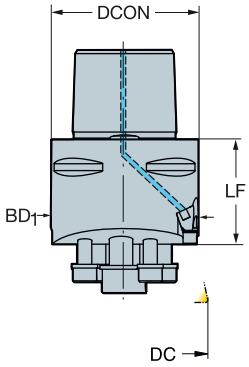

DCN	DCX	CZC_{MS}	CZC_{WS}	CNSC	DSGN	Código de pedido	Dimensiones, mm, pulg. DCON	LF	BD_1	CP Bar/PSI	Nm	Kg
25.0	32.0	C3	1	1	1	**C3-391.68A-1-021068B**	32.00	68.00	21.00	20	4.8	0.290
.984	*1.260*						*1.260*	*2.677*	*.827*	*290*		
30.0	38.0	C3	2	1	1	**C3-391.68A-2-026084B**	32.00	84.00	26.00	20	4.8	0.420
1.181	*1.496*						*1.260*	*3.307*	*1.024*	*290*		
37.0	47.0	C3	3	1	1	**C3-391.68A-3-032034B**	32.00	34.00	32.00	20	4.8	0.210
1.457	*1.850*						*1.260*	*1.339*	*1.260*	*290*		
46.0	56.0	C4	4	1	1	**C4-391.68A-4-040041B**	40.00	41.00	40.00	20	9.0	0.430
1.811	*2.205*						*1.575*	*1.614*	*1.575*	*290*		
55.0	70.0	C5	5	1	1	**C5-391.68A-5-050044B**	50.00	44.00	50.00	20	16.0	0.650
2.165	*2.756*						*1.969*	*1.732*	*1.969*	*290*		
69.0	101.0	C5	6	1	1	**C5-391.68A-6-063045C**	50.00	45.00	63.00	20	16.0	0.940
2.717	*3.976*						*1.969*	*1.772*	*2.480*	*290*		
69.0	101.0	C6	6	1	1	**C6-391.68A-6-063045C**	63.00	45.00	63.00	20	16.0	1.060
2.717	*3.976*						*2.480*	*1.772*	*2.480*	*290*		
99.0	150.0	C6	7	1	1	**C6-391.68A-7-096 060**	63.00	60.00	96.00	20	38.0	2.500
3.898	*5.906*						*2.480*	*2.362*	*3.780*	*290*		
99.0	150.0	C8	7	1	1	**C8-391.68A-7-080060D**	80.00	60.00	96.00	20	38.0	3.000
3.898	*5.906*						*3.150*	*2.362*	*3.780*	*290*		

ISO 13399 Q1

CNSC CXSC Q35

SANDVIK Coromant

Coromant Capto® a Duobore™, cuerpo de herramienta antivibratorio

Suministro de refrigerante interior

Adaptador antivibratorio

SilentTools®

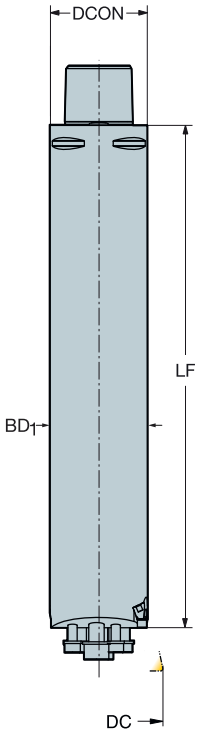

DCN	DCX	CZC_{MS}	CZC_{WS}	CNSC	Código de pedido	Dimensiones, mm, pulg. DCON	LF	WF	BD_1	CP Bar/PSI	Nm	Kg
25.0	32.0	C3	1	1	**C3-391.69A-1-022200A**	32.00	200.00	1.50	22.00	70	4.8	0.750
.984	*1.260*					*1.260*	*7.874*	*.059*	*.866*	*1015*		
30.0	38.0	C3	2	1	**C3-391.69A-2-026211A**	32.00	211.00	2.50	26.00	70	4.8	1.100
1.181	*1.496*					*1.260*	*8.307*	*.098*	*1.024*	*1015*		
37.0	47.0	C4	3	1	**C4-391.69A-3-032262A**	40.00	262.00	5.00	32.00	70	4.8	1.660
1.457	*1.850*					*1.575*	*10.315*	*.197*	*1.260*	*1015*		
46.0	56.0	C5	4	1	**C5-391.69A-4-040308A**	50.00	308.00	3.50	40.00	70	9.0	3.300
1.811	*2.205*					*1.969*	*12.126*	*.138*	*1.575*	*1015*		
55.0	70.0	C5	5	1	**C5-391.69A-5-050280A**	50.00	280.00	10.00	50.00	70	16.0	3.800
2.165	*2.756*					*1.969*	*11.024*	*.394*	*1.969*	*1015*		
69.0	101.0	C6	6	1	**C6-391.69A-6-063367A**	63.00	367.00	17.00	63.00	70	16.0	9.500
2.717	*3.976*					*2.480*	*14.449*	*.669*	*2.480*	*1015*		
99.0	150.0	C6	7	4	**C6-391.69A-7-063 360**	63.00	360.00	25.00	63.00	70	38.0	10.300
3.898	*5.906*					*2.480*	*14.173*	*.984*	*2.480*	*1015*		
99.0	150.0	C8	7	1	**C8-391.69A-7-080 380 A**	80.00	380.00	25.00	80.00	70	38.0	14.000
3.898	*5.906*					*3.150*	*14.961*	*.984*	*3.150*	*1015*		

ISO 13399 Q1

CNSC CXSC Q35

Corredera para DuoBore™



KAPR 90°

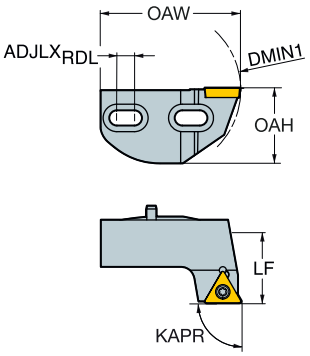

TCMT, TCMX, TCGT, TCGX TCEX

TCMW

DMIN$_1$		IC	CZC$_{MS}$	CNSC	Código de pedido	Dimensiones, mm, pulg. ADJLX$_{RDL}$	LF	WF	OAH	OAW	Nm	Kg	MIID
37.0	11	1/4	3	0	**391.68A-3-04716T11B**	5.00	16.00	13.50	16.70	32.10	0.9	0.048	TCMT 11 02 08
1.457						*.197*	*.630*	*.531*	*.657*	*1.264*			*TCMT 2(1.5)2*
37.0	11	1/4	3	0	**391.68F-3-04716TC11B**	5.00	16.00	13.50	16.70	32.10	0.9	0.030	TCMT 11 03 08
1.457						*.197*	*.630*	*.531*	*.657*	*1.264*			*TCMT 222*
46.0	16	3/8	4	0	**391.68A-4-05624T16B**	5.00	24.00	19.50	20.70	41.00	3.0	0.181	TCMT 16 T3 08
1.811						*.197*	*.945*	*.768*	*.815*	*1.614*			*TCMT 3(2.5)2*
55.0	16	3/8	5	0	**391.68A-5-07026T16B**	7.50	26.00	17.50	25.70	49.50	3.0	0.174	TCMT 16 T3 08
2.165						*.295*	*1.024*	*.689*	*1.012*	*1.949*			*TCMT 3(2.5)2*
69.0	16	3/8	6	0	**391.68A-6-08430T16B**	7.50	30.00	17.50	32.20	59.90	3.0	0.250	TCMT 16 T3 08
2.717						*.295*	*1.181*	*.689*	*1.268*	*2.358*			*TCMT 3(2.5)2*
83.0	16	3/8	6	0	**391.68A-6-10130T16B**	9.00	30.00	24.00	32.20	69.00	3.0	0.299	TCMT 16 T3 08
3.268						*.354*	*1.181*	*.945*	*1.268*	*2.717*			*TCMT 3(2.5)2*
83.0	22	1/2	6	0	**391.68A-6-10141T22B**	9.00	30.00	24.00	32.20	69.00	3.0	0.418	TCMT 22 04 08
3.268						*.354*	*1.181*	*.945*	*1.268*	*2.717*			*TCMT 432*
99.0	16	3/8	7	0	**391.68A-7-12540T16B**	13.00	40.00	24.50	40.70	89.50	3.0	0.181	TCMT 16 T3 08
3.898						*.512*	*1.575*	*.965*	*1.602*	*3.524*			*TCMT 3(2.5)2*
99.0	22	1/2	7	0	**391.68A-7-12540T22B**	13.00	40.00	24.50	40.70	89.50	3.0	0.680	TCMT 22 04 08
3.898						*.512*	*1.575*	*.965*	*1.602*	*3.524*			*TCMT 432*
123.0	16	3/8	7	0	**391.68A-7-15040T16B**	13.50	40.00	36.50	40.70	101.50	3.0	0.600	TCMT 16 T3 08
4.843						*.531*	*1.575*	*1.437*	*1.602*	*3.996*			*TCMT 3(2.5)2*
123.0	22	1/2	7	0	**391.68A-7-15040T22B**	13.50	40.00	36.50	40.70	101.50	3.0	1.006	TCMT 22 04 08
4.843						*.531*	*1.575*	*1.437*	*1.602*	*3.996*			*TCMT 432*

ISO 13399 Q1

CNSC CXSC Q35

SANDVIK Coromant

Corredera para DuoBore™



KAPR 90°

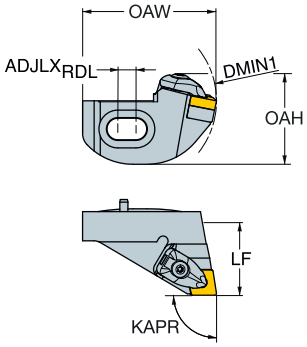

CNMM, CNGP
CNMG
CNMA, CNGA

DMIN$_1$		IC	CZC$_{MS}$	CNSC	Código de pedido	Dimensiones, mm, pulg. ADJLX$_{RDL}$	LF	WF	OAH	OAW	Nm	kg	MIID
69.0	12	1/2	6	0	**391.68F-6-08436C12B**	7.50	36.00	33.00	45.41	59.50	3.9	0.610	CNMG 12 04 08
2.717						*.295*	*1.417*	*1.299*	*1.788*	*2.343*			*CNMG 432*
83.0	12	1/2	6	0	**391.68F-6-10136C12B**	9.00	36.00	40.00	45.10	59.50	3.9	0.400	CNMG 12 04 08
3.268						*.354*	*1.417*	*1.575*	*1.776*	*2.343*			*CNMG 432*
99.0	12	1/2	7	0	**391.68F-7-12540C12B**	13.00	40.00	39.50	61.22	86.00	3.9	0.660	CNMG 12 04 08
3.898						*.512*	*1.575*	*1.555*	*2.410*	*3.386*			*CNMG 432*
99.0	16	5/8	7	0	**391.68F-7-12540C16B**	13.00	40.00	39.50	64.98	86.00	6.4	0.210	CNMG 16 06 08
3.898						*.512*	*1.575*	*1.555*	*2.558*	*3.386*			*CNMG 542*
123.0	12	1/2	7	0	**391.68F-7-15040C12B**	13.50	40.00	51.50	60.87	98.00	3.9	1.002	CNMG 12 04 08
4.843						*.531*	*1.575*	*2.028*	*2.396*	*3.858*			*CNMG 432*
123.0	16	5/8	7	0	**391.68F-7-15040C16B**	13.50	40.00	51.50	64.56	98.00	6.4	1.006	CNMG 16 06 08
4.843						*.531*	*1.575*	*2.028*	*2.542*	*3.858*			*CNMG 542*

ISO 13399 Q1

CNSC CXSC Q35

Corredera para DuoBore™





CCMT, CCGT
CCGX, CCET
CCMW

KAPR 90°

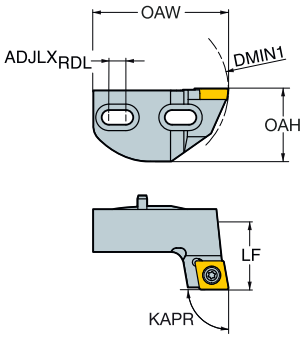

DMIN$_1$		IC	CZC$_{MS}$	CNSC	Código de pedido	Dimensiones, mm, pulg. ADJLX$_{RDL}$	LF	WF	OAH	OAW	Nm	Kg	MIID
46.0	12	1/2	4	0	**391.68F-4-056 24 CC12**	5.00	24.00	19.50	21.10	41.00	3.0	0.090	CCMT 12 04 08
1.811						*.197*	*.945*	*.768*	*.831*	*1.614*			*CCMT 432*
55.0	12	1/2	5	0	**391.68F-5-070 26 CC12**	7.50	26.00	17.50	25.90	49.50	3.0	0.120	CCMT 12 04 08
2.165						*.295*	*1.024*	*.689*	*1.020*	*1.949*			*CCMT 432*
69.0	12	1/2	6	0	**391.68F-6-084 30 CC12**	7.50	30.00	17.50	32.20	59.90	3.0	0.210	CCMT 12 04 08
2.717						*.295*	*1.181*	*.689*	*1.268*	*2.358*			*CCMT 432*
83.0	12	1/2	6	0	**391.68F-6-101 30 CC12**	9.00	30.00	24.00	32.20	69.00	3.0	0.270	CCMT 12 04 08
3.268						*.354*	*1.181*	*.945*	*1.268*	*2.717*			*CCMT 432*
99.0	12	1/2	7	0	**391.68F-7-125 40 CC12**	13.00	40.00	24.50	40.70	89.50	3.0	0.500	CCMT 12 04 08
3.898						*.512*	*1.575*	*.965*	*1.602*	*3.524*			*CCMT 432*
123.0	12	1/2	7	0	**391.68F-7-150 40 CC12**	13.50	40.00	36.50	40.70	101.50	3.0	0.650	CCMT 12 04 08
4.843						*.531*	*1.575*	*1.437*	*1.602*	*3.996*			*CCMT 432*

ISO 13399 Q1

CNSC CXSC Q35

SANDVIK Coromant

Corredera para DuoBore™





CCMT, CCGT
CCGX, CCET

CCMW

KAPR 90°

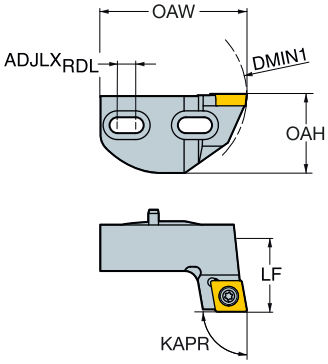

DMIN$_1$		IC	CZC$_{MS}$	CNSC	Código de pedido	Dimensiones, mm, pulg. ADJLX$_{RDL}$	LF	WF	OAH	OAW	Nm	kg	MIID
25.0	06	1/4	1	0	**391.68A-1-03213C06B**	3.50	13.00	11.00	11.20	20.50	0.9	0.010	CCMT 06 02 08
.984						*.138*	*.512*	*.433*	*.441*	*.807*			*CCMT 2(1.5)2*
25.0	06	1/4	1	0	**391.68B-1-03213C06B**	3.50	13.00	11.00	11.20	20.50	0.9	0.010	CCMT 06 02 08
.984						*.138*	*.512*	*.433*	*.441*	*.807*			*CCMT 2(1.5)2*
30.0	06	1/4	2	0	**391.68A-2-03813C06B**	4.00	13.00	12.50	13.70	26.00	0.9	0.020	CCMT 06 02 08
1.181						*.157*	*.512*	*.492*	*.539*	*1.024*			*CCMT 2(1.5)2*
30.0	06	1/4	2	0	**391.68B-2-03813C06B**	4.00	13.00	12.50	13.70	26.00	0.9	0.020	CCMT 06 02 08
1.181						*.157*	*.512*	*.492*	*.539*	*1.024*			*CCMT 2(1.5)2*
37.0	06	1/4	3	0	**391.68B-3-04716C06B**	5.00	16.00	13.50	16.70	32.10	0.9	0.030	CCMT 06 02 08
1.457						*.197*	*.630*	*.531*	*.657*	*1.264*			*CCMT 2(1.5)2*

ISO 13399 Q1

CNSC CXSC Q35

Corredera para DuoBore™

KAPR 75°



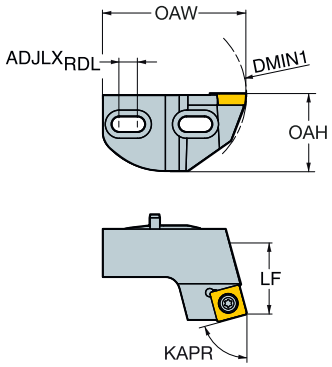

SCMT, SCGX
SCMW

DMIN$_1$		IC	CZC$_{MS}$	CNSC	Código de pedido	Dimensiones, mm, pulg. ADJLX$_{RDL}$	LF	WF	OAH	OAW	Nm	Kg	MIID
46.0	09	3/8	4	0	**391.68B-4-05624S09B**	5.00	24.00	19.50	20.70	41.00	3.0	0.080	SCMT 09 T3 08
1.811						*.197*	*.945*	*.768*	*.815*	*1.614*			*SCMT 3(2.5)2*
55.0	09	3/8	5	0	**391.68B-5-07026S09B**	7.50	26.00	17.50	25.70	49.50	3.0	0.174	SCMT 09 T3 08
2.165						*.295*	*1.024*	*.689*	*1.012*	*1.949*			*SCMT 3(2.5)2*
69.0	12	1/2	6	0	**391.68B-6-08430S12B**	7.50	30.00	17.50	32.20	59.90	3.0	0.400	SCMT 12 04 08
2.717						*.295*	*1.181*	*.689*	*1.268*	*2.358*			*SCMT 432*
83.0	12	1/2	6	0	**391.68B-6-10141S12B**	9.00	41.00	24.00	32.20	69.00	3.0	0.419	SCMT 12 04 08
3.268						*.354*	*1.614*	*.945*	*1.268*	*2.717*			*SCMT 432*
99.0	12	1/2	7	0	**391.68B-7-12540S12B**	13.00	40.00	24.50	40.70	89.50	3.0	0.680	SCMT 12 04 08
3.898						*.512*	*1.575*	*.965*	*1.602*	*3.524*			*SCMT 432*
123.0	12	1/2	7	0	**391.68B-7-15040S12B**	13.50	40.00	36.50	40.70	101.50	3.0	1.010	SCMT 12 04 08
4.843						*.531*	*1.575*	*1.437*	*1.602*	*3.996*			*SCMT 432*

ISO 13399 Q1

CNSC CXSC Q35

SANDVIK Coromant

Corredera para DuoBore™

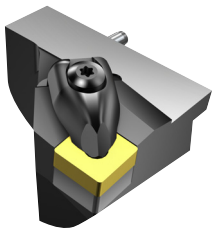



SNMM
SNMG
SNMA, SNGA

KAPR 84°

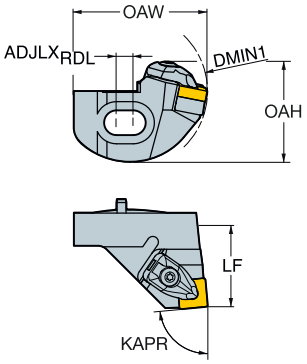

DMIN$_1$		IC	CZC$_{MS}$	CNSC	Código de pedido	Dimensiones, mm, pulg. ADJLX$_{RDL}$	LF	WF	OAH	OAW	Nm	kg	MIID
69.0	12	1/2	6	0	**391.68D-6-08436S12B**	7.50	36.00	34.50	45.05	59.50	3.9	0.300	SNMG 12 04 08
2.717						*.295*	*1.417*	*1.358*	*1.774*	*2.343*			*SNMG 432*
83.0	12	1/2	6	0	**391.68D-6-10136S12B**	9.00	36.00	41.50	44.75	66.50	3.9	0.400	SNMG 12 04 08
3.268						*.354*	*1.417*	*1.634*	*1.762*	*2.618*			*SNMG 432*
99.0	12	1/2	7	0	**391.68D-7-12540S12B**	13.00	40.00	39.75	60.95	86.00	3.9	0.485	SNMG 12 04 08
3.898						*.512*	*1.575*	*1.565*	*2.400*	*3.386*			*SNMG 432*
99.0	15	5/8	7	0	**391.68D-7-12544S15B**	13.00	44.00	39.78	64.56	86.00	6.4	0.660	SNMG 15 06 08
3.898						*.512*	*1.732*	*1.566*	*2.542*	*3.386*			*SNMG 542*
123.0	12	1/2	7	0	**391.68D-7-15040S12B**	13.50	40.00	51.50	60.65	98.00	3.9	0.450	SNMG 12 04 08
4.843						*.531*	*1.575*	*2.028*	*2.388*	*3.858*			*SNMG 432*
123.0	15	5/8	7	0	**391.68D-7-15044S15B**	13.50	44.00	51.56	64.28	98.00	6.4	1.010	SNMG 15 06 08
4.843						*.531*	*1.732*	*2.030*	*2.531*	*3.858*			*SNMG 542*

ISO 13399 Q1

CNSC CXSC Q35

Corredera para DuoBore™



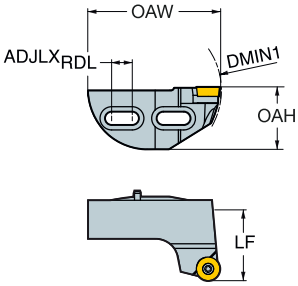

RCMT
RCGX-AL

DMIN$_1$		IC	CZC$_{MS}$	CNSC	Código de pedido	Dimensiones, mm, pulg. ADJLX$_{RDL}$	LF	WF	OAH	OAW	Nm	Kg	MIID
99.0	16	.630	7	0	**391.68S-7-125 48 RC16**	13.00	48.00	24.50	42.20	89.50	6.4	0.560	RCMT 16 06 M0
3.898						*.512*	*1.890*	*.965*	*1.661*	*3.524*			*RCMT 16 06 M0*
123.0	16	.630	7	0	**391.68S-7-150 48 RC16**	13.50	48.00	36.50	42.20	101.50	6.4	0.680	RCMT 16 06 M0
4.843						*.531*	*1.890*	*1.437*	*1.661*	*3.996*			*RCMT 16 06 M0*

ISO 13399 Q1

CNSC CXSC Q35

SANDVIK Coromant

Placa de apoyo para Duobore™



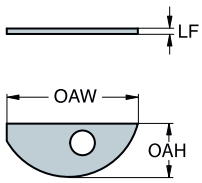

CZC_{MS}	CZC_{WS}	CNSC	**Código de pedido**	Dimensiones, mm, pulg. LF	OAH	OAW	Kg
1	1	0	**5549 125-01**	0.50	7.10	18.74	0.001
				.020	*.280*	*.738*	
2	2	0	**5549 125-02**	0.50	9.70	23.88	0.001
				.020	*.382*	*.940*	
3	3	0	**5549 125-03**	0.50	12.30	30.27	0.001
				.020	*.484*	*1.192*	
4	4	0	**5549 125-04**	0.50	16.30	38.76	0.001
				.020	*.642*	*1.526*	
5	5	0	**5549 125-05**	1.00	20.20	48.34	0.005
				.039	*.795*	*1.903*	
6	6	0	**5549 125-06A**	1.00	25.90	61.30	0.008
				.039	*1.020*	*2.413*	
7	7	0	**5549 125-08**	1.00	41.40	81.55	0.019
				.039	*1.630*	*3.211*	

ISO 13399 Q1

Tapa para Duobore™



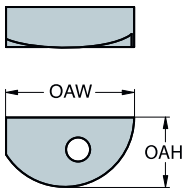

CZC_{MS}	CNSC	Código de pedido	Dimensiones, mm, pulg. OAH	OAW	Kg
1	0	**5623 010-01**	10.50	18.50	0.024
			.413	*.728*	
2	0	**5623 010-02**	13.00	24.00	0.024
			.512	*.945*	
3	0	**5623 010-03A**	16.00	29.60	0.041
			.630	*1.165*	
4	0	**5623 010-04**	20.00	38.00	0.076
			.787	*1.496*	
5	0	**5623 010-05A**	25.00	47.00	0.115
			.984	*1.850*	
6	0	**5623 010-06B**	31.50	56.90	0.161
			1.240	*2.240*	
7	0	**5623 010-07A**	40.00	80.00	0.293
			1.575	*3.150*	

ISO 13399 Q1

Herramienta de mandrinado en desbaste CoroBore® 820 XL

Coromant Capto® - Suministro de refrigerante interior

Hasta 2 filos



TCMT, TCMX, TCGT, TCGX TCEX

TCMW

KAPR

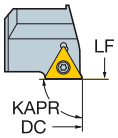

90°

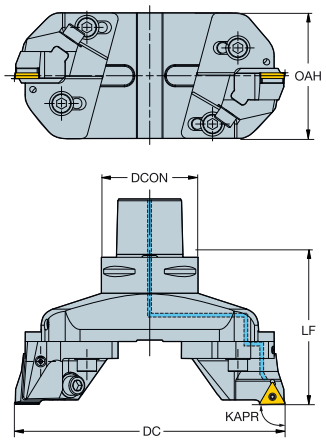

DCN	DCX		IC	CZC_{MS}	CNSC	Código de pedido	Dimensiones, mm, pulg. DCON	$ADJLX_{AXL}$	LF	OAH	CP Bar/PSI	Nm	Kg	CICT	MIID
148.0	200.0	22	1/2	C8	1	**820-200TC22-C8**	80.00	1.50	122.00	104.00	70	3.0	6.950	2	TCMT 22 04 08
5.827	*7.874*						*3.150*	*.059*	*4.803*	*4.094*	*1015*				*TCMT 432*
148.0	200.0	22	1/2	C10	1	**820-200TC22-C10**	100.00	1.50	128.00	104.00	70	3.0	8.860	2	TCMT 22 04 08
5.827	*7.874*						*3.937*	*.059*	*5.039*	*4.094*	*1015*				*TCMT 432*
198.0	250.0	22	1/2	C8	1	**820-250TC22-C8**	80.00	1.50	122.00	104.00	70	3.0	8.180	2	TCMT 22 04 08
7.795	*9.843*						*3.150*	*.059*	*4.803*	*4.094*	*1015*				*TCMT 432*
198.0	250.0	22	1/2	C10	1	**820-250TC22-C10**	100.00	1.50	128.00	104.00	70	3.0	10.120	2	TCMT 22 04 08
7.795	*9.843*						*3.937*	*.059*	*5.039*	*4.094*	*1015*				*TCMT 432*
248.0	300.0	22	1/2	C8	1	**820-300TC22-C8**	80.00	1.50	122.00	104.00	70	3.0	9.380	2	TCMT 22 04 08
9.764	*11.811*						*3.150*	*.059*	*4.803*	*4.094*	*1015*				*TCMT 432*
248.0	300.0	22	1/2	C10	1	**820-300TC22-C10**	100.00	1.50	128.00	104.00	70	3.0	11.430	2	TCMT 22 04 08
9.764	*11.811*						*3.937*	*.059*	*5.039*	*4.094*	*1015*				*TCMT 432*

O5 Q1 Q35 Q28

Herramienta de mandrinado en desbaste CoroBore® 820 XL

Coromant Capto® - Suministro de refrigerante interior

Hasta 2 filos



880-..P-..

KAPR

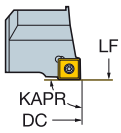

90°

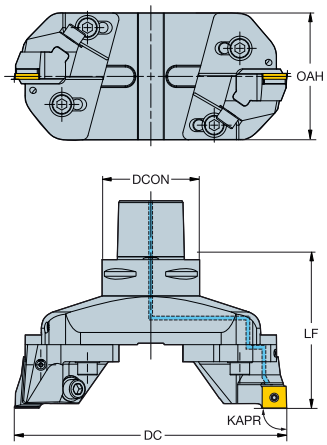

DCN	DCX	▭	IC	CZC_{MS}	CNSC	**Código de pedido**	Dimensiones, mm, pulg. DCON	$ADJLX_{AXL}$	LF	OAH	CP Bar/PSI	Nm	Kg	CICT	MIID
148.0	200.0	09P	09P	C8	1	**820-200SP18-C8**	80.00	1.50	122.00	104.00	70	3.0	7.030	2	880-0906W08H-P-GM
5.827	*7.874*						*3.150*	*.059*	*4.803*	*4.094*	*1015*				*880-0906W08H-P-GM*
148.0	200.0	09P	09P	C10	1	**820-200SP18-C10**	100.00	1.50	128.00	104.00	70	3.0	8.940	2	880-0906W08H-P-GM
5.827	*7.874*						*3.937*	*.059*	*5.039*	*4.094*	*1015*				*880-0906W08H-P-GM*
198.0	250.0	09P	09P	C8	1	**820-250SP18-C8**	80.00	1.50	122.00	104.00	70	3.0	8.260	2	880-0906W08H-P-GM
7.795	*9.843*						*3.150*	*.059*	*4.803*	*4.094*	*1015*				*880-0906W08H-P-GM*
198.0	250.0	09P	09P	C10	1	**820-250SP18-C10**	100.00	1.50	128.00	104.00	70	3.0	10.200	2	880-0906W08H-P-GM
7.795	*9.843*						*3.937*	*.059*	*5.039*	*4.094*	*1015*				*880-0906W08H-P-GM*
248.0	300.0	09P	09P	C8	1	**820-300SP18-C8**	80.00	1.50	122.00	104.00	70	3.0	9.460	2	880-0906W08H-P-GM
9.764	*11.811*						*3.150*	*.059*	*4.803*	*4.094*	*1015*				*880-0906W08H-P-GM*
248.0	300.0	09P	09P	C10	1	**820-300SP18-C10**	100.00	1.50	128.00	104.00	70	3.0	11.510	2	880-0906W08H-P-GM
9.764	*11.811*						*3.937*	*.059*	*5.039*	*4.094*	*1015*				*880-0906W08H-P-GM*

O5 Q1 Q35 Q28

Herramienta de mandrinado en desbaste CoroBore® 820 XL

Coromant Capto® - Suministro de refrigerante interior

Hasta 2 filos



KAPR

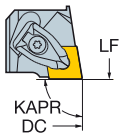

90°

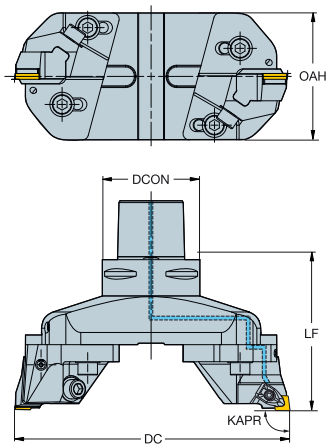

CNMM, CNGP
CNMG
CNMA, CNGA

DCN	DCX		IC	CZC_{MS}	CNSC	**Código de pedido**	Dimensiones, mm, pulg. DCON	$ADJLX_{AXL}$	LF	OAH	CP Bar/PSI	Nm	Kg	CICT	MIID
148.0	200.0	19	3/4	C8	1	**820-200CN19-C8**	80.00	1.50	122.00	104.00	70	6.4	7.050	2	CNMG 19 06 12
5.827	*7.874*						*3.150*	*.059*	*4.803*	*4.094*	*1015*				*CNMG 643*
148.0	200.0	19	3/4	C10	1	**820-200CN19-C10**	100.00	1.50	128.00	104.00	70	6.4	8.960	2	CNMG 19 06 12
5.827	*7.874*						*3.937*	*.059*	*5.039*	*4.094*	*1015*				*CNMG 643*
198.0	250.0	19	3/4	C8	1	**820-250CN19-C8**	80.00	1.50	122.00	104.00	70	6.4	8.280	2	CNMG 19 06 12
7.795	*9.843*						*3.150*	*.059*	*4.803*	*4.094*	*1015*				*CNMG 643*
198.0	250.0	19	3/4	C10	1	**820-250CN19-C10**	100.00	1.50	128.00	104.00	70	6.4	10.220	2	CNMG 19 06 12
7.795	*9.843*						*3.937*	*.059*	*5.039*	*4.094*	*1015*				*CNMG 643*
248.0	300.0	19	3/4	C8	1	**820-300CN19-C8**	80.00	1.50	122.00	104.00	70	6.4	9.480	2	CNMG 19 06 12
9.764	*11.811*						*3.150*	*.059*	*4.803*	*4.094*	*1015*				*CNMG 643*
248.0	300.0	19	3/4	C10	1	**820-300CN19-C10**	100.00	1.50	128.00	104.00	70	6.4	11.530	2	CNMG 19 06 12
9.764	*11.811*						*3.937*	*.059*	*5.039*	*4.094*	*1015*				*CNMG 643*

O5

ISO 13399 Q1

CNSC CXSC Q35

C3 – D C Q28

Herramienta de mandrinado en desbaste CoroBore® 820 XL

Coromant Capto® - Suministro de refrigerante interior

Hasta 2 filos



KAPR

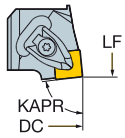

84°

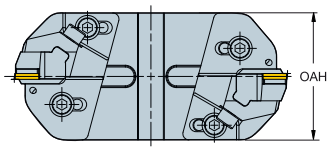

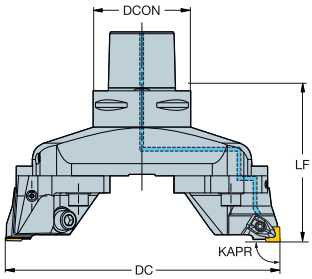



SNMM
SNMG
SNMA, SNGA

DCN	DCX		IC	CZC_{MS}	CNSC	Código de pedido	Dimensiones, mm, pulg. DCON	$ADJLX_{AXL}$	LF	OAH	CP Bar/PSI	Nm	Kg	CICT	MIID
148.0	200.0	15	5/8	C8	1	**820-200SN15-C8**	80.00	1.50	122.00	104.00	70	6.4	7.050	2	SNMG 15 06 08
5.827	*7.874*						*3.150*	*.059*	*4.803*	*4.094*	*1015*				*SNMG 542*
148.0	200.0	15	5/8	C10	1	**820-200SN15-C10**	100.00	1.50	128.00	104.00	70	6.4	8.960	2	SNMG 15 06 08
5.827	*7.874*						*3.937*	*.059*	*5.039*	*4.094*	*1015*				*SNMG 542*
198.0	250.0	15	5/8	C8	1	**820-250SN15-C8**	80.00	1.50	122.00	104.00	70	6.4	8.280	2	SNMG 15 06 08
7.795	*9.843*						*3.150*	*.059*	*4.803*	*4.094*	*1015*				*SNMG 542*
198.0	250.0	15	5/8	C10	1	**820-250SN15-C10**	100.00	1.50	128.00	104.00	70	6.4	10.220	2	SNMG 15 06 08
7.795	*9.843*						*3.937*	*.059*	*5.039*	*4.094*	*1015*				*SNMG 542*
248.0	300.0	15	5/8	C8	1	**820-300SN15-C8**	80.00	1.50	122.00	104.00	70	6.4	9.480	2	SNMG 15 06 08
9.764	*11.811*						*3.150*	*.059*	*4.803*	*4.094*	*1015*				*SNMG 542*
248.0	300.0	15	5/8	C10	1	**820-300SN15-C10**	100.00	1.50	128.00	104.00	70	6.4	11.530	2	SNMG 15 06 08
9.764	*11.811*						*3.937*	*.059*	*5.039*	*4.094*	*1015*				*SNMG 542*

O5

ISO 13399 Q1

CNSC CXSC Q35

C3 – D C Q28

SANDVIK Coromant

Herramienta de mandrinado en desbaste CoroBore® 820 XL

Coromant Capto® - Suministro de refrigerante interior

Hasta 2 filos



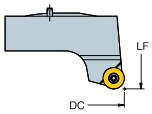

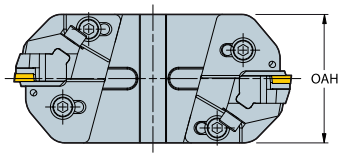

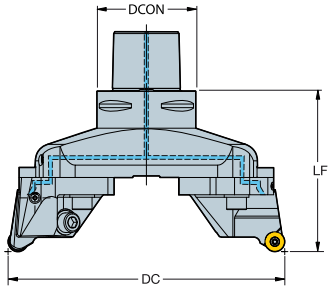

RCMT
RCGX-AL

DCN	DCX	↔	↕IC↕	CZC_{MS}	CNSC	**Código de pedido**	Dimensiones, mm, pulg. DCON	$ADJLX_{AXL}$	LF	OAH	CP Bar/PSI	Nm	Kg	CICT	MIID
148.0	200.0	16	.630	C8	1	**820-200RC16-C8**	80.00	1.50	130.00	104.00	70	3.0	7.050	2	RCMT 16 06 M0
5.827	*7.874*						*3.150*	*.059*	*5.118*	*4.094*	*1015*				*RCMT 16 06 M0*
148.0	200.0	16	.630	C10	1	**820-200RC16-C10**	100.00	1.50	136.00	104.00	70	3.0	8.960	2	RCMT 16 06 M0
5.827	*7.874*						*3.937*	*.059*	*5.354*	*4.094*	*1015*				*RCMT 16 06 M0*
198.0	250.0	16	.630	C8	1	**820-250RC16-C8**	80.00	1.50	130.00	104.00	70	3.0	8.280	2	RCMT 16 06 M0
7.795	*9.843*						*3.150*	*.059*	*5.118*	*4.094*	*1015*				*RCMT 16 06 M0*
198.0	250.0	16	.630	C10	1	**820-250RC16-C10**	100.00	1.50	136.00	104.00	70	3.0	10.220	2	RCMX 16 06 00
7.795	*9.843*						*3.937*	*.059*	*5.354*	*4.094*	*1015*				*RCMX 16 06 00*
248.0	300.0	16	.630	C8	1	**820-300RC16-C8**	80.00	1.50	130.00	104.00	70	3.0	9.480	2	RCMX 16 06 00
9.764	*11.811*						*3.150*	*.059*	*5.118*	*4.094*	*1015*				*RCMX 16 06 00*
248.0	300.0	16	.630	C10	1	**820-300RC16-C10**	100.00	1.50	136.00	104.00	70	3.0	11.530	2	RCMT 16 06 M0
9.764	*11.811*						*3.937*	*.059*	*5.354*	*4.094*	*1015*				*RCMT 16 06 M0*

O5

ISO 13399 Q1

CNSC CXSC Q35

C3 – D C Q28

Herramienta de mandrinado en desbaste CoroBore® 820 XL de peso ligero

Eje - Suministro de refrigerante interior

Hasta 2 filos



TCMT, TCMX,
TCGT, TCGX
TCEX

TCMW

KAPR

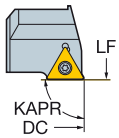

90°

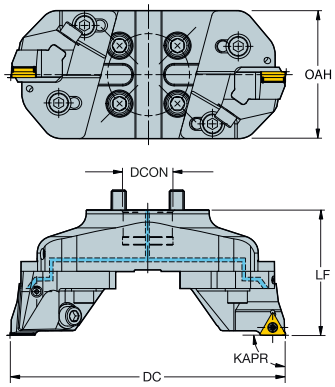

DCN	DCX		IC	CZC_{MS}	CNSC	Código de pedido	Dimensiones, mm, pulg. DCON	$ADJLX_{AXL}$	LF	OAH	CP Bar/PSI	Nm	Kg	CICT	MIID
148.0	200.0	22	1/2	40S	1	**820L-200TC22**	40.00	1.50	102.00	104.00	70	3.0	3.860	2	TCMT 22 04 08
5.827	*7.874*						*1.575*	*.059*	*4.016*	*4.094*	*1015*				*TCMT 432*
198.0	250.0	22	1/2	40S	1	**820L-250TC22**	40.00	1.50	102.00	104.00	70	3.0	4.390	2	TCMT 22 04 08
7.795	*9.843*						*1.575*	*.059*	*4.016*	*4.094*	*1015*				*TCMT 432*
248.0	300.0	22	1/2	40S	1	**820L-300TC22**	40.00	1.50	102.00	104.00	70	3.0	4.870	2	TCMT 22 04 08
9.764	*11.811*						*1.575*	*.059*	*4.016*	*4.094*	*1015*				*TCMT 432*

Debe utilizarse con portaherramientas de fresas de planeado 40S, por ejemplo C8-391.05-40 060M. Pedir por separado.

O5 Q1 Q35 Q28

Herramienta de mandrinado en desbaste CoroBore® 820 XL de peso ligero

Eje - Suministro de refrigerante interior

Hasta 2 filos



CNMM, CNGP
CNMG
CNMA, CNGA

KAPR

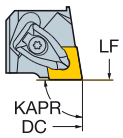

90°

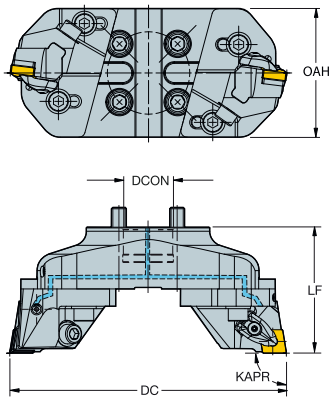

DCN	DCX		IC	CZC_{MS}	CNSC	Código de pedido	Dimensiones, mm, pulg. DCON	$ADJLX_{AXL}$	LF	OAH	CP Bar/PSI	Nm	Kg	CICT	MIID
148.0	200.0	19	3/4	40S	1	**820L-200CN19**	40.00	1.50	102.00	104.00	70	6.4	3.960	2	CNMG 19 06 12
5.827	*7.874*						*1.575*	*.059*	*4.016*	*4.094*	*1015*				*CNMG 643*
198.0	250.0	19	3/4	40S	1	**820L-250CN19**	40.00	1.50	102.00	104.00	70	6.4	4.490	2	CNMG 19 06 12
7.795	*9.843*						*1.575*	*.059*	*4.016*	*4.094*	*1015*				*CNMG 643*
248.0	300.0	19	3/4	40S	1	**820L-300CN19**	40.00	1.50	102.00	104.00	70	6.4	4.970	2	CNMG 19 06 12
9.764	*11.811*						*1.575*	*.059*	*4.016*	*4.094*	*1015*				*CNMG 643*

Debe utilizarse con portaherramientas de fresas de planeado 40S, por ejemplo C8-391.05-40 060M. Pedir por separado.

O5 Q1 Q35 Q28

Herramienta de mandrinado en desbaste CoroBore® 820 XL

Eje - Suministro de refrigerante interior

Hasta 2 filos



KAPR

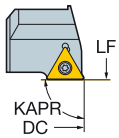

90°

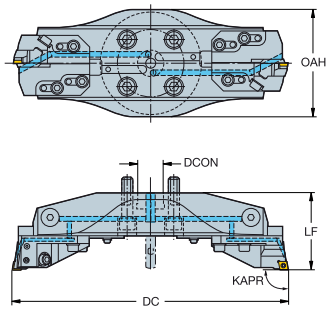

TCMT, TCMX, TCGT, TCGX TCEX

TCMW

DCN	DCX		IC	CZC_{MS}	CNSC	Código de pedido	Dimensiones, mm, pulg. DCON	$ADJLX_{AXL}$	LF	OAH	CP Bar/PSI	Nm	Kg	CICT	MIID
298.0	380.0	22	1/2	40X	1	**820-380TC22**	40.00	1.50	114.00	164.00	70	3.0	8.970	2	TCMT 22 04 08
11.732	*14.961*						*1.575*	*.059*	*4.488*	*6.457*	*1015*				*TCMT 432*
378.0	460.0	22	1/2	40X	1	**820-460TC22**	40.00	1.50	119.00	164.00	70	3.0	10.730	2	TCMT 22 04 08
14.882	*18.110*						*1.575*	*.059*	*4.685*	*6.457*	*1015*				*TCMT 432*
458.0	540.0	22	1/2	40X	1	**820-540TC22**	40.00	1.50	124.00	164.00	70	3.0	12.660	2	TCMT 22 04 08
18.032	*21.260*						*1.575*	*.059*	*4.882*	*6.457*	*1015*				*TCMT 432*

Utilizar solo con portaherramientas 40X CoroBore XL. Pedir por separado.

M139 Q1 Q35 Q28

Herramienta de mandrinado en desbaste CoroBore® 820 XL

Eje - Suministro de refrigerante interior

Hasta 2 filos



KAPR

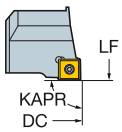

90°

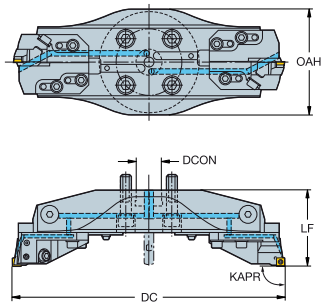

880-..P-..

DCN	DCX		IC	CZC_{MS}	CNSC	**Código de pedido**	Dimensiones, mm, pulg. DCON	$ADJLX_{AXL}$	LF	OAH	CP Bar/PSI	Nm	Kg	CICT	MIID
298.0	380.0	09P	09P	40X	1	**820-380SP18**	40.00	1.50	114.00	164.00	70	3.0	9.050	2	880-0906W08H-P-GM
11.732	*14.961*						*1.575*	*.059*	*4.488*	*6.457*	*1015*				*880-0906W08H-P-GM*
378.0	460.0	09P	09P	40X	1	**820-460SP18**	40.00	1.50	119.00	164.00	70	3.0	10.810	2	880-0906W08H-P-GM
14.882	*18.110*						*1.575*	*.059*	*4.685*	*6.457*	*1015*				*880-0906W08H-P-GM*
458.0	540.0	09P	09P	40X	1	**820-540SP18**	40.00	1.50	124.00	164.00	70	3.0	12.740	2	880-0906W08H-P-GM
18.032	*21.260*						*1.575*	*.059*	*4.882*	*6.457*	*1015*				*880-0906W08H-P-GM*

Utilizar solo con portaherramientas 40X CoroBore XL. Pedir por separado.

M139

ISO 13399 Q1

CNSC CXSC Q35

C3 – D C Q28

Herramienta de mandrinado en desbaste CoroBore® 820 XL

Eje - Suministro de refrigerante interior

Hasta 2 filos



KAPR

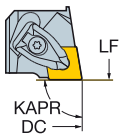

90°

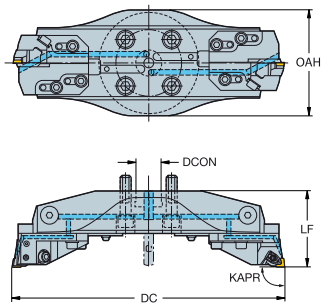

CNMM, CNGP
CNMG
CNMA, CNGA

DCN	DCX		IC	CZC_{MS}	CNSC	Código de pedido	Dimensiones, mm, pulg. DCON	$ADJLX_{AXL}$	LF	OAH	CP Bar/PSI	Nm	Kg	CICT	MIID
298.0	380.0	19	3/4	40X	1	**820-380CN19**	40.00	1.50	114.00	164.00	70	6.4	9.070	2	CNMG 19 06 12
11.732	*14.961*						*1.575*	*.059*	*4.488*	*6.457*	*1015*				*CNMG 643*
378.0	460.0	19	3/4	40X	1	**820-460CN19**	40.00	1.50	119.00	164.00	70	6.4	10.830	2	CNMG 19 06 12
14.882	*18.110*						*1.575*	*.059*	*4.685*	*6.457*	*1015*				*CNMG 643*
458.0	540.0	19	3/4	40X	1	**820-540CN19**	40.00	1.50	124.00	164.00	70	6.4	12.760	2	CNMG 19 06 12
18.032	*21.260*						*1.575*	*.059*	*4.882*	*6.457*	*1015*				*CNMG 643*

Utilizar solo con portaherramientas 40X CoroBore XL. Pedir por separado.

M139

Q1

Q35

Q28

SANDVIK Coromant

Herramienta de mandrinado en desbaste CoroBore® 820 XL

Eje - Suministro de refrigerante interior

Hasta 2 filos



KAPR

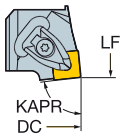

84°

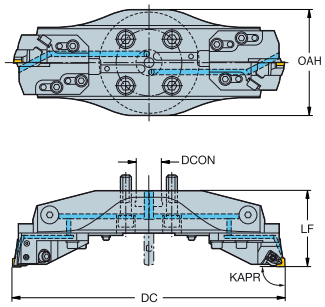



SNMM
SNMG
SNMA, SNGA

DCN	DCX		IC	CZC_{MS}	CNSC	**Código de pedido**	Dimensiones, mm, pulg. DCON	$ADJLX_{AXL}$	LF	OAH	CP Bar/PSI	Nm	Kg	CICT	MIID
298.0	380.0	15	5/8	40X	1	**820-380SN15**	40.00	1.50	114.00	164.00	70	6.4	9.070	2	SNMG 15 06 08
11.732	*14.961*						*1.575*	*.059*	*4.488*	*6.457*	*1015*				*SNMG 542*
378.0	460.0	15	5/8	40X	1	**820-460SN15**	40.00	1.50	119.00	164.00	70	6.4	10.830	2	SNMG 15 06 08
14.882	*18.110*						*1.575*	*.059*	*4.685*	*6.457*	*1015*				*SNMG 542*
458.0	540.0	15	5/8	40X	1	**820-540SN15**	40.00	1.50	124.00	164.00	70	6.4	12.760	2	SNMG 15 06 08
18.032	*21.260*						*1.575*	*.059*	*4.882*	*6.457*	*1015*				*SNMG 542*

Utilizar solo con portaherramientas 40X CoroBore XL. Pedir por separado.

M139

Q1

Q35

Q28

Herramienta de mandrinado en desbaste CoroBore® 820 XL

Eje con extensión de puente - Suministro de refrigerante interior

Hasta 2 filos



KAPR

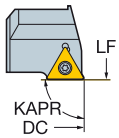

90°

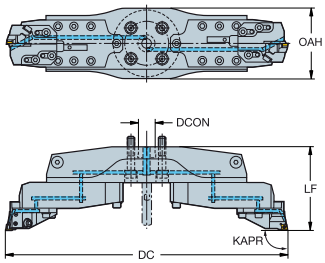

TCMT, TCMX, TCGT, TCGX TCEX

TCMW

DCN	DCX		IC	CZC_{MS}	CNSC	Código de pedido	Dimensiones, mm, pulg. DCON	$ADJLX_{AXL}$	LF	OAH	CP Bar/PSI	Nm	KG	CICT	MIID
538.0	780.0	22	1/2	40X	1	**820-780TC22**	40.00	1.50	198.00	164.00	70	3.0	25.110	2	TCMT 22 04 08
21.181	*30.709*						*1.575*	*.059*	*7.795*	*6.457*	*1015*				*TCMT 432*
778.0	1020.0	22	1/2	40X	1	**820-1020TC22**	40.00	1.50	218.00	164.00	70	3.0	36.300	2	TCMT 22 04 08
30.630	*40.158*						*1.575*	*.059*	*8.583*	*6.457*	*1015*				*TCMT 432*
1018.0	1260.0	22	1/2	40X	1	**820-1260TC22**	40.00	1.50	218.00	164.00	70	3.0	43.730	2	TCMT 22 04 08
40.079	*49.606*						*1.575*	*.059*	*8.583*	*6.457*	*1015*				*TCMT 432*

Utilizar solo con portaherramientas 40X CoroBore XL. Pedir por separado.

M139 Q1 Q35 Q28

Herramienta de mandrinado en desbaste CoroBore® 820 XL

Eje con extensión de puente - Suministro de refrigerante interior

Hasta 2 filos



KAPR

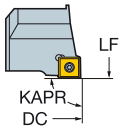

90°

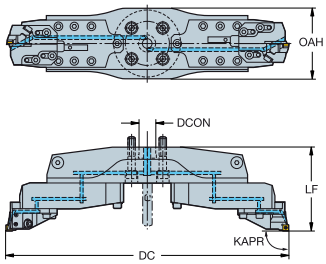

880-..P-..

DCN	DCX		IC	CZC_{MS}	CNSC	Código de pedido	Dimensiones, mm, pulg. DCON	$ADJLX_{AXL}$	LF	OAH	CP Bar/PSI	Nm	Kg	CICT	MIID
538.0	780.0	09P	09P	40X	1	**820-780SP18**	40.00	1.50	198.00	164.00	70	3.0	25.190	2	880-0906W08H-P-GM
21.181	*30.709*						*1.575*	*.059*	*7.795*	*6.457*	*1015*				*880-0906W08H-P-GM*
778.0	1020.0	09P	09P	40X	1	**820-1020SP18**	40.00	1.50	218.00	164.00	70	3.0	36.380	2	880-0906W08H-P-GM
30.630	*40.158*						*1.575*	*.059*	*8.583*	*6.457*	*1015*				*880-0906W08H-P-GM*
1018.0	1260.0	09P	09P	40X	1	**820-1260SP18**	40.00	1.50	218.00	164.00	70	3.0	43.810	2	880-0906W08H-P-GM
40.079	*49.606*						*1.575*	*.059*	*8.583*	*6.457*	*1015*				*880-0906W08H-P-GM*

Utilizar solo con portaherramientas 40X CoroBore XL. Pedir por separado.

M139 Q1 Q35 Q28

Herramienta de mandrinado en desbaste CoroBore® 820 XL

Eje con extensión de puente - Suministro de refrigerante interior

Hasta 2 filos



KAPR

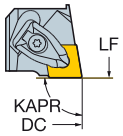

90°

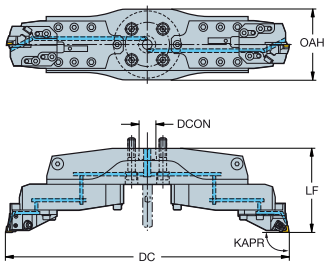

CNMM, CNGP
CNMG
CNMA, CNGA

DCN	DCX		IC	CZC_{MS}	CNSC	Código de pedido	Dimensiones, mm, pulg. DCON	$ADJLX_{AXL}$	LF	OAH	CP Bar/PSI	Nm	Kg	CICT	MIID
538.0	780.0	19	3/4	40X	1	**820-780CN19**	40.00	1.50	198.00	164.00	70	6.4	25.210	2	CNMG 19 06 12
21.181	*30.709*						*1.575*	*.059*	*7.795*	*6.457*	*1015*				*CNMG 643*
778.0	1020.0	19	3/4	40X	1	**820-1020CN19**	40.00	1.50	218.00	164.00	70	6.4	36.400	2	CNMG 19 06 12
30.630	*40.158*						*1.575*	*.059*	*8.583*	*6.457*	*1015*				*CNMG 643*
1018.0	1260.0	19	3/4	40X	1	**820-1260CN19**	40.00	1.50	218.00	164.00	70	6.4	43.830	2	CNMG 19 06 12
40.079	*49.606*						*1.575*	*.059*	*8.583*	*6.457*	*1015*				*CNMG 643*

Utilizar solo con portaherramientas 40X CoroBore XL. Pedir por separado.

M139 Q1 Q35 Q28

Herramienta de mandrinado en desbaste CoroBore® 820 XL

Eje con extensión de puente - Suministro de refrigerante interior

Hasta 2 filos



KAPR

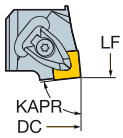

84°

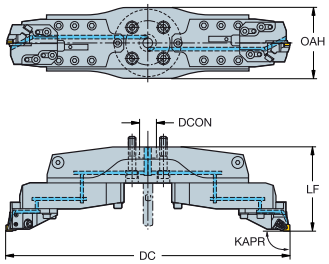



SNMM
SNMG
SNMA, SNGA

DCN	DCX		IC	CZC_{MS}	CNSC	**Código de pedido**	Dimensiones, mm, pulg. DCON	$ADJLX_{AXL}$	LF	OAH	CP Bar/PSI	Nm	Kg	CICT	MIID
538.0	780.0	15	5/8	40X	1	**820-780SN15**	40.00	1.50	198.00	164.00	70	6.4	25.210	2	SNMG 15 06 08
21.181	*30.709*						*1.575*	*.059*	*7.795*	*6.457*	*1015*				*SNMG 542*
778.0	1020.0	15	5/8	40X	1	**820-1020SN15**	40.00	1.50	218.00	164.00	70	6.4	36.400	2	SNMG 15 06 08
30.630	*40.158*						*1.575*	*.059*	*8.583*	*6.457*	*1015*				*SNMG 542*
1018.0	1260.0	15	5/8	40X	1	**820-1260SN15**	40.00	1.50	218.00	164.00	70	6.4	43.830	2	SNMG 15 06 08
40.079	*49.606*						*1.575*	*.059*	*8.583*	*6.457*	*1015*				*SNMG 542*

Utilizar solo con portaherramientas 40X CoroBore XL. Pedir por separado.

M139

Q1

Q35

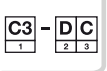 Q28

Coromant Capto® a CoroBore® XL, cuerpo de herramienta

Suministro de refrigerante interior



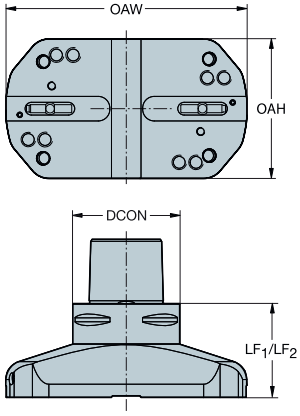

DCN	DCX	CZC_{MS}	CZC_{WS}	CNSC	Código de pedido	Dimensiones, mm, pulg. DCON	LF_1	LF_2	CP Bar/PSI	Kg
148.0	200.0	C8	S17FR	1	**C8-R822XLS17-AJ 070**	80.00	70.00	70.00	70	4.570
5.827	*7.874*					*3.150*	*2.756*	*2.756*	*1015*	
198.0	250.0	C8	S17FR	1	**C8-R822XLS17-AK 070**	80.00	70.00	70.00	70	5.800
7.795	*9.843*					*3.150*	*2.756*	*2.756*	*1015*	
248.0	300.0	C8	S17FR	1	**C8-R822XLS17-AL 070**	80.00	70.00	70.00	70	7.000
9.764	*11.811*					*3.150*	*2.756*	*2.756*	*1015*	
148.0	200.0	C10	S17FR	1	**C10-R822XLS17-AJ 076**	100.00	76.00	76.00	70	6.480
5.827	*7.874*					*3.937*	*2.992*	*2.992*	*1015*	
198.0	250.0	C10	S17FR	1	**C10-R822XLS17-AK 076**	100.00	76.00	76.00	70	7.740
7.795	*9.843*					*3.937*	*2.992*	*2.992*	*1015*	
248.0	300.0	C10	S17FR	1	**C10-R822XLS17-AL 076**	100.00	76.00	76.00	70	9.050
9.764	*11.811*					*3.937*	*2.992*	*2.992*	*1015*	

Diámetros válidos para CoroBore 820 XL y CoroBore 826 XL. Si se utiliza CoroBore 825 XL/826 XL, DCX debe aumentarse en 15 mm.

ISO 13399 Q1

CNSC CXSC Q35

Eje a CoroBore® XL, cuerpo de herramienta de peso ligero

Suministro de refrigerante interior



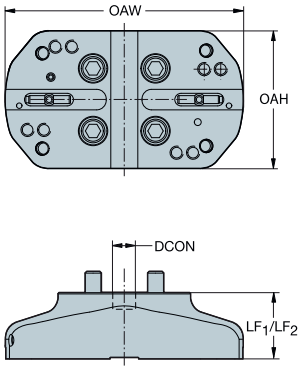

DCN	DCX	CZC_{MS}	CZC_{WS}	CNSC	Código de pedido	Dimensiones, mm, pulg. DCON	LF_1	LF_2	OAH	OAW	CP Bar/PSI	kg
148.0	200.0	40S	S17FR	1	**A40-R822XLS17-LJ 050**	40.00	50.00	50.00	104.00	130.00	70	1.460
5.827	*7.874*					*1.575*	*1.969*	*1.969*	*4.094*	*5.118*	*1015*	
198.0	250.0	40S	S17FR	1	**A40-R822XLS17-LK 050**	40.00	50.00	50.00	104.00	180.00	70	1.990
7.795	*9.843*					*1.575*	*1.969*	*1.969*	*4.094*	*7.087*	*1015*	
248.0	300.0	40S	S17FR	1	**A40-R822XLS17-LL 050**	40.00	50.00	50.00	104.00	230.00	70	2.470
9.764	*11.811*					*1.575*	*1.969*	*1.969*	*4.094*	*9.055*	*1015*	

Debe utilizarse con portaherramientas de fresas de planeado 40S, por ejemplo C8-391.05-40 060M. Pedir por separado.
Diámetros válidos para CoroBore 820 XL y CoroBore 826 XL. Si se utiliza CoroBore 825 XL/826 XL, DCX debe aumentarse en 15 mm.

ISO 13399 Q1

CNSC CXSC Q35

Eje a CoroBore® XL, puente

Suministro de refrigerante interior



A40-NXLA35

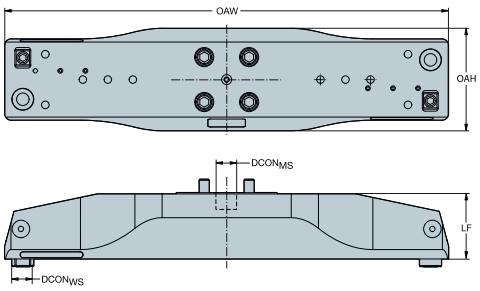

A40-RXLS24

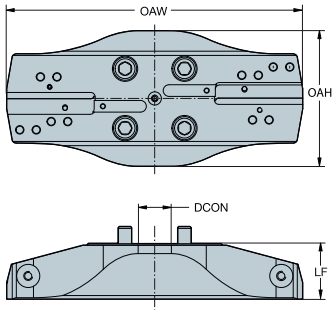

DCN	DCX	CZC_{MS}	CZC_{WS}	CNSC	Código de pedido	Dimensiones, mm, pulg. DCON	LF	WF	OAH	OAW	CP Bar/PSI	Kg
298.0	380.0	40X	S24	1	**A40-RXLS24-AM2 062**	40.00	62.00	103.25	164.00	278.00	70	5.330
11.732	*14.961*					*1.575*	*2.441*	*4.065*	*6.457*	*10.945*	*1015*	
378.0	460.0	40X	S24	1	**A40-RXLS24-AN2 067**	40.00	67.00	143.25	164.00	358.00	70	7.090
14.882	*18.110*					*1.575*	*2.638*	*5.640*	*6.457*	*14.095*	*1015*	
458.0	540.0	40X	S24	1	**A40-RXLS24-AO2 072**	40.00	72.00	183.25	164.00	438.00	70	9.020
18.032	*21.260*					*1.575*	*2.835*	*7.215*	*6.457*	*17.244*	*1015*	

Utilizar solo con portaherramientas 40X CoroBore XL. Pedir por separado.
Diámetros válidos para CoroBore 820 XL y CoroBore 826 XL. Si se utiliza CoroBore 825 XL/826 XL, DCX debe aumentarse en 15 mm.

DCN	DCX	CZC_{MS}	CZC_{WS}	CNSC	Código de pedido	Dimensiones, mm, pulg. $DCON_{MS}$	$DCON_{WS}$	LF	WF	OAH	OAW	CP Bar/PSI	Kg
538.0	780.0	40X	A35	1	**A40-NXLA35-AP2 086**	40.00	35.00	86.00	206.00	164.00	470.00	70	14.770
21.181	*30.709*					*1.575*	*1.378*	*3.386*	*8.110*	*6.457*	*18.504*	*1015*	
778.0	1020.0	40X	A35	1	**A40-NXLA35-AQ2 106**	40.00	35.00	106.00	326.00	164.00	710.00	70	25.960
30.630	*40.158*					*1.575*	*1.378*	*4.173*	*12.835*	*6.457*	*27.953*	*1015*	
1018.0	1260.0	40X	A35	1	**A40-NXLA35-AR2 106**	40.00	35.00	106.00	446.00	164.00	950.00	70	33.390
40.079	*49.606*					*1.575*	*1.378*	*4.173*	*17.559*	*6.457*	*37.402*	*1015*	

Utilizar solo con portaherramientas 40X CoroBore XL. Pedir por separado.
Para diámetros de 538-1260 mm (21.181-49.606 pulg.), son necesarias extensiones de puente. Deben pedirse por separado.

Diámetros válidos para CoroBore 820 XL y CoroBore 826 XL. Si se utiliza CoroBore 825 XL/826 XL, DCX debe aumentarse en 15 mm.

ISO 13399 Q1

CNSC CXSC Q35

CoroBore® XL, extensión de puente

Suministro de refrigerante interior



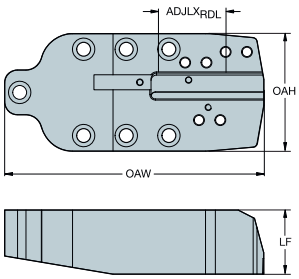

CZC_{MS}	CZC_{WS}	CNSC	**Código de pedido**	Dimensiones, mm, pulg. DCON	$ADJLX_{AXL}$	$ADJLX_{RDL}$	LF	WF	OAH	OAW	CP Bar/PSI	Kg
A35	S24	4	**A35-RXLS24-A 060**	35.00	20.00	80.00	60.00	17.25	110.00	243.00	70	3.350
				1.378	*.787*	*3.150*	*2.362*	*.679*	*4.331*	*9.567*	*1015*	

ISO 13399 Q1

CNSC CXSC Q35

Corredera para CoroBore® XL

Suministro de refrigerante interior



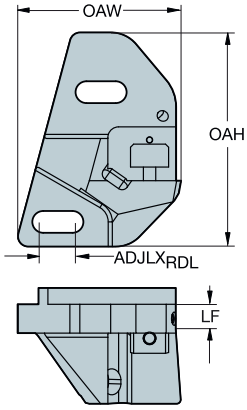

CZC_{MS}	CZC_{WS}	CNSC	Código de pedido	Dimensiones, mm, pulg. ADJLX$_{RDL}$	ADJLX$_{AXL}$	LF	WF	OAH	OAW	CP Bar/PSI	Kg
S17R	S12	4	**S17-R820XLS12-012**	14.00	1.50	12.00	3.82	104.00	79.24	70	0.950
				.551	*.059*	*.472*	*.150*	*4.094*	*3.120*	*1015*	



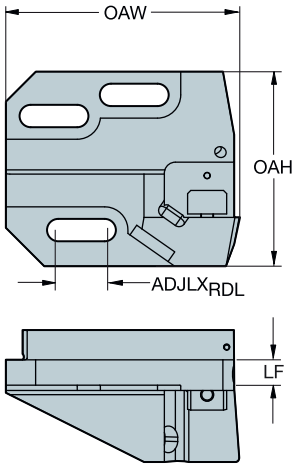

CZC_{MS}	CZC_{WS}	CNSC	Código de pedido	Dimensiones, mm, pulg. ADJLX$_{RDL}$	ADJLX$_{AXL}$	LF	WF	OAH	OAW	CP Bar/PSI	Kg
S24	S12	4	**S24-R820XLS12-012**	22.00	1.50	12.00	3.23	92.00	110.37	70	1.570
				.866	*.059*	*.472*	*.127*	*3.622*	*4.345*	*1015*	

ISO 13399 Q1

CNSC CXSC Q35

Cartucho para CoroBore® XL

KAPR 90°



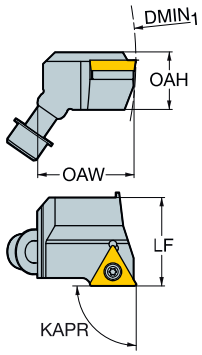

TCMT, TCMX,
TCGT, TCGX
TCEX

TCMW

DMIN1		IC	CZCMS	CNSC	Código de pedido	Dimensiones, mm, pulg. LF	WF	OAH	OAW	Nm	Kg	MIID
148.0	22	1/2	S12	0	**S12-R820XLR40STFC22**	40.00	42.00	30.16	44.54	3.0	0.260	TCMT 22 04 08
5.827						*1.575*	*1.654*	*1.187*	*1.754*			*TCMT 432*

KAPR 90°



880-..P-..

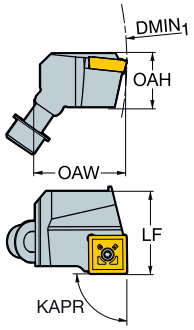

DMIN1		IC	CZCMS	CNSC	Código de pedido	Dimensiones, mm, pulg. LF	WF	OAH	OAW	Nm	Kg	MIID
148.0	09P	09P	S12	0	**S12-R820XLR40SSFP18**	40.00	42.00	30.16	44.54	3.0	0.290	880-0906W08H-P-GM
5.827						*1.575*	*1.654*	*1.187*	*1.754*			*880-0906W08H-P-GM*

ISO 13399 Q1

CNSC CXSC Q35

Cartucho para CoroBore® XL

KAPR 90°





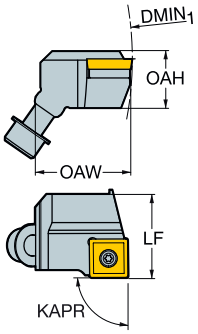

CCMT, CCGT
CCGX, CCET
CCMW

DMIN1		IC	CZCMS	CNSC	Código de pedido	Dimensiones, mm, pulg. LF	WF	OAH	OAW	Nm	Kg	MIID
148.0	12	1/2	S12	0	**S12-R820XLR40SCFC12**	40.00	42.00	30.16	44.54	3.0	0.250	CCMT 12 04 08
5.827						*1.575*	*1.654*	*1.187*	*1.754*			*CCMT 432*

KAPR 90°

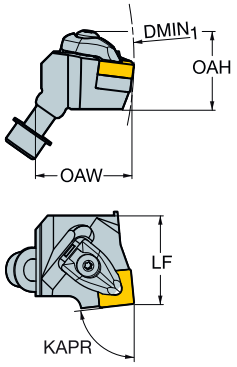

CNMM, CNGP
CNMG
CNMA, CNGA

DMIN1		IC	CZCMS	CNSC	Código de pedido	Dimensiones, mm, pulg. LF	WF	OAH	OAW	Nm	Kg	MIID
148.0	19	3/4	S12	0	**S12-R820XLR40DCFN19**	40.00	42.00	40.78	44.54	6.4	0.300	CNMG 19 06 12
5.827						*1.575*	*1.654*	*1.606*	*1.754*			*CNMG 643*

ISO 13399 Q1

CNSC CXSC Q35

SANDVIK Coromant

Cartucho para CoroBore® XL

KAPR 84°



SCMT, SCGX
SCMW

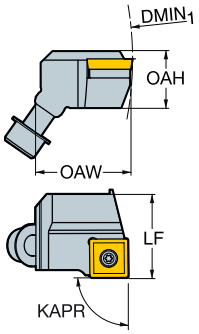

DMIN1		IC	CZCMS	CNSC	Código de pedido	Dimensiones, mm, pulg. LF	WF	OAH	OAW	Nm	Kg	MIID
148.0	12	1/2	S12	0	**S12-R820XLR40SSYC12**	40.00	42.00	30.16	44.54	3.0	0.260	SCMT 12 04 08
5.827						*1.575*	*1.654*	*1.187*	*1.754*			*SCMT 432*

KAPR 84°



SNMM
SNMG
SNMA, SNGA

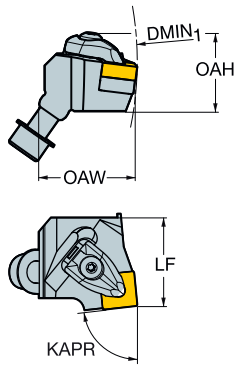

DMIN1		IC	CZCMS	CNSC	Código de pedido	Dimensiones, mm, pulg. LF	WF	OAH	OAW	Nm	Kg	MIID
148.0	15	5/8	S12	0	**S12-R820XLR40DSYN15**	40.00	42.00	39.70	44.54	6.4	0.310	SNMG 15 06 08
5.827						*1.575*	*1.654*	*1.563*	*1.754*			*SNMG 542*

ISO 13399 Q1
CNSC CXSC Q35

Cartucho para CoroBore® XL



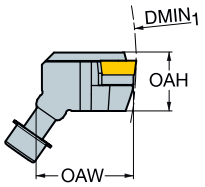

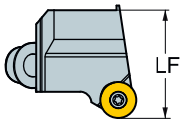

RCMT
RCGX-AL

DMIN1		IC	CZCMS	CNSC	Código de pedido	Dimensiones, mm, pulg. LF	WF	OAH	OAW	Nm	Kg	MIID
148.0	16	.630	S12	0	**S12-R820XLR48SRSC16**	48.00	42.00	30.16	44.54	6.4	0.300	RCMT 16 06 M0
5.827						*1.890*	*1.654*	*1.187*	*1.754*			*RCMT 16 06 M0*

ISO 13399 Q1

CNSC CXSC Q35

SANDVIK Coromant

CoroTurn® XS, barra de mandrinar para mandrinado

Conexión CXS - Suministro de refrigerante interior

KAPR 92°



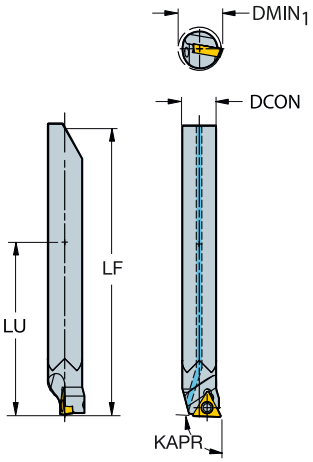

TCMT, TCMX, TCGT, TCGX TCEX

TCMW

DMIN1		IC	CZCMS	CNSC	Código de pedido	Dimensiones, mm, pulg. DCON	LU	LF	WF	CP Bar/PSI	Nm	Kg	MIID
6.0	05	1/8	6	1	**CXS-06-06 030TC05**	6.00	30.00	51.25	3.00	20	0.6	0.020	TCEX 05 01 00
.236						*.236*	*1.181*	*2.018*	*.118*	*290*			*TCEX 1(1)00*
8.0	05	1/8	6	1	**CXS-06-08 030TC05**	6.00	30.00	51.25	4.00	20	0.6	0.020	TCEX 05 01 00
.315						*.236*	*1.181*	*2.018*	*.157*	*290*			*TCEX 1(1)00*
10.0	06	5/32	8	1	**CXS-08-10 040TC06**	8.00	40.00	66.25	5.00	20	0.6	0.050	TCMT 06 T1 02
.394						*.315*	*1.575*	*2.608*	*.197*	*290*			*TCMT 1.2(1.2)0*
12.0	06	5/32	8	1	**CXS-08-12 040TC06**	8.00	40.00	66.25	6.00	20	0.6	0.050	TCMT 06 T1 02
.472						*.315*	*1.575*	*2.608*	*.236*	*290*			*TCMT 1.2(1.2)0*
14.0	09	7/32	10	1	**CXS-10-14 050TC09**	10.00	50.00	76.25	7.00	20	0.8	0.070	TCMT 09 02 02
.551						*.394*	*1.969*	*3.002*	*.276*	*290*			*TCMT 1.8(1.5)0*
17.0	09	7/32	10	1	**CXS-10-17 050TC09**	10.00	50.00	76.25	8.50	20	0.8	0.070	TCMT 09 02 02
.669						*.394*	*1.969*	*3.002*	*.335*	*290*			*TCMT 1.8(1.5)0*

Adaptadores recomendados: CoroBore 824XS

M86

ISO 13399 Q1

CNSC CXSC Q35

Coromant Capto® a adaptador CoroTurn® XS

CoroBore® 824 XS

Suministro de refrigerante interior

DSGN 1

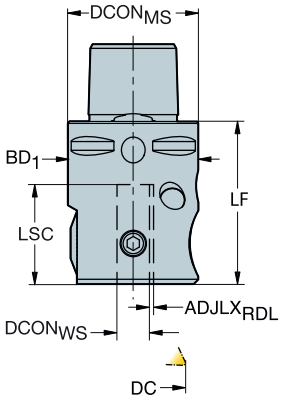

2

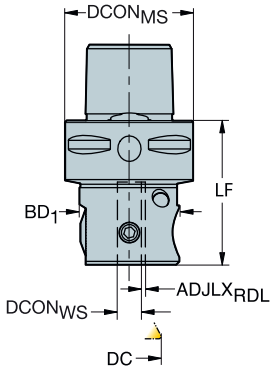

DCN	DCX	CZC_{MS}	CZC_{WS}	CNSC	DSGN	Código de pedido	Dimensiones, mm, pulg. $DCON_{MS}$	$DCON_{WS}$	$ADJLX_{RDL}$	LF	BD_1	CP Bar/PSI	Nm	Kg
1.0	6.0	C3	4	1	2	**C3-R824XS04-021**	32.00	4.00	1.00	36.00	25.00	20	1.2	0.200
.039	*.236*						*1.260*	*.157*	*.039*	*1.417*	*.984*	*290*		
6.0	10.0	C3	6	1	2	**C3-R824XS06-016**	32.00	6.00	1.00	36.00	25.00	20	1.2	0.200
.236	*.394*						*1.260*	*.236*	*.039*	*1.417*	*.984*	*290*		
10.0	14.0	C3	8	1	1	**C3-R824XS08-015**	32.00	8.00	1.00	40.00	32.00	20	3.0	0.260
.394	*.551*						*1.260*	*.315*	*.039*	*1.575*	*1.260*	*290*		
14.0	20.0	C4	10	1	1	**C4-R824XS10-017**	40.00	10.00	1.50	42.00	40.00	20	3.0	0.440
.551	*.787*						*1.575*	*.394*	*.059*	*1.654*	*1.575*	*290*		

Nota:
Debe utilizarse con barras de mandrinar CoroBore® 824 XS

O5 Q1 Q35

Coromant EH para adaptador CoroTurn® XS

CoroBore® 824 XS
Suministro de refrigerante interior

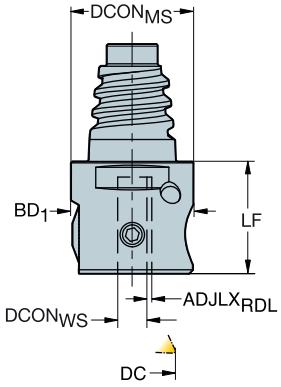

DCN	DCX	CZC$_{MS}$	CZC$_{WS}$	CNSC	Código de pedido	Dimensiones, mm, pulg. DCON$_{MS}$	DCON$_{WS}$	ADJLX$_{RDL}$	LF	BD$_1$	CP Bar/PSI	Nm	Kg
1.0	6.0	E25	4	1	**EH25-R824XS04-008**	24.20	4.00	1.00	23.00	25.00	20	1.2	0.120
.039	*.236*					*.953*	*.157*	*.039*	*.906*	*.984*	*290*		
6.0	10.0	E25	6	1	**EH25-R824XS06-003**	24.20	6.00	1.00	23.00	25.00	20	1.2	0.120
.236	*.394*					*.953*	*.236*	*.039*	*.906*	*.984*	*290*		

Nota:
Debe utilizarse con barras de mandrinar CoroBore® 824 XS

O5

ISO 13399 Q1

CNSC CXSC Q35

Barra de mandrinar con plaquita intercambiable para cabezas de mandrinado de precisión

Mango cilíndrico - Suministro de refrigerante interior

Barra de acero

TCMT, TCMX, TCGT, TCGX TCEX

TCMW

KAPR 92°

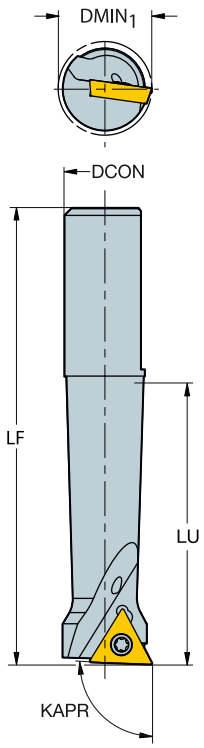

DMIN1		IC	CZCMS	CNSC	Código de pedido	Dimensiones, mm, pulg. DCON	LU	LF	WF	CP Bar/PSI	Nm	Kg	MIID
8.0	06	5/32	12	1	**R429U-A12-08028TC06**	12.00	28.00	54.00	4.00	20	0.6	0.040	TCMT 06 T1 02
.315						*.472*	*1.102*	*2.126*	*.157*	*290*			*TCMT 1.2(1.2)0*
8.0	06	5/32	12	1	**R429U-A12-08040TC06**	12.00	40.00	66.00	4.00	20	0.6	0.040	TCMT 06 T1 02
.315						*.472*	*1.575*	*2.598*	*.157*	*290*			*TCMT 1.2(1.2)0*
11.0	06	5/32	12	1	**R429U-A12-11039TC06**	12.00	39.00	65.00	5.50	20	0.6	0.050	TCMT 06 T1 02
.433						*.472*	*1.535*	*2.559*	*.217*	*290*			*TCMT 1.2(1.2)0*
11.0	06	5/32	12	1	**R429U-A12-11055TC06**	12.00	55.00	81.00	5.50	20	0.6	0.060	TCMT 06 T1 02
.433						*.472*	*2.165*	*3.189*	*.217*	*290*			*TCMT 1.2(1.2)0*
14.0	09	7/32	12	1	**R429U-A12-14042TC09**	12.00	42.00	68.00	7.00	20	0.8	0.060	TCMT 09 02 02
.551						*.472*	*1.654*	*2.677*	*.276*	*290*			*TCMT 1.8(1.5)0*
14.0	09	7/32	12	1	**R429U-A12-14060TC09**	12.00	60.00	86.00	7.00	20	0.8	0.070	TCMT 09 02 02
.551						*.472*	*2.362*	*3.386*	*.276*	*290*			*TCMT 1.8(1.5)0*
17.0	09	7/32	12	1	**R429U-A12-17042TC09**	12.00	42.00	68.00	8.50	20	0.8	0.060	TCMT 09 02 02
.669						*.472*	*1.654*	*2.677*	*.335*	*290*			*TCMT 1.8(1.5)0*
17.0	09	7/32	12	1	**R429U-A12-17060TC09**	12.00	60.00	86.00	8.50	20	0.8	0.070	TCMT 09 02 02
.669						*.472*	*2.362*	*3.386*	*.335*	*290*			*TCMT 1.8(1.5)0*
20.0	09	7/32	12	1	**R429U-A12-20042TC09**	12.00	42.00	68.00	10.00	20	0.8	0.060	TCMT 09 02 02
.787						*.472*	*1.654*	*2.677*	*.394*	*290*			*TCMT 1.8(1.5)0*
20.0	09	7/32	12	1	**R429U-A12-20060TC09**	12.00	60.00	86.00	10.00	20	0.8	0.070	TCMT 09 02 02
.787						*.472*	*2.362*	*3.386*	*.394*	*290*			*TCMT 1.8(1.5)0*
8.0	06	5/32	16	1	**R429U-A16-08028 TC06A**	16.00	28.00	89.00	4.00	20	0.6	0.100	TCMT 06 T1 02
.315						*.630*	*1.102*	*3.504*	*.157*	*290*			*TCMT 1.2(1.2)0*
8.0	06	5/32	16	1	**R429U-A16-08040TC06**	16.00	40.00	101.00	4.00	20	0.6	0.100	TCMT 06 T1 02
.315						*.630*	*1.575*	*3.976*	*.157*	*290*			*TCMT 1.2(1.2)0*
11.0	06	5/32	16	1	**R429U-A16-11039 TC06A**	16.00	39.00	100.00	5.50	20	0.6	0.110	TCMT 06 T1 02
.433						*.630*	*1.535*	*3.937*	*.217*	*290*			*TCMT 1.2(1.2)0*

Adaptadores recomendados: 391.37A/B

M95 Q1 Q35

Barra de mandrinar con plaquita intercambiable para cabezas de mandrinado de precisión

Mango cilíndrico - Suministro de refrigerante interior

Barra de acero

TCMT, TCMX,
TCGT, TCGX
TCEX

TCMW

KAPR 92°

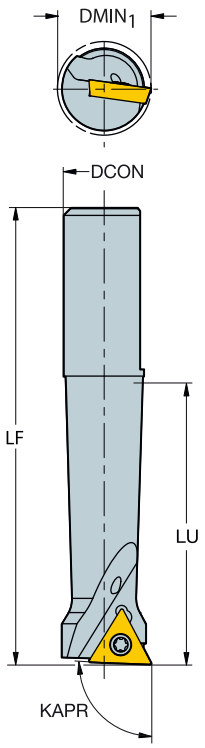

DMIN1		IC	CZCMS	CNSC	Código de pedido	Dimensiones, mm, pulg. DCON	LU	LF	WF	CP Bar/PSI	Nm	Kg	MIID
11.0	06	5/32	16	1	**R429U-A16-11055TC06**	16.00	55.00	116.00	5.50	20	0.6	0.120	TCMT 06 T1 02
.433						*.630*	*2.165*	*4.567*	*.217*	*290*			*TCMT 1.2(1.2)0*
14.0	09	7/32	16	1	**R429U-A16-14049 TC09A**	16.00	49.00	110.00	1.50	20	0.8	0.148	TCMT 09 02 02
.118						*.630*	*.591*	*2.992*	*.059*	*1015*			*TCMT 1.8(1.5)0*
14.0	09	7/32	16	1	**R429U-A16-14070TC09**	16.00	70.00	131.00	7.00	20	0.8	0.150	TCMT 09 02 02
.551						*.630*	*2.756*	*5.157*	*.276*	*290*			*TCMT 1.8(1.5)0*
17.0	09	7/32	16	1	**R429U-A16-17056 TC09A**	16.00	56.00	117.00	8.50	20	0.8	0.148	TCMT 09 02 02
.669						*.630*	*2.205*	*4.606*	*.335*	*290*			*TCMT 1.8(1.5)0*
17.0	09	7/32	16	1	**R429U-A16-17080TC09**	16.00	80.00	141.00	8.50	20	0.8	0.190	TCMT 09 02 02
.669						*.630*	*3.150*	*5.551*	*.335*	*290*			*TCMT 1.8(1.5)0*
20.0	09	7/32	16	1	**R429U-A16-20056 TC09A**	16.00	56.00	117.00	10.00	20	0.8	0.148	TCMT 09 02 02
.787						*.630*	*2.205*	*4.606*	*.394*	*290*			*TCMT 1.8(1.5)0*
20.0	09	7/32	16	1	**R429U-A16-20080TC09**	16.00	80.00	141.00	10.00	20	0.8	0.190	TCMT 09 02 02
.787						*.630*	*3.150*	*5.551*	*.394*	*290*			*TCMT 1.8(1.5)0*
23.0	09	7/32	16	1	**R429U-A16-23056 TC09A**	16.00	56.00	117.00	11.50	20	0.8	0.148	TCMT 09 02 02
.906						*.630*	*2.205*	*4.606*	*.453*	*290*			*TCMT 1.8(1.5)0*
23.0	09	7/32	16	1	**R429U-A16-23080TC09**	16.00	80.00	141.00	11.50	20	0.8	0.190	TCMT 09 02 02
.906						*.630*	*3.150*	*5.551*	*.453*	*290*			*TCMT 1.8(1.5)0*
26.0	09	7/32	16	1	**R429U-A16-26056 TC09A**	16.00	56.00	117.00	13.00	20	0.8	0.148	TCMT 09 02 02
1.024						*.630*	*2.205*	*4.606*	*.512*	*290*			*TCMT 1.8(1.5)0*
26.0	09	7/32	16	1	**R429U-A16-26080TC09**	16.00	80.00	141.00	13.00	20	0.8	0.190	TCMT 09 02 02
1.024						*.630*	*3.150*	*5.551*	*.512*	*290*			*TCMT 1.8(1.5)0*
17.0	09	7/32	20	1	**R429U-A20-17060 TC09A**	20.00	60.00	134.00	8.50	20	0.8	0.240	TCMT 09 02 02
.669						*.787*	*2.362*	*5.276*	*.335*	*290*			*TCMT 1.8(1.5)0*
20.0	09	7/32	20	1	**R429U-A20-20070 TC09A**	20.00	70.00	144.00	10.00	20	0.8	0.262	TCMT 09 02 02
.787						*.787*	*2.756*	*5.669*	*.394*	*290*			*TCMT 1.8(1.5)0*

Adaptadores recomendados: 391.37A/B

M95

ISO 13399 Q1

CNSC CXSC Q35

Barra de mandrinar con plaquita intercambiable para cabezas de mandrinado de precisión

Mango cilíndrico - Suministro de refrigerante interior

Barra de acero

KAPR 92°

TCMT, TCMX,
TCGT, TCGX
TCEX

TCMW

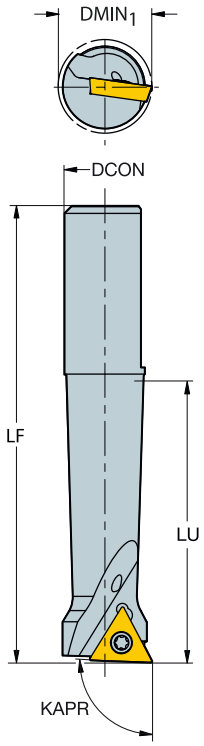

DMIN1		IC	CZCMS	CNSC	Código de pedido	Dimensiones, mm, pulg. DCON	LU	LF	WF	CP Bar/PSI	Nm	Kg	MIID
23.0	09	7/32	20	1	**R429U-A20-23070 TC09A**	20.00	70.00	144.00	11.50	20	0.8	0.290	TCMT 09 02 02
.906						*.787*	*2.756*	*5.669*	*.453*	*290*			*TCMT 1.8(1.5)0*
26.0	09	7/32	20	1	**R429U-A20-26070 TC09A**	20.00	70.00	144.00	13.00	20	0.8	0.290	TCMT 09 02 02
1.024						*.787*	*2.756*	*5.669*	*.512*	*290*			*TCMT 1.8(1.5)0*

Adaptadores recomendados: 391.37A/B

M95

Q1

Q35

SANDVIK Coromant

Barra de mandrinar con plaquita intercambiable para cabezas de mandrinado de precisión

Mango cilíndrico - Suministro de refrigerante interior
Barra de metal duro con cabeza de acero soldado



TCMT, TCMX,
TCGT, TCGX
TCEX

TCMW

KAPR 92°

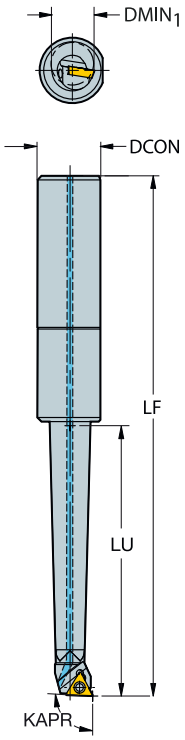

DMIN$_1$		IC	CZC$_{MS}$	CNSC	Código de pedido	Dimensiones, mm, pulg. DCON	LU	LF	WF	CP Bar/PSI	Nm	Kg	MIID
8.0	06	5/32	16	1	**R429U-E16-08048TC06**	16.00	48.00	109.00	4.00	20	0.6	0.130	TCMT 06 T1 02
.315						*.630*	*1.890*	*4.291*	*.157*	*290*			*TCMT 1.2(1.2)0*
11.0	06	5/32	16	1	**R429U-E16-11066TC06**	16.00	66.00	127.00	5.50	20	0.6	0.210	TCMT 06 T1 02
.433						*.630*	*2.598*	*5.000*	*.217*	*290*			*TCMT 1.2(1.2)0*
14.0	09	7/32	16	1	**R429U-E16-14084TC09**	16.00	84.00	145.00	7.00	20	0.8	0.240	TCMT 09 02 02
.551						*.630*	*3.307*	*5.709*	*.276*	*290*			*TCMT 1.8(1.5)0*
17.0	09	7/32	16	1	**R429U-E16-17096TC09**	16.00	96.00	157.00	8.50	20	0.8	0.360	TCMT 09 02 02
.669						*.630*	*3.780*	*6.181*	*.335*	*290*			*TCMT 1.8(1.5)0*
20.0	09	7/32	16	1	**R429U-E16-20096TC09**	16.00	96.00	157.00	10.00	20	0.8	0.360	TCMT 09 02 02
.787						*.630*	*3.780*	*6.181*	*.394*	*290*			*TCMT 1.8(1.5)0*
23.0	09	7/32	16	1	**R429U-E16-23096TC09**	16.00	96.00	157.00	11.50	20	0.8	0.360	TCMT 09 02 02
.906						*.630*	*3.780*	*6.181*	*.453*	*290*			*TCMT 1.8(1.5)0*
26.0	09	7/32	16	1	**R429U-E16-26096TC09**	16.00	96.00	157.00	13.00	20	0.8	0.360	TCMT 09 02 02
1.024						*.630*	*3.780*	*6.181*	*.512*	*290*			*TCMT 1.8(1.5)0*

Adaptadores recomendados: 391.37A/B

M95

ISO 13399 Q1

CNSC CXSC Q35

Barra de mandrinar integral para cabeza de mandrinado de precisión



KAPR 90°

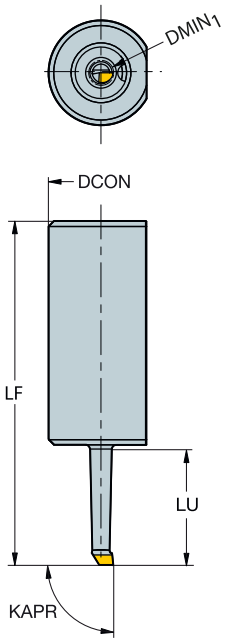

DMIN1	CZCMS	CNSC	Código de pedido	Dimensiones, mm, pulg. DCON	LU	LF	WF	CP Bar/PSI	Kg
3.0	16	1	**R429U-E16-0301501A**	16.00	15.00	76.00	1.50	70	0.102
.118				*.630*	*.591*	*2.992*	*.059*	*1015*	
5.0	16	1	**R429U-E16-0502502A**	16.00	25.00	86.00	2.50	70	0.100
.197				*.630*	*.984*	*3.386*	*.098*	*1015*	

DMIN1	CZCMS	CNSC	Código de pedido	P H10F	M H10F	K H10F	N H10F	S H10F	Dimensiones, mm, pulg. DCON	LU	LF	WF	CP Bar/PSI	Kg
3.0	12	1	**R429.90-03-013-01-CB**	☆	☆	☆	☆	☆	12.00	13.50	40.00	1.50	70	0.023
.118									*.472*	*.531*	*1.575*	*.059*	*1015*	
5.0	12	1	**R429.90-05-021-02-CB**	☆	☆	☆	☆	☆	12.00	21.00	48.00	2.50	70	0.025
.197									*.472*	*.827*	*1.890*	*.098*	*1015*	

Adaptadores recomendados: 391.37A/B

M93 Q1 Q35

Coromant Capto® a cabeza de mandrinado de precisión, adaptador

Cabeza 391.37A

Suministro de refrigerante interior

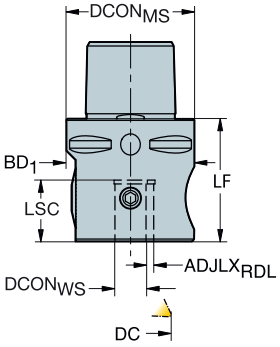

DCN	DCX	CZC$_{MS}$	CZC$_{WS}$	CNSC	Código de pedido	Dimensiones, mm, pulg. DCON$_{MS}$	DCON$_{WS}$	ADJLX$_{RDL}$	LF	BD$_1$	CP Bar/PSI	Kg
3.0	26.0	C4	12	1	**C4-391.37A-12 055B**	40.00	12.00	3.00	55.00	50.00	20	0.690
.118	*1.024*					*1.575*	*.472*	*.118*	*2.165*	*1.969*	*290*	
3.0	26.0	C5	12	1	**C5-391.37A-12 048B**	50.00	12.00	3.00	48.00	48.00	20	0.770
.118	*1.024*					*1.969*	*.472*	*.118*	*1.890*	*1.890*	*290*	
3.0	32.0	C5	16	1	**C5-391.37A-16 070A**	50.00	16.00	3.00	70.00	63.00	20	1.400
.118	*1.260*					*1.969*	*.630*	*.118*	*2.756*	*2.480*	*290*	
3.0	36.0	C5	20	1	**C5-391.37A-20 085A**	50.00	20.00	5.00	85.00	80.00	20	2.600
.118	*1.417*					*1.969*	*.787*	*.197*	*3.346*	*3.150*	*290*	
3.0	32.0	C6	16	1	**C6-391.37A-16 075A**	63.00	16.00	3.00	75.00	63.00	20	1.600
.118	*1.260*					*2.480*	*.630*	*.118*	*2.953*	*2.480*	*290*	
3.0	36.0	C6	20	1	**C6-391.37A-20 085A**	63.00	20.00	5.00	85.00	80.00	20	2.800
.118	*1.417*					*2.480*	*.787*	*.197*	*3.346*	*3.150*	*290*	

Debe utilizarse con barras de mandrinar R429U/R429.90

O5

ISO 13399 Q1

CNSC CXSC Q35

HSK a cabeza de mandrinado de precisión, adaptador

Cabeza 391.37A

Suministro de refrigerante interior



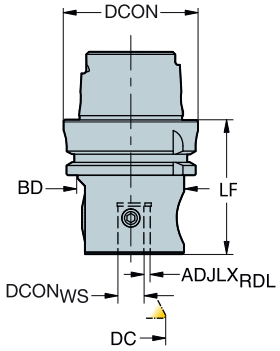

DCN	DCX	CZC_{MS}	CZC_{WS}	CNSC	**Código de pedido**	Dimensiones, mm, pulg. $DCON_{MS}$	$DCON_{WS}$	$ADJLX_{RDL}$	LF	BD_1	CP Bar/PSI	Kg
3.0	36.0	63	20	1	**392.41037A-63 20 100A**	63.00	20.00	5.00	100.00	80.00	20	3.000
.118	*1.417*					*2.480*	*.787*	*.197*	*3.937*	*3.150*	*290*	
3.0	26.0	63	12	1	**392.41037A-6312063B**	63.00	12.00	3.00	63.00	50.00	20	1.120
.118	*1.024*					*2.480*	*.472*	*.118*	*2.480*	*1.969*	*290*	
3.0	32.0	63	16	1	**392.41037A-6316085A**	63.00	16.00	3.00	85.00	63.00	20	1.800
.118	*1.260*					*2.480*	*.630*	*.118*	*3.346*	*2.480*	*290*	
3.0	26.0	100	12	1	**392.41037A-10012076B**	100.00	12.00	3.00	76.00	50.00	20	2.700
.118	*1.024*					*3.937*	*.472*	*.118*	*2.992*	*1.969*	*290*	

Debe utilizarse con barras de mandrinar R429U/R429.90

ISO 13399 Q1

CNSC CXSC Q35

SANDVIK Coromant

Coromant Capto® a cabeza de mandrinado de precisión, adaptador

Cabeza 391.37B con contrapeso ajustable

Suministro de refrigerante interior

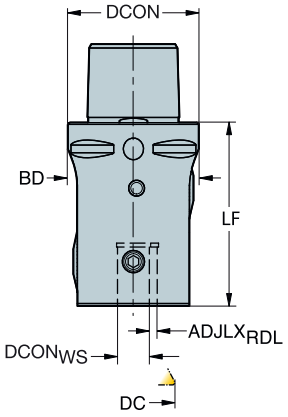

						Dimensiones, mm, pulg.						
DCN	DCX	CZC_{MS}	CZC_{WS}	CNSC	**Código de pedido**	$DCON_{MS}$	$DCON_{WS}$	$ADJLX_{RDL}$	LF	BD_1	CP Bar/PSI	Kg
3.0	26.0	C5	12	1	**C5-391.37B-12 070B**	50.00	12.00	3.00	70.00	50.00	20	1.060
.118	*1.024*					*1.969*	*.472*	*.118*	*2.756*	*1.969*	*290*	

Debe utilizarse con barras de mandrinar R429U/R429.90

O5

ISO 13399 Q1

CNSC CXSC Q35

HSK a cabeza de mandrinado de precisión, adaptador

Cabeza 391.37B con contrapeso ajustable

Suministro de refrigerante interior

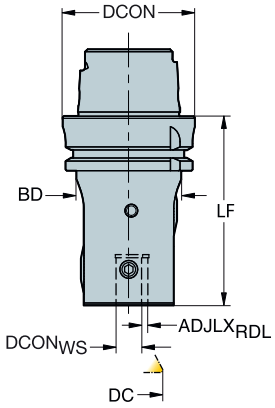

						Dimensiones, mm, pulg.						
DCN	DCX	CZC_{MS}	CZC_{WS}	CNSC	**Código de pedido**	$DCON_{MS}$	$DCON_{WS}$	$ADJLX_{RDL}$	LF	BD_1	CP Bar/PSI	Kg
3.0	26.0	63	12	1	**392.41037B-6312090B**	63.00	12.00	3.00	90.00	50.00	20	1.480
.118	*1.024*					*2.480*	*.472*	*.118*	*3.543*	*1.969*	*290*	

Debe utilizarse con barras de mandrinar R429U/R429.90

ISO 13399 Q1

CNSC CXSC Q35

Manguito para cabeza de mandrinado de precisión

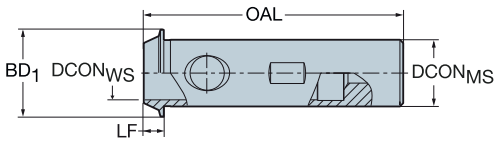

CZC_{MS}	CZC_{WS}	CNSC	**Código de pedido**	Dimensiones, mm $DCON_{MS}$	$DCON_{WS}$	LF	OAL	BD_1
20	16	1	**393.37A-20 16 072**	20.00	16.00	6.00	78	26.00
				.787	*.629*	*.236*	*3.071*	*1.023*

Debe utilizarse con barras de mandrinar R429U/R429.90

O5

ISO 13399 Q1

CNSC CXSC Q35

Herramienta de mandrinado de precisión CoroBore® 825

Mango cilíndrico - Suministro de refrigerante interior
1 filo

TCMT, TCMX, TCGT, TCGX TCEX
TCMW

KAPR

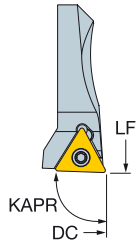

92°

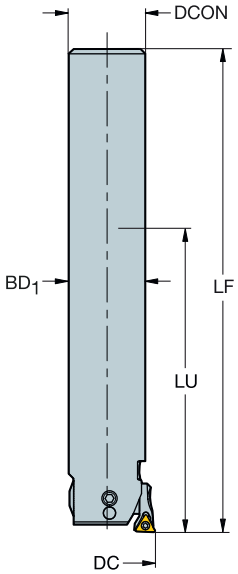

DCN	DCX		IC	CZC_{MS}	CNSC	Código de pedido	Dimensiones, mm, pulg. DCON	LU	LF	BD_1	CP Bar/PSI	Nm	Kg	CICT	MIID
19.0	23.0	06	5/32	18	1	**825-23TC06-A18**	18.00	77.00	128.00	18.00	70	0.6	0.270	1	TCMT 06 T1 02
.748	*.906*						*.709*	*3.032*	*5.039*	*.709*	*1015*				*TCMT 1.2(1.2)0*
23.0	29.0	06	5/32	20	1	**825-29TC06-A20**	20.00	81.00	132.00	20.00	70	0.6	0.380	1	TCMT 06 T1 02
.906	*1.142*						*.787*	*3.189*	*5.197*	*.787*	*1015*				*TCMT 1.2(1.2)0*
28.0	36.0	06	5/32	25	1	**825-36TC06-A25**	25.00	101.00	158.00	25.00	70	0.6	0.660	1	TCMT 06 T1 02
1.102	*1.417*						*.984*	*3.976*	*6.220*	*.984*	*1015*				*TCMT 1.2(1.2)0*

Diámetros válidos para mandrinado frontal.
Para obtener más información sobre mandrinado a tracción, consulte la página M20
Para obtener más información sobre el uso de correderas de extensión, consulte la página M20

O5

ISO 13399 Q1

CNSC CXSC Q35

C3 – D C Q28

SANDVIK Coromant

Herramienta de mandrinado de precisión CoroBore® 825

Acoplamiento Coromant EH - Suministro de refrigerante interior
1 filo

KAPR

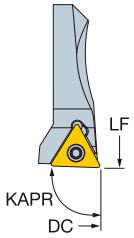

92°

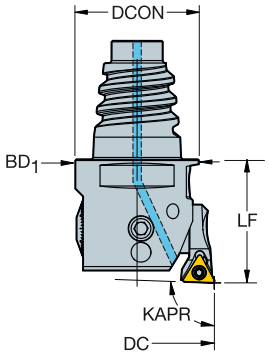

TCMT, TCMX,
TCGT, TCGX
TCEX

TCMW

DCN	DCX		IC	CZC_{MS}	CNSC	Código de pedido	Dimensiones, mm, pulg. DCON	LF	BD_1	CP Bar/PSI	Nm	Kg	CICT	MIID
19.0	23.0	06	5/32	E16	1	**825-23TC06-EH16**	15.50	25.00	18.00	70	0.6	0.070	1	TCMT 06 T1 02
.748	*.906*						*.610*	*.984*	*.709*	*1015*				*TCMT 1.2(1.2)0*
23.0	29.0	06	5/32	E20	1	**825-29TC06-EH20**	19.30	25.00	20.00	70	0.6	0.090	1	TCMT 06 T1 02
.906	*1.142*						*.760*	*.984*	*.787*	*1015*				*TCMT 1.2(1.2)0*
28.0	36.0	06	5/32	E25	1	**825-36TC06-EH25**	24.20	25.00	25.00	70	0.6	0.130	1	TCMT 06 T1 02
1.102	*1.417*						*.953*	*.984*	*.984*	*1015*				*TCMT 1.2(1.2)0*

Diámetros válidos para mandrinado frontal.
Para obtener más información sobre mandrinado a tracción, consulte la página M20
Para obtener más información sobre el uso de correderas de extensión, consulte la página M20

O5 Q1 Q35 Q28

Herramienta de mandrinado de precisión CoroBore® 825

Coromant Capto® - Suministro de refrigerante interior

1 filo

KAPR 92°
DSGN 1

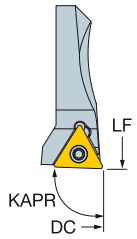

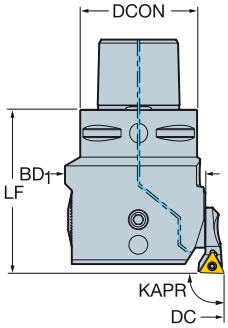

92°
2

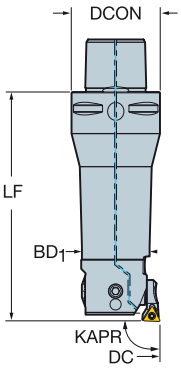

TCMT, TCMX, TCGT, TCGX TCEX

TCMW

DCN	DCX		IC	CZC_{MS}	CNSC	DSGN	Código de pedido	Dimensiones, mm, pulg. DCON	ULDR	LF	BD_1	CP Bar/PSI	Nm	Kg	CICT	MIID
19.0	23.0	06	5/32	C3	1	2	**825-23TC06-C3**	32.00	3.00	89.00	18.00	70	0.6	0.300	1	TCMT 06 T1 02
.748	*.906*							*1.260*		*3.504*	*.709*	*1015*				*TCMT 1.2(1.2)0*
23.0	29.0	06	5/32	C3	1	2	**825-29TC06-C3**	32.00	2.00	76.00	20.00	70	0.6	0.320	1	TCMT 06 T1 02
.906	*1.142*							*1.260*		*2.992*	*.787*	*1015*				*TCMT 1.2(1.2)0*
23.0	29.0	06	5/32	C4	1	2	**825-29TC06-C4**	40.00	2.00	85.00	20.00	70	0.6	0.490	1	TCMT 06 T1 02
.906	*1.142*							*1.575*		*3.346*	*.787*	*1015*				*TCMT 1.2(1.2)0*
28.0	36.0	06	5/32	C3	1	2	**825-36TC06-C3**	32.00	2.00	83.00	25.00	70	0.6	0.420	1	TCMT 06 T1 02
1.102	*1.417*							*1.260*		*3.268*	*.984*	*1015*				*TCMT 1.2(1.2)0*
28.0	36.0	06	5/32	C4	1	2	**825-36TC06-C4**	40.00	2.00	95.00	25.00	70	0.6	0.600	1	TCMT 06 T1 02
1.102	*1.417*							*1.575*		*3.740*	*.984*	*1015*				*TCMT 1.2(1.2)0*
35.0	45.0	09	7/32	C3	1	1	**825-45TC09-C3**	32.00		48.00	32.00	70	0.8	0.320	1	TCMT 09 02 04
1.378	*1.772*							*1.260*		*1.890*	*1.260*	*1015*				*TCMT 1.8(1.5)1*
35.0	45.0	09	7/32	C4	1	2	**825-45TC09-C4**	40.00	1.50	83.00	32.00	70	0.8	0.650	1	TCMT 09 02 04
1.378	*1.772*							*1.575*		*3.268*	*1.260*	*1015*				*TCMT 1.8(1.5)1*
44.0	56.0	09	7/32	C4	1	1	**825-56TC09-C4**	40.00		56.00	40.00	70	0.8	0.570	1	TCMT 09 02 04
1.732	*2.205*							*1.575*		*2.205*	*1.575*	*1015*				*TCMT 1.8(1.5)1*
44.0	56.0	09	7/32	C5	1	2	**825-56TC09-C5**	50.00	1.50	98.00	40.00	70	0.8	1.180	1	TCMT 09 02 04
1.732	*2.205*							*1.969*		*3.858*	*1.575*	*1015*				*TCMT 1.8(1.5)1*
55.0	70.0	11	1/4	C5	1	1	**825-70TC11-C5**	50.00		66.00	50.00	70	0.9	1.060	1	TCMT 11 03 04
2.165	*2.756*							*1.969*		*2.598*	*1.969*	*1015*				*TCMT 221*
55.0	70.0	11	1/4	C6	1	2	**825-70TC11-C6**	63.00	1.50	120.00	50.00	70	0.9	2.350	1	TCMT 11 03 04
2.165	*2.756*							*2.480*		*4.724*	*1.969*	*1015*				*TCMT 221*

Diámetros válidos para mandrinado frontal.

Para obtener más información sobre mandrinado a tracción, consulte la página M20
Para obtener más información sobre el uso de correderas de extensión, consulte la página M20

O5 Q1 Q35 Q28

Herramienta de mandrinado de precisión CoroBore® 825

Coromant Capto® - Suministro de refrigerante interior

1 filo

KAPR 92° 92°
DSGN 1 2

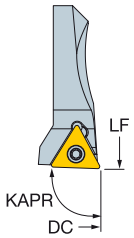

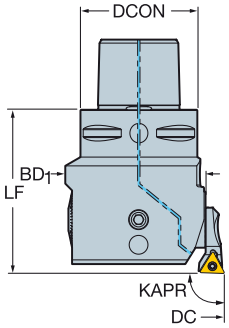

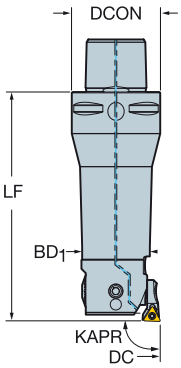

TCMT, TCMX, TCGT, TCGX TCEX

TCMW

DCN	DCX	⟷	IC	CZC_{MS}	CNSC	DSGN	Código de pedido	Dimensiones, mm, pulg. DCON	ULDR	LF	BD_1	CP Bar/PSI	Nm	Kg	CICT	MIID
69.0	87.0	11	1/4	C5	1	1	**825-87TC11-C5**	50.00		70.00	63.00	70	0.9	1.460	1	TCMT 11 03 04
2.717	*3.425*							*1.969*		*2.756*	*2.480*	*1015*				*TCMT 221*
69.0	87.0	11	1/4	C6	1	1	**825-87TC11-C6**	63.00		78.00	63.00	70	0.9	1.860	1	TCMT 11 03 04
2.717	*3.425*							*2.480*		*3.071*	*2.480*	*1015*				*TCMT 221*
86.0	107.0	11	1/4	C5	1	1	**825-107TC11-C5**	50.00		76.00	80.00	70	0.9	2.250	1	TCMT 11 03 04
3.386	*4.213*							*1.969*		*2.992*	*3.150*	*1015*				*TCMT 221*
86.0	107.0	11	1/4	C6	1	1	**825-107TC11-C6**	63.00		90.00	80.00	70	0.9	2.700	1	TCMT 11 03 04
3.386	*4.213*							*2.480*		*3.543*	*3.150*	*1015*				*TCMT 221*
106.0	137.0	11	1/4	C6	1	1	**825-137TC11-C6**	63.00		90.00	100.00	70	0.9	3.140	1	TCMT 11 03 04
4.173	*5.394*							*2.480*		*3.543*	*3.937*	*1015*				*TCMT 221*
106.0	137.0	11	1/4	C8	1	1	**825-137TC11-C8**	80.00		100.00	100.00	70	0.9	4.330	1	TCMT 11 03 04
4.173	*5.394*							*3.150*		*3.937*	*3.937*	*1015*				*TCMT 221*
136.0	167.0	11	1/4	C6	1	1	**825-167TC11-C6**	63.00		90.00	130.00	70	0.9	3.980	1	TCMT 11 03 04
5.354	*6.575*							*2.480*		*3.543*	*5.118*	*1015*				*TCMT 221*
136.0	167.0	11	1/4	C8	1	1	**825-167TC11-C8**	80.00		100.00	130.00	70	0.9	5.080	1	TCMT 11 03 04
5.354	*6.575*							*3.150*		*3.937*	*5.118*	*1015*				*TCMT 221*

Diámetros válidos para mandrinado frontal.
Para obtener más información sobre mandrinado a tracción, consulte la página M20
Para obtener más información sobre el uso de correderas de extensión, consulte la página M20

O5

Q1

Q35

Q28

Herramienta de mandrinado de precisión CoroBore® 825 de peso ligero

Coromant Capto® - Suministro de refrigerante interior

1 filo

TCMT, TCMX, TCGT, TCGX TCEX

TCMW

KAPR

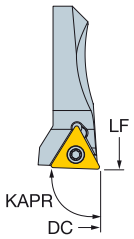

92°

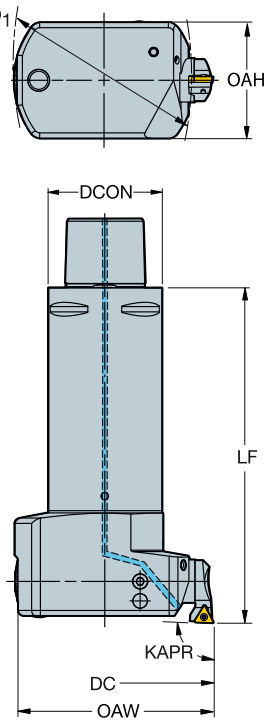

DCN	DCX	↔	IC	CZC_{MS}	CNSC	Código de pedido	Dimensiones, mm, pulg. DCON	LF	OAH	BD_1	CP Bar/PSI	Nm	Kg	CICT	MIID
69.0	87.0	11	1/4	C5	1	**825L-87TC11-C5**	50.00	150.00	51.00	63.00	70	0.9	1.460	1	TCMT 11 03 04
2.717	*3.425*						*1.969*	*5.906*	*2.008*	*2.480*	*1015*				*TCMT 221*
86.0	107.0	11	1/4	C5	1	**825L-107TC11-C5**	50.00	156.00	51.00	80.00	70	0.9	1.600	1	TCMT 11 03 04
3.386	*4.213*						*1.969*	*6.142*	*2.008*	*3.150*	*1015*				*TCMT 221*
106.0	137.0	11	1/4	C6	1	**825L-137TC11-C6**	63.00	190.00	64.00	100.00	70	0.9	2.980	1	TCMT 11 03 04
4.173	*5.394*						*2.480*	*7.480*	*2.520*	*3.937*	*1015*				*TCMT 221*
106.0	137.0	11	1/4	C8	1	**825L-137TC11-C8**	80.00	200.00	80.00	100.00	70	0.9	3.870	1	TCMT 11 03 04
4.173	*5.394*						*3.150*	*7.874*	*3.150*	*3.937*	*1015*				*TCMT 221*
136.0	167.0	11	1/4	C6	1	**825L-167TC11-C6**	63.00	190.00	64.00	130.00	70	0.9	3.190	1	TCMT 11 03 04
5.354	*6.575*						*2.480*	*7.480*	*2.520*	*5.118*	*1015*				*TCMT 221*
136.0	167.0	11	1/4	C8	1	**825L-167TC11-C8**	80.00	200.00	80.00	130.00	70	0.9	4.080	1	TCMT 11 03 04
5.354	*6.575*						*3.150*	*7.874*	*3.150*	*5.118*	*1015*				*TCMT 221*

Diámetros válidos para mandrinado frontal.

Para obtener más información sobre mandrinado a tracción, consulte la página M20

Para obtener más información sobre el uso de correderas de extensión, consulte la página M20

O5 Q1 Q35 Q28

Herramienta antivibratoria de mandrinado de precisión CoroBore® 825

Coromant Capto® - Suministro de refrigerante interior
1 filo

SilentTools®

KAPR
DSGN

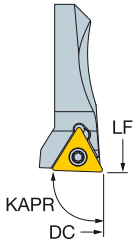

92°
1

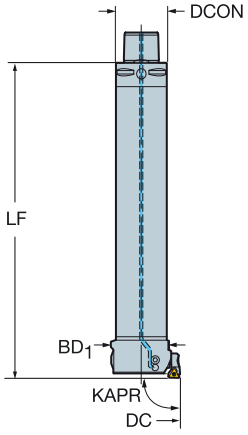

92°
2

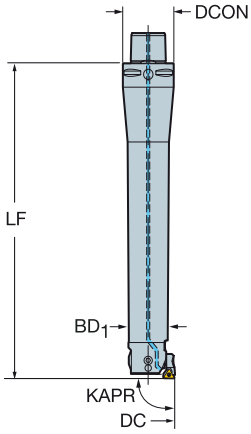

TCMT, TCMX,
TCGT, TCGX
TCEX

TCMW

DCN	DCX		IC	CZC_{MS}	CNSC	DSGN	Código de pedido	Dimensiones, mm, pulg. DCON	ULDR	LF	BD_1	CP Bar/PSI	Nm	Kg	CICT	MIID
23.0	29.0	06	5/32	C3	1	2	825D-29TC06-C3	32.00	6.00	192.00	21.00	70	0.6	0.620	1	TCMT 06 T1 02
.906	*1.142*							*1.260*		*7.559*	*.827*	*1015*				*TCMT 1.2(1.2)0*
28.0	36.0	06	5/32	C3	1	2	825D-36TC06-C3	32.00	6.00	219.00	26.00	70	0.6	1.120	1	TCMT 06 T1 02
1.102	*1.417*							*1.260*		*8.622*	*1.024*	*1015*				*TCMT 1.2(1.2)0*
35.0	45.0	09	7/32	C4	1	2	825D-45TC09-C4	40.00	6.00	272.00	33.00	70	0.8	2.220	1	TCMT 09 02 04
1.378	*1.772*							*1.575*		*10.709*	*1.299*	*1015*				*TCMT 1.8(1.5)1*
44.0	56.0	09	7/32	C5	1	2	825D-56TC09-C5	50.00	6.00	332.00	42.00	70	0.8	4.120	1	TCMT 09 02 04
1.732	*2.205*							*1.969*		*13.071*	*1.654*	*1015*				*TCMT 1.8(1.5)1*
55.0	70.0	11	1/4	C5	1	1	825D-70TC11-C5	50.00	5.00	260.00	50.00	70	0.9	3.940	1	TCMT 11 03 04
2.165	*2.756*							*1.969*		*10.236*	*1.969*	*1015*				*TCMT 221*
55.0	70.0	11	1/4	C6	1	2	825D-70TC11-C6	63.00	6.00	412.00	50.00	70	0.9	7.040	1	TCMT 11 03 04
2.165	*2.756*							*2.480*		*16.221*	*1.969*	*1015*				*TCMT 221*
69.0	87.0	11	1/4	C6	1	1	825D-87TC11-C6	63.00	5.00	330.00	63.00	70	0.9	8.040	1	TCMT 11 03 04
2.717	*3.425*							*2.480*		*12.992*	*2.480*	*1015*				*TCMT 221*
69.0	87.0	11	1/4	C8	1	2	825D-87TC11-C8	80.00	6.00	522.00	63.00	70	0.9	14.540	1	TCMT 11 03 04
2.717	*3.425*							*3.150*		*20.551*	*2.480*	*1015*				*TCMT 221*
86.0	107.0	11	1/4	C6	1	1	825D-107TC11-C6	63.00	4.00	330.00	80.00	70	0.9	7.440	1	TCMT 11 03 04
3.386	*4.213*							*2.480*		*12.992*	*3.150*	*1015*				*TCMT 221*
86.0	107.0	11	1/4	C8	1	1	825D-107TC11-C8	80.00	4.00	400.00	80.00	70	0.9	14.640	1	TCMT 11 03 04
3.386	*4.213*							*3.150*		*15.748*	*3.150*	*1015*				*TCMT 221*
106.0	137.0	11	1/4	C6	1	1	825D-137TC11-C6	63.00	3.00	330.00	100.00	70	0.9	7.740	1	TCMT 11 03 04
4.173	*5.394*							*2.480*		*12.992*	*3.937*	*1015*				*TCMT 221*
106.0	137.0	11	1/4	C8	1	1	825D-137TC11-C8	80.00	3.00	400.00	100.00	70	0.9	15.040	1	TCMT 11 03 04
4.173	*5.394*							*3.150*		*15.748*	*3.937*	*1015*				*TCMT 221*
136.0	167.0	11	1/4	C6	1	1	825D-167TC11-C6	63.00	2.50	330.00	130.00	70	0.9	7.940	1	TCMT 11 03 04
5.354	*6.575*							*2.480*		*12.992*	*5.118*	*1015*				*TCMT 221*
136.0	167.0	11	1/4	C8	1	1	825D-167TC11-C8	80.00	2.50	400.00	130.00	70	0.9	15.640	1	TCMT 11 03 04
5.354	*6.575*							*3.150*		*15.748*	*5.118*	*1015*				*TCMT 221*

Diámetros válidos para mandrinado frontal.
Para obtener más información sobre mandrinado a tracción, consulte la página M20
Para obtener más información sobre el uso de correderas de extensión, consulte la página M20

O5 Q1 Q35 Q28

Herramienta de mandrinado de precisión CoroBore® 825 XL

Coromant Capto® - Suministro de refrigerante interior

1 filo



KAPR

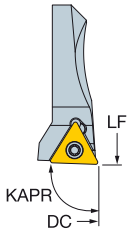

92°

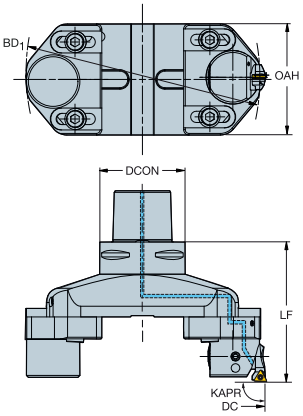

TCMT, TCMX, TCGT, TCGX TCEX

TCMW

DCN	DCX		IC	CZC_{MS}	CNSC	Código de pedido	Dimensiones, mm, pulg. DCON	LF	OAH	BD_1	CP Bar/PSI	Nm	Kg	CICT	MIID
148.0	215.0	11	1/4	C6	1	**825-215TC11-C6**	63.00	118.00	104.00	145.00	70	0.9	3.670	1	TCMT 11 03 04
5.827	*8.465*						*2.480*	*4.646*	*4.094*	*5.709*	*1015*				*TCMT 221*
148.0	215.0	11	1/4	C8	1	**825-215TC11-C8**	80.00	130.00	104.00	145.00	70	0.9	6.620	1	TCMT 11 03 04
5.827	*8.465*						*3.150*	*5.118*	*4.094*	*5.709*	*1015*				*TCMT 221*
148.0	215.0	11	1/4	C10	1	**825-215TC11-C10**	100.00	136.00	104.00	145.00	70	0.9	8.530	1	TCMT 11 03 04
5.827	*8.465*						*3.937*	*5.354*	*4.094*	*5.709*	*1015*				*TCMT 221*
198.0	265.0	11	1/4	C6	1	**825-265TC11-C6**	63.00	118.00	104.00	195.00	70	0.9	4.030	1	TCMT 11 03 04
7.795	*10.433*						*2.480*	*4.646*	*4.094*	*7.677*	*1015*				*TCMT 221*
198.0	265.0	11	1/4	C8	1	**825-265TC11-C8**	80.00	130.00	104.00	195.00	70	0.9	7.850	1	TCMT 11 03 04
7.795	*10.433*						*3.150*	*5.118*	*4.094*	*7.677*	*1015*				*TCMT 221*
198.0	265.0	11	1/4	C10	1	**825-265TC11-C10**	100.00	136.00	104.00	195.00	70	0.9	9.790	1	TCMT 11 03 04
7.795	*10.433*						*3.937*	*5.354*	*4.094*	*7.677*	*1015*				*TCMT 221*
248.0	315.0	11	1/4	C6	1	**825-315TC11-C6**	63.00	118.00	104.00	245.00	70	0.9	4.390	1	TCMT 11 03 04
9.764	*12.402*						*2.480*	*4.646*	*4.094*	*9.646*	*1015*				*TCMT 221*
248.0	315.0	11	1/4	C8	1	**825-315TC11-C8**	80.00	130.00	104.00	245.00	70	0.9	9.050	1	TCMT 11 03 04
9.764	*12.402*						*3.150*	*5.118*	*4.094*	*9.646*	*1015*				*TCMT 221*
248.0	315.0	11	1/4	C10	1	**825-315TC11-C10**	100.00	136.00	104.00	245.00	70	0.9	11.100	1	TCMT 11 03 04
9.764	*12.402*						*3.937*	*5.354*	*4.094*	*9.646*	*1015*				*TCMT 221*

Diámetros válidos para mandrinado frontal.

Para obtener más información sobre mandrinado exterior, consulte la página M21
Para obtener más información sobre mandrinado a tracción, consulte la página M20
Para obtener más información sobre el uso de correderas de extensión, consulte la página M20

O5 Q1 Q35 Q28

Herramienta de mandrinado de precisión CoroBore® 826 XL

Coromant Capto® - Suministro de refrigerante interior

1 filo



KAPR

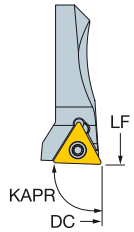

92°

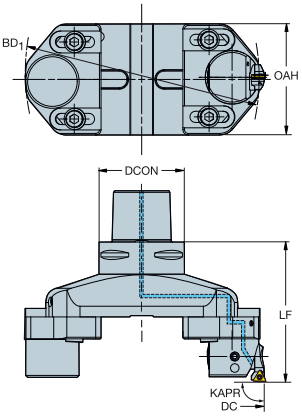

TCMT, TCMX, TCGT, TCGX TCEX

TCMW

DCN	DCX		IC	CZC_{MS}	CNSC	Código de pedido	Dimensiones, mm, pulg. DCON	LF	OAH	BD_1	CP Bar/PSI	Nm	Kg	CICT	MIID
148.0	200.0	11	1/4	C6	1	**826-200TC11-C6**	63.00	118.00	104.00	145.00	70	0.9	3.670	1	TCMT 11 03 04
5.827	*7.874*						*2.480*	*4.646*	*4.094*	*5.709*	*1015*				*TCMT 221*
148.0	200.0	11	1/4	C8	1	**826-200TC11-C8**	80.00	130.00	104.00	145.00	70	0.9	6.620	1	TCMT 11 03 04
5.827	*7.874*						*3.150*	*5.118*	*4.094*	*5.709*	*1015*				*TCMT 221*
148.0	200.0	11	1/4	C10	1	**826-200TC11-C10**	100.00	136.00	104.00	145.00	70	0.9	8.530	1	TCMT 11 03 04
5.827	*7.874*						*3.937*	*5.354*	*4.094*	*5.709*	*1015*				*TCMT 221*
198.0	250.0	11	1/4	C6	1	**826-250TC11-C6**	63.00	118.00	104.00	195.00	70	0.9	4.030	1	TCMT 11 03 04
7.795	*9.843*						*2.480*	*4.646*	*4.094*	*7.677*	*1015*				*TCMT 221*
198.0	250.0	11	1/4	C8	1	**826-250TC11-C8**	80.00	130.00	104.00	195.00	70	0.9	7.850	1	TCMT 11 03 04
7.795	*9.843*						*3.150*	*5.118*	*4.094*	*7.677*	*1015*				*TCMT 221*
198.0	250.0	11	1/4	C10	1	**826-250TC11-C10**	100.00	136.00	104.00	195.00	70	0.9	9.790	1	TCMT 11 03 04
7.795	*9.843*						*3.937*	*5.354*	*4.094*	*7.677*	*1015*				*TCMT 221*
248.0	300.0	11	1/4	C6	1	**826-300TC11-C6**	63.00	118.00	104.00	245.00	70	0.9	4.390	1	TCMT 11 03 04
9.764	*11.811*						*2.480*	*4.646*	*4.094*	*9.646*	*1015*				*TCMT 221*
248.0	300.0	11	1/4	C8	1	**826-300TC11-C8**	80.00	130.00	104.00	245.00	70	0.9	9.050	1	TCMT 11 03 04
9.764	*11.811*						*3.150*	*5.118*	*4.094*	*9.646*	*1015*				*TCMT 221*
248.0	300.0	11	1/4	C10	1	**826-300TC11-C10**	100.00	136.00	104.00	245.00	70	0.9	11.100	1	TCMT 11 03 04
9.764	*11.811*						*3.937*	*5.354*	*4.094*	*9.646*	*1015*				*TCMT 221*

Diámetros válidos para mandrinado frontal.
No se recomienda el mandrinado a tracción con CoroBore® 826
Para obtener más información sobre el uso de correderas de extensión, consulte la página M20
Para obtener más información sobre mandrinado exterior, consulte la página M21

O5

Q1

Q35

Q28

Herramienta de mandrinado de precisión CoroBore® 825 XL de peso ligero

Eje - Suministro de refrigerante interior
1 filo



KAPR

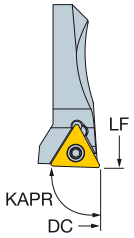

92°

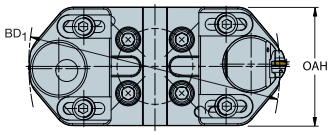

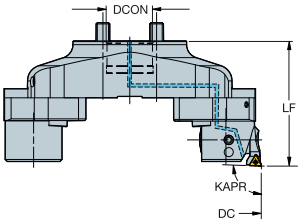

TCMT, TCMX, TCGT, TCGX TCEX

TCMW

DCN	DCX		IC	CZC_{MS}	CNSC	Código de pedido	Dimensiones, mm, pulg. DCON	LF	OAH	BD_1	CP Bar/PSI	Nm	Kg	CICT	MIID
148.0	215.0	11	1/4	40S	1	**825L-215TC11**	40.00	110.00	104.00	145.00	70	0.9	3.180	1	TCMT 11 03 04
5.827	*8.465*						*1.575*	*4.331*	*4.094*	*5.709*	*1015*				*TCMT 221*
198.0	265.0	11	1/4	40S	1	**825L-265TC11**	40.00	110.00	104.00	195.00	70	0.9	3.710	1	TCMT 11 03 04
7.795	*10.433*						*1.575*	*4.331*	*4.094*	*7.677*	*1015*				*TCMT 221*
248.0	315.0	11	1/4	40S	1	**825L-315TC11**	40.00	110.00	104.00	245.00	70	0.9	4.190	1	TCMT 11 03 04
9.764	*12.402*						*1.575*	*4.331*	*4.094*	*9.646*	*1015*				*TCMT 221*

Debe utilizarse con portaherramientas de fresas de planeado 40S, por ejemplo C8-391.05-40 060M. Pedir por separado.
Diámetros válidos para mandrinado frontal.
Para obtener más información sobre mandrinado a tracción, consulte la página M20
Para obtener más información sobre el uso de correderas de extensión, consulte la página M20
Para obtener más información sobre mandrinado exterior, consulte la página M21

O5 Q1 Q35 Q28

Herramienta de mandrinado de precisión CoroBore® 826 XL de peso ligero

Eje - Suministro de refrigerante interior
1 filo



TCMT, TCMX,
TCGT, TCGX
TCEX

TCMW

KAPR

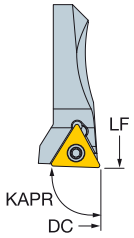

92°

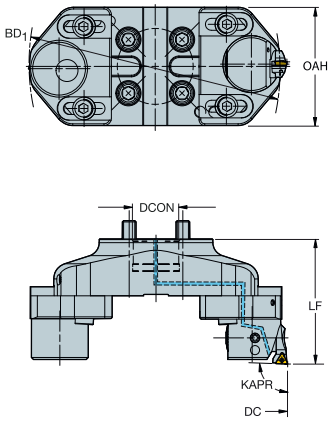

DCN	DCX		IC	CZC_{MS}	CNSC	Código de pedido	Dimensiones, mm, pulg. DCON	LF	OAH	BD_1	CP Bar/PSI	Nm	Kg	CICT	MIID
148.0	200.0	11	1/4	40S	1	**826L-200TC11**	40.00	110.00	104.00	145.00	70	0.9	3.180	1	TCMT 11 03 04
5.827	*7.874*						*1.575*	*4.331*	*4.094*	*5.709*	*1015*				*TCMT 221*
198.0	250.0	11	1/4	40S	1	**826L-250TC11**	40.00	110.00	104.00	195.00	70	0.9	3.710	1	TCMT 11 03 04
7.795	*9.843*						*1.575*	*4.331*	*4.094*	*7.677*	*1015*				*TCMT 221*
248.0	300.0	11	1/4	40S	1	**826L-300TC11**	40.00	110.00	104.00	245.00	70	0.9	4.190	1	TCMT 11 03 04
9.764	*11.811*						*1.575*	*4.331*	*4.094*	*9.646*	*1015*				*TCMT 221*

Debe utilizarse con portaherramientas de fresas de planeado 40S, por ejemplo C8-391.05-40 060M. Pedir por separado.
No se recomienda el mandrinado a tracción con CoroBore® 826
Para obtener más información sobre mandrinado exterior, consulte la página M21
Para obtener más información sobre el uso de correderas de extensión, consulte la página M20
Diámetros válidos para mandrinado frontal.

O5 Q1 Q35 Q28

Herramienta de mandrinado de precisión CoroBore® 825 XL de peso ligero

Coromant Capto® - Suministro de refrigerante interior
1 filo



KAPR

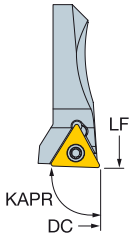

92°

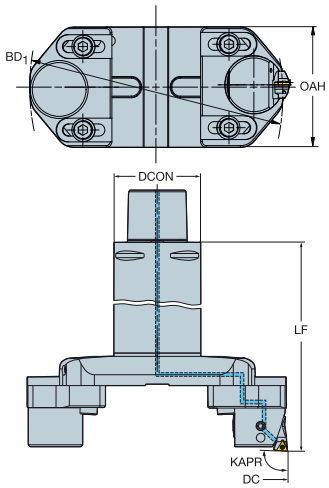

TCMT, TCMX, TCGT, TCGX TCEX

TCMW

DCN	DCX		IC	CZC_{MS}	CNSC	Código de pedido	Dimensiones, mm, pulg. DCON	LF	OAH	BD_1	CP Bar/PSI	Nm	Kg	CICT	MIID
148.0	215.0	11	1/4	C8	1	**825L-215TC11-C8**	80.00	230.00	104.00	145.00	70	0.9	6.130	1	TCMT 11 03 04
5.827	*8.465*						*3.150*	*9.055*	*4.094*	*5.709*	*1015*				*TCMT 221*
198.0	265.0	11	1/4	C8	1	**825L-265TC11-C8**	80.00	230.00	104.00	195.00	70	0.9	6.500	1	TCMT 11 03 04
7.795	*10.433*						*3.150*	*9.055*	*4.094*	*7.677*	*1015*				*TCMT 221*
248.0	315.0	11	1/4	C8	1	**825L-315TC11-C8**	80.00	230.00	104.00	245.00	70	0.9	6.860	1	TCMT 11 03 04
9.764	*12.402*						*3.150*	*9.055*	*4.094*	*9.646*	*1015*				*TCMT 221*

Diámetros válidos para mandrinado frontal.
Para obtener más información sobre mandrinado exterior, consulte la página M21
Para obtener más información sobre mandrinado a tracción, consulte la página M20
Para obtener más información sobre el uso de correderas de extensión, consulte la página M20

Herramienta de mandrinado de precisión CoroBore® 826 XL de peso ligero

Coromant Capto® - Suministro de refrigerante interior
1 filo



TCMT, TCMX, TCGT, TCGX TCEX

TCMW

KAPR

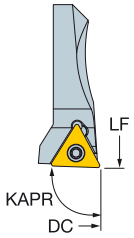

92°

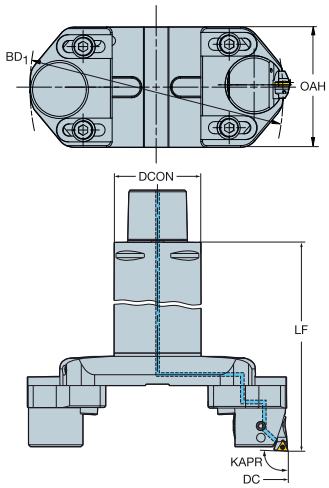

DCN	DCX		IC	CZC_{MS}	CNSC	Código de pedido	Dimensiones, mm, pulg. DCON	LF	OAH	BD_1	CP Bar/PSI	Nm	Kg	CICT	MIID
148.0	200.0	11	1/4	C8	1	**826L-200TC11-C8**	80.00	230.00	104.00	145.00	70	0.9	6.130	1	TCMT 11 03 04
5.827	*7.874*						*3.150*	*9.055*	*4.094*	*5.709*	*1015*				*TCMT 221*
198.0	250.0	11	1/4	C8	1	**826L-250TC11-C8**	80.00	230.00	104.00	195.00	70	0.9	6.500	1	TCMT 11 03 04
7.795	*9.843*						*3.150*	*9.055*	*4.094*	*7.677*	*1015*				*TCMT 221*
248.0	300.0	11	1/4	C8	1	**826L-300TC11-C8**	80.00	230.00	104.00	245.00	70	0.9	6.860	1	TCMT 11 03 04
9.764	*11.811*						*3.150*	*9.055*	*4.094*	*9.646*	*1015*				*TCMT 221*

No se recomienda el mandrinado a tracción con CoroBore® 826
Para obtener más información sobre mandrinado exterior, consulte la página M21
Para obtener más información sobre el uso de correderas de extensión, consulte la página M20
Diámetros válidos para mandrinado frontal.

O5 Q1 Q35 Q28

Herramienta antivibratoria de mandrinado de precisión CoroBore® 825 XL

Coromant Capto® - Suministro de refrigerante interior

1 filo



TCMT, TCMX, TCGT, TCGX TCEX

TCMW

KAPR

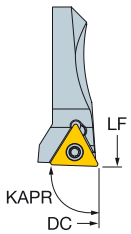

92°

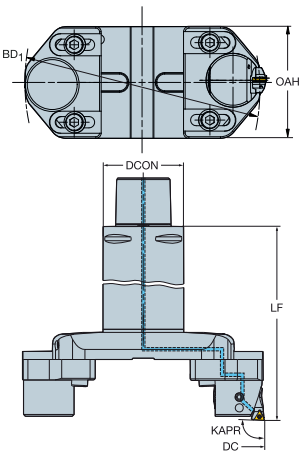

DCN	DCX		IC	CZC_{MS}	CNSC	Código de pedido	Dimensiones, mm, pulg. DCON	LF	OAH	BD_1	CP Bar/PSI	Nm	Kg	CICT	MIID
150.0	215.0	11	1/4	C8	1	**825D-215TC11-C8**	80.00	400.00	104.00	147.00	70	0.9	14.000	1	TCMT 11 03 04
5.906	*8.465*						*3.150*	*15.748*	*4.094*	*5.787*	*1015*				*TCMT 221*
200.0	265.0	11	1/4	C8	1	**825D-265TC11-C8**	80.00	400.00	104.00	197.00	70	0.9	14.300	1	TCMT 11 03 04
7.874	*10.433*						*3.150*	*15.748*	*4.094*	*7.756*	*1015*				*TCMT 221*
250.0	315.0	11	1/4	C8	1	**825D-315TC11-C8**	80.00	400.00	104.00	247.00	70	0.9	14.700	1	TCMT 11 03 04
9.843	*12.402*						*3.150*	*15.748*	*4.094*	*9.724*	*1015*				*TCMT 221*

Diámetros válidos para mandrinado frontal.

Para obtener más información sobre mandrinado exterior, consulte la página M21
Para obtener más información sobre mandrinado a tracción, consulte la página M20
Para obtener más información sobre el uso de correderas de extensión, consulte la página M20

O5 Q1 Q35 Q28

Herramienta de mandrinado de precisión CoroBore® 826 XL antivibratoria

Coromant Capto® - Suministro de refrigerante interior

1 filo

TCMT, TCMX, TCGT, TCGX TCEX

TCMW

KAPR

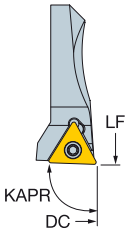

92°

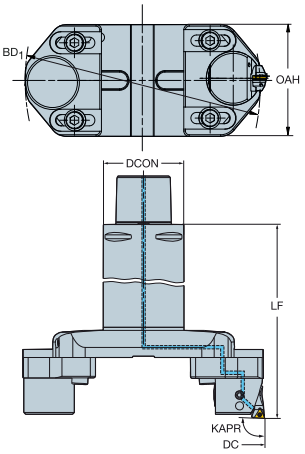

DCN	DCX		IC	CZC_{MS}	CNSC	Código de pedido	Dimensiones, mm, pulg. DCON	LF	OAH	BD_1	CP Bar/PSI	Nm	Kg	CICT	MIID
150.0	200.0	11	1/4	C8	1	**826D-200TC11-C8**	80.00	400.00	104.00	147.00	70	0.9	14.000	1	TCMT 11 03 04
5.906	*7.874*						*3.150*	*15.748*	*4.094*	*5.787*	*1015*				*TCMT 221*
200.0	250.0	11	1/4	C8	1	**826D-250TC11-C8**	80.00	400.00	104.00	197.00	70	0.9	14.300	1	TCMT 11 03 04
7.874	*9.843*						*3.150*	*15.748*	*4.094*	*7.756*	*1015*				*TCMT 221*
250.0	300.0	11	1/4	C8	1	**826D-300TC11-C8**	80.00	400.00	104.00	247.00	70	0.9	14.700	1	TCMT 11 03 04
9.843	*11.811*						*3.150*	*15.748*	*4.094*	*9.724*	*1015*				*TCMT 221*

Debe utilizarse con portaherramientas de fresas de planeado 40S, por ejemplo C8-391.05-40 060M. Pedir por separado.
No se recomienda el mandrinado a tracción con CoroBore® 826
Para obtener más información sobre mandrinado exterior, consulte la página M21
Para obtener más información sobre el uso de correderas de extensión, consulte la página M20
Diámetros válidos para mandrinado frontal.

O5 Q1 Q35 Q28

Herramienta de mandrinado de precisión CoroBore® 825 XL

Eje - Suministro de refrigerante interior

1 filo



TCMT, TCMX, TCGT, TCGX TCEX

TCMW

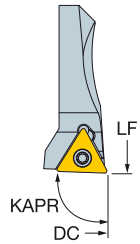

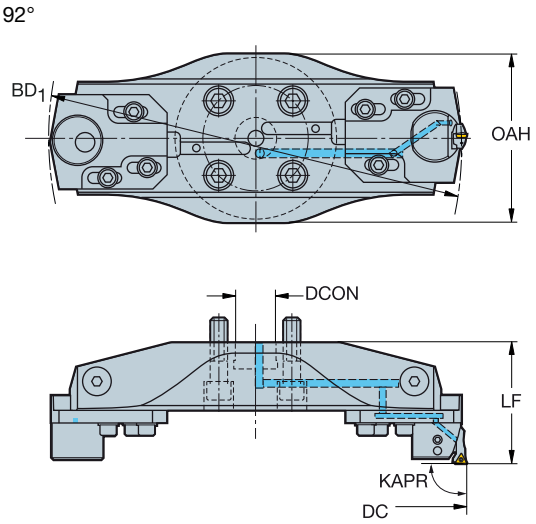

DCN	DCX		IC	CZC_{MS}	CNSC	Código de pedido	Dimensiones, mm, pulg. DCON	LF	OAH	BD_1	CP Bar/PSI	Nm	Kg	CICT	MIID
298.0	395.0	11	1/4	40X	1	**825-395TC11**	40.00	114.00	164.00	295.00	70	0.9	9.500	1	TCMT 11 03 04
11.732	*15.551*						*1.575*	*4.488*	*6.457*	*11.614*	*1015*				*TCMT 221*
378.0	475.0	11	1/4	40X	1	**825-475TC11**	40.00	119.00	164.00	375.00	70	0.9	11.260	1	TCMT 11 03 04
14.882	*18.701*						*1.575*	*4.685*	*6.457*	*14.764*	*1015*				*TCMT 221*
458.0	555.0	11	1/4	40X	1	**825-555TC11**	40.00	124.00	164.00	455.00	70	0.9	13.190	1	TCMT 11 03 04
18.032	*21.850*						*1.575*	*4.882*	*6.457*	*17.913*	*1015*				*TCMT 221*

Diámetros válidos para mandrinado frontal.

Para obtener más información sobre mandrinado exterior, consulte la página M21
Para obtener más información sobre mandrinado a tracción, consulte la página M20
Para obtener más información sobre el uso de correderas de extensión, consulte la página M20

Herramienta de mandrinado de precisión CoroBore® 826 XL

Eje - Suministro de refrigerante interior

1 filo



TCMT, TCMX, TCGT, TCGX TCEX

TCMW

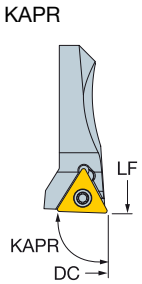

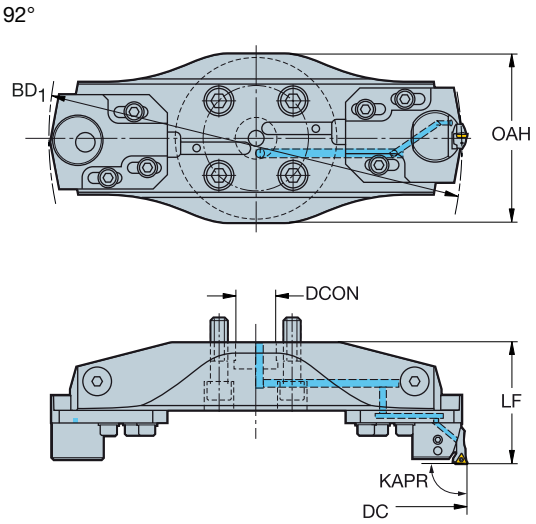

DCN	DCX		IC	CZC_{MS}	CNSC	Código de pedido	Dimensiones, mm, pulg. DCON	LF	OAH	BD_1	CP Bar/PSI	Nm	Kg	CICT	MIID
298.0	380.0	11	1/4	40X	1	**826-380TC11**	40.00	114.00	164.00	295.00	70	0.9	9.500	1	TCMT 11 03 04
11.732	*14.961*						*1.575*	*4.488*	*6.457*	*11.614*	*1015*				*TCMT 221*
378.0	460.0	11	1/4	40X	1	**826-460TC11**	40.00	119.00	164.00	375.00	70	0.9	11.260	1	TCMT 11 03 04
14.882	*18.110*						*1.575*	*4.685*	*6.457*	*14.764*	*1015*				*TCMT 221*
458.0	540.0	11	1/4	40X	1	**826-540TC11**	40.00	124.00	164.00	455.00	70	0.9	13.190	1	TCMT 11 03 04
18.032	*21.260*						*1.575*	*4.882*	*6.457*	*17.913*	*1015*				*TCMT 221*

No se recomienda el mandrinado a tracción con CoroBore® 826

Para obtener más información sobre mandrinado exterior, consulte la página M21
Para obtener más información sobre el uso de correderas de extensión, consulte la página M20

Diámetros válidos para mandrinado frontal.

M139

Q1

Q35

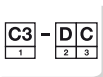
Q28

Herramienta de mandrinado de precisión CoroBore® 825 XL

Eje con extensión de puente - Suministro de refrigerante interior

1 filo

KAPR

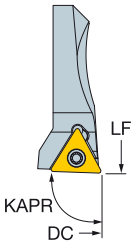

92°

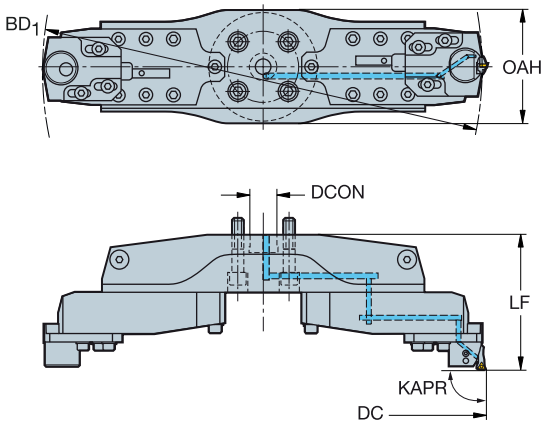

TCMT, TCMX, TCGT, TCGX TCEX

TCMW

DCN	DCX		IC	CZC_{MS}	CNSC	Código de pedido	Dimensiones, mm, pulg. DCON	LF	OAH	BD_1	CP Bar/PSI	Nm	Kg	CICT	MIID
538.0	795.0	11	1/4	40X	1	**825-795TC11**	40.00	198.00	164.00	535.00	70	0.9	25.640	1	TCMT 11 03 04
21.181	*31.299*						*1.575*	*7.795*	*6.457*	*21.063*	*1015*				*TCMT 221*
778.0	1035.0	11	1/4	40X	1	**825-1035TC11**	40.00	218.00	164.00	775.00	70	0.9	36.830	1	TCMT 11 03 04
30.630	*40.748*						*1.575*	*8.583*	*6.457*	*30.512*	*1015*				*TCMT 221*
1018.0	1275.0	11	1/4	40X	1	**825-1275TC11**	40.00	218.00	164.00	1015.00	70	0.9	44.260	1	TCMT 11 03 04
40.079	*50.197*						*1.575*	*8.583*	*6.457*	*39.961*	*1015*				*TCMT 221*

Diámetros válidos para mandrinado frontal.

Para obtener más información sobre mandrinado exterior, consulte la página M21
Para obtener más información sobre mandrinado a tracción, consulte la página M20
Para obtener más información sobre el uso de correderas de extensión, consulte la página M20

Herramienta de mandrinado de precisión CoroBore® 826 XL

Eje con extensión de puente - Suministro de refrigerante interior

1 filo

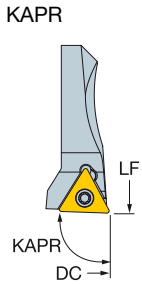

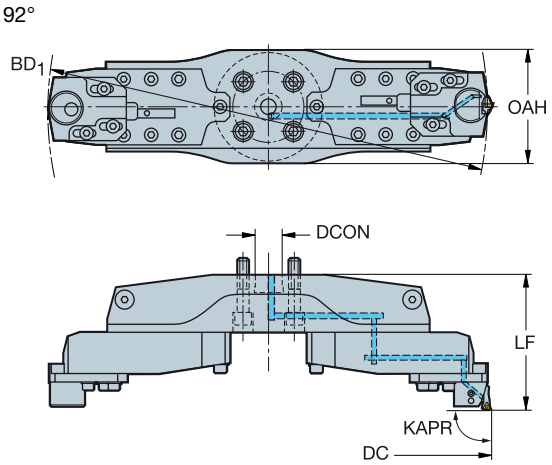

TCMT, TCMX, TCGT, TCGX TCEX

TCMW

DCN	DCX		IC	CZC_{MS}	CNSC	Código de pedido	Dimensiones, mm, pulg. DCON	LF	OAH	BD_1	CP Bar/PSI	Nm	Kg	CICT	MIID
538.0	780.0	11	1/4	40X	1	**826-780TC11**	40.00	198.00	164.00	535.00	70	0.9	25.640	1	TCMT 11 03 04
21.181	*30.709*						*1.575*	*7.795*	*6.457*	*21.063*	*1015*				*TCMT 221*
778.0	1020.0	11	1/4	40X	1	**826-1020TC11**	40.00	218.00	164.00	775.00	70	0.9	36.830	1	TCMT 11 03 04
30.630	*40.158*						*1.575*	*8.583*	*6.457*	*30.512*	*1015*				*TCMT 221*
1018.0	1260.0	11	1/4	40X	1	**826-1260TC11**	40.00	218.00	164.00	1015.00	70	0.9	44.260	1	TCMT 11 03 04
40.079	*49.606*						*1.575*	*8.583*	*6.457*	*39.961*	*1015*				*TCMT 221*

No se recomienda el mandrinado a tracción con CoroBore® 826

Para obtener más información sobre mandrinado exterior, consulte la página M21
Para obtener más información sobre el uso de correderas de extensión, consulte la página M20

Diámetros válidos para mandrinado frontal.

M139

ISO 13399 Q1

CNSC CXSC Q35

C3 – D C Q28

Coromant Capto® a CoroBore® 825, cuerpo de herramienta

Suministro de refrigerante interior

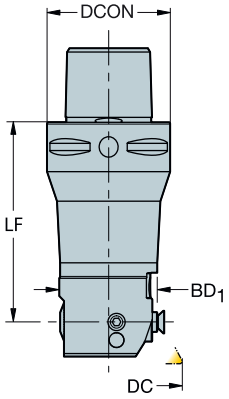

DCN	DCX	CZC_{MS}	CZC_{WS}	CNSC	Código de pedido	Dimensiones, mm, pulg. DCON	$ADJLX_{RDL}$	LF	WF	BD_1	CP Bar/PSI	Nm	Kg
19.0	23.0	C3	A	1	**C3-R825A-AA18055A**	32.00	2.00	55.00	9.50	18.00	70	1.2	0.210
.748	*.906*					*1.260*	*.079*	*2.165*	*.374*	*.709*	*1015*		
19.0	23.0	C3	A	1	**C3-R825A-AA18078A**	32.00	2.00	78.00	9.50	18.00	70	1.2	0.260
.748	*.906*					*1.260*	*.079*	*3.071*	*.374*	*.709*	*1015*		
23.0	29.0	C3	A	1	**C3-R825A-AAA065A**	32.00	3.00	65.00	11.50	20.00	70	1.2	0.280
.906	*1.142*					*1.260*	*.118*	*2.559*	*.453*	*.787*	*1015*		
23.0	29.0	C3	A	1	**C3-R825A-AAA094A**	32.00	3.00	94.00	11.50	20.00	70	1.2	0.350
.906	*1.142*					*1.260*	*.118*	*3.701*	*.453*	*.787*	*1015*		
28.0	36.0	C3	A	1	**C3-R825A-AAB072A**	32.00	4.00	72.00	14.00	25.00	70	1.2	0.380
1.102	*1.417*					*1.260*	*.157*	*2.835*	*.551*	*.984*	*1015*		
28.0	36.0	C3	A	1	**C3-R825A-AAB106A**	32.00	4.00	106.00	14.00	25.00	70	1.2	0.510
1.102	*1.417*					*1.260*	*.157*	*4.173*	*.551*	*.984*	*1015*		
35.0	45.0	C3	B	1	**C3-R825B-AAC031A**	32.00	5.00	31.00	17.50	32.00	70	3.1	0.280
1.378	*1.772*					*1.260*	*.197*	*1.220*	*.689*	*1.260*	*1015*		
23.0	29.0	C4	A	1	**C4-R825A-AAA074A**	40.00	3.00	74.00	11.50	20.00	70	1.2	0.450
.906	*1.142*					*1.575*	*.118*	*2.913*	*.453*	*.787*	*1015*		
23.0	29.0	C4	A	1	**C4-R825A-AAA103A**	40.00	3.00	103.00	11.50	20.00	70	1.2	0.520
.906	*1.142*					*1.575*	*.118*	*4.055*	*.453*	*.787*	*1015*		
28.0	36.0	C4	A	1	**C4-R825A-AAB084A**	40.00	4.00	84.00	14.00	25.00	70	1.2	0.560
1.102	*1.417*					*1.575*	*.157*	*3.307*	*.551*	*.984*	*1015*		
28.0	36.0	C4	A	1	**C4-R825A-AAB120A**	40.00	4.00	120.00	14.00	25.00	70	1.2	0.710
1.102	*1.417*					*1.575*	*.157*	*4.724*	*.551*	*.984*	*1015*		
35.0	45.0	C4	B	1	**C4-R825B-AAC066A**	40.00	5.00	66.00	17.50	32.00	70	3.1	0.610
1.378	*1.772*					*1.575*	*.197*	*2.598*	*.689*	*1.260*	*1015*		
44.0	56.0	C4	B	1	**C4-R825B-AAD039A**	40.00	6.00	39.00	22.00	40.00	70	3.1	0.530
1.732	*2.205*					*1.575*	*.236*	*1.535*	*.866*	*1.575*	*1015*		
44.0	56.0	C5	B	1	**C5-R825B-AAD081A**	50.00	6.00	81.00	22.00	40.00	70	3.1	1.140
1.732	*2.205*					*1.969*	*.236*	*3.189*	*.866*	*1.575*	*1015*		
55.0	70.0	C5	C	1	**C5-R825C-AAE043A**	50.00	7.50	43.00	27.50	50.00	70	5.8	0.980
2.165	*2.756*					*1.969*	*.295*	*1.693*	*1.083*	*1.969*	*1015*		

ISO 13399 Q1

CNSC CXSC Q35

Coromant Capto® a CoroBore® 825, cuerpo de herramienta

Suministro de refrigerante interior

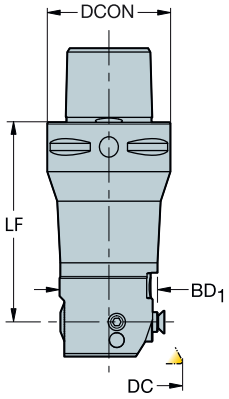

DCN	DCX	CZC_{MS}	CZC_{WS}	CNSC	Código de pedido	Dimensiones, mm, pulg. DCON	$ADJLX_{RDL}$	LF	WF	BD_1	CP Bar/PSI	Nm	Kg
69.0	87.0	C5	C	1	**C5-R825C-AAF047A**	50.00	9.00	47.00	34.50	63.00	70	5.8	1.380
2.717	*3.425*					*1.969*	*.354*	*1.850*	*1.358*	*2.480*	*1015*		
86.0	107.0	C5	C	1	**C5-R825C-AAG053A**	50.00	10.50	53.00	43.00	80.00	70	5.8	2.170
3.386	*4.213*					*1.969*	*.413*	*2.087*	*1.693*	*3.150*	*1015*		
55.0	70.0	C6	C	1	**C6-R825C-AAE097A**	63.00	7.50	97.00	27.50	50.00	70	5.8	2.270
2.165	*2.756*					*2.480*	*.295*	*3.819*	*1.083*	*1.969*	*1015*		
69.0	87.0	C6	C	1	**C6-R825C-AAF055A**	63.00	9.00	74.00	34.50	63.00	70	5.8	1.870
2.717	*3.425*					*2.480*	*.354*	*2.913*	*1.358*	*2.480*	*1015*		
86.0	107.0	C6	C	1	**C6-R825C-AAG067A**	63.00	10.50	67.00	43.00	80.00	70	5.8	2.620
3.386	*4.213*					*2.480*	*.413*	*2.638*	*1.693*	*3.150*	*1015*		
106.0	137.0	C6	C	1	**C6-R825C-AAH067A**	63.00	15.50	67.00	53.00	100.00	70	5.8	3.060
4.173	*5.394*					*2.480*	*.610*	*2.638*	*2.087*	*3.937*	*1015*		
136.0	167.0	C6	C	1	**C6-R825C-AAI067A**	63.00	15.50	67.00	68.00	130.00	70	5.8	3.900
5.354	*6.575*					*2.480*	*.610*	*2.638*	*2.677*	*5.118*	*1015*		
106.0	137.0	C8	C	1	**C8-R825C-AAH077A**	80.00	15.50	77.00	53.00	100.00	70	5.8	4.250
4.173	*5.394*					*3.150*	*.610*	*3.032*	*2.087*	*3.937*	*1015*		
136.0	167.0	C8	C	1	**C8-R825C-AAI077A**	80.00	15.50	77.00	68.00	130.00	70	5.8	5.000
5.354	*6.575*					*3.150*	*.610*	*3.032*	*2.677*	*5.118*	*1015*		

ISO 13399 Q1

CNSC CXSC Q35

Mango cilíndrico a CoroBore® 825, cuerpo de herramienta

Suministro de refrigerante interior

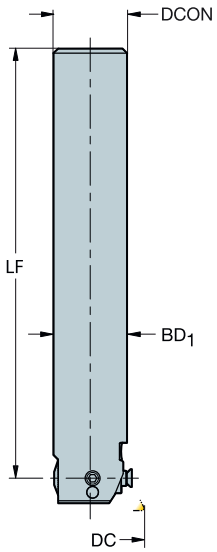

DCN	DCX	CZC_{MS}	CZC_{WS}	CNSC	Código de pedido	Dimensiones, mm, pulg. DCON	$ADJLX_{RDL}$	LF	WF	BD_1	CP Bar/PSI	Nm	Kg
19.0	23.0	18	A	1	**A18-R825A-A18116-RA**	18.00	2.00	117.00	9.50	18.00	70	1.2	0.230
.748	*.906*					*.709*	*.079*	*4.606*	*.374*	*.709*	*1015*		
23.0	29.0	20	A	1	**A20-R825A-AA120-RA**	20.00	3.00	121.00	11.50	20.00	70	1.2	0.340
.906	*1.142*					*.787*	*.118*	*4.764*	*.453*	*.787*	*1015*		
28.0	36.0	25	A	1	**A25-R825A-AB146-RA**	25.00	4.00	147.00	14.00	25.00	70	1.2	0.620
1.102	*1.417*					*.984*	*.157*	*5.787*	*.551*	*.984*	*1015*		

ISO 13399 Q1

CNSC CXSC Q35

Coromant EH a CoroBore® 825, cuerpo de herramienta

Suministro de refrigerante interior

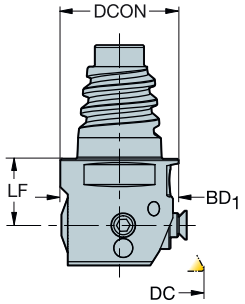

DCN	DCX	CZC_{MS}	CZC_{WS}	CNSC	Código de pedido	Dimensiones, mm, pulg. DCON	$ADJLX_{RDL}$	LF	WF	BD_1	CP Bar/PSI	Nm	Kg
19.0	23.0	E16	A	1	**EH16-R825A-AA18014**	15.50	2.00	14.00	9.50	18.00	70	1.2	0.050
.748	*.906*					*.610*	*.079*	*.551*	*.374*	*.709*	*1015*		
23.0	29.0	E20	A	1	**EH20-R825A-AAA014**	19.30	3.00	14.00	11.50	20.00	70	1.2	0.070
.906	*1.142*					*.760*	*.118*	*.551*	*.453*	*.787*	*1015*		
28.0	36.0	E25	A	1	**EH25-R825A-AAB014**	24.20	4.00	14.00	14.00	25.00	70	1.2	0.110
1.102	*1.417*					*.953*	*.157*	*.551*	*.551*	*.984*	*1015*		

ISO 13399 Q1

CNSC CXSC Q35

HSK a CoroBore® 825, cuerpo de herramienta

Suministro de refrigerante interior



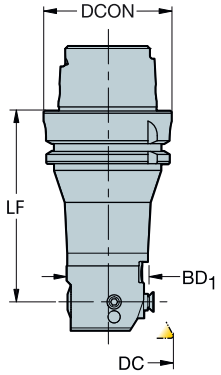

DCN	DCX	CZC_{MS}	CZC_{WS}	CNSC	Código de pedido	Dimensiones, mm, pulg. DCON	$ADJLX_{RDL}$	LF	WF	BD_1	CP Bar/PSI	Nm	Kg
19.0	23.0	63	A	1	**HA06-R825A-AA18077A**	63.00	2.00	77.00	9.50	18.00	70	1.2	0.850
.748	*.906*					*2.480*	*.079*	*3.032*	*.374*	*.709*	*1015*		
23.0	29.0	63	A	1	**HA06-R825A-AAA086A**	63.00	3.00	86.00	11.50	20.00	70	1.2	0.910
.906	*1.142*					*2.480*	*.118*	*3.386*	*.453*	*.787*	*1015*		
28.0	36.0	63	A	1	**HA06-R825A-AAB097A**	63.00	4.00	97.00	14.00	25.00	70	1.2	1.040
1.102	*1.417*					*2.480*	*.157*	*3.819*	*.551*	*.984*	*1015*		
35.0	45.0	63	B	1	**HA06-R825B-AAC081A**	63.00	5.00	98.00	17.50	32.00	70	3.1	1.110
1.378	*1.772*					*2.480*	*.197*	*3.858*	*.689*	*1.260*	*1015*		
44.0	56.0	63	B	1	**HA06-R825B-AAD094A**	63.00	6.00	94.00	22.00	40.00	70	3.1	1.470
1.732	*2.205*					*2.480*	*.236*	*3.701*	*.866*	*1.575*	*1015*		
55.0	70.0	63	C	1	**HA06-R825C-AAE101A**	63.00	7.50	101.00	27.50	50.00	70	5.8	1.980
2.165	*2.756*					*2.480*	*.295*	*3.976*	*1.083*	*1.969*	*1015*		
69.0	87.0	63	C	1	**HA06-R825C-AAF059A**	63.00	9.00	78.00	34.50	63.00	70	5.8	1.690
2.717	*3.425*					*2.480*	*.354*	*3.071*	*1.358*	*2.480*	*1015*		
86.0	107.0	63	C	1	**HA06-R825C-AAG072A**	63.00	10.50	72.00	43.00	80.00	70	5.8	2.310
3.386	*4.213*					*2.480*	*.413*	*2.835*	*1.693*	*3.150*	*1015*		
106.0	137.0	100	C	1	**HA10-R825C-AAH087A**	100.00	15.50	87.00	53.00	100.00	70	5.8	5.160
4.173	*5.394*					*3.937*	*.610*	*3.425*	*2.087*	*3.937*	*1015*		
136.0	167.0	100	C	1	**HA10-R825C-AAI087A**	100.00	15.50	87.00	68.00	130.00	70	5.8	5.830
5.354	*6.575*					*3.937*	*.610*	*3.425*	*2.677*	*5.118*	*1015*		

ISO 13399 Q1

CNSC CXSC Q35

SANDVIK Coromant

Coromant Capto® a CoroBore® 825, cuerpo de herramienta de peso ligero

Suministro de refrigerante interior

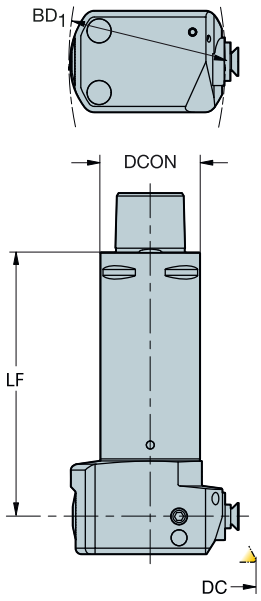

DCN	DCX	CZC_{MS}	CZC_{WS}	Código de pedido	Dimensiones, mm, pulg. DCON	LF	BD_1	CNSC	CP Bar/PSI	Kg
69.0	87.0	C5	C	**C5-R825C-LAF127**	50	127	63	1	70	1.420
2.717	*3.425*				*1.969*	*5.000*	*2.480*		*1015*	
86.0	107.0	C5	C	**C5-R825C-LAG133**	50	133	80	1	70	1.590
3.386	*4.213*				*1.969*	*5.236*	*3.150*		*1015*	
106.0	137.0	C6	C	**C6-R825C-LAH167**	63	167	100	1	70	2.940
4.173	*5.394*				*2.480*	*6.575*	*3.937*		*1015*	
136.0	167.0	C6	C	**C6-R825C-LAI167**	63	167	130	1	70	3.150
5.354	*6.575*				*2.480*	*6.575*	*5.118*		*1015*	
106.0	137.0	C8	C	**C8-R825C-LAH177**	80	177	100	1	70	3.820
4.173	*5.394*				*3.150*	*6.969*	*3.937*		*1015*	
136.0	167.0	C8	C	**C8-R825C-LAI177**	80	177	130	1	70	4.040
5.354	*6.575*				*3.150*	*6.969*	*5.118*		*1015*	

ISO 13399 Q1

CNSC CXSC Q35

Coromant Capto® a CoroBore® 825, cuerpo de herramienta antivibratorio

Suministro de refrigerante interior

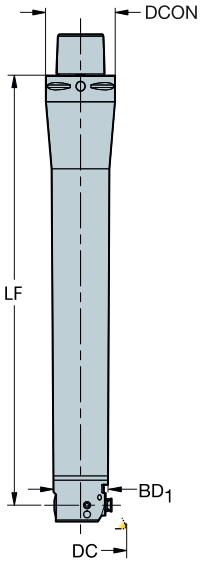

DCN	DCX	CZC_{MS}	CZC_{WS}	Código de pedido	Dimensiones, mm, pulg. DCON	LF	BD_1	CNSC	CP Bar/PSI	Kg
23.0	29.0	C3	A	C3-R825A-FAA181A	32	181	20	1	70	0.620
.906	*1.142*				*1.260*	*7.126*	*.787*		*1015*	
28.0	36.0	C3	A	C3-R825A-FAB208A	32	208	25	1	70	1.100
1.102	*1.417*				*1.260*	*8.189*	*.984*		*1015*	
35.0	45.0	C4	B	C4-R825B-FAC255A	40	255	32	1	70	2.200
1.378	*1.772*				*1.575*	*10.039*	*1.260*		*1015*	
44.0	56.0	C5	B	C5-R825B-FAD315A	50	315	40	1	70	4.100
1.732	*2.205*				*1.969*	*12.402*	*1.575*		*1015*	
55.0	70.0	C5	C	C5-R825C-FAE237A	50	237	50	1	70	3.900
2.165	*2.756*				*1.969*	*9.331*	*1.969*		*1015*	
55.0	70.0	C6	C	C6-R825C-FAE389A	63	389	50	1	70	7.000
2.165	*2.756*				*2.480*	*15.315*	*1.969*		*1015*	
69.0	87.0	C6	C	C6-R825C-FAF307A	63	307	63	1	70	8.000
2.717	*3.425*				*2.480*	*12.087*	*2.480*		*1015*	
86.0	107.0	C6	C	C6-R825C-FAG307A	63	307	80	1	70	7.400
3.386	*4.213*				*2.480*	*12.087*	*3.150*		*1015*	
106.0	137.0	C6	C	C6-R825C-FAH307A	63	307	100	1	70	7.700
4.173	*5.394*				*2.480*	*12.087*	*3.937*		*1015*	
136.0	167.0	C6	C	C6-R825C-FAI307A	63	307	130	1	70	7.900
5.354	*6.575*				*2.480*	*12.087*	*5.118*		*1015*	
69.0	87.0	C8	C	C8-R825C-FAF499A	80	499	63	1	70	14.500
2.717	*3.425*				*3.150*	*19.646*	*2.480*		*1015*	
86.0	107.0	C8	C	C8-R825C-FAG377A	80	377	80	1	70	14.600
3.386	*4.213*				*3.150*	*14.843*	*3.150*		*1015*	
106.0	137.0	C8	C	C8-R825C-FAH377A	80	377	100	1	70	15.000
4.173	*5.394*				*3.150*	*14.843*	*3.937*		*1015*	
136.0	167.0	C8	C	C8-R825C-FAI377A	80	377	130	1	70	15.600
5.354	*6.575*				*3.150*	*14.843*	*5.118*		*1015*	

ISO 13399 Q1

CNSC CXSC Q35

SANDVIK Coromant

Coromant Capto® a CoroBore® XL, cuerpo de herramienta

Suministro de refrigerante interior



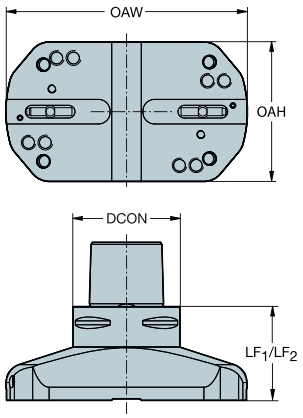

DCN	DCX	CZC_{MS}	CZC_{WS}	CNSC	Código de pedido	Dimensiones, mm, pulg. DCON	LF	WF	OAW	CP Bar/PSI	Nm	Kg
148.0	200.0	C6	S17F	1	**C6-R825XLS17-AJ 058**	63.00	58.00	36.85	130.00	70	60.0	1.620
5.827	*7.874*					*2.480*	*2.283*	*1.451*	*5.118*	*1015*		
198.0	250.0	C6	S17F	1	**C6-R825XLS17-AK 058**	63.00	58.00	61.85	180.00	70	60.0	1.980
7.795	*9.843*					*2.480*	*2.283*	*2.435*	*7.087*	*1015*		
248.0	300.0	C6	S17F	1	**C6-R825XLS17-AL 058**	63.00	58.00	86.85	230.00	70	60.0	2.320
9.764	*11.811*					*2.480*	*2.283*	*3.419*	*9.055*	*1015*		
148.0	200.0	C8	S17FR	1	**C8-R822XLS17-AJ 070**	80.00	70.00		130.00	70		4.570
5.827	*7.874*					*3.150*	*2.756*		*5.118*	*1015*		
198.0	250.0	C8	S17FR	1	**C8-R822XLS17-AK 070**	80.00	70.00		180.00	70		5.800
7.795	*9.843*					*3.150*	*2.756*		*7.087*	*1015*		
248.0	300.0	C8	S17FR	1	**C8-R822XLS17-AL 070**	80.00	70.00		230.00	70		7.000
9.764	*11.811*					*3.150*	*2.756*		*9.055*	*1015*		
148.0	200.0	C10	S17FR	1	**C10-R822XLS17-AJ 076**	100.00	76.00		130.00	70		6.480
5.827	*7.874*					*3.937*	*2.992*		*5.118*	*1015*		
198.0	250.0	C10	S17FR	1	**C10-R822XLS17-AK 076**	100.00	76.00		180.00	70		7.740
7.795	*9.843*					*3.937*	*2.992*		*7.087*	*1015*		
248.0	300.0	C10	S17FR	1	**C10-R822XLS17-AL 076**	100.00	76.00		230.00	70		9.050
9.764	*11.811*					*3.937*	*2.992*		*9.055*	*1015*		

ISO 13399 Q1

CNSC CXSC Q35

Coromant Capto® a CoroBore® XL, cuerpo de herramienta de peso ligero

Suministro de refrigerante interior



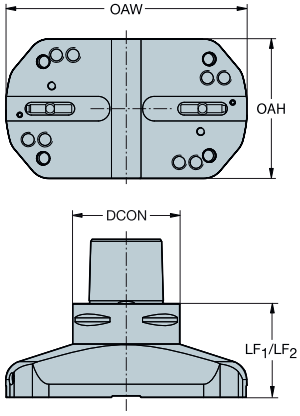

DCN	DCX	CZC_{MS}	CZC_{WS}	CNSC	**Código de pedido**	Dimensiones, mm, pulg. DCON	LF	WF	OAW	CP Bar/PSI	Nm	Kg
148.0	200.0	C8	S17F	1	**C8-R825XLS17-LJ 170**	80.00	170.00	36.85	130.00	70	60.0	4.410
5.827	*7.874*					*3.150*	*6.693*	*1.451*	*5.118*	*1015*		
198.0	250.0	C8	S17F	1	**C8-R825XLS17-LK 170**	80.00	170.00	61.85	180.00	70	60.0	4.780
7.795	*9.843*					*3.150*	*6.693*	*2.435*	*7.087*	*1015*		
248.0	300.0	C8	S17F	1	**C8-R825XLS17-LL 170**	80.00	170.00	86.85	230.00	70	60.0	5.140
9.764	*11.811*					*3.150*	*6.693*	*3.419*	*9.055*	*1015*		

ISO 13399 Q1

CNSC CXSC Q35

SANDVIK Coromant

Coromant Capto® a CoroBore® XL, cuerpo de herramienta antivibratorio

Suministro de refrigerante interior

Adaptador

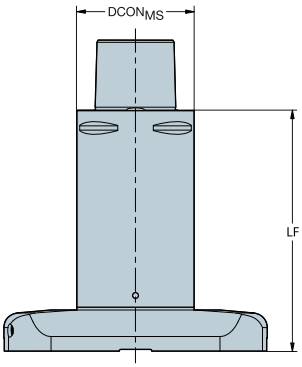

DCN	DCX	CZC_{MS}	CZC_{WS}	CNSC	Código de pedido	Dimensiones, mm, pulg. DCON	LF	WF	BD_1	CP Bar/PSI	Nm	Kg
148.0	200.0	C8	S17F	1	**C8-R825XLS17-FJ340**	80.00	340.00	36.85	130.00	70	60.0	12.300
5.827	*7.874*					*3.150*	*13.386*	*1.451*	*5.118*	*1015*		
198.0	250.0	C8	S17F	1	**C8-R825XLS17-FK340**	80.00	340.00	61.85	180.00	70	60.0	12.600
7.795	*9.843*					*3.150*	*13.386*	*2.435*	*7.087*	*1015*		
248.0	300.0	C8	S17F	1	**C8-R825XLS17-FL340**	80.00	340.00	86.85	230.00	70	60.0	13.000
9.764	*11.811*					*3.150*	*13.386*	*3.419*	*9.055*	*1015*		

ISO 13399 Q1

CNSC CXSC Q35

Eje a CoroBore® XL, cuerpo de herramienta de peso ligero

Suministro de refrigerante interior



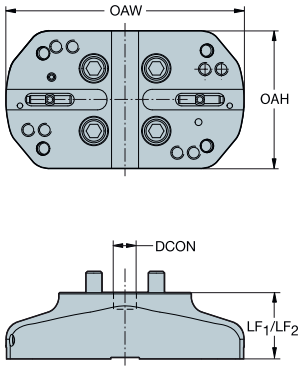

DCN	DCX	CZC_{MS}	CZC_{WS}	CNSC	Código de pedido	Dimensiones, mm, pulg. DCON	LF_1	LF_2	OAH	OAW	CP Bar/PSI	Kg
148.0	200.0	40S	S17FR	1	**A40-R822XLS17-LJ 050**	40.00	50.00	50.00	104.00	130.00	70	1.460
5.827	*7.874*					*1.575*	*1.969*	*1.969*	*4.094*	*5.118*	*1015*	
198.0	250.0	40S	S17FR	1	**A40-R822XLS17-LK 050**	40.00	50.00	50.00	104.00	180.00	70	1.990
7.795	*9.843*					*1.575*	*1.969*	*1.969*	*4.094*	*7.087*	*1015*	
248.0	300.0	40S	S17FR	1	**A40-R822XLS17-LL 050**	40.00	50.00	50.00	104.00	230.00	70	2.470
9.764	*11.811*					*1.575*	*1.969*	*1.969*	*4.094*	*9.055*	*1015*	

ISO 13399 Q1

CNSC CXSC Q35

SANDVIK Coromant

Eje a CoroBore® XL, puente

Suministro de refrigerante interior



A40-NXLA35

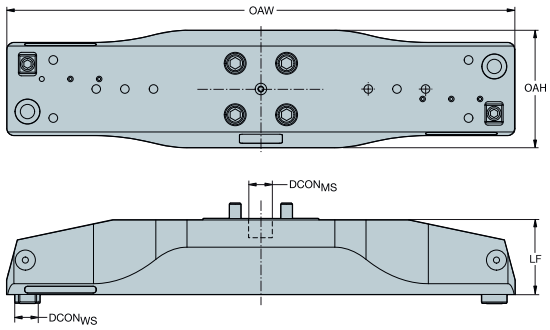

A40-RXLS24

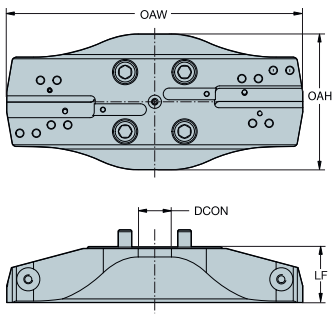

DCN	DCX	CZC_{MS}	CZC_{WS}	CNSC	Código de pedido	Dimensiones, mm, pulg. DCON	LF	WF	OAH	OAW	CP Bar/PSI	Kg
298.0	380.0	40X	S24	1	**A40-RXLS24-AM2 062**	40.00	62.00	103.25	164.00	278.00	70	5.330
11.732	*14.961*					*1.575*	*2.441*	*4.065*	*6.457*	*10.945*	*1015*	
378.0	460.0	40X	S24	1	**A40-RXLS24-AN2 067**	40.00	67.00	143.25	164.00	358.00	70	7.090
14.882	*18.110*					*1.575*	*2.638*	*5.640*	*6.457*	*14.095*	*1015*	
458.0	540.0	40X	S24	1	**A40-RXLS24-AO2 072**	40.00	72.00	183.25	164.00	438.00	70	9.020
18.032	*21.260*					*1.575*	*2.835*	*7.215*	*6.457*	*17.244*	*1015*	

DCN	DCX	CZC_{MS}	CZC_{WS}	CNSC	Código de pedido	Dimensiones, mm, pulg. $DCON_{MS}$	$DCON_{WS}$	LF	WF	OAH	OAW	CP Bar/PSI	Kg
538.0	780.0	40X	A35	1	**A40-NXLA35-AP2 086**	40.00	35.00	86.00	206.00	164.00	470.00	70	14.770
21.181	*30.709*					*1.575*	*1.378*	*3.386*	*8.110*	*6.457*	*18.504*	*1015*	
778.0	1020.0	40X	A35	1	**A40-NXLA35-AQ2 106**	40.00	35.00	106.00	326.00	164.00	710.00	70	25.960
30.630	*40.158*					*1.575*	*1.378*	*4.173*	*12.835*	*6.457*	*27.953*	*1015*	
1018.0	1260.0	40X	A35	1	**A40-NXLA35-AR2 106**	40.00	35.00	106.00	446.00	164.00	950.00	70	33.390
40.079	*49.606*					*1.575*	*1.378*	*4.173*	*17.559*	*6.457*	*37.402*	*1015*	

ISO 13399 Q1

CNSC CXSC Q35

CoroBore® XL, extensión de puente

Suministro de refrigerante interior



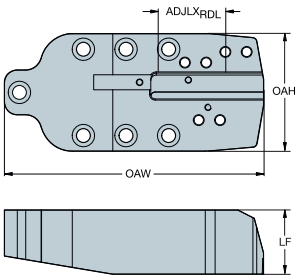

CZC$_{MS}$	CZC$_{WS}$	CNSC	**Código de pedido**	Dimensiones, mm, pulg. DCON	ADJLX$_{AXL}$	ADJLX$_{RDL}$	LF	WF	OAH	OAW	CP Bar/PSI	Kg
A35	S24	4	**A35-RXLS24-A 060**	35.00	20.00	80.00	60.00	17.25	110.00	243.00	70	3.350
				1.378	*.787*	*3.150*	*2.362*	*.679*	*4.331*	*9.567*	*1015*	

ISO 13399 Q1

CNSC CXSC Q35

Corredera para CoroBore® XL

Suministro de refrigerante interior

Corredera

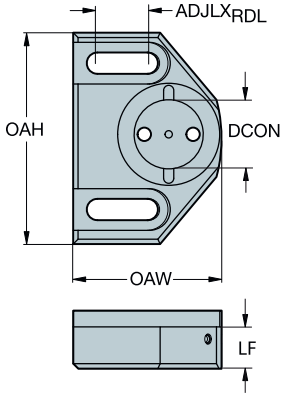

				Dimensiones, mm, pulg.							
CZC_{MS}	CZC_{WS}	CNSC	**Código de pedido**	DCON	ADJLX$_{RDL}$	LF	WF	OAH	OAW	CP Bar/PSI	Kg
S17F	A34	4	**S17-R825XLA34-020**	34.00	26.00	20.00	9.00	104.00	72.00	70	0.290
				1.339	*1.024*	*.787*	*.354*	*4.094*	*2.835*	*1015*	



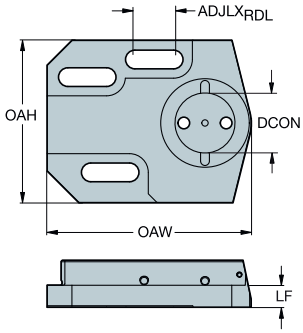

				Dimensiones, mm, pulg.							
CZC_{MS}	CZC_{WS}	CNSC	**Código de pedido**	DCON	ADJLX$_{RDL}$	LF	WF	OAH	OAW	CP Bar/PSI	Kg
S24	A34	4	**S24-R825XLA34-012**	34.00	22.00	12.00	17.75	92.00	115.55	70	1.020
				1.339	*.866*	*.472*	*.699*	*3.622*	*4.549*	*1015*	

ISO 13399 Q1

CNSC CXSC Q35

Cabeza de mandrinado de precisión CoroBore® 825

Suministro de refrigerante interior



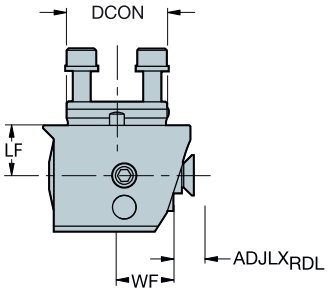

				Dimensiones, mm, pulg.					
CZC$_{MS}$	CZC$_{WS}$	CNSC	**Código de pedido**	DCON	ADJLX$_{RDL}$	LF	WF	CP Bar/PSI	Kg
A34	C	1	**A34-R825C-E 017 A**	34.00	7.50	17.00	17.50	70	0.530
				1.339	*.295*	*.669*	*.689*	*1015*	

Cabeza de mandrinado de precisión CoroBore® 826

Suministro de refrigerante interior



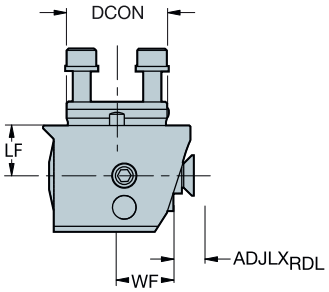

				Dimensiones, mm, pulg.					
CZC$_{MS}$	CZC$_{WS}$	CNSC	**Código de pedido**	DCON	ADJLX$_{RDL}$	LF	WF	CP Bar/PSI	Kg
A34	C	1	**A34-R826C-E 017**	34.00	0.50	17.00	17.50	70	0.530
				1.339	*.020*	*.669*	*.689*	*1015*	

ISO 13399 Q1

CNSC CXSC Q35

Cartucho para CoroBore® 825/826

KAPR 92°



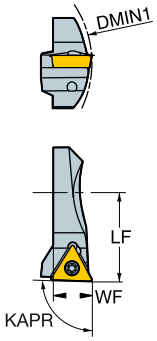

DMIN$_1$		IC	CZC$_{MS}$	CNSC	Código de pedido	Dimensiones, mm, pulg. LF	WF	Nm	Kg	MIID
19.0	06	5/32	A	0	**R825A-AF11STUC06T1A**	11.00	5.00	0.6	0.020	TCMT 06 T1 02
.748						*.433*	*.197*			*TCMT 1.2(1.2)0*
19.0	06	5/32	A	0	**R825A-AF11STUP06T1A**	11.00	5.00	0.6	0.020	TPMT 06 T1 02
.748						*.433*	*.197*			*TPMT 1.2(1.2)0*
35.0	09	7/32	B	0	**R825B-AF17STUC0902A**	17.00	7.00	0.9	0.020	TCMT 09 02 04
1.378						*.669*	*.276*			*TCMT 1.8(1.5)1*
35.0	09	7/32	B	0	**R825B-AF17STUP0902A**	17.00	7.00	0.9	0.020	TPMT 09 02 04
1.378						*.669*	*.276*			*TPMT 1.8(1.5)1*
55.0	11	1/4	C	0	**R825C-AF23STUC1102A**	23.00	10.00	0.9	0.039	TCMT 11 02 04
2.165						*.906*	*.394*			*TCMT 2(1.5)1*
55.0	11	1/4	C	0	**R825C-AF23STUC1103A**	23.00	10.00	0.9	0.039	TCMT 11 03 04
2.165						*.906*	*.394*			*TCMT 221*
55.0	11	1/4	C	0	**R825C-AF23STUP1103A**	23.00	10.00	0.9	0.038	TPMT 11 03 04
2.165						*.906*	*.394*			*TPMT 221*

KAPR 95°



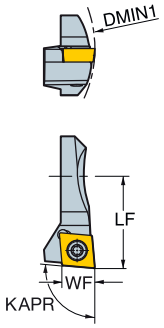

DMIN$_1$		IC	CZC$_{MS}$	CNSC	Código de pedido	Dimensiones, mm, pulg. LF	WF	Nm	Kg	MIID
55.0	09	3/8	C	0	**R825C-AF27SCLC09T3**	27.00	10.00	3.0	0.040	CCMT 09 T3 04
2.165						*1.063*	*.394*			*CCMT 3(2.5)1*

ISO 13399 Q1

CNSC CXSC Q35

Contrapeso para CoroBore® XL

Mandrinado de precisión



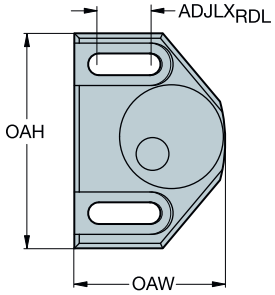

CZC$_{MS}$	CNSC	Código de pedido	Dimensiones, mm, pulg. ADJLX$_{RDL}$	OAH	OAW	Kg
S17F	0	**S17-825XL-CW**	26.00	104.00	115.45	0.860
			1.024	*4.094*	*4.545*	



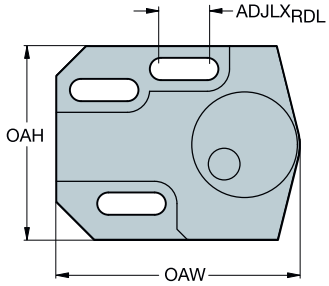

CZC$_{MS}$	CNSC	Código de pedido	Dimensiones, mm, pulg. ADJLX$_{RDL}$	OAH	OAW	Kg
S24	0	**S24-825XL-CW**	22.00	92.00	32.62	1.560
			.866	*3.622*	*1.284*	

ISO 13399 Q1

CNSC CXSC Q35

SANDVIK Coromant

Coromant Capto® a CoroTurn SL, adaptador ajustable

Coromant Capto® - Suministro de refrigerante interior
Ajuste de precisión CoroBore® 825



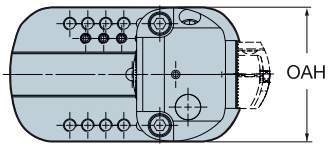

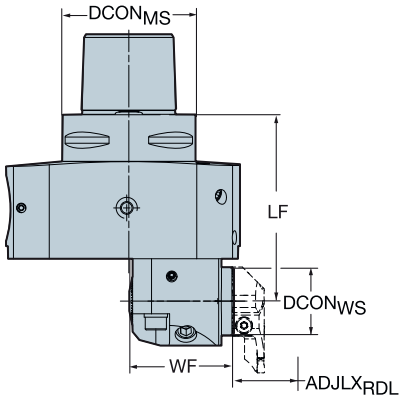

CZC$_{MS}$	CZC$_{WS}$	CNSC	Código de pedido	Dimensiones, mm, pulg. DCON$_{MS}$	DCON$_{WS}$	ADJLX$_{RDL}$	LF	WF	OAH	CP Bar/PSI	Kg
C6	32	1	**825-150SL32-C6**	63.00	32.00	51.50	88.00	32.05	63.40	20	3.900
				2.480	*1.260*	*2.028*	*3.465*	*1.262*	*2.496*	*290*	
C8	32	1	**825-150SL32-C8**	80.00	32.00	51.50	96.00	32.05	80.40	20	4.800
				3.150	*1.260*	*2.028*	*3.780*	*1.262*	*3.165*	*290*	

La gama de diámetros de la lama y de la herramienta deben ajustarse al requisito del componente. Para más información sobre lamas, ver el Catálogo de herramientas para torneado.

O5 Q1 Q35 Q28

Coromant Capto® a CoroTurn SL, adaptador ajustable

Coromant Capto® - Suministro de refrigerante interior



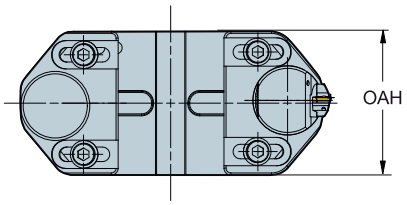

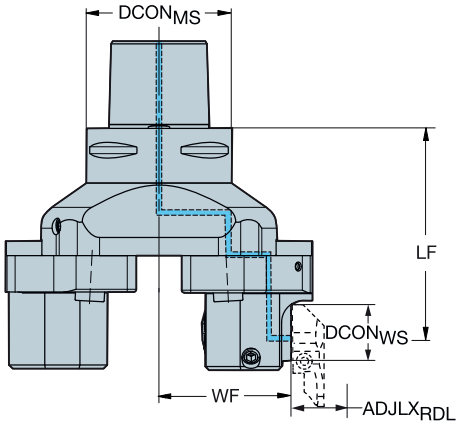

CZC$_{MS}$	CZC$_{WS}$	CNSC	Código de pedido	Dimensiones, mm, pulg. DCON$_{MS}$	DCON$_{WS}$	ADJLX$_{RDL}$	LF	WF	OAH	CP Bar/PSI	Kg
C8	32	1	**825-215SL32-C8**	80.00	32.00	33.50	112.00	56.00	104.00	20	6.760
				3.150	*1.260*	*1.319*	*4.409*	*2.205*	*4.094*	*290*	
C8	32	1	**825-265SL32-C8**	80.00	32.00	33.50	112.00	81.00	104.00	20	7.990
				3.150	*1.260*	*1.319*	*4.409*	*3.189*	*4.094*	*290*	
C8	32	1	**825-315SL32-C8**	80.00	32.00	33.50	112.00	106.00	104.00	20	9.190
				3.150	*1.260*	*1.319*	*4.409*	*4.173*	*4.094*	*290*	
C10	32	1	**825-215SL32-C10**	100.00	32.00	33.50	118.00	56.00	104.00	20	8.670
				3.937	*1.260*	*1.319*	*4.646*	*2.205*	*4.094*	*290*	
C10	32	1	**825-265SL32-C10**	100.00	32.00	33.50	118.00	81.00	104.00	20	9.930
				3.937	*1.260*	*1.319*	*4.646*	*3.189*	*4.094*	*290*	
C10	32	1	**825-315SL32-C10**	100.00	32.00	33.50	118.00	106.00	104.00	20	11.240
				3.937	*1.260*	*1.319*	*4.646*	*4.173*	*4.094*	*290*	

O5 Q1 Q35 Q28

Eje a CoroTurn SL, adaptador ajustable

Eje - Suministro de refrigerante interior



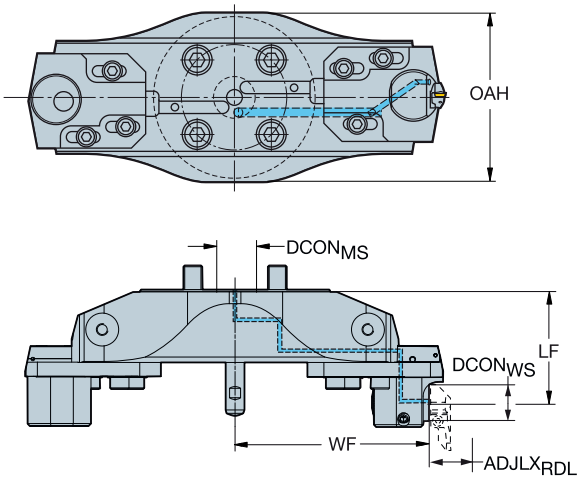

CZC$_{MS}$	CZC$_{WS}$	CNSC	Código de pedido	Dimensiones, mm, pulg. DCON$_{MS}$	DCON$_{WS}$	ADJLX$_{RDL}$	LF	WF	OAH	CP Bar/PSI	Kg
40X	32	1	**825-395SL32**	40.00	32.00	48.50	96.00	131.00	164.00	20	8.980
				1.575	*1.260*	*1.909*	*3.780*	*5.157*	*6.457*	*290*	
40X	32	1	**825-475SL32**	40.00	32.00	48.50	101.00	171.00	164.00	20	10.740
				1.575	*1.260*	*1.909*	*3.976*	*6.732*	*6.457*	*290*	
40X	32	1	**825-555SL32**	40.00	32.00	48.50	106.00	211.00	104.00	20	12.670
				1.575	*1.260*	*1.909*	*4.173*	*8.307*	*4.094*	*290*	

M139 Q1 Q35 Q28

Eje a CoroTurn SL, adaptador ajustable

Eje con extensión de puente - Suministro de refrigerante interior



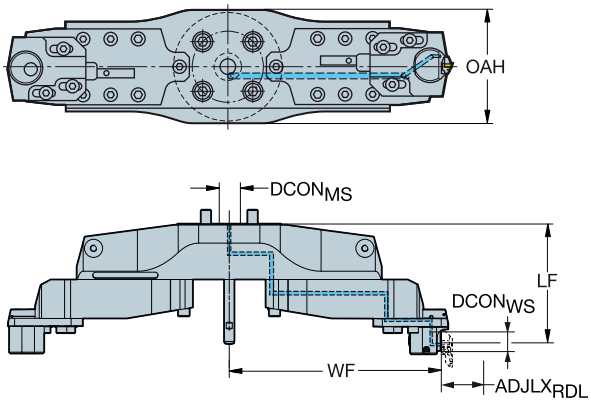

CZC$_{MS}$	CZC$_{WS}$	CNSC	Código de pedido	Dimensiones, mm, pulg. DCON$_{MS}$	DCON$_{WS}$	ADJLX$_{RDL}$	LF	WF	OAH	CP Bar/PSI	Kg
40X	32	1	**825-1035SL32**	40.00	32.00	128.50	200.00	371.00	164.00	20	36.310
				1.575	*1.260*	*5.059*	*7.874*	*14.606*	*6.457*	*290*	
40X	32	1	**825-1275SL32**	40.00	32.00	128.50	200.00	491.00	164.00	20	43.740
				1.575	*1.260*	*5.059*	*7.874*	*19.331*	*6.457*	*290*	
40X	32	1	**825-795SL32**	40.00	32.00	128.50	180.00	251.00	164.00	20	25.120
				1.575	*1.260*	*5.059*	*7.087*	*9.882*	*6.457*	*290*	

M139 Q1 Q35 Q28

Unidad de mandrinado de precisión

Unidad y cartucho



KAPR 90° 90°
DSGN 2 1

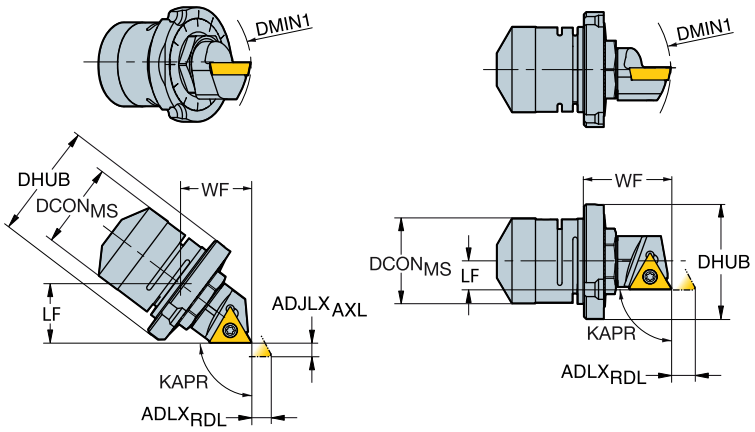

DMIN1		IC	CZCMS	CNSC	DSGN	Código de pedido	Dimensiones, mm, pulg. DCON	ADJLXRDL	LF	WF	Nm	Kg	MIID
24.8	06	1/4	1	0	2	**L148C-31-0602**	16.00	2.00	8.40	11.20	0.6	0.550	CCMT 06 02 00 RE=0
.976							*.630*	*.079*	*.331*	*.441*			*CCMT 2(1.5)0 RE=0*
24.8	06	5/32	1	0	2	**L148C-31-06T1**	16.00	2.00	8.30	11.10	0.6	0.054	TCMT 06 T1 00 RE=0
.976							*.630*	*.079*	*.327*	*.437*			*TCMT 1.2(1.2)0 RE=0*
27.0	06	1/4	1	0	1	**R/L148C-11-0602**	16.00	2.50	5.10	12.90	0.6	0.060	CCMT 06 02 00 RE=0
1.063							*.630*	*.098*	*.201*	*.508*			*CCMT 2(1.5)0 RE=0*
36.5	09	7/32	2	0	1	**R/L148C-12-0902**	20.00	3.50	6.30	18.30	0.8	0.054	TCMT 09 02 00 RE=0
1.437							*.787*	*.138*	*.248*	*.720*			*TCMT 1.8(1.5)0 RE=0*
32.5	09	7/32	2	0	2	**R/L148C-32-0902**	20.00	2.80	11.50	15.30	0.6	0.060	TCMT 09 02 00 RE=0
1.280							*.787*	*.110*	*.453*	*.602*			*TCMT 1.8(1.5)0 RE=0*
48.5	11	1/4	3	0	1	**R/L148C-13-11 03**	22.00	6.00	7.20	22.10	0.9	0.093	TCMT 11 03 04
1.909							*.866*	*.236*	*.283*	*.870*			*TCMT 221*
48.5	11	1/4	3	0	1	**R/L148C-13-1102**	22.00	6.00	7.20	22.10	0.9	0.093	TCMT 11 02 00 RE=0
1.909							*.866*	*.236*	*.283*	*.870*			*TCMT 2(1.5)0 RE=0*
42.0	11	1/4	3	0	2	**R/L148C-33-11 03**	22.00	4.80	14.10	18.70	0.8	0.095	TCMT 11 03 04
1.654							*.866*	*.189*	*.555*	*.736*			*TCMT 221*
42.0	11	1/4	3	0	2	**R/L148C-33-1102**	22.00	4.80	13.80	18.40	0.9	0.040	TCMT 11 02 00 RE=0
1.654							*.866*	*.189*	*.543*	*.724*			*TCMT 2(1.5)0 RE=0*
69.0	16	3/8	4	0	1	**R/L148C-14-16T3**	32.00	10.00	10.30	32.00	3.0	0.355	TCMT 16 T3 00 RE=0
2.717							*1.260*	*.394*	*.406*	*1.260*			*TCMT 3(2.5)0 RE=0*
60.0	16	3/8	4	0	2	**R/L148C-34-16T3**	32.00	8.00	20.00	26.70	0.9	0.474	TCMT 16 T3 00 RE=0
2.362							*1.260*	*.315*	*.787*	*1.051*			*TCMT 3(2.5)0 RE=0*

ISO 13399 Q1

CNSC CXSC Q35

Cartucho para unidades de mandrinado de precisión



KAPR	90°	90°
DSGN	2	1

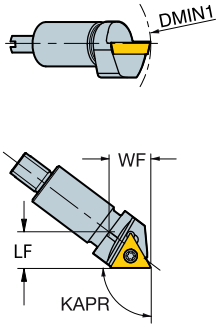

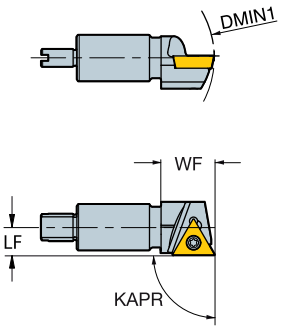

DMIN$_1$		IC	CZC$_{MS}$	CNSC	DSGN	Código de pedido	Dimensiones, mm, pulg. LF	WF	Nm	Kg	MIID
24.8	06	5/32	31	0	2	**L148D-31-06T1**	5.12	6.82	0.6	0.010	TCMT 06 T1 00 RE=0
.976							*.201*	*.269*			*TCMT 1.2(1.2)0 RE=0*
27.0	06	1/4	11	0	1	**R/L148D-11-0602**	5.10	7.85	0.6	0.020	CCMT 06 02 00 RE=0
1.063							*.201*	*.309*			*CCMT 2(1.5)0 RE=0*
24.8	06	1/4	31	0	2	**R/L148D-31-0602**	5.20	6.94	0.6	0.010	CCMT 06 02 00 RE=0
.976							*.205*	*.273*			*CCMT 2(1.5)0 RE=0*
36.5	09	7/32	12	0	1	**R/L148D-12-0902**	6.30	11.24	0.8	0.020	TCMT 09 02 00 RE=0
1.437							*.248*	*.443*			*TCMT 1.8(1.5)0 RE=0*
32.5	09	7/32	32	0	2	**R/L148D-32-0902**	7.10	9.47	0.8	0.021	TCMT 09 02 00 RE=0
1.280							*.280*	*.373*			*TCMT 1.8(1.5)0 RE=0*
48.5	11	1/4	13	0	1	**L148D-13-11 03**	7.20	13.30	0.9	0.030	TCMT 11 03 04
1.909							*.283*	*.524*			*TCMT 221*
48.5	11	1/4	13	0	1	**L148D-13-1102**	7.20	13.30	0.9	0.030	TCMT 11 02 00 RE=0
1.909							*.283*	*.524*			*TCMT 2(1.5)0 RE=0*
42.0	11	1/4	33	0	2	**L148D-33-11 03**	8.42	11.23	0.9	0.030	TCMT 11 03 04
1.654							*.332*	*.442*			*TCMT 221*
42.0	11	1/4	33	0	2	**R/L148D-33-1102**	8.42	11.23	0.9	0.030	TCMT 11 02 00 RE=0
1.654							*.332*	*.442*			*TCMT 2(1.5)0 RE=0*
60.0	16	3/8	34	0	2	**R/L148D-34-16T3**	13.46	17.95	3.0	0.116	TCMT 16 T3 00 RE=0
2.362							*.530*	*.707*			*TCMT 3(2.5)0 RE=0*

ISO 13399 Q1

CNSC CXSC Q35

Coromant Capto® a CoroBore® XL, adaptador

Suministro de refrigerante interior



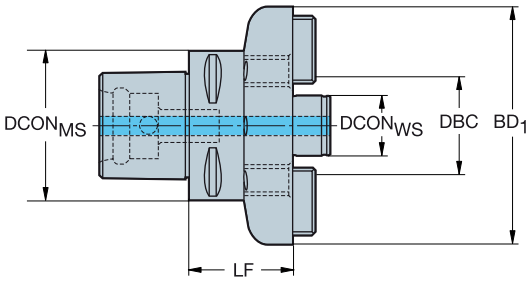

					Dimensiones, mm, pulg.							
CZC_{MS}	CZC_{WS}	CNSC	CXSC	**Código de pedido**	$DCON_{MS}$	DBC	$DCON_{WS}$	LF	LB_1	BD_1	CP Bar/PSI	Kg
C8	40X	1	1	**C8-391.XL-40 065**	80	101.6	40.0	65.0	65.0	160.0	80	6.63
					3.150	*4.000*	*1.575*	*2.559*	*2.559*	*6.299*	*1160*	
C10	40X	1	1	**C10-391.XL-40 070**	100	101.6	40.0	70.0	70.0	160.0	80	8.20
					3.937	*4.000*	*1.575*	*2.756*	*2.756*	*6.299*	*1160*	

O5

ISO 13399 Q1

CNSC CXSC Q35

HSK a CoroBore® XL, adaptador

Suministro de refrigerante interior

DSGN 1



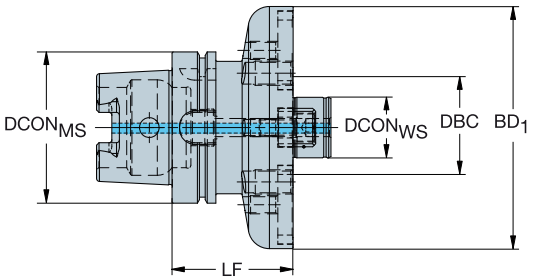

CZC$_{MS}$	CZC$_{WS}$	CNSC	CXSC	DSGN	Código de pedido	Dimensiones, mm, pulg. DCON$_{MS}$	DBC	DCON$_{WS}$	LF	LB$_1$	BD$_1$	CP Bar/PSI	Kg
100	40X	1	1	1	**392.410XL-10040 080**	100	101.6	40.0	80.0	80.0	160.0	20	7.61
						3.937	*4.000*	*1.575*	*3.150*	*3.150*	*6.299*	*290*	
125	40X	1	1	1	**392.410XL-12540 080**	125	101.6	40.0	80.0	80.0	160.0	20	9.97
						4.921	*4.000*	*1.575*	*3.150*	*3.150*	*6.299*	*290*	

ISO 13399 Q1

CNSC CXSC Q35

ISO 7388-1 a CoroBore® XL, adaptador

Suministro de refrigerante interior

DSGN 1

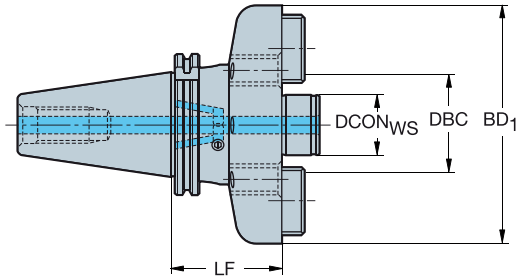

ISO7388.1/MAS-BT 403

CZC_{MS}	CZC_{WS}	CNSC	CXSC	DSGN	Código de pedido	Dimensiones, mm, pulg. DBC	$DCON_{WS}$	LF	LB_1	BD_1	CP Bar/PSI	Kg
50	40X	7	1	1	**392.644XL-5040 075**	101.6	40.0	75.0	75.0	160.0	20	8.46
						4.000	*1.575*	*2.953*	*2.953*	*6.299*	*290*	
	40X	7	1	1	**392.646XL-5040 080**	101.6	40.0	80.0	80.0	160.0	20	8.46
						4.000	*1.575*	*3.150*	*3.150*	*6.299*	*290*	

Todos los soportes integrales CoroBore XL tienen rectificada la parte posterior de la pestaña y las roscas para poder montar una placa de apoyo, con el fin de aumentar la estabilidad en caso necesario. La placa de apoyo debe pedirse por separado y debe rectificarse para adecuarse a la máquina y al soporte específicos. Consulte la accesorios en la página P35.

ISO 13399 Q1

CNSC CXSC Q35

CAT-V a CoroBore® XL, adaptador

Suministro de refrigerante interior

DSGN 1



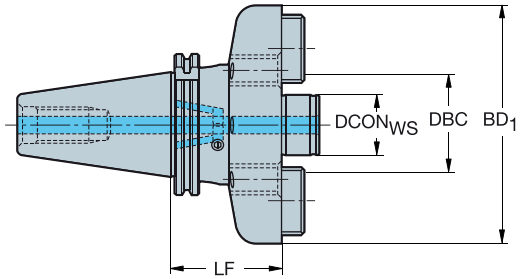

Brida CAT V

CZC$_{MS}$	CZC$_{WS}$	CNSC	CXSC	DSGN	Código de pedido	Dimensiones, mm, pulg. DBC	DCON$_{WS}$	LF	LB$_1$	BD$_1$	CP Bar/PSI	Kg
50	40X	7	1	1	**A392.645XL-5040 075**	101.6	40.0	75.0	75.0	160.0	20	3.38
						4.000	*1.575*	*2.953*	*2.953*	*6.299*	*290*	

Todos los soportes integrales CoroBore XL tienen rectificada la parte posterior de la pestaña y las roscas para poder montar una placa de apoyo, con el fin de aumentar la estabilidad en caso necesario. La placa de apoyo debe pedirse por separado y debe rectificarse para adecuarse a la máquina y al soporte específicos. Consulte la accesorios en la página P35.

ISO 13399 Q1

CNSC CXSC Q35

Adaptador de centraje

Suministro de refrigerante interior



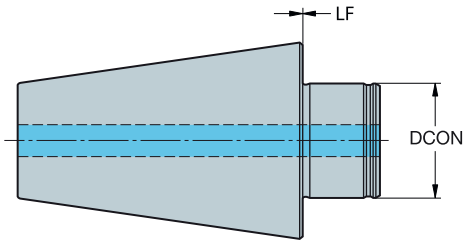

ISO7388.1/MAS-BT 403

CZC_{MS}	CZC_{WS}	CNSC	CXSC	Código de pedido	Dimensiones, mm, pulg. LF	CP Bar/PSI	Kg
50	40 plug	1	1	**392.647XL-5040**	0.0 .000	20 290	8.93

Brida CAT V

CZC_{MS}	CZC_{WS}	CNSC	CXSC	Código de pedido	Dimensiones, mm, pulg. LF	CP Bar/PSI	Kg
50	40 plug	1	1	**A392.647XL-5040**	0.0 .000	20 290	8.17

ISO 13399 Q1

CNSC CXSC Q35

Par de apriete

- Asegúrese siempre de que las marcas están alineadas
- Utilice el dispositivo de montaje
- Utilice siempre una llave dinamométrica y aplique el par recomendado a los tornillos de las plaquitas y al conjunto de la herramienta
- Compruebe el eje de la máquina, la excentricidad, el desgaste y la fuerza de sujeción
- Sustituya los tornillos, las arandelas y los muelles acopados desgastados o dañados



Herramientas antivibratorias

- Herramientas antivibratorias; no aplique nunca la sujeción directamente sobre el cuerpo del adaptador

Limpieza

- Limpie todos los elementos de montaje antes de proceder al montaje
- Compruebe regularmente que las plaquitas y los alojamientos están limpios y en buen estado
- Lubrique todos los elementos de montaje con aceite al menos una vez al año
- Limpie y lubrique con aceite las cabezas de mandrinado de precisión (825, 826) y la cabeza de ranurado frontal (825SL):
  Uso continuo: una vez al mes
  Mínimo: una vez al año

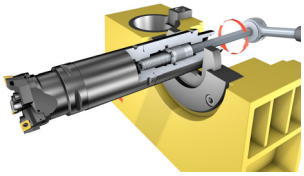

Tipo de aceite: aceite para máquinas ligero sin ácidos

- Aceite Mobil Vectra n.º 2
- BP Energol HLP-D32
- Klueber Isoflex PDP 94
- Utilice Molycote para los tornillos

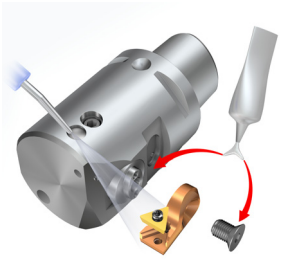

Par de apriete

Coromant Capto®

Tamaño Coromant Capto®	Nm	Ft/lbs
C3	40-50	30-37
C4	50-60	37-44
C5	90-100	67-74
C6-C8	160-180	118-133
C10	380	283

Acoplamiento EH

Tamaño	Nm	Ft/lbs
16	30	22
20	50	37
25	65	48

Tornillo de plaquita

Plaquita	Nm	Ft/lbs
TC05 / TC06 / TP06	0.6	0.4
TC09 / TP09	0.8	0.6
TC1103 / TP1103 / CC06	0.9	0.7
CC09 / CC12 / SC09 / SC12	3	2.2
TC16 / TC22 / 880-09..P..	3	2.2
CN12 / SN12	3.9	2.9
CN16 / SN15 / RC16	6.4	4.7

CoroBore® 820

Diámetro				Corredera	
mm	pulg.	ISO	ANSI	Nm	Ft/lbs
35-45	1.378-1.772	CC06	CC2(1.5)	4.8	3.5
44-56	1.732-2.205	CC06	CC2(1.5)	9.0	6.6
55-87	2.165-3.425	CC09	CC3(2.5)	16.0	11.8
		SC09	SC3(2.5)		
86-107	3.386-4.213	CC12	CC43	38.0	28.0
		SC12	CC43		
106-167	4.173-6.575	CC12	CC43	75.0	55.3
		SC12	CC43		
		CN12	CN43		
		SN12	SN43		
166-191	6.535-7.520	CC12	CC43	75.0	55.3
		SC12	CC43		
166-191	6.535-7.520	CN16	CN54	120.0	88.5
		SN15	SN54		
189-214	7.441-8.425	CC12	CC43	75.0	55.3
		SC12	CC43		
189-214	7.441-8.425	CN16	CN54	120.0	88.5
		SN15	SN54		
212-237	8.346-9.331	CC12	CC43	75.0	55.3
		SC12	CC43		
212-237	8.346-9.331	CN16	CN54	120.0	88.5
		SN15	SN54		
235-260	9.252-10.236	CC12	CC43	75.0	55.3
		SC12	CC43		
235-260	9.252-10.236	CN16	CN54	120.0	88.5
		SN15	SN54		
258-283	10.157-11.142	CC12	CC43	75.0	55.3
		SC12	CC43		
258-283	10.157-11.142	CN16	CN54	120.0	88.5
		SN15	SN54		
281-306	11.063-12.047	CC12	CC43	75.0	55.3
		SC12	CC43		
281-306	11.063-12.047	CN16	CN54	120.0	88.5
		SN15	SN54		

DuoBore™ 821 y DuoBore™ 821D

Diámetro				Corredera	
mm	pulg.	ISO	ANSI	Nm	Ft/lbs
25-47	.984-1.850	CC06	CC2(1.5)	4.8	3.5
		TC11	TC2(1.5)		
46-56	1.811-2.205	CC12	CC43	9.0	6.6
		TC16	TC3(2.5)		
		SC09	SC3(2.5)		
55-70	2.165-2.756	CC12	CC43	16.0	11.8
		TC16	TC3(2.5)		
		SC09	SC3(2.5)		
69-84	2.717-3.307	CC12	CC43	16.0	11.8
		TC16	TC3(2.5)		
		SC12	CC43		
69-84	2.717-3.307	CN12	CN43	75.0	55.0
		SN12	SN43		
83-101	3.268-3.976	CC12	CC43	16.0	11.8
		TC16	TC3(2.5)		
		TC22	TC43		
		SC12	CC43		
83-101	3.268-3.976	CN12	CN43	75.0	55.0
		SN12	SN43		
99-125	3.898-4.921	CC12	CC43	38.0	28.0
		RC16	RC16		
		TC16	TC3(2.5)		
		TC22	TC43		
		SC12	CC43		
99-125	3.898-4.921	CN12	CN43	120.0	88.5
		CN16	CN54		
		SN12	SN43		
		SN15	SN54		
123-150	4.843-5.906	CC12	CC43	38.0	28.0
		RC16	RC16		
		TC16	TC3(2.5)		
		TC22	TC43		
		SC12	CC43		
123-150	4.843-5.906	CN12	CN43	120.0	88.5
		CN16	CN54		
		SN12	SN43		
		SN15	SN54		

Par de apriete

CoroBore® 820 XL / 820L XL

Rango de diámetros, mm (pulg.) 148-300 (5.512-11.811)	Nm	Ft/lbs
Puente	100	74
Corredera	60	44
Cartucho	60	44

CoroBore® 820 XL

Rango de diámetros, mm (pulg.) 298-1260 (11.732-49.606)	Nm	Ft/lbs
Puente	200	148
Extensión del puente	100	74
Corredera	60	44
Cartucho	60	44

CoroBore® 825 XL / 826 XL / 825D XL / 826D XL / 825L XL / 826L XL

Rango de diámetros, mm (pulg.) 825: 148-315 (5.866-12.402) 826: 148-300 (5.866-11.810)	Nm	Ft/lbs
Puente	100	74
Corredera	60	44
Contrapeso	60	44
Cabeza para mandrinado de precisión	14	10
Tornillo de blocaje	6	4.4
Tornillo para cartucho	6	4.4

CoroBore® 825 XL / 826 XL

Rango de diámetros, mm (pulg.) 825: 298-1275 (11.732-50.197) 826: 298-1260 (11.732-49.606)	Nm	Ft/lbs
Puente	200	148
Extensión del puente	100	74
Corredera	60	44
Contrapeso	60	44
Cabeza para mandrinado de precisión	14	10
Tornillo de blocaje	6	4.4
Tornillo para cartucho	6	4.4

CoroBore® 825 y 825D

Rango de diámetros, mm (pulg.)	Nm	Ft/lbs
Tornillo para cartucho		
19-36 (0.748-1.417)	1.2	0.9
35-56 (1.378-2.205)	3.1	2.3
55-167 (2.165-6.575)	5.8	4.3
Tornillo de blocaje		
19-29 (0.748-1.142)	0.9	0.7
28-36 (1.102-1.417)	1.2	0.9
35-56 (1.378-2.205)	3.0	2.3
55-167 (2.165-6.575)	6.0	4.3

CoroBore® 824 XS

Rango de diámetros, mm (pulg.)
1-20 (0.039-0.787)
Tornillo de bloqueo/ Barras de mandinar (plaquitas)

Tamaño	Nm	Ft/lbs
XS04	1.2	0.9
XS06	1.2	0.9
XS08	3	2.2
XS10	3	2.2

CoroBore® 825 SL

Rango de diámetros, mm (pulg.) 47-150 (1.850-5.905)	Nm	Ft/lbs
Cabeza de ranurado frontal (S20)	14	10
Tornillo de blocaje	8	6
Contrapeso	8	6
Lama	9	6.6

CoroBore® 825 SL XL

Rango de diámetros, mm (pulg.) 150-1275 (5.905-50.197)	Nm	Ft/lbs
Cabeza de ranurado frontal (A34)	14	10
Tornillo de blocaje	8	6
Lama	9	6.6

Otros componentes, ver CoroBore® 825

cabezas de mandrino fino, 391.37A/ 391.37B

Diámetro mm (pulgadas)	Nm	Ft/lbs
Tornillo para barra:		
12 (.472)	10	7
16 (.630)	10	7
20 (.787)	18	13
Tornillo de bloqueo:		
12 (.472)	8	6
16 (.630)	8	6
20 (.787)	12	9

Recomendaciones iniciales

- La velocidad de corte deberá reducirse al trabajar con grandes voladizos. Pero pueden utilizarse herramientas antivibratorias Silent Tools para alcanzar mayores velocidades de corte con determinados voladizos.

Mandrinado en desbaste

- Para garantizar una buena evacuación de la viruta y un proceso estable y seguro en la operación de mandrinado en desbaste, el valor inicial recomendado de velocidad de corte es 200 m/min (656 pies/min).

Mandrinado de precisión

- Para garantizar una buena evacuación de la viruta y un proceso estable y seguro en la operación de mandrinado de precisión, el valor inicial recomendado de velocidad de corte es 240 m/min (787 pies/min).
- El valor inicial recomendado de velocidad de corte para la cabeza de mandrinar 391.37A con barras de acero o metal duro con plaquitas es de 90-120 m/min (295-394 pies/min, utilice unos valores más bajos para barras de acero largas). El valor inicial recomendado para barras de metal duro rectificadas es 60 m/min (197 pies/min).

- Consulte la siguiente tabla para seleccionar la geometría y la calidad en función de su aplicación de mandrinado de precisión.
- La profundidad de corte máxima recomendada para el mandrinado de precisión es de 0.5 mm (0.020 pulg.). Si la herramienta se ajusta al mínimo diámetro posible, la evacuación de la viruta resultará más compleja y podría ser necesario reducir la profundidad de corte.
- El avance máximo en operaciones de mandrinado de precisión está limitado por el acabado superficial deseado. Como consecuencia, la posibilidad de influir en la formación de la viruta es limitada. Al utilizar una plaquita wiper, puede conservarse el acabado superficial aplicando mayores avances. No obstante, las plaquitas wiper ejercen una mayor presión radial, lo cual aumenta el riesgo de inestabilizar el proceso.

Mandrinado de precisión												
AP	Radio de punta	Avance máx. para la superficie requerida		Material								
		Ra 1.6	Ra 0.8	P		M		K	N	S (níquel)		S (titanio)
0.1-0.15	02	0.08	0.05	PF 5015	L-K 1515	MF-1115	L-K 1515	PF 1515	AL H10	MF 1115	L-K 1115	AL H10
0.15-0.3	04	0.12	0.07	PF 5015	L-K 1515	MF 2015	L-K 1515	PF 4215	AL H10	MF 1115	L-K 1115	AL H10
0.3-0.5	08	0.15	0.10	PF 5015		MF 2015		PF 4215	AL H10	MF 1115	L-K 1115	AL H10

Ranurado frontal

La primera elección es el sistema de plaquita CoroCut de 2 filos.

Utilice la geometría -TF para avance reducido, la geometría -CM para avance medio y la geometría -RM para ranurado frontal radial inferior.

Las geometrías -TF y -CM son geometrías positivas que eliminan el riesgo del filo de aportación. La geometría -TF ofrece un buen control de la viruta y genera un acabado superficial de gran calidad gracias al diseño wiper. La -GF permite seleccionar mayores anchuras.

Dependiendo del radio de punta seleccionado:
- Elija -CM para un menor radio de punta (0.2)
- Elija -TF para un mayor radio de punta (>0.3)
- Avance de inicio recomendado: 0.15 mm/rev (0.006 pulg./rev)
- Si se requieren ranuras de tolerancia más estrecha, elija -GF
- Avance de inicio recomendado: 0.10 mm/rev

Para mejorar el control de la viruta:
- incremente la velocidad de avance
- incremente la velocidad de corte


0 5 10 15 20 25

CoroReamer® 830

Escariador de metal duro integral

Herramienta de gran avance de cabeza intercambiable para agujeros pasantes

Página N5

Aplicación



- Para acero, fundición nodular y fundición maleable
- Agujero pasante, superficie inclinada y agujero cruzado

Área de aplicación ISO

Gama de productos

- Gama de mandrinado: 10.00–31.75 mm (.394-1.250 pulg.)
- Tolerancia máxima del agujero: H7
- Plaquitas cermet soldadas en calidad P10R
- Opciones de mango largo y corto
- Cambio de cabeza

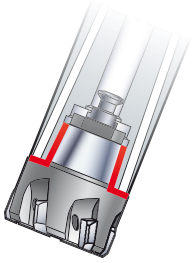

Cambio de la cabeza rápido, sencillo y de gran precisión < 3 µm (120 µpulg.).

CoroReamer® 435

Escariador de metal duro integral

Escariador flexible y de alto rendimiento, adecuado para una amplia gama de materiales

Página N15

Aplicación

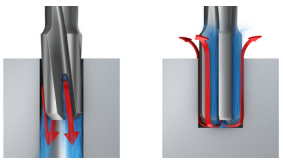

Estría helicoidal Estría Recta

P K N

Área de aplicación ISO

Gama de productos

- Diámetro estándar: 3.97–20 mm (.156–.787 pulg.)
- Tolerancia del agujero: IT7
- Disponible con desahogo helicoidal para agujeros pasantes y desahogo recto para agujeros ciegos
- Disponible como opción Tailor Made

El refrigerante interior (axial para desahogo recto y lateral para desahogo helicoidal) dirigido hacia la zona de corte prolonga la duración de la herramienta y mejora la evacuación de la viruta.

Geometría de desahogo con espaciado entre desahogos extremadamente irregular

Un espaciado de estría extremadamente irregular significa que la división no es la misma para cada diente. Dado que no hay dos dientes diametralmente opuestos, el escariador produce un agujero con una variante de redondez optimizada.

Tailor Made

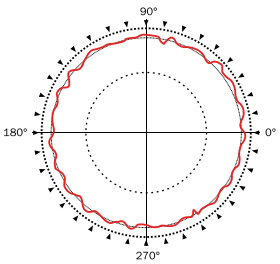

Redondez del agujero con espaciado irregular, <10 µm

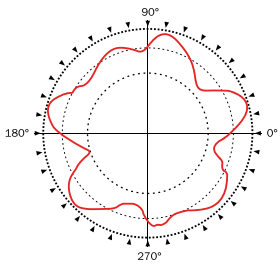

Redondez del agujero con espaciado extremadamente irregular, 1-2 µm

Disponible como opción Tailor Made en tamaños intermedios de 3.97–20 mm (.156–.787 pulg.). Véase la página Q5.

CoroReamer® 835

Escariador de metal duro integral

Escariador de máximo rendimiento para materiales específicos

Aplicación

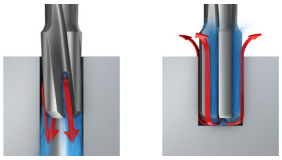

Estría helicoidal Estría Recta

Área de aplicación ISO

Página N7

Gama de productos

- Diámetro estándar: 3.97–20.00 mm (.156–.787 pulg.)
- Tolerancia del agujero: IT7
- Disponible con desahogo helicoidal para agujeros pasantes y desahogo recto para agujeros ciegos
- Disponible como opción Tailor Made

El refrigerante interior (axial para desahogo recto y lateral para desahogo helicoidal) dirigido hacia la zona de corte prolonga la duración de la herramienta y mejora la evacuación de la viruta.

Geometría de desahogo con espaciado entre desahogos extremadamente irregular

Un espaciado de estría extremadamente irregular significa que la división no es la misma para cada diente. Dado que no hay dos dientes diametralmente opuestos, el escariador produce un agujero con una variante de redondez optimizada.

Tailor Made

Consulte la página Q5

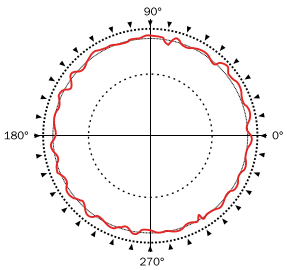

Redondez del agujero con espaciado irregular, <10 µm

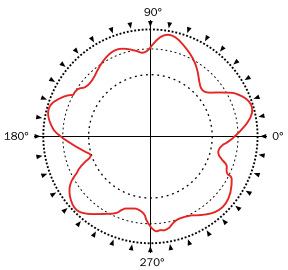

Redondez del agujero con espaciado extremadamente irregular, 1-2 µm

- Disponible como Tailor Made en tamaños intermedios de 3.97–20 mm (.156–.787 pulg.) para ISO P e ISO M. Véase la página Q5.
- Geometrías optimizadas para ISO N y ISO H

Cómo elegir su escariador

1 Defina el diámetro del agujero y el material que va a escariar

2 Seleccione el tipo de escariador

Escoja un escariador de metal duro integral o un escariador de cabeza intercambiable.

3 Elección de la herramienta

Si su elección es un escariador de metal duro integral, elija entre escariadores para agujeros pasantes y agujeros ciegos, optimizados para la versatilidad o para materiales específicos

CoroReamer® 830 es una buena elección para agujeros pasantes, agujeros cruzados y para superficies inclinadas en acero, fundición nodular y materiales de fundición maleable.

Símbolos de las referencias de página:

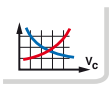

Datos de corte

Explicación de los parámetros ISO 13399

Información sobre el suministro de refrigerante

Alternativas de herramientas - Resumen

Opciones Tailor Made

Cabeza de metal duro integral CoroReamer™ 830 para escariado

Suministro de refrigerante interior

TCHA H7
CNSC 1

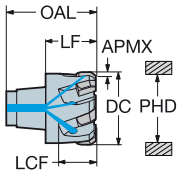

P K

DC	DC"	CZC_{MS}	TCHAL	TCHAU	Código de pedido	Dimensiones, mm, pulg. PHD	PHD"	APMX	APMX"	OAL	OAL"	LF	LF"	LCF	LCF"	CP Bar	CP PSI	BSG
19.00	.748	S12	0.00	0.02	830A-E06D1900H7S12	18.80	.740	0.30	.011	25.85	1.017	14.50	.570	10.82	.426	20	290	COROMANT
19.05	.750	S12	0.00	0.02	830A-E06D1905H7S12	18.83	.741	0.30	.011	25.85	1.017	14.50	.570	10.82	.426	20	290	COROMANT
20.00	.787	S12	0.00	0.02	830A-E06D2000H7S12	19.80	.779	0.30	.011	25.85	1.017	14.50	.570	10.82	.426	20	290	COROMANT
21.00	.826	S12	0.00	0.02	830A-E06D2100H7S12	20.80	.818	0.30	.011	25.85	1.017	14.50	.570	10.82	.426	20	290	COROMANT
22.00	.866	S14	0.00	0.02	830A-E06D2200H7S14	21.80	.858	0.30	.011	27.85	1.096	15.50	.610	13.05	.513	20	290	COROMANT
23.00	.905	S14	0.00	0.02	830A-E06D2300H7S14	22.80	.897	0.30	.011	27.85	1.096	15.50	.610	13.05	.513	20	290	COROMANT
24.00	.944	S16	0.00	0.02	830A-E06D2400H7S16	23.80	.937	0.30	.011	29.85	1.175	16.00	.629	13.05	.513	20	290	COROMANT
25.00	.984	S16	0.00	0.02	830A-E06D2500H7S16	24.80	.976	0.30	.011	29.85	1.175	16.00	.629	13.05	.513	20	290	COROMANT
25.40	1.000	S16	0.00	0.02	830A-E06D2540H7S16	25.20	.992	0.30	.011	29.85	1.175	16.00	.629	13.05	.513	20	290	COROMANT
26.00	1.023	S16	0.00	0.02	830A-E06D2600H7S16	25.80	1.015	0.30	.011	29.85	1.175	16.00	.629	13.05	.513	20	290	COROMANT
27.00	1.062	S16	0.00	0.02	830A-E06D2700H7S16	26.80	1.055	0.30	.011	29.85	1.175	16.00	.629	13.05	.513	20	290	COROMANT
28.00	1.102	S16	0.00	0.02	830A-E06D2800H7S16	27.80	1.094	0.30	.011	29.85	1.175	16.00	.629	13.05	.513	20	290	COROMANT
29.00	1.141	S16	0.00	0.02	830A-E06D2900H7S16	28.80	1.133	0.30	.011	29.85	1.175	16.00	.629	13.05	.513	20	290	COROMANT
30.00	1.181	S20	0.00	0.02	830A-E06D3000H7S20	29.80	1.173	0.30	.011	31.85	1.253	17.00	.669	13.21	.520	20	290	COROMANT
31.75	1.250	S20	0.00	0.02	830A-E06D3175H7S20	31.60	1.244	0.30	.011	31.85	1.253	17.00	.669	13.21	.520	20	290	COROMANT

TCHA H7
CNSC 1

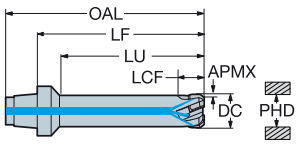

P K

DC	DC"	LU	LU"	CZC_{MS}	TCHAL	TCHAU	Código de pedido	Dimensiones, mm, pulg. PHD	PHD"	APMX	APMX"	OAL	OAL"	LF	LF"	LCF	LCF"	CP Bar	CP PSI	BSG
10.00	.393	45.00	1.771	S12	0.00	0.01	830B-E06D1000H7S12	9.80	.385	0.30	.011	71.35	2.809	60.00	2.362	9.99	.393	20	290	COROMANT
11.00	.433	45.00	1.771	S12	0.00	0.01	830B-E06D1100H7S12	10.80	.425	0.30	.011	71.35	2.809	60.00	2.362	10.00	.393	20	290	COROMANT
12.00	.472	45.00	1.771	S12	0.00	0.01	830B-E06D1200H7S12	11.80	.464	0.30	.011	71.35	2.809	60.00	2.362	9.99	.393	20	290	COROMANT
13.00	.511	45.00	1.771	S12	0.00	0.01	830B-E06D1300H7S12	12.80	.503	0.30	.011	71.35	2.809	60.00	2.362	10.00	.394	20	290	COROMANT
14.00	.551	45.00	1.771	S12	0.00	0.01	830B-E06D1400H7S12	13.80	.543	0.30	.011	71.35	2.809	60.00	2.362	10.00	.394	20	290	COROMANT
15.00	.590	45.00	1.771	S12	0.00	0.01	830B-E06D1500H7S12	14.80	.582	0.30	.011	71.35	2.809	60.00	2.362	10.00	.394	20	290	COROMANT
16.00	.629	45.00	1.771	S12	0.00	0.01	830B-E06D1600H7S12	15.80	.622	0.30	.011	71.35	2.809	60.00	2.362	10.00	.394	20	290	COROMANT
17.00	.669	45.00	1.771	S12	0.00	0.01	830B-E06D1700H7S12	16.80	.661	0.30	.011	71.35	2.809	60.00	2.362	10.00	.394	20	290	COROMANT
18.00	.708	45.00	1.771	S12	0.00	0.01	830B-E06D1800H7S12	17.80	.700	0.30	.011	71.35	2.809	60.00	2.362	10.00	.394	20	290	COROMANT

N6

N19

ISO 13399 Q1

CNSC CXSC Q35

Mango cilíndrico a CoroReamer™ 830, adaptador

Suministro de refrigerante interior

CNSC 1

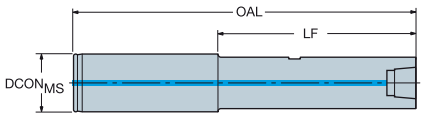

CZC$_{MS}$	CZC$_{WS}$	Código de pedido	Dimensiones, mm, pulg. DCON$_{MS}$	LF	OAL	CP Bar	CP PSI	Kg
20	S12	830-S12A20035F	20	35.0	85.0	100		0.1
			.787	1.378	3.346		1450	
	S12	830-S12A20069F	20	68.5	118.5	100		0.2
			.787	2.697	4.665		1450	
	S12	830-S12A20130F	20	129.5	179.5	100		0.4
			.787	5.098	7.066		1450	
	S14	830-S14A20070F	20	69.5	119.5	100		0.2
			.787	2.736	4.704		1450	
	S14	830-S14A20131F	20	130.5	180.5	100		0.4
			.787	5.138	7.106		1450	
25	S16	830-S16A25090F	25	90.0	150.0	100		0.4
			.984	3.543	5.905		1450	
	S16	830-S16A25151F	25	151.0	211.0	100		0.6
			.984	5.945	8.307		1450	
	S20	830-S20A25089F	25	89.0	149.0	100		0.6
			.984	3.504	5.866		1450	
	S20	830-S20A25150F	25	150.0	210.0	100		1.0
			.984	5.906	8.267		1450	

O5

ISO 13399 Q1

CNSC CXSC Q35

Escariador de metal duro integral CoroReamer™ 835

Estría Recta

Para agujeros ciegos

TCHA H7
CNSC 1

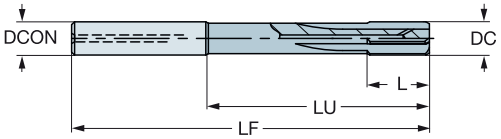

DC	DC"	LU	LU"	CZC_{MS}	TCHAL	TCHAU	Código de pedido	P 1024	K 1024	Dimensiones, mm, pulg. DCON	DCON"	PHD	PHD"	LF	LF"	L	L"	CP Bar	CP PSI	BSG
3.97	.156	39.00	1.535	6	0.00	0.01	835.B-0397-A1-PF	☆	☆	6.00	.236	3.80	.149	74.40	2.929	12.00	.472	20	290	COROMANT
3.98	.156	39.00	1.535	6	0.00	0.01	835.B-0398-A1-PF	☆	☆	6.00	.236	3.80	.149	74.40	2.929	12.00	.472	20	290	COROMANT
3.99	.157	39.00	1.535	6	0.00	0.01	835.B-0399-A1-PF	☆	☆	6.00	.236	3.80	.149	74.40	2.929	12.00	.472	20	290	COROMANT
4.00	.157	39.00	1.535	6	0.00	0.01	835.B-0400-A1-PF	☆	☆	6.00	.236	3.80	.149	74.40	2.929	12.00	.472	20	290	COROMANT
4.01	.157	39.00	1.535	6	0.00	0.01	835.B-0401-A1-PF	☆	☆	6.00	.236	3.80	.149	74.40	2.929	12.00	.472	20	290	COROMANT
4.02	.158	39.00	1.535	6	0.00	0.01	835.B-0402-A1-PF	☆	☆	6.00	.236	3.80	.149	74.40	2.929	12.00	.472	20	290	COROMANT
4.03	.158	39.00	1.535	6	0.00	0.01	835.B-0403-A1-PF	☆	☆	6.00	.236	3.80	.149	74.39	2.928	12.00	.472	20	290	COROMANT
4.50	.177	39.00	1.535	6	0.00	0.01	835.B-0450-A1-PF	☆	☆	6.00	.236	4.30	.169	74.32	2.925	12.00	.472	20	290	COROMANT
4.97	.195	39.00	1.535	6	0.00	0.01	835.B-0497-A1-PF	☆	☆	6.00	.236	4.80	.188	74.25	2.923	12.00	.472	20	290	COROMANT
4.98	.196	39.00	1.535	6	0.00	0.01	835.B-0498-A1-PF	☆	☆	6.00	.236	4.80	.188	74.25	2.923	12.00	.472	20	290	COROMANT
4.99	.196	39.00	1.535	6	0.00	0.01	835.B-0499-A1-PF	☆	☆	6.00	.236	4.80	.188	74.25	2.923	12.00	.472	20	290	COROMANT
5.00	.196	39.00	1.535	6	0.00	0.01	835.B-0500-A1-PF	☆	☆	6.00	.236	4.80	.188	74.25	2.923	12.00	.472	20	290	COROMANT
5.01	.197	39.00	1.535	6	0.00	0.01	835.B-0501-A1-PF	☆	☆	6.00	.236	4.80	.188	74.25	2.923	12.00	.472	20	290	COROMANT
5.02	.197	39.00	1.535	6	0.00	0.01	835.B-0502-A1-PF	☆	☆	6.00	.236	4.80	.188	74.25	2.923	12.00	.472	20	290	COROMANT
5.03	.198	39.00	1.535	6	0.00	0.01	835.B-0503-A1-PF	☆	☆	6.00	.236	4.80	.188	74.24	2.922	12.00	.472	20	290	COROMANT
5.50	.216	39.00	1.535	6	0.00	0.01	835.B-0550-A1-PF	☆	☆	6.00	.236	5.30	.208	74.17	2.920	12.00	.472	20	290	COROMANT
5.97	.235	39.00	1.535	6	0.00	0.01	835.B-0597-A1-PF	☆	☆	6.00	.236	5.80	.228	74.10	2.917	12.00	.472	20	290	COROMANT
5.98	.235	39.00	1.535	6	0.00	0.01	835.B-0598-A1-PF	☆	☆	6.00	.236	5.80	.228	74.10	2.917	12.00	.472	20	290	COROMANT
5.99	.235	39.00	1.535	6	0.00	0.01	835.B-0599-A1-PF	☆	☆	6.00	.236	5.80	.228	74.10	2.917	12.00	.472	20	290	COROMANT
6.00	.236	39.00	1.535	6	0.00	0.01	835.B-0600-A1-PF	☆	☆	6.00	.236	5.80	.228	74.10	2.917	12.00	.472	20	290	COROMANT
6.01	.236	39.00	1.535	6	0.00	0.01	835.B-0601-A1-PF	☆	☆	6.00	.236	5.80	.228	74.10	2.917	12.00	.472	20	290	COROMANT
6.02	.237	39.00	1.535	6	0.00	0.01	835.B-0602-A1-PF	☆	☆	6.00	.236	5.80	.228	74.10	2.917	12.00	.472	20	290	COROMANT
6.03	.237	39.00	1.535	6	0.00	0.01	835.B-0603-A1-PF	☆	☆	6.00	.236	5.80	.228	74.09	2.916	12.00	.472	20	290	COROMANT
6.50	.255	64.00	2.519	8	0.00	0.01	835.B-0650-A1-PF	☆	☆	8.00	.314	6.30	.248	99.02	3.898	16.00	.629	20	290	COROMANT
7.00	.275	64.00	2.519	8	0.00	0.01	835.B-0700-A1-PF	☆	☆	8.00	.314	6.80	.267	98.95	3.895	16.00	.629	20	290	COROMANT
7.50	.295	64.00	2.519	8	0.00	0.01	835.B-0750-A1-PF	☆	☆	8.00	.314	7.30	.287	98.87	3.892	16.00	.629	20	290	COROMANT
7.97	.313	64.00	2.519	8	0.00	0.01	835.B-0797-A1-PF	☆	☆	8.00	.314	7.80	.307	98.80	3.889	16.00	.629	20	290	COROMANT
7.98	.314	64.00	2.519	8	0.00	0.01	835.B-0798-A1-PF	☆	☆	8.00	.314	7.80	.307	98.80	3.889	16.00	.629	20	290	COROMANT
7.99	.314	64.00	2.519	8	0.00	0.01	835.B-0799-A1-PF	☆	☆	8.00	.314	7.80	.307	98.80	3.889	16.00	.629	20	290	COROMANT
8.00	.314	64.00	2.519	8	0.00	0.01	835.B-0800-A1-PF	☆	☆	8.00	.314	7.80	.307	98.80	3.889	16.00	.629	20	290	COROMANT
8.01	.315	64.00	2.519	8	0.00	0.01	835.B-0801-A1-PF	☆	☆	8.00	.314	7.80	.307	98.80	3.889	16.00	.629	20	290	COROMANT
8.02	.315	64.00	2.519	8	0.00	0.01	835.B-0802-A1-PF	☆	☆	8.00	.314	7.80	.307	98.79	3.889	16.00	.629	20	290	COROMANT
8.03	.316	64.00	2.519	8	0.00	0.01	835.B-0803-A1-PF	☆	☆	8.00	.314	7.80	.307	98.79	3.889	16.00	.629	20	290	COROMANT
8.50	.334	60.00	2.362	10	0.00	0.01	835.B-0850-A1-PF	☆	☆	10.00	.393	8.30	.326	98.72	3.886	20.00	.787	20	290	COROMANT
9.00	.354	60.00	2.362	10	0.00	0.01	835.B-0900-A1-PF	☆	☆	10.00	.393	8.80	.346	98.65	3.883	20.00	.787	20	290	COROMANT
9.50	.374	80.00	3.149	10	0.00	0.01	835.B-0950-A1-PF	☆	☆	10.00	.393	9.30	.366	118.57	4.668	20.00	.787	20	290	COROMANT
9.97	.392	80.00	3.149	10	0.00	0.01	835.B-0997-A1-PF	☆	☆	10.00	.393	9.80	.385	118.50	4.665	20.00	.787	20	290	COROMANT
9.98	.392	80.00	3.149	10	0.00	0.01	835.B-0998-A1-PF	☆	☆	10.00	.393	9.80	.385	118.50	4.665	20.00	.787	20	290	COROMANT
9.99	.393	80.00	3.149	10	0.00	0.01	835.B-0999-A1-PF	☆	☆	10.00	.393	9.80	.385	118.50	4.665	20.00	.787	20	290	COROMANT
10.00	.393	80.00	3.149	10	0.00	0.01	835.B-1000-A1-PF	☆	☆	10.00	.393	9.80	.385	118.50	4.665	20.00	.787	20	290	COROMANT
10.01	.394	80.00	3.149	10	0.00	0.01	835.B-1001-A1-PF	☆	☆	10.00	.393	9.80	.385	118.50	4.665	20.00	.787	20	290	COROMANT
10.02	.394	80.00	3.149	10	0.00	0.01	835.B-1002-A1-PF	☆	☆	10.00	.393	9.80	.385	118.49	4.664	20.00	.787	20	290	COROMANT
10.03	.394	80.00	3.149	10	0.00	0.01	835.B-1003-A1-PF	☆	☆	10.00	.393	9.80	.385	118.49	4.664	20.00	.787	20	290	COROMANT
10.50	.413	75.00	2.952	12	0.00	0.01	835.B-1050-A1-PF	☆	☆	12.00	.472	10.30	.405	118.42	4.662	20.00	.787	20	290	COROMANT
11.00	.433	75.00	2.952	12	0.00	0.01	835.B-1100-A1-PF	☆	☆	12.00	.472	10.80	.425	118.35	4.659	20.00	.787	20	290	COROMANT
11.50	.452	75.00	2.952	12	0.00	0.01	835.B-1150-A1-PF	☆	☆	12.00	.472	11.30	.444	118.27	4.656	20.00	.787	20	290	COROMANT
11.97	.471	75.00	2.952	12	0.00	0.01	835.B-1197-A1-PF	☆	☆	12.00	.472	11.80	.464	118.20	4.653	20.00	.787	20	290	COROMANT
11.98	.471	75.00	2.952	12	0.00	0.01	835.B-1198-A1-PF	☆	☆	12.00	.472	11.80	.464	118.20	4.653	20.00	.787	20	290	COROMANT

O5

Q5

N20

Q1

Q35

Escariador de metal duro integral CoroReamer™ 835

Estría Recta

Para agujeros ciegos

TCHA H7
CNSC 1

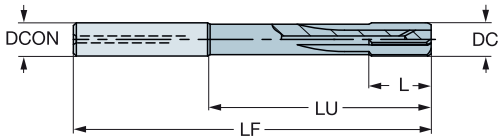

DC	DC"	LU	LU"	CZC_{MS}	TCHAL	TCHAU	Código de pedido	P 1024	K 1024	DCON	DCON"	PHD	PHD"	LF	LF"	L	L"	CP Bar	CP PSI	BSG
										Dimensiones, mm, pulg.										
11.99	.472	75.00	2.952	12	0.00	0.01	**835.B-1199-A1-PF**	☆	☆	12.00	.472	11.80	.464	118.20	4.653	20.00	.787	20	290	COROMANT
12.00	.472	75.00	2.952	12	0.00	0.01	**835.B-1200-A1-PF**	☆	☆	12.00	.472	11.80	.464	118.20	4.653	20.00	.787	20	290	COROMANT
12.01	.472	75.00	2.952	12	0.00	0.01	**835.B-1201-A1-PF**	☆	☆	12.00	.472	11.80	.464	118.20	4.653	20.00	.787	20	290	COROMANT
12.02	.473	75.00	2.952	12	0.00	0.01	**835.B-1202-A1-PF**	☆	☆	12.00	.472	11.80	.464	118.19	4.653	20.00	.787	20	290	COROMANT
12.03	.473	75.00	2.952	12	0.00	0.01	**835.B-1203-A1-PF**	☆	☆	12.00	.472	11.80	.464	118.19	4.653	20.00	.787	20	290	COROMANT
13.00	.511	85.00	3.346	14	0.00	0.01	**835.B-1300-A1-PF**	☆	☆	14.00	.551	12.80	.503	128.05	5.041	22.00	.866	20	290	COROMANT
14.00	.551	85.00	3.346	14	0.00	0.01	**835.B-1400-A1-PF**	☆	☆	14.00	.551	13.80	.543	127.90	5.035	22.00	.866	20	290	COROMANT
15.00	.590	82.00	3.228	16	0.00	0.01	**835.B-1500-A1-PF**	☆	☆	16.00	.629	14.80	.582	127.75	5.029	22.00	.866	20	290	COROMANT
16.00	.629	102.00	4.015	16	0.00	0.01	**835.B-1600-A1-PF**	☆	☆	16.00	.629	15.80	.622	147.60	5.811	25.00	.984	20	290	COROMANT
17.00	.669	102.00	4.015	18	0.00	0.01	**835.B-1700-A1-PF**	☆	☆	18.00	.708	16.80	.661	147.45	5.805	25.00	.984	20	290	COROMANT
18.00	.708	102.00	4.015	18	0.00	0.01	**835.B-1800-A1-PF**	☆	☆	18.00	.708	17.80	.700	147.30	5.799	25.00	.984	20	290	COROMANT
19.00	.748	100.00	3.937	20	0.00	0.02	**835.B-1900-A1-PF**	☆	☆	20.00	.787	18.80	.740	147.14	5.792	25.00	.984	20	290	COROMANT
20.00	.787	100.00	3.937	20	0.00	0.02	**835.B-2000-A1-PF**	☆	☆	20.00	.787	19.80	.779	146.99	5.787	25.00	.984	20	290	COROMANT

O5 Q5 N20 Q1 Q35

Escariador de metal duro integral CoroReamer™ 835

Estría helicoidal

Para agujeros pasantes

TCHA H7
CNSC 1

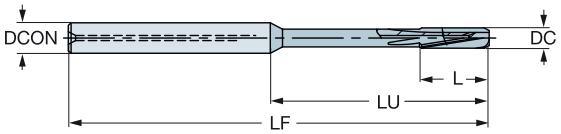

DC	DC"	LU	LU"	CZC_{MS}	TCHAL	TCHAU	Código de pedido	P 1024	K 1024	Dimensiones, mm, pulg. DCON	DCON"	PHD	PHD"	LF	LF"	L	L"	CP Bar	CP PSI	BSG
3.97	.156	39.00	1.535	6	0.00	0.01	835.T-0397-A1-PF	☆	☆	6.00	.236	3.80	.149	74.40	2.929	12.00	.472	20	290	COROMANT
3.98	.156	39.00	1.535	6	0.00	0.01	835.T-0398-A1-PF	☆	☆	6.00	.236	3.80	.149	74.40	2.929	12.00	.472	20	290	COROMANT
3.99	.157	39.00	1.535	6	0.00	0.01	835.T-0399-A1-PF	☆	☆	6.00	.236	3.80	.149	74.40	2.929	12.00	.472	20	290	COROMANT
4.00	.157	39.00	1.535	6	0.00	0.01	835.T-0400-A1-PF	☆	☆	6.00	.236	3.80	.149	74.40	2.929	12.00	.472	20	290	COROMANT
4.01	.157	39.00	1.535	6	0.00	0.01	835.T-0401-A1-PF	☆	☆	6.00	.236	3.80	.149	74.40	2.929	12.00	.472	20	290	COROMANT
4.02	.158	39.00	1.535	6	0.00	0.01	835.T-0402-A1-PF	☆	☆	6.00	.236	3.80	.149	74.40	2.929	12.00	.472	20	290	COROMANT
4.03	.158	39.00	1.535	6	0.00	0.01	835.T-0403-A1-PF	☆	☆	6.00	.236	3.80	.149	74.39	2.928	12.00	.472	20	290	COROMANT
4.50	.177	39.00	1.535	6	0.00	0.01	835.T-0450-A1-PF	☆	☆	6.00	.236	4.30	.169	74.32	2.925	12.00	.472	20	290	COROMANT
4.97	.195	39.00	1.535	6	0.00	0.01	835.T-0497-A1-PF	☆	☆	6.00	.236	4.80	.188	74.25	2.923	12.00	.472	20	290	COROMANT
4.98	.196	39.00	1.535	6	0.00	0.01	835.T-0498-A1-PF	☆	☆	6.00	.236	4.80	.188	74.25	2.923	12.00	.472	20	290	COROMANT
4.99	.196	39.00	1.535	6	0.00	0.01	835.T-0499-A1-PF	☆	☆	6.00	.236	4.80	.188	74.25	2.923	12.00	.472	20	290	COROMANT
5.00	.196	39.00	1.535	6	0.00	0.01	835.T-0500-A1-PF	☆	☆	6.00	.236	4.80	.188	74.25	2.923	12.00	.472	20	290	COROMANT
5.01	.197	39.00	1.535	6	0.00	0.01	835.T-0501-A1-PF	☆	☆	6.00	.236	4.80	.188	74.25	2.923	12.00	.472	20	290	COROMANT
5.02	.197	39.00	1.535	6	0.00	0.01	835.T-0502-A1-PF	☆	☆	6.00	.236	4.80	.188	74.25	2.923	12.00	.472	20	290	COROMANT
5.03	.198	39.00	1.535	6	0.00	0.01	835.T-0503-A1-PF	☆	☆	6.00	.236	4.80	.188	74.24	2.922	12.00	.472	20	290	COROMANT
5.50	.216	39.00	1.535	6	0.00	0.01	835.T-0550-A1-PF	☆	☆	6.00	.236	5.30	.208	74.17	2.920	12.00	.472	20	290	COROMANT
5.97	.235	39.00	1.535	6	0.00	0.01	835.T-0597-A1-PF	☆	☆	6.00	.236	5.80	.228	74.10	2.917	12.00	.472	20	290	COROMANT
5.98	.235	39.00	1.535	6	0.00	0.01	835.T-0598-A1-PF	☆	☆	6.00	.236	5.80	.228	74.10	2.917	12.00	.472	20	290	COROMANT
5.99	.235	39.00	1.535	6	0.00	0.01	835.T-0599-A1-PF	☆	☆	6.00	.236	5.80	.228	74.10	2.917	12.00	.472	20	290	COROMANT
6.00	.236	39.00	1.535	6	0.00	0.01	835.T-0600-A1-PF	☆	☆	6.00	.236	5.80	.228	74.10	2.917	12.00	.472	20	290	COROMANT
6.01	.236	39.00	1.535	6	0.00	0.01	835.T-0601-A1-PF	☆	☆	6.00	.236	5.80	.228	74.10	2.917	12.00	.472	20	290	COROMANT
6.02	.237	39.00	1.535	6	0.00	0.01	835.T-0602-A1-PF	☆	☆	6.00	.236	5.80	.228	74.10	2.917	12.00	.472	20	290	COROMANT
6.03	.237	39.00	1.535	6	0.00	0.01	835.T-0603-A1-PF	☆	☆	6.00	.236	5.80	.228	74.09	2.916	12.00	.472	20	290	COROMANT
6.50	.255	64.00	2.519	8	0.00	0.01	835.T-0650-A1-PF	☆	☆	8.00	.314	6.30	.248	99.02	3.898	16.00	.629	20	290	COROMANT
7.00	.275	64.00	2.519	8	0.00	0.01	835.T-0700-A1-PF	☆	☆	8.00	.314	6.80	.267	98.95	3.895	16.00	.629	20	290	COROMANT
7.50	.295	64.00	2.519	8	0.00	0.01	835.T-0750-A1-PF	☆	☆	8.00	.314	7.30	.287	98.87	3.892	16.00	.629	20	290	COROMANT
7.97	.313	64.00	2.519	8	0.00	0.01	835.T-0797-A1-PF	☆	☆	8.00	.314	7.80	.307	98.80	3.889	16.00	.629	20	290	COROMANT
7.98	.314	64.00	2.519	8	0.00	0.01	835.T-0798-A1-PF	☆	☆	8.00	.314	7.80	.307	98.80	3.889	16.00	.629	20	290	COROMANT
7.99	.314	64.00	2.519	8	0.00	0.01	835.T-0799-A1-PF	☆	☆	8.00	.314	7.80	.307	98.80	3.889	16.00	.629	20	290	COROMANT
8.00	.314	64.00	2.519	8	0.00	0.01	835.T-0800-A1-PF	☆	☆	8.00	.314	7.80	.307	98.80	3.889	16.00	.629	20	290	COROMANT
8.01	.315	64.00	2.519	8	0.00	0.01	835.T-0801-A1-PF	☆	☆	8.00	.314	7.80	.307	98.80	3.889	16.00	.629	20	290	COROMANT
8.02	.315	64.00	2.519	8	0.00	0.01	835.T-0802-A1-PF	☆	☆	8.00	.314	7.80	.307	98.79	3.889	16.00	.629	20	290	COROMANT
8.03	.316	64.00	2.519	8	0.00	0.01	835.T-0803-A1-PF	☆	☆	8.00	.314	7.80	.307	98.79	3.889	16.00	.629	20	290	COROMANT
8.50	.334	60.00	2.362	10	0.00	0.01	835.T-0850-A1-PF	☆	☆	10.00	.393	8.30	.326	98.72	3.886	20.00	.787	20	290	COROMANT
9.00	.354	60.00	2.362	10	0.00	0.01	835.T-0900-A1-PF	☆	☆	10.00	.393	8.80	.346	98.65	3.883	20.00	.787	20	290	COROMANT
9.50	.374	80.00	3.149	10	0.00	0.01	835.T-0950-A1-PF	☆	☆	10.00	.393	9.30	.366	118.57	4.668	20.00	.787	20	290	COROMANT
9.97	.392	80.00	3.149	10	0.00	0.01	835.T-0997-A1-PF	☆	☆	10.00	.393	9.80	.385	118.50	4.665	20.00	.787	20	290	COROMANT
9.98	.392	80.00	3.149	10	0.00	0.01	835.T-0998-A1-PF	☆	☆	10.00	.393	9.80	.385	118.50	4.665	20.00	.787	20	290	COROMANT
9.99	.393	80.00	3.149	10	0.00	0.01	835.T-0999-A1-PF	☆	☆	10.00	.393	9.80	.385	118.50	4.665	20.00	.787	20	290	COROMANT
10.00	.393	80.00	3.149	10	0.00	0.01	835.T-1000-A1-PF	☆	☆	10.00	.393	9.80	.385	118.50	4.665	20.00	.787	20	290	COROMANT
10.01	.394	80.00	3.149	10	0.00	0.01	835.T-1001-A1-PF	☆	☆	10.00	.393	9.80	.385	118.50	4.665	20.00	.787	20	290	COROMANT
10.02	.394	80.00	3.149	10	0.00	0.01	835.T-1002-A1-PF	☆	☆	10.00	.393	9.80	.385	118.49	4.664	20.00	.787	20	290	COROMANT
10.03	.394	80.00	3.149	10	0.00	0.01	835.T-1003-A1-PF	☆	☆	10.00	.393	9.80	.385	118.49	4.664	20.00	.787	20	290	COROMANT
10.50	.413	75.00	2.952	12	0.00	0.01	835.T-1050-A1-PF	☆	☆	12.00	.472	10.30	.405	118.42	4.662	20.00	.787	20	290	COROMANT
11.00	.433	75.00	2.952	12	0.00	0.01	835.T-1100-A1-PF	☆	☆	12.00	.472	10.80	.425	118.35	4.659	20.00	.787	20	290	COROMANT
11.50	.452	75.00	2.952	12	0.00	0.01	835.T-1150-A1-PF	☆	☆	12.00	.472	11.30	.444	118.27	4.656	20.00	.787	20	290	COROMANT
11.97	.471	75.00	2.952	12	0.00	0.01	835.T-1197-A1-PF	☆	☆	12.00	.472	11.80	.464	118.20	4.653	20.00	.787	20	290	COROMANT
11.98	.471	75.00	2.952	12	0.00	0.01	835.T-1198-A1-PF	☆	☆	12.00	.472	11.80	.464	118.20	4.653	20.00	.787	20	290	COROMANT

O5

Q5

N20

Q1

Q35

Escariador de metal duro integral CoroReamer™ 835

Estría helicoidal

Para agujeros pasantes

TCHA H7
CNSC 1

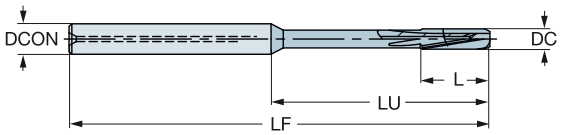

DC	DC"	LU	LU"	CZC_{MS}	TCHAL	TCHAU	Código de pedido	P 1024	K 1024	Dimensiones, mm, pulg. DCON	DCON"	PHD	PHD"	LF	LF"	L	L"	CP Bar	CP PSI	BSG
11.99	.472	75.00	2.952	12	0.00	0.01	**835.T-1199-A1-PF**	☆	☆	12.00	.472	11.80	.464	118.20	4.653	20.00	.787	20	290	COROMANT
12.00	.472	75.00	2.952	12	0.00	0.01	**835.T-1200-A1-PF**	☆	☆	12.00	.472	11.80	.464	118.20	4.653	20.00	.787	20	290	COROMANT
12.01	.472	75.00	2.952	12	0.00	0.01	**835.T-1201-A1-PF**	☆	☆	12.00	.472	11.80	.464	118.20	4.653	20.00	.787	20	290	COROMANT
12.02	.473	75.00	2.952	12	0.00	0.01	**835.T-1202-A1-PF**	☆	☆	12.00	.472	11.80	.464	118.19	4.653	20.00	.787	20	290	COROMANT
12.03	.473	75.00	2.952	12	0.00	0.01	**835.T-1203-A1-PF**	☆	☆	12.00	.472	11.80	.464	118.19	4.653	20.00	.787	20	290	COROMANT
13.00	.511	85.00	3.346	14	0.00	0.01	**835.T-1300-A1-PF**	☆	☆	14.00	.551	12.80	.503	128.05	5.041	22.00	.866	20	290	COROMANT
14.00	.551	85.00	3.346	14	0.00	0.01	**835.T-1400-A1-PF**	☆	☆	14.00	.551	13.80	.543	127.90	5.035	22.00	.866	20	290	COROMANT
15.00	.590	82.00	3.228	16	0.00	0.01	**835.T-1500-A1-PF**	☆	☆	16.00	.629	14.80	.582	127.75	5.029	22.00	.866	20	290	COROMANT
16.00	.629	102.00	4.015	16	0.00	0.01	**835.T-1600-A1-PF**	☆	☆	16.00	.629	15.80	.622	147.60	5.811	25.00	.984	20	290	COROMANT
17.00	.669	102.00	4.015	18	0.00	0.01	**835.T-1700-A1-PF**	☆	☆	18.00	.708	16.80	.661	147.45	5.805	25.00	.984	20	290	COROMANT
18.00	.708	102.00	4.015	18	0.00	0.01	**835.T-1800-A1-PF**	☆	☆	18.00	.708	17.80	.700	147.30	5.799	25.00	.984	20	290	COROMANT
19.00	.748	100.00	3.937	20	0.00	0.02	**835.T-1900-A1-PF**	☆	☆	20.00	.787	18.80	.740	147.14	5.792	25.00	.984	20	290	COROMANT
20.00	.787	100.00	3.937	20	0.00	0.02	**835.T-2000-A1-PF**	☆	☆	20.00	.787	19.80	.779	146.99	5.787	25.00	.984	20	290	COROMANT

O5 Q5 N20 Q1 Q35

Escariador de metal duro integral CoroReamer™ 835

Estría Recta

Para agujeros ciegos

TCHA H7
CNSC 1

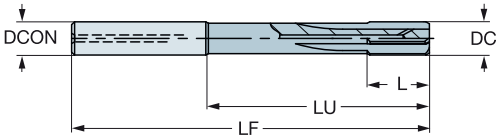

DC	DC"	LU	LU"	CZC_{MS}	TCHAL	TCHAU	Código de pedido	M 1024	Dimensiones, mm, pulg. DCON	DCON"	PHD	PHD"	LF	LF"	L	L"	CP Bar	CP PSI	BSG
3.97	.156	39.00	1.535	6	0.00	0.01	835.B-0397-A1-MF	☆	6.00	.236	3.80	.149	74.40	2.929	12.00	.472	20	290	COROMANT
3.98	.156	39.00	1.535	6	0.00	0.01	835.B-0398-A1-MF	☆	6.00	.236	3.80	.149	74.40	2.929	12.00	.472	20	290	COROMANT
3.99	.157	39.00	1.535	6	0.00	0.01	835.B-0399-A1-MF	☆	6.00	.236	3.80	.149	74.40	2.929	12.00	.472	20	290	COROMANT
4.00	.157	39.00	1.535	6	0.00	0.01	835.B-0400-A1-MF	☆	6.00	.236	3.80	.149	74.40	2.929	12.00	.472	20	290	COROMANT
4.01	.157	39.00	1.535	6	0.00	0.01	835.B-0401-A1-MF	☆	6.00	.236	3.80	.149	74.40	2.929	12.00	.472	20	290	COROMANT
4.02	.158	39.00	1.535	6	0.00	0.01	835.B-0402-A1-MF	☆	6.00	.236	3.80	.149	74.40	2.929	12.00	.472	20	290	COROMANT
4.03	.158	39.00	1.535	6	0.00	0.01	835.B-0403-A1-MF	☆	6.00	.236	3.80	.149	74.39	2.928	12.00	.472	20	290	COROMANT
4.50	.177	39.00	1.535	6	0.00	0.01	835.B-0450-A1-MF	☆	6.00	.236	4.30	.169	74.32	2.925	12.00	.472	20	290	COROMANT
4.97	.195	39.00	1.535	6	0.00	0.01	835.B-0497-A1-MF	☆	6.00	.236	4.80	.188	74.25	2.923	12.00	.472	20	290	COROMANT
4.98	.196	39.00	1.535	6	0.00	0.01	835.B-0498-A1-MF	☆	6.00	.236	4.80	.188	74.25	2.923	12.00	.472	20	290	COROMANT
4.99	.196	39.00	1.535	6	0.00	0.01	835.B-0499-A1-MF	☆	6.00	.236	4.80	.188	74.25	2.923	12.00	.472	20	290	COROMANT
5.00	.196	39.00	1.535	6	0.00	0.01	835.B-0500-A1-MF	☆	6.00	.236	4.80	.188	74.25	2.923	12.00	.472	20	290	COROMANT
5.01	.197	39.00	1.535	6	0.00	0.01	835.B-0501-A1-MF	☆	6.00	.236	4.80	.188	74.25	2.923	12.00	.472	20	290	COROMANT
5.02	.197	39.00	1.535	6	0.00	0.01	835.B-0502-A1-MF	☆	6.00	.236	4.80	.188	74.25	2.923	12.00	.472	20	290	COROMANT
5.03	.198	39.00	1.535	6	0.00	0.01	835.B-0503-A1-MF	☆	6.00	.236	4.80	.188	74.24	2.922	12.00	.472	20	290	COROMANT
5.50	.216	39.00	1.535	6	0.00	0.01	835.B-0550-A1-MF	☆	6.00	.236	5.30	.208	74.17	2.920	12.00	.472	20	290	COROMANT
5.97	.235	39.00	1.535	6	0.00	0.01	835.B-0597-A1-MF	☆	6.00	.236	5.80	.228	74.10	2.917	12.00	.472	20	290	COROMANT
5.98	.235	39.00	1.535	6	0.00	0.01	835.B-0598-A1-MF	☆	6.00	.236	5.80	.228	74.10	2.917	12.00	.472	20	290	COROMANT
5.99	.235	39.00	1.535	6	0.00	0.01	835.B-0599-A1-MF	☆	6.00	.236	5.80	.228	74.10	2.917	12.00	.472	20	290	COROMANT
6.00	.236	39.00	1.535	6	0.00	0.01	835.B-0600-A1-MF	☆	6.00	.236	5.80	.228	74.10	2.917	12.00	.472	20	290	COROMANT
6.01	.236	39.00	1.535	6	0.00	0.01	835.B-0601-A1-MF	☆	6.00	.236	5.80	.228	74.10	2.917	12.00	.472	20	290	COROMANT
6.02	.237	39.00	1.535	6	0.00	0.01	835.B-0602-A1-MF	☆	6.00	.236	5.80	.228	74.10	2.917	12.00	.472	20	290	COROMANT
6.03	.237	39.00	1.535	6	0.00	0.01	835.B-0603-A1-MF	☆	6.00	.236	5.80	.228	74.09	2.916	12.00	.472	20	290	COROMANT
6.50	.255	64.00	2.519	8	0.00	0.01	835.B-0650-A1-MF	☆	8.00	.314	6.30	.248	99.02	3.898	16.00	.629	20	290	COROMANT
7.00	.275	64.00	2.519	8	0.00	0.01	835.B-0700-A1-MF	☆	8.00	.314	6.80	.267	98.95	3.895	16.00	.629	20	290	COROMANT
7.50	.295	64.00	2.519	8	0.00	0.01	835.B-0750-A1-MF	☆	8.00	.314	7.30	.287	98.87	3.892	16.00	.629	20	290	COROMANT
7.97	.313	64.00	2.519	8	0.00	0.01	835.B-0797-A1-MF	☆	8.00	.314	7.80	.307	98.80	3.889	16.00	.629	20	290	COROMANT
7.98	.314	64.00	2.519	8	0.00	0.01	835.B-0798-A1-MF	☆	8.00	.314	7.80	.307	98.80	3.889	16.00	.629	20	290	COROMANT
7.99	.314	64.00	2.519	8	0.00	0.01	835.B-0799-A1-MF	☆	8.00	.314	7.80	.307	98.80	3.889	16.00	.629	20	290	COROMANT
8.00	.314	64.00	2.519	8	0.00	0.01	835.B-0800-A1-MF	☆	8.00	.314	7.80	.307	98.80	3.889	16.00	.629	20	290	COROMANT
8.01	.315	64.00	2.519	8	0.00	0.01	835.B-0801-A1-MF	☆	8.00	.314	7.80	.307	98.80	3.889	16.00	.629	20	290	COROMANT
8.02	.315	64.00	2.519	8	0.00	0.01	835.B-0802-A1-MF	☆	8.00	.314	7.80	.307	98.79	3.889	16.00	.629	20	290	COROMANT
8.03	.316	64.00	2.519	8	0.00	0.01	835.B-0803-A1-MF	☆	8.00	.314	7.80	.307	98.79	3.889	16.00	.629	20	290	COROMANT
8.50	.334	60.00	2.362	10	0.00	0.01	835.B-0850-A1-MF	☆	10.00	.393	8.30	.326	98.72	3.886	20.00	.787	20	290	COROMANT
9.00	.354	60.00	2.362	10	0.00	0.01	835.B-0900-A1-MF	☆	10.00	.393	8.80	.346	98.65	3.883	20.00	.787	20	290	COROMANT
9.50	.374	80.00	3.149	10	0.00	0.01	835.B-0950-A1-MF	☆	10.00	.393	9.30	.366	118.57	4.668	20.00	.787	20	290	COROMANT
9.97	.392	80.00	3.149	10	0.00	0.01	835.B-0997-A1-MF	☆	10.00	.393	9.80	.385	118.50	4.665	20.00	.787	20	290	COROMANT
9.98	.392	80.00	3.149	10	0.00	0.01	835.B-0998-A1-MF	☆	10.00	.393	9.80	.385	118.50	4.665	20.00	.787	20	290	COROMANT
9.99	.393	80.00	3.149	10	0.00	0.01	835.B-0999-A1-MF	☆	10.00	.393	9.80	.385	118.50	4.665	20.00	.787	20	290	COROMANT
10.00	.393	80.00	3.149	10	0.00	0.01	835.B-1000-A1-MF	☆	10.00	.393	9.80	.385	118.50	4.665	20.00	.787	20	290	COROMANT
10.01	.394	80.00	3.149	10	0.00	0.01	835.B-1001-A1-MF	☆	10.00	.393	9.80	.385	118.50	4.665	20.00	.787	20	290	COROMANT
10.02	.394	80.00	3.149	10	0.00	0.01	835.B-1002-A1-MF	☆	10.00	.393	9.80	.385	118.49	4.664	20.00	.787	20	290	COROMANT
10.03	.394	80.00	3.149	10	0.00	0.01	835.B-1003-A1-MF	☆	10.00	.393	9.80	.385	118.49	4.664	20.00	.787	20	290	COROMANT
10.50	.413	75.00	2.952	12	0.00	0.01	835.B-1050-A1-MF	☆	12.00	.472	10.30	.405	118.42	4.662	20.00	.787	20	290	COROMANT
11.00	.433	75.00	2.952	12	0.00	0.01	835.B-1100-A1-MF	☆	12.00	.472	10.80	.425	118.35	4.659	20.00	.787	20	290	COROMANT
11.50	.452	75.00	2.952	12	0.00	0.01	835.B-1150-A1-MF	☆	12.00	.472	11.30	.444	118.27	4.656	20.00	.787	20	290	COROMANT
11.97	.471	75.00	2.952	12	0.00	0.01	835.B-1197-A1-MF	☆	12.00	.472	11.80	.464	118.20	4.653	20.00	.787	20	290	COROMANT
11.98	.471	75.00	2.952	12	0.00	0.01	835.B-1198-A1-MF	☆	12.00	.472	11.80	.464	118.20	4.653	20.00	.787	20	290	COROMANT

O5

Q5

N20

Q1

Q35

Escariador de metal duro integral CoroReamer™ 835

Estría Recta

Para agujeros ciegos

TCHA H7
CNSC 1

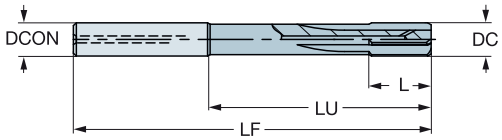

DC	DC"	LU	LU"	CZC_{MS}	TCHAL	TCHAU	Código de pedido	M 1024	DCON	DCON"	PHD	PHD"	LF	LF"	L	L"	CP Bar	CP PSI	BSG
									Dimensiones, mm, pulg.										
11.99	.472	75.00	2.952	12	0.00	0.01	**835.B-1199-A1-MF**	☆	12.00	.472	11.80	.464	118.20	4.653	20.00	.787	20	290	COROMANT
12.00	.472	75.00	2.952	12	0.00	0.01	**835.B-1200-A1-MF**	☆	12.00	.472	11.80	.464	118.20	4.653	20.00	.787	20	290	COROMANT
12.01	.472	75.00	2.952	12	0.00	0.01	**835.B-1201-A1-MF**	☆	12.00	.472	11.80	.464	118.20	4.653	20.00	.787	20	290	COROMANT
12.02	.473	75.00	2.952	12	0.00	0.01	**835.B-1202-A1-MF**	☆	12.00	.472	11.80	.464	118.19	4.653	20.00	.787	20	290	COROMANT
12.03	.473	75.00	2.952	12	0.00	0.01	**835.B-1203-A1-MF**	☆	12.00	.472	11.80	.464	118.19	4.653	20.00	.787	20	290	COROMANT
13.00	.511	85.00	3.346	14	0.00	0.01	**835.B-1300-A1-MF**	☆	14.00	.551	12.80	.503	128.05	5.041	22.00	.866	20	290	COROMANT
14.00	.551	85.00	3.346	14	0.00	0.01	**835.B-1400-A1-MF**	☆	14.00	.551	13.80	.543	127.90	5.035	22.00	.866	20	290	COROMANT
15.00	.590	82.00	3.228	16	0.00	0.01	**835.B-1500-A1-MF**	☆	16.00	.629	14.80	.582	127.75	5.029	22.00	.866	20	290	COROMANT
16.00	.629	102.00	4.015	16	0.00	0.01	**835.B-1600-A1-MF**	☆	16.00	.629	15.80	.622	147.60	5.811	25.00	.984	20	290	COROMANT
17.00	.669	102.00	4.015	18	0.00	0.01	**835.B-1700-A1-MF**	☆	18.00	.708	16.80	.661	147.45	5.805	25.00	.984	20	290	COROMANT
18.00	.708	102.00	4.015	18	0.00	0.01	**835.B-1800-A1-MF**	☆	18.00	.708	17.80	.700	147.30	5.799	25.00	.984	20	290	COROMANT
19.00	.748	100.00	3.937	20	0.00	0.02	**835.B-1900-A1-MF**	☆	20.00	.787	18.80	.740	147.14	5.792	25.00	.984	20	290	COROMANT
20.00	.787	100.00	3.937	20	0.00	0.02	**835.B-2000-A1-MF**	☆	20.00	.787	19.80	.779	146.99	5.787	25.00	.984	20	290	COROMANT

O5 Q5 N20 Q1 Q35

Escariador de metal duro integral CoroReamer™ 835

Estría helicoidal

Para agujeros pasantes

TCHA H7
CNSC 1

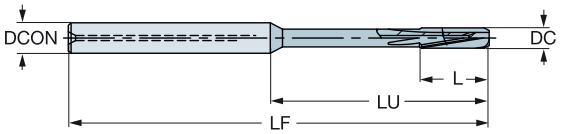

DC	DC"	LU	LU"	CZC_{MS}	TCHAL	TCHAU	Código de pedido	M 1024	Dimensiones, mm, pulg. DCON	DCON"	PHD	PHD"	LF	LF"	L	L"	CP Bar	CP PSI	BSG
3.97	.156	39.00	1.535	6	0.00	0.01	835.T-0397-A1-MF	☆	6.00	.236	3.80	.149	74.40	2.929	12.00	.472	20	290	COROMANT
3.98	.156	39.00	1.535	6	0.00	0.01	835.T-0398-A1-MF	☆	6.00	.236	3.80	.149	74.40	2.929	12.00	.472	20	290	COROMANT
3.99	.157	39.00	1.535	6	0.00	0.01	835.T-0399-A1-MF	☆	6.00	.236	3.80	.149	74.40	2.929	12.00	.472	20	290	COROMANT
4.00	.157	39.00	1.535	6	0.00	0.01	835.T-0400-A1-MF	☆	6.00	.236	3.80	.149	74.40	2.929	12.00	.472	20	290	COROMANT
4.01	.157	39.00	1.535	6	0.00	0.01	835.T-0401-A1-MF	☆	6.00	.236	3.80	.149	74.40	2.929	12.00	.472	20	290	COROMANT
4.02	.158	39.00	1.535	6	0.00	0.01	835.T-0402-A1-MF	☆	6.00	.236	3.80	.149	74.40	2.929	12.00	.472	20	290	COROMANT
4.03	.158	39.00	1.535	6	0.00	0.01	835.T-0403-A1-MF	☆	6.00	.236	3.80	.149	74.39	2.928	12.00	.472	20	290	COROMANT
4.50	.177	39.00	1.535	6	0.00	0.01	835.T-0450-A1-MF	☆	6.00	.236	4.30	.169	74.32	2.925	12.00	.472	20	290	COROMANT
4.97	.195	39.00	1.535	6	0.00	0.01	835.T-0497-A1-MF	☆	6.00	.236	4.80	.188	74.25	2.923	12.00	.472	20	290	COROMANT
4.98	.196	39.00	1.535	6	0.00	0.01	835.T-0498-A1-MF	☆	6.00	.236	4.80	.188	74.25	2.923	12.00	.472	20	290	COROMANT
4.99	.196	39.00	1.535	6	0.00	0.01	835.T-0499-A1-MF	☆	6.00	.236	4.80	.188	74.25	2.923	12.00	.472	20	290	COROMANT
5.00	.196	39.00	1.535	6	0.00	0.01	835.T-0500-A1-MF	☆	6.00	.236	4.80	.188	74.25	2.923	12.00	.472	20	290	COROMANT
5.01	.197	39.00	1.535	6	0.00	0.01	835.T-0501-A1-MF	☆	6.00	.236	4.80	.188	74.25	2.923	12.00	.472	20	290	COROMANT
5.02	.197	39.00	1.535	6	0.00	0.01	835.T-0502-A1-MF	☆	6.00	.236	4.80	.188	74.25	2.923	12.00	.472	20	290	COROMANT
5.03	.198	39.00	1.535	6	0.00	0.01	835.T-0503-A1-MF	☆	6.00	.236	4.80	.188	74.24	2.922	12.00	.472	20	290	COROMANT
5.50	.216	39.00	1.535	6	0.00	0.01	835.T-0550-A1-MF	☆	6.00	.236	5.30	.208	74.17	2.920	12.00	.472	20	290	COROMANT
5.97	.235	39.00	1.535	6	0.00	0.01	835.T-0597-A1-MF	☆	6.00	.236	5.80	.228	74.10	2.917	12.00	.472	20	290	COROMANT
5.98	.235	39.00	1.535	6	0.00	0.01	835.T-0598-A1-MF	☆	6.00	.236	5.80	.228	74.10	2.917	12.00	.472	20	290	COROMANT
5.99	.235	39.00	1.535	6	0.00	0.01	835.T-0599-A1-MF	☆	6.00	.236	5.80	.228	74.10	2.917	12.00	.472	20	290	COROMANT
6.00	.236	39.00	1.535	6	0.00	0.01	835.T-0600-A1-MF	☆	6.00	.236	5.80	.228	74.10	2.917	12.00	.472	20	290	COROMANT
6.01	.236	39.00	1.535	6	0.00	0.01	835.T-0601-A1-MF	☆	6.00	.236	5.80	.228	74.10	2.917	12.00	.472	20	290	COROMANT
6.02	.237	39.00	1.535	6	0.00	0.01	835.T-0602-A1-MF	☆	6.00	.236	5.80	.228	74.10	2.917	12.00	.472	20	290	COROMANT
6.03	.237	39.00	1.535	6	0.00	0.01	835.T-0603-A1-MF	☆	6.00	.236	5.80	.228	74.09	2.916	12.00	.472	20	290	COROMANT
6.50	.255	64.00	2.519	8	0.00	0.01	835.T-0650-A1-MF	☆	8.00	.314	6.30	.248	99.02	3.898	16.00	.629	20	290	COROMANT
7.00	.275	64.00	2.519	8	0.00	0.01	835.T-0700-A1-MF	☆	8.00	.314	6.80	.267	98.95	3.895	16.00	.629	20	290	COROMANT
7.50	.295	64.00	2.519	8	0.00	0.01	835.T-0750-A1-MF	☆	8.00	.314	7.30	.287	98.87	3.892	16.00	.629	20	290	COROMANT
7.97	.313	64.00	2.519	8	0.00	0.01	835.T-0797-A1-MF	☆	8.00	.314	7.80	.307	98.80	3.889	16.00	.629	20	290	COROMANT
7.98	.314	64.00	2.519	8	0.00	0.01	835.T-0798-A1-MF	☆	8.00	.314	7.80	.307	98.80	3.889	16.00	.629	20	290	COROMANT
7.99	.314	64.00	2.519	8	0.00	0.01	835.T-0799-A1-MF	☆	8.00	.314	7.80	.307	98.80	3.889	16.00	.629	20	290	COROMANT
8.00	.314	64.00	2.519	8	0.00	0.01	835.T-0800-A1-MF	☆	8.00	.314	7.80	.307	98.80	3.889	16.00	.629	20	290	COROMANT
8.01	.315	64.00	2.519	8	0.00	0.01	835.T-0801-A1-MF	☆	8.00	.314	7.80	.307	98.80	3.889	16.00	.629	20	290	COROMANT
8.02	.315	64.00	2.519	8	0.00	0.01	835.T-0802-A1-MF	☆	8.00	.314	7.80	.307	98.79	3.889	16.00	.629	20	290	COROMANT
8.03	.316	64.00	2.519	8	0.00	0.01	835.T-0803-A1-MF	☆	8.00	.314	7.80	.307	98.79	3.889	16.00	.629	20	290	COROMANT
8.50	.334	60.00	2.362	10	0.00	0.01	835.T-0850-A1-MF	☆	10.00	.393	8.30	.326	98.72	3.886	20.00	.787	20	290	COROMANT
9.00	.354	60.00	2.362	10	0.00	0.01	835.T-0900-A1-MF	☆	10.00	.393	8.80	.346	98.65	3.883	20.00	.787	20	290	COROMANT
9.50	.374	80.00	3.149	10	0.00	0.01	835.T-0950-A1-MF	☆	10.00	.393	9.30	.366	118.57	4.668	20.00	.787	20	290	COROMANT
9.97	.392	80.00	3.149	10	0.00	0.01	835.T-0997-A1-MF	☆	10.00	.393	9.80	.385	118.50	4.665	20.00	.787	20	290	COROMANT
9.98	.392	80.00	3.149	10	0.00	0.01	835.T-0998-A1-MF	☆	10.00	.393	9.80	.385	118.50	4.665	20.00	.787	20	290	COROMANT
9.99	.393	80.00	3.149	10	0.00	0.01	835.T-0999-A1-MF	☆	10.00	.393	9.80	.385	118.50	4.665	20.00	.787	20	290	COROMANT
10.00	.393	80.00	3.149	10	0.00	0.01	835.T-1000-A1-MF	☆	10.00	.393	9.80	.385	118.50	4.665	20.00	.787	20	290	COROMANT
10.01	.394	80.00	3.149	10	0.00	0.01	835.T-1001-A1-MF	☆	10.00	.393	9.80	.385	118.50	4.665	20.00	.787	20	290	COROMANT
10.02	.394	80.00	3.149	10	0.00	0.01	835.T-1002-A1-MF	☆	10.00	.393	9.80	.385	118.49	4.664	20.00	.787	20	290	COROMANT
10.03	.394	80.00	3.149	10	0.00	0.01	835.T-1003-A1-MF	☆	10.00	.393	9.80	.385	118.49	4.664	20.00	.787	20	290	COROMANT
10.50	.413	75.00	2.952	12	0.00	0.01	835.T-1050-A1-MF	☆	12.00	.472	10.30	.405	118.42	4.662	20.00	.787	20	290	COROMANT
11.00	.433	75.00	2.952	12	0.00	0.01	835.T-1100-A1-MF	☆	12.00	.472	10.80	.425	118.35	4.659	20.00	.787	20	290	COROMANT
11.50	.452	75.00	2.952	12	0.00	0.01	835.T-1150-A1-MF	☆	12.00	.472	11.30	.444	118.27	4.656	20.00	.787	20	290	COROMANT
11.97	.471	75.00	2.952	12	0.00	0.01	835.T-1197-A1-MF	☆	12.00	.472	11.80	.464	118.20	4.653	20.00	.787	20	290	COROMANT
11.98	.471	75.00	2.952	12	0.00	0.01	835.T-1198-A1-MF	☆	12.00	.472	11.80	.464	118.20	4.653	20.00	.787	20	290	COROMANT

O5

Q5

N20

Q1

Q35

Escariador de metal duro integral CoroReamer™ 835

Estría helicoidal

Para agujeros pasantes

TCHA H7
CNSC 1

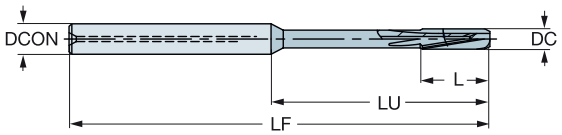

DC	DC"	LU	LU"	CZC_{MS}	TCHAL	TCHAU	Código de pedido	M 1024	Dimensiones, mm, pulg. DCON	DCON"	PHD	PHD"	LF	LF"	L	L"	CP Bar	CP PSI	BSG
11.99	.472	75.00	2.952	12	0.00	0.01	**835.T-1199-A1-MF**	☆	12.00	.472	11.80	.464	118.20	4.653	20.00	.787	20	290	COROMANT
12.00	.472	75.00	2.952	12	0.00	0.01	**835.T-1200-A1-MF**	☆	12.00	.472	11.80	.464	118.20	4.653	20.00	.787	20	290	COROMANT
12.01	.472	75.00	2.952	12	0.00	0.01	**835.T-1201-A1-MF**	☆	12.00	.472	11.80	.464	118.20	4.653	20.00	.787	20	290	COROMANT
12.02	.473	75.00	2.952	12	0.00	0.01	**835.T-1202-A1-MF**	☆	12.00	.472	11.80	.464	118.19	4.653	20.00	.787	20	290	COROMANT
12.03	.473	75.00	2.952	12	0.00	0.01	**835.T-1203-A1-MF**	☆	12.00	.472	11.80	.464	118.19	4.653	20.00	.787	20	290	COROMANT
13.00	.511	85.00	3.346	14	0.00	0.01	**835.T-1300-A1-MF**	☆	14.00	.551	12.80	.503	128.05	5.041	22.00	.866	20	290	COROMANT
14.00	.551	85.00	3.346	14	0.00	0.01	**835.T-1400-A1-MF**	☆	14.00	.551	13.80	.543	127.90	5.035	22.00	.866	20	290	COROMANT
15.00	.590	82.00	3.228	16	0.00	0.01	**835.T-1500-A1-MF**	☆	16.00	.629	14.80	.582	127.75	5.029	22.00	.866	20	290	COROMANT
16.00	.629	102.00	4.015	16	0.00	0.01	**835.T-1600-A1-MF**	☆	16.00	.629	15.80	.622	147.60	5.811	25.00	.984	20	290	COROMANT
17.00	.669	102.00	4.015	18	0.00	0.01	**835.T-1700-A1-MF**	☆	18.00	.708	16.80	.661	147.45	5.805	25.00	.984	20	290	COROMANT
18.00	.708	102.00	4.015	18	0.00	0.01	**835.T-1800-A1-MF**	☆	18.00	.708	17.80	.700	147.30	5.799	25.00	.984	20	290	COROMANT
19.00	.748	100.00	3.937	20	0.00	0.02	**835.T-1900-A1-MF**	☆	20.00	.787	18.80	.740	147.14	5.792	25.00	.984	20	290	COROMANT
20.00	.787	100.00	3.937	20	0.00	0.02	**835.T-2000-A1-MF**	☆	20.00	.787	19.80	.779	146.99	5.787	25.00	.984	20	290	COROMANT

O5 Q5 N20 Q1 Q35

Escariador de metal duro integral CoroReamer™ 435

Estría Recta

Para agujeros ciegos

TCHA H7
CNSC 1

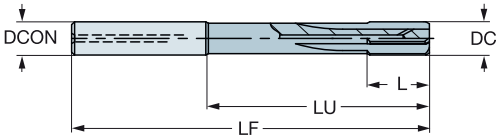

DC	DC"	LU	LU"	CZC_{MS}	TCHAL	TCHAU	Código de pedido	P H10F	K H10F	N H10F	Dimensiones, mm, pulg. DCON	DCON"	PHD	PHD"	LF	LF"	L	L"	CP Bar	CP PSI	BSG
3.97	.156	39.00	1.535	6	0.00	0.01	435.B-0397-A1-XF	☆	☆	☆	6.00	.236	3.80	.149	74.40	2.929	12.00	.472	20	290	COROMANT
3.98	.156	39.00	1.535	6	0.00	0.01	435.B-0398-A1-XF	☆	☆	☆	6.00	.236	3.80	.149	74.40	2.929	12.00	.472	20	290	COROMANT
3.99	.157	39.00	1.535	6	0.00	0.01	435.B-0399-A1-XF	☆	☆	☆	6.00	.236	3.80	.149	74.40	2.929	12.00	.472	20	290	COROMANT
4.00	.157	39.00	1.535	6	0.00	0.01	435.B-0400-A1-XF	☆	☆	☆	6.00	.236	3.80	.149	74.40	2.929	12.00	.472	20	290	COROMANT
4.01	.157	39.00	1.535	6	0.00	0.01	435.B-0401-A1-XF	☆	☆	☆	6.00	.236	3.80	.149	74.40	2.929	12.00	.472	20	290	COROMANT
4.02	.158	39.00	1.535	6	0.00	0.01	435.B-0402-A1-XF	☆	☆	☆	6.00	.236	3.80	.149	74.40	2.929	12.00	.472	20	290	COROMANT
4.03	.158	39.00	1.535	6	0.00	0.01	435.B-0403-A1-XF	☆	☆	☆	6.00	.236	3.80	.149	74.39	2.928	12.00	.472	20	290	COROMANT
4.50	.177	39.00	1.535	6	0.00	0.01	435.B-0450-A1-XF	☆	☆	☆	6.00	.236	4.30	.169	74.32	2.925	12.00	.472	20	290	COROMANT
4.97	.195	39.00	1.535	6	0.00	0.01	435.B-0497-A1-XF	☆	☆	☆	6.00	.236	4.80	.188	74.25	2.923	12.00	.472	20	290	COROMANT
4.98	.196	39.00	1.535	6	0.00	0.01	435.B-0498-A1-XF	☆	☆	☆	6.00	.236	4.80	.188	74.25	2.923	12.00	.472	20	290	COROMANT
4.99	.196	39.00	1.535	6	0.00	0.01	435.B-0499-A1-XF	☆	☆	☆	6.00	.236	4.80	.188	74.25	2.923	12.00	.472	20	290	COROMANT
5.00	.196	39.00	1.535	6	0.00	0.01	435.B-0500-A1-XF	☆	☆	☆	6.00	.236	4.80	.188	74.25	2.923	12.00	.472	20	290	COROMANT
5.01	.197	39.00	1.535	6	0.00	0.01	435.B-0501-A1-XF	☆	☆	☆	6.00	.236	4.80	.188	74.25	2.923	12.00	.472	20	290	COROMANT
5.02	.197	39.00	1.535	6	0.00	0.01	435.B-0502-A1-XF	☆	☆	☆	6.00	.236	4.80	.188	74.25	2.923	12.00	.472	20	290	COROMANT
5.03	.198	39.00	1.535	6	0.00	0.01	435.B-0503-A1-XF	☆	☆	☆	6.00	.236	4.80	.188	74.24	2.922	12.00	.472	20	290	COROMANT
5.50	.216	39.00	1.535	6	0.00	0.01	435.B-0550-A1-XF	☆	☆	☆	6.00	.236	5.30	.208	74.17	2.920	12.00	.472	20	290	COROMANT
5.97	.235	39.00	1.535	6	0.00	0.01	435.B-0597-A1-XF	☆	☆	☆	6.00	.236	5.80	.228	74.10	2.917	12.00	.472	20	290	COROMANT
5.98	.235	39.00	1.535	6	0.00	0.01	435.B-0598-A1-XF	☆	☆	☆	6.00	.236	5.80	.228	74.10	2.917	12.00	.472	20	290	COROMANT
5.99	.235	39.00	1.535	6	0.00	0.01	435.B-0599-A1-XF	☆	☆	☆	6.00	.236	5.80	.228	74.10	2.917	12.00	.472	20	290	COROMANT
6.00	.236	39.00	1.535	6	0.00	0.01	435.B-0600-A1-XF	☆	☆	☆	6.00	.236	5.80	.228	74.10	2.917	12.00	.472	20	290	COROMANT
6.01	.236	39.00	1.535	6	0.00	0.01	435.B-0601-A1-XF	☆	☆	☆	6.00	.236	5.80	.228	74.10	2.917	12.00	.472	20	290	COROMANT
6.02	.237	39.00	1.535	6	0.00	0.01	435.B-0602-A1-XF	☆	☆	☆	6.00	.236	5.80	.228	74.10	2.917	12.00	.472	20	290	COROMANT
6.03	.237	39.00	1.535	6	0.00	0.01	435.B-0603-A1-XF	☆	☆	☆	6.00	.236	5.80	.228	74.09	2.916	12.00	.472	20	290	COROMANT
6.50	.255	64.00	2.519	8	0.00	0.01	435.B-0650-A1-XF	☆	☆	☆	8.00	.314	6.30	.248	99.02	3.898	16.00	.629	20	290	COROMANT
7.00	.275	64.00	2.519	8	0.00	0.01	435.B-0700-A1-XF	☆	☆	☆	8.00	.314	6.80	.267	98.95	3.895	16.00	.629	20	290	COROMANT
7.50	.295	64.00	2.519	8	0.00	0.01	435.B-0750-A1-XF	☆	☆	☆	8.00	.314	7.30	.287	98.87	3.892	16.00	.629	20	290	COROMANT
7.97	.313	64.00	2.519	8	0.00	0.01	435.B-0797-A1-XF	☆	☆	☆	8.00	.314	7.80	.307	98.80	3.889	16.00	.629	20	290	COROMANT
7.98	.314	64.00	2.519	8	0.00	0.01	435.B-0798-A1-XF	☆	☆	☆	8.00	.314	7.80	.307	98.80	3.889	16.00	.629	20	290	COROMANT
7.99	.314	64.00	2.519	8	0.00	0.01	435.B-0799-A1-XF	☆	☆	☆	8.00	.314	7.80	.307	98.80	3.889	16.00	.629	20	290	COROMANT
8.00	.314	64.00	2.519	8	0.00	0.01	435.B-0800-A1-XF	☆	☆	☆	8.00	.314	7.80	.307	98.80	3.889	16.00	.629	20	290	COROMANT
8.01	.315	64.00	2.519	8	0.00	0.01	435.B-0801-A1-XF	☆	☆	☆	8.00	.314	7.80	.307	98.80	3.889	16.00	.629	20	290	COROMANT
8.02	.315	64.00	2.519	8	0.00	0.01	435.B-0802-A1-XF	☆	☆	☆	8.00	.314	7.80	.307	98.79	3.889	16.00	.629	20	290	COROMANT
8.03	.316	64.00	2.519	8	0.00	0.01	435.B-0803-A1-XF	☆	☆	☆	8.00	.314	7.80	.307	98.79	3.889	16.00	.629	20	290	COROMANT
8.50	.334	60.00	2.362	10	0.00	0.01	435.B-0850-A1-XF	☆	☆	☆	10.00	.393	8.30	.326	98.72	3.886	20.00	.787	20	290	COROMANT
9.00	.354	60.00	2.362	10	0.00	0.01	435.B-0900-A1-XF	☆	☆	☆	10.00	.393	8.80	.346	98.65	3.883	20.00	.787	20	290	COROMANT
9.50	.374	80.00	3.149	10	0.00	0.01	435.B-0950-A1-XF	☆	☆	☆	10.00	.393	9.30	.366	118.57	4.668	20.00	.787	20	290	COROMANT
9.97	.392	80.00	3.149	10	0.00	0.01	435.B-0997-A1-XF	☆	☆	☆	10.00	.393	9.80	.385	118.50	4.665	20.00	.787	20	290	COROMANT
9.98	.392	80.00	3.149	10	0.00	0.01	435.B-0998-A1-XF	☆	☆	☆	10.00	.393	9.80	.385	118.50	4.665	20.00	.787	20	290	COROMANT
9.99	.393	80.00	3.149	10	0.00	0.01	435.B-0999-A1-XF	☆	☆	☆	10.00	.393	9.80	.385	118.50	4.665	20.00	.787	20	290	COROMANT
10.00	.393	80.00	3.149	10	0.00	0.01	435.B-1000-A1-XF	☆	☆	☆	10.00	.393	9.80	.385	118.50	4.665	20.00	.787	20	290	COROMANT
10.01	.394	80.00	3.149	10	0.00	0.01	435.B-1001-A1-XF	☆	☆	☆	10.00	.393	9.80	.385	118.50	4.665	20.00	.787	20	290	COROMANT
10.02	.394	80.00	3.149	10	0.00	0.01	435.B-1002-A1-XF	☆	☆	☆	10.00	.393	9.80	.385	118.49	4.664	20.00	.787	20	290	COROMANT
10.03	.394	80.00	3.149	10	0.00	0.01	435.B-1003-A1-XF	☆	☆	☆	10.00	.393	9.80	.385	118.49	4.664	20.00	.787	20	290	COROMANT
10.50	.413	75.00	2.952	12	0.00	0.01	435.B-1050-A1-XF	☆	☆	☆	12.00	.472	10.30	.405	118.42	4.662	20.00	.787	20	290	COROMANT
11.00	.433	75.00	2.952	12	0.00	0.01	435.B-1100-A1-XF	☆	☆	☆	12.00	.472	10.80	.425	118.35	4.659	20.00	.787	20	290	COROMANT
11.50	.452	75.00	2.952	12	0.00	0.01	435.B-1150-A1-XF	☆	☆	☆	12.00	.472	11.30	.444	118.27	4.656	20.00	.787	20	290	COROMANT
11.97	.471	75.00	2.952	12	0.00	0.01	435.B-1197-A1-XF	☆	☆	☆	12.00	.472	11.80	.464	118.20	4.653	20.00	.787	20	290	COROMANT
11.98	.471	75.00	2.952	12	0.00	0.01	435.B-1198-A1-XF	☆	☆	☆	12.00	.472	11.80	.464	118.20	4.653	20.00	.787	20	290	COROMANT

O5
Q5
N24
Q1
Q35

Escariador de metal duro integral CoroReamer™ 435

Estría Recta

Para agujeros ciegos

TCHA H7
CNSC 1

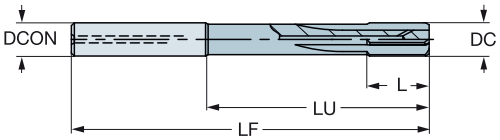

DC	DC"	LU	LU"	CZC_{MS}	TCHAL	TCHAU	Código de pedido	P H10F	K H10F	N H10F	Dimensiones, mm, pulg. DCON	DCON"	PHD	PHD"	LF	LF"	L	L"	CP Bar	CP PSI	BSG
11.99	.472	75.00	2.952	12	0.00	0.01	**435.B-1199-A1-XF**	☆	☆	☆	12.00	.472	11.80	.464	118.20	4.653	20.00	.787	20	290	COROMANT
12.00	.472	75.00	2.952	12	0.00	0.01	**435.B-1200-A1-XF**	☆	☆	☆	12.00	.472	11.80	.464	118.20	4.653	20.00	.787	20	290	COROMANT
12.01	.472	75.00	2.952	12	0.00	0.01	**435.B-1201-A1-XF**	☆	☆	☆	12.00	.472	11.80	.464	118.20	4.653	20.00	.787	20	290	COROMANT
12.02	.473	75.00	2.952	12	0.00	0.01	**435.B-1202-A1-XF**	☆	☆	☆	12.00	.472	11.80	.464	118.19	4.653	20.00	.787	20	290	COROMANT
12.03	.473	75.00	2.952	12	0.00	0.01	**435.B-1203-A1-XF**	☆	☆	☆	12.00	.472	11.80	.464	118.19	4.653	20.00	.787	20	290	COROMANT
13.00	.511	85.00	3.346	14	0.00	0.01	**435.B-1300-A1-XF**	☆	☆	☆	14.00	.551	12.80	.503	128.05	5.041	22.00	.866	20	290	COROMANT
14.00	.551	85.00	3.346	14	0.00	0.01	**435.B-1400-A1-XF**	☆	☆	☆	14.00	.551	13.80	.543	127.90	5.035	22.00	.866	20	290	COROMANT
15.00	.590	82.00	3.228	16	0.00	0.01	**435.B-1500-A1-XF**	☆	☆	☆	16.00	.629	14.80	.582	127.75	5.029	22.00	.866	20	290	COROMANT
16.00	.629	102.00	4.015	16	0.00	0.01	**435.B-1600-A1-XF**	☆	☆	☆	16.00	.629	15.80	.622	147.60	5.811	25.00	.984	20	290	COROMANT
17.00	.669	102.00	4.015	18	0.00	0.01	**435.B-1700-A1-XF**	☆	☆	☆	18.00	.708	16.80	.661	147.45	5.805	25.00	.984	20	290	COROMANT
18.00	.708	102.00	4.015	18	0.00	0.01	**435.B-1800-A1-XF**	☆	☆	☆	18.00	.708	17.80	.700	147.30	5.799	25.00	.984	20	290	COROMANT
19.00	.748	100.00	3.937	20	0.00	0.02	**435.B-1900-A1-XF**	☆	☆	☆	20.00	.787	18.80	.740	147.14	5.792	25.00	.984	20	290	COROMANT
20.00	.787	100.00	3.937	20	0.00	0.02	**435.B-2000-A1-XF**	☆	☆	☆	20.00	.787	19.80	.779	146.99	5.787	25.00	.984	20	290	COROMANT

O5 Q5 N24 Q1 Q35

Escariador de metal duro integral CoroReamer™ 435

Estría helicoidal

Para agujeros pasantes

TCHA H7
CNSC 1

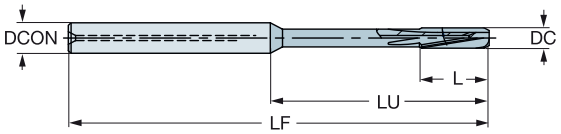

								P	K	N	Dimensiones, mm, pulg.										
DC	DC"	LU	LU"	CZC_{MS}	TCHAL	TCHAU	Código de pedido	H10F	H10F	H10F	DCON	DCON"	PHD	PHD"	LF	LF"	L	L"	CP Bar	CP PSI	BSG
3.97	.156	39.00	1.535	6	0.00	0.01	435.T-0397-A1-XF	☆	☆	☆	6.00	.236	3.80	.149	74.40	2.929	12.00	.472	20	290	COROMANT
3.98	.156	39.00	1.535	6	0.00	0.01	435.T-0398-A1-XF	☆	☆	☆	6.00	.236	3.80	.149	74.40	2.929	12.00	.472	20	290	COROMANT
3.99	.157	39.00	1.535	6	0.00	0.01	435.T-0399-A1-XF	☆	☆	☆	6.00	.236	3.80	.149	74.40	2.929	12.00	.472	20	290	COROMANT
4.00	.157	39.00	1.535	6	0.00	0.01	435.T-0400-A1-XF	☆	☆	☆	6.00	.236	3.80	.149	74.40	2.929	12.00	.472	20	290	COROMANT
4.01	.157	39.00	1.535	6	0.00	0.01	435.T-0401-A1-XF	☆	☆	☆	6.00	.236	3.80	.149	74.40	2.929	12.00	.472	20	290	COROMANT
4.02	.158	39.00	1.535	6	0.00	0.01	435.T-0402-A1-XF	☆	☆	☆	6.00	.236	3.80	.149	74.40	2.929	12.00	.472	20	290	COROMANT
4.03	.158	39.00	1.535	6	0.00	0.01	435.T-0403-A1-XF	☆	☆	☆	6.00	.236	3.80	.149	74.39	2.928	12.00	.472	20	290	COROMANT
4.50	.177	39.00	1.535	6	0.00	0.01	435.T-0450-A1-XF	☆	☆	☆	6.00	.236	4.30	.169	74.32	2.925	12.00	.472	20	290	COROMANT
4.97	.195	39.00	1.535	6	0.00	0.01	435.T-0497-A1-XF	☆	☆	☆	6.00	.236	4.80	.188	74.25	2.923	12.00	.472	20	290	COROMANT
4.98	.196	39.00	1.535	6	0.00	0.01	435.T-0498-A1-XF	☆	☆	☆	6.00	.236	4.80	.188	74.25	2.923	12.00	.472	20	290	COROMANT
4.99	.196	39.00	1.535	6	0.00	0.01	435.T-0499-A1-XF	☆	☆	☆	6.00	.236	4.80	.188	74.25	2.923	12.00	.472	20	290	COROMANT
5.00	.196	39.00	1.535	6	0.00	0.01	435.T-0500-A1-XF	☆	☆	☆	6.00	.236	4.80	.188	74.25	2.923	12.00	.472	20	290	COROMANT
5.01	.197	39.00	1.535	6	0.00	0.01	435.T-0501-A1-XF	☆	☆	☆	6.00	.236	4.80	.188	74.25	2.923	12.00	.472	20	290	COROMANT
5.02	.197	39.00	1.535	6	0.00	0.01	435.T-0502-A1-XF	☆	☆	☆	6.00	.236	4.80	.188	74.25	2.923	12.00	.472	20	290	COROMANT
5.03	.198	39.00	1.535	6	0.00	0.01	435.T-0503-A1-XF	☆	☆	☆	6.00	.236	4.80	.188	74.24	2.922	12.00	.472	20	290	COROMANT
5.50	.216	39.00	1.535	6	0.00	0.01	435.T-0550-A1-XF	☆	☆	☆	6.00	.236	5.30	.208	74.17	2.920	12.00	.472	20	290	COROMANT
5.97	.235	39.00	1.535	6	0.00	0.01	435.T-0597-A1-XF	☆	☆	☆	6.00	.236	5.80	.228	74.10	2.917	12.00	.472	20	290	COROMANT
5.98	.235	39.00	1.535	6	0.00	0.01	435.T-0598-A1-XF	☆	☆	☆	6.00	.236	5.80	.228	74.10	2.917	12.00	.472	20	290	COROMANT
5.99	.235	39.00	1.535	6	0.00	0.01	435.T-0599-A1-XF	☆	☆	☆	6.00	.236	5.80	.228	74.10	2.917	12.00	.472	20	290	COROMANT
6.00	.236	39.00	1.535	6	0.00	0.01	435.T-0600-A1-XF	☆	☆	☆	6.00	.236	5.80	.228	74.10	2.917	12.00	.472	20	290	COROMANT
6.01	.236	39.00	1.535	6	0.00	0.01	435.T-0601-A1-XF	☆	☆	☆	6.00	.236	5.80	.228	74.10	2.917	12.00	.472	20	290	COROMANT
6.02	.237	39.00	1.535	6	0.00	0.01	435.T-0602-A1-XF	☆	☆	☆	6.00	.236	5.80	.228	74.10	2.917	12.00	.472	20	290	COROMANT
6.03	.237	39.00	1.535	6	0.00	0.01	435.T-0603-A1-XF	☆	☆	☆	6.00	.236	5.80	.228	74.09	2.916	12.00	.472	20	290	COROMANT
6.50	.255	64.00	2.519	8	0.00	0.01	435.T-0650-A1-XF	☆	☆	☆	8.00	.314	6.30	.248	99.02	3.898	16.00	.629	20	290	COROMANT
7.00	.275	64.00	2.519	8	0.00	0.01	435.T-0700-A1-XF	☆	☆	☆	8.00	.314	6.80	.267	98.95	3.895	16.00	.629	20	290	COROMANT
7.50	.295	64.00	2.519	8	0.00	0.01	435.T-0750-A1-XF	☆	☆	☆	8.00	.314	7.30	.287	98.87	3.892	16.00	.629	20	290	COROMANT
7.97	.313	64.00	2.519	8	0.00	0.01	435.T-0797-A1-XF	☆	☆	☆	8.00	.314	7.80	.307	98.80	3.889	16.00	.629	20	290	COROMANT
7.98	.314	64.00	2.519	8	0.00	0.01	435.T-0798-A1-XF	☆	☆	☆	8.00	.314	7.80	.307	98.80	3.889	16.00	.629	20	290	COROMANT
7.99	.314	64.00	2.519	8	0.00	0.01	435.T-0799-A1-XF	☆	☆	☆	8.00	.314	7.80	.307	98.80	3.889	16.00	.629	20	290	COROMANT
8.00	.314	64.00	2.519	8	0.00	0.01	435.T-0800-A1-XF	☆	☆	☆	8.00	.314	7.80	.307	98.80	3.889	16.00	.629	20	290	COROMANT
8.01	.315	64.00	2.519	8	0.00	0.01	435.T-0801-A1-XF	☆	☆	☆	8.00	.314	7.80	.307	98.80	3.889	16.00	.629	20	290	COROMANT
8.02	.315	64.00	2.519	8	0.00	0.01	435.T-0802-A1-XF	☆	☆	☆	8.00	.314	7.80	.307	98.79	3.889	16.00	.629	20	290	COROMANT
8.03	.316	64.00	2.519	8	0.00	0.01	435.T-0803-A1-XF	☆	☆	☆	8.00	.314	7.80	.307	98.79	3.889	16.00	.629	20	290	COROMANT
8.50	.334	60.00	2.362	10	0.00	0.01	435.T-0850-A1-XF	☆	☆	☆	10.00	.393	8.30	.326	98.72	3.886	20.00	.787	20	290	COROMANT
9.00	.354	60.00	2.362	10	0.00	0.01	435.T-0900-A1-XF	☆	☆	☆	10.00	.393	8.80	.346	98.65	3.883	20.00	.787	20	290	COROMANT
9.50	.374	80.00	3.149	10	0.00	0.01	435.T-0950-A1-XF	☆	☆	☆	10.00	.393	9.30	.366	118.57	4.668	20.00	.787	20	290	COROMANT
9.97	.392	80.00	3.149	10	0.00	0.01	435.T-0997-A1-XF	☆	☆	☆	10.00	.393	9.80	.385	118.50	4.665	20.00	.787	20	290	COROMANT
9.98	.392	80.00	3.149	10	0.00	0.01	435.T-0998-A1-XF	☆	☆	☆	10.00	.393	9.80	.385	118.50	4.665	20.00	.787	20	290	COROMANT
9.99	.393	80.00	3.149	10	0.00	0.01	435.T-0999-A1-XF	☆	☆	☆	10.00	.393	9.80	.385	118.50	4.665	20.00	.787	20	290	COROMANT
10.00	.393	80.00	3.149	10	0.00	0.01	435.T-1000-A1-XF	☆	☆	☆	10.00	.393	9.80	.385	118.50	4.665	20.00	.787	20	290	COROMANT
10.01	.394	80.00	3.149	10	0.00	0.01	435.T-1001-A1-XF	☆	☆	☆	10.00	.393	9.80	.385	118.50	4.665	20.00	.787	20	290	COROMANT
10.02	.394	80.00	3.149	10	0.00	0.01	435.T-1002-A1-XF	☆	☆	☆	10.00	.393	9.80	.385	118.49	4.664	20.00	.787	20	290	COROMANT
10.03	.394	80.00	3.149	10	0.00	0.01	435.T-1003-A1-XF	☆	☆	☆	10.00	.393	9.80	.385	118.49	4.664	20.00	.787	20	290	COROMANT
10.50	.413	75.00	2.952	12	0.00	0.01	435.T-1050-A1-XF	☆	☆	☆	12.00	.472	10.30	.405	118.42	4.662	20.00	.787	20	290	COROMANT
11.00	.433	75.00	2.952	12	0.00	0.01	435.T-1100-A1-XF	☆	☆	☆	12.00	.472	10.80	.425	118.35	4.659	20.00	.787	20	290	COROMANT
11.50	.452	75.00	2.952	12	0.00	0.01	435.T-1150-A1-XF	☆	☆	☆	12.00	.472	11.30	.444	118.27	4.656	20.00	.787	20	290	COROMANT
11.97	.471	75.00	2.952	12	0.00	0.01	435.T-1197-A1-XF	☆	☆	☆	12.00	.472	11.80	.464	118.20	4.653	20.00	.787	20	290	COROMANT
11.98	.471	75.00	2.952	12	0.00	0.01	435.T-1198-A1-XF	☆	☆	☆	12.00	.472	11.80	.464	118.20	4.653	20.00	.787	20	290	COROMANT

O5 Q5 N24 Q1 Q35

Escariador de metal duro integral CoroReamer™ 435

Estría helicoidal

Para agujeros pasantes

TCHA H7
CNSC 1

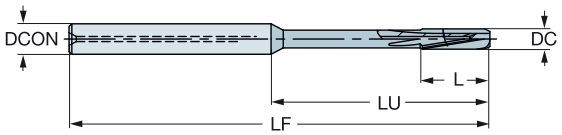

DC	DC"	LU	LU"	CZC_{MS}	TCHAL	TCHAU	Código de pedido	P H10F	K H10F	N H10F	Dimensiones, mm, pulg. DCON	DCON"	PHD	PHD"	LF	LF"	L	L"	CP Bar	CP PSI	BSG
11.99	.472	75.00	2.952	12	0.00	0.01	**435.T-1199-A1-XF**	☆	☆	☆	12.00	.472	11.80	.464	118.20	4.653	20.00	.787	20	290	COROMANT
12.00	.472	75.00	2.952	12	0.00	0.01	**435.T-1200-A1-XF**	☆	☆	☆	12.00	.472	11.80	.464	118.20	4.653	20.00	.787	20	290	COROMANT
12.01	.472	75.00	2.952	12	0.00	0.01	**435.T-1201-A1-XF**	☆	☆	☆	12.00	.472	11.80	.464	118.20	4.653	20.00	.787	20	290	COROMANT
12.02	.473	75.00	2.952	12	0.00	0.01	**435.T-1202-A1-XF**	☆	☆	☆	12.00	.472	11.80	.464	118.19	4.653	20.00	.787	20	290	COROMANT
12.03	.473	75.00	2.952	12	0.00	0.01	**435.T-1203-A1-XF**	☆	☆	☆	12.00	.472	11.80	.464	118.19	4.653	20.00	.787	20	290	COROMANT
13.00	.511	85.00	3.346	14	0.00	0.01	**435.T-1300-A1-XF**	☆	☆	☆	14.00	.551	12.80	.503	128.05	5.041	22.00	.866	20	290	COROMANT
14.00	.551	85.00	3.346	14	0.00	0.01	**435.T-1400-A1-XF**	☆	☆	☆	14.00	.551	13.80	.543	127.90	5.035	22.00	.866	20	290	COROMANT
15.00	.590	82.00	3.228	16	0.00	0.01	**435.T-1500-A1-XF**	☆	☆	☆	16.00	.629	14.80	.582	127.75	5.029	22.00	.866	20	290	COROMANT
16.00	.629	102.00	4.015	16	0.00	0.01	**435.T-1600-A1-XF**	☆	☆	☆	16.00	.629	15.80	.622	147.60	5.811	25.00	.984	20	290	COROMANT
17.00	.669	102.00	4.015	18	0.00	0.01	**435.T-1700-A1-XF**	☆	☆	☆	18.00	.708	16.80	.661	147.45	5.805	25.00	.984	20	290	COROMANT
18.00	.708	102.00	4.015	18	0.00	0.01	**435.T-1800-A1-XF**	☆	☆	☆	18.00	.708	17.80	.700	147.30	5.799	25.00	.984	20	290	COROMANT
19.00	.748	100.00	3.937	20	0.00	0.02	**435.T-1900-A1-XF**	☆	☆	☆	20.00	.787	18.80	.740	147.14	5.792	25.00	.984	20	290	COROMANT
20.00	.787	100.00	3.937	20	0.00	0.02	**435.T-2000-A1-XF**	☆	☆	☆	20.00	.787	19.80	.779	146.99	5.787	25.00	.984	20	290	COROMANT

O5 Q5 N24 Q1 Q35

SANDVIK Coromant

Datos de corte para escariador 830

Valores métricos

ISO	CMC	Material	Dureza Brinell HB	Calidad	Velocidad de corte V_c M/min	Avance f_z mm/plaquita	Profundidad de corte radial a_p mm
P		**Acero no aleado**					
	01.1	No templado 0,10-0,25% C	90-200		150-200	0.15-0.25	
	01.2	No templado 0,25-0,55% C	125-225	P10R	150-200	0.15-0.25	0.1-0.3
	01.3	No templado 0,55-0,80% C	150-225		140-180	0.15-0.25	
	01.4	Acero de alto contenido en carbono y acero de herramientas	180-225		140-180	0.15-0.25	
		Acero de baja aleación					
	02.1	No templado	150-260	P10R	110-180	0.15-0.25	0.1-0.3
	02.2	Templado y revenido	220-400		70-130	0.10-0.20	
		Acero fundido					
	06.1	No aleado	90-225	P10R	140-180	0.15-0.25	0.1-0.3
	06.2	Baja aleación	150-250		100-150	0.15-0.25	
K		**Fundición maleable**					
	07.2	Perlítica	150-270	P10R	150-200	0.15-0.25	0.1-0.3
		Fundición nodular					
	09.2	Perlítica	200-300	P10R	110-190	0.15-0.25	0.1-0.3

Valores en pulgadas

ISO	CMC	Material	Dureza Brinell HB	Calidad	Velocidad de corte V_c p/min	Avance f_z pulg./plaquita	Profundidad de corte radial a_p pulg.
P		**Acero no aleado**					
	01.1	No templado 0,10-0,25% C	90-200		490-650	.006-.010	
	01.2	No templado 0,25-0,55% C	125-225	P10R	490-650	.006-.010	.004-.012
	01.3	No templado 0,55-0,80% C	150-225		460-590	.006-.010	
	01.4	Acero de alto contenido en carbono y acero de herramientas	180-225		460-590	.006-.010	
		Acero de baja aleación					
	02.1	No templado	150-260	P10R	360-590	.006-.010	.004-.012
	02.2	Endurecido y templado	220-400		230-425	.004-.008	
		Acero fundido					
	06.1	No aleado	90-225	P10R	460-590	.006-.010	.004-.012
	06.2	Baja aleación	150-250		330-490	.006-.010	
K		**Fundición maleable**					
	07.2	Perlítica	150-270	P10R	490-650	.006-.010	.004-.012
		Fundición nodular					
	09.2	Perlítica	200-300	P10R	360-620	.006-.010	.004-.012

Datos de corte para CoroReamer™ 835

Valores métricos

Geometría -MF

ISO	Núm. MC	Material	N/mm²	HB	MF v_c m/min Mín.	Rec.	Máx.
P	P5.0.Z.PH		503	330	24	30	36
M		**Acero inoxidable**					
	M1.0.Z.AQ	Austenítico	811	200	32	40	48
	M2.0.Z.AQ	Superaustenítico Ni≥20%	961	200	32	40	48
	M3.1.Z.AQ		674	230	24	30	36
	M3.2.Z.AQ	Dúplex (austenítico/ferrítico)	674	260	24	30	36
	M1.0.C.UT		674	200	32	40	48
	M2.0.C.AQ			200	32	40	48
	M3.1.C.AQ		1114	230	24	30	36

Geometría -PF

ISO	Núm. MC	Material	N/mm²	HB	PF vc m/min Mín.	Rec.	Máx.
P		**Acero no aleado**					
	P1.1.Z.AN	C=0.10-0.25%	428	125	148	185	222
	P1.1.Z.AN	Endurecido y templado	639	190	148	185	222
	P1.2.Z.AN	C=0.25-0.55%	639	190	148	185	222
	P1.2.Z.HT		708	210	128	160	192
	P1.3.Z.AN	C=0.55-0.80%	639	190	148	185	222
	P1.3.Z.HT		991	300	112	140	168
		Acero de baja aleación					
	P2.1.Z.AN	No templado	591	175	148	185	222
	P2.2.Z.AN	Recocido	811	240	128	160	192
	P2.3.Z.AN		867	260	112	140	168
	P2.5.Z.HT.1	Endurecido y templado	961	285	112	140	168
		Acero fundido					
	P1.5.C.UT	No aleado	503	150	148	185	222
	P2.6.C.UT	Baja aleación (elementos de aleación ≤ 5%)	674	200	128	160	192
		Acero de alta aleación					
	P3.0.Z.AN	Recocido	674	200	128	160	192
	P3.0.Z.HT.1	Acero de herram. templado	1282	380	96	120	144
	P3.1.Z.AN	Acero rápido (HSS) recocido	839	250	128	160	192
	P5.0.Z.HT.1		1114	330	128	160	192
K		**Fundición maleable**					
	K1.1.C.NS	FerríticoPerlítico	428	200	72	90	108
		Fundición gris					
	K2.1.C.UT	Baja resistencia a la tracción	639	180	96	120	144
	K2.2.C.UT	Alta resistencia a la tracción	639	245	148	185	222
	K2.3.C.UT		708	175	72	90	108
		Fundición nodular					
	K3.1.C.UT	Ferrítica	639	155	72	90	108
	K3.2.C.UT	Perlítica	991	215	72	90	108
	K3.3.C.UT	Perlítica	503	265	72	90	108
	K3.5.C.UT		591	190	72	90	108
	K5.1.C.NS	**ADI**	961	300	48	60	72

Datos de corte para CoroReamer™ 835

Valores métricos

Geometría -MF

D_c						
3	5	8	10	12	16	20
f_n mm/rev.						
0.16	0.20	0.27	0.32	0.36	0.41	0.47
0.16	0.20	0.27	0.32	0.36	0.41	0.47
0.16	0.20	0.27	0.32	0.36	0.41	0.47
0.16	0.20	0.27	0.32	0.36	0.41	0.47
0.16	0.20	0.27	0.32	0.36	0.41	0.47
0.16	0.20	0.27	0.32	0.36	0.41	0.47
0.16	0.20	0.27	0.32	0.36	0.41	0.47
0.16	0.20	0.27	0.32	0.36	0.41	0.47

Geometría -PF

D_c						
3	5	8	10	12	16	20
f_n mm/rev.						
0.3	0.7	1.0	1.0	1.5	1.5	1.5
0.3	0.7	1.0	1.0	1.5	1.5	1.5
0.3	0.7	1.0	1.0	1.5	1.5	1.5
0.3	0.7	1.0	1.0	1.5	1.5	1.5
0.3	0.7	1.0	1.0	1.5	1.5	1.5
0.21	0.5	0.7	0.7	1.0	1.0	1.0
0.3	0.7	1.0	1.0	1.5	1.5	1.5
0.3	0.7	1.0	1.0	1.5	1.5	1.5
0.21	0.5	0.7	0.7	1.0	1.0	1.0
0.21	0.5	0.7	0.7	1.0	1.0	1.0
0.3	0.7	1.0	1.0	1.5	1.5	1.5
0.3	0.7	1.0	1.0	1.5	1.5	1.5
0.3	0.7	1.0	1.0	1.5	1.5	1.5
0.21	0.5	0.7	0.7	1.0	1.0	1.0
0.3	0.7	1.0	1.0	1.5	1.5	1.5
0.3	0.7	1.0	1.0	1.5	1.5	1.5
0.3	0.7	1.0	1.0	1.5	1.5	1.5
0.3	0.7	1.0	1.0	1.5	1.5	1.5
0.3	0.7	1.0	1.0	1.5	1.5	1.5
0.3	0.7	1.0	1.0	1.5	1.5	1.5
0.3	0.7	1.0	1.0	1.5	1.5	1.5
0.3	0.7	1.0	1.0	1.5	1.5	1.5
0.3	0.7	1.0	1.0	1.5	1.5	1.5

Datos de corte para CoroReamer™ 835

Valores en pulgadas

Geometría -MF

ISO	Núm. MC	Material	N/mm²	HB	MF v_c pie/min Mín.	Rec.	Máx.
P	P5.0.Z.PH		503	330	79	98	118
M		**Acero inoxidable**					
	M1.0.Z.AQ	Austenítico	811	200	105	131	157
	M2.0.Z.AQ	Superaustenítico Ni≥20%	961	200	105	131	157
	M3.1.Z.AQ		674	230	79	98	118
	M3.2.Z.AQ	Dúplex (austenítico/ferrítico)	674	260	79	98	118
	M1.0.C.UT		674	200	105	131	157
	M2.0.C.AQ			200	105	131	157
	M3.1.C.AQ		1114	230	79	98	118

Geometría -PF

ISO	Núm. MC	Material	N/mm²	HB	PF v_c pie/min Mín.	Rec.	Máx.
P		**Acero no aleado**					
	P1.1.Z.AN	C=0.10-0.25%	428	125	486	607	728
	P1.1.Z.AN	Endurecido y templado	639	190	486	607	728
	P1.2.Z.AN	C=0.25-0.55%	639	190	486	607	728
	P1.2.Z.HT		708	210	420	525	630
	P1.3.Z.AN	C=0.55-0.80%	639	190	486	607	728
	P1.3.Z.HT		991	300	367	459	551
		Acero de baja aleación					
	P2.1.Z.AN	No templado	591	175	486	607	728
	P2.2.Z.AN	Recocido	811	240	420	525	630
	P2.3.Z.AN		867	260	367	459	551
	P2.5.Z.HT.1	Endurecido y templado	961	285	367	459	551
		Acero fundido					
	P1.5.C.UT	No aleado	503	150	486	607	728
	P2.6.C.UT	Baja aleación (elementos de aleación ≤ 5%)	674	200	420	525	630
		Acero de alta aleación					
	P3.0.Z.AN	Recocido	674	200	420	525	630
	P3.0.Z.HT.1	Acero de herram. templado	1282	380	315	394	472
	P3.1.Z.AN	Acero rápido (HSS) recocido	839	250	420	525	630
	P5.0.Z.HT.1		1114	330	420	525	630
K		**Fundición maleable**					
	K1.1.C.NS	FerríticoPerlítico	428	200	236	295	354
		Fundición gris					
	K2.1.C.UT	Baja resistencia a la tracción	639	180	315	394	472
	K2.2.C.UT	Alta resistencia a la tracción	639	245	486	607	728
	K2.3.C.UT		708	175	236	295	354
		Fundición nodular					
	K3.1.C.UT	Ferrítica	639	155	236	295	354
	K3.2.C.UT	Perlítica	991	215	236	295	354
	K3.3.C.UT	Perlítica	503	265	236	295	354
	K3.5.C.UT		591	190	236	295	354
	K5.1.C.NS	**ADI**	961	300	157	197	236

Datos de corte para CoroReamer™ 835

Valores en pulgadas

Geometría -MF

D_c						
3	5	8	10	12	16	20
f_n pulg./rev.						
.0063	.0079	.0106	.0126	.0142	.0161	.0185
.0063	.0079	.0106	.0126	.0142	.0161	.0185
.0063	.0079	.0106	.0126	.0142	.0161	.0185
.0063	.0079	.0106	.0126	.0142	.0161	.0185
.0063	.0079	.0106	.0126	.0142	.0161	.0185
.0063	.0079	.0106	.0126	.0142	.0161	.0185
.0063	.0079	.0106	.0126	.0142	.0161	.0185
.0063	.0079	.0106	.0126	.0142	.0161	.0185

Geometría -PF

D_c						
3	5	8	10	12	16	20
f_n pulg./rev.						
.0118	.0276	.0394	.0394	.0591	.0591	.0591
.0118	.0276	.0394	.0394	.0591	.0591	.0591
.0118	.0276	.0394	.0394	.0591	.0591	.0591
.0118	.0276	.0394	.0394	.0591	.0591	.0591
.0118	.0276	.0394	.0394	.0591	.0591	.0591
.0083	.0197	.0276	.0276	.0394	.0394	.0394
.0118	.0276	.0394	.0394	.0591	.0591	.0591
.0118	.0276	.0394	.0394	.0591	.0591	.0591
.0083	.0197	.0276	.0276	.0394	.0394	.0394
.0083	.0197	.0276	.0276	.0394	.0394	.0394
.0118	.0276	.0394	.0394	.0591	.0591	.0591
.0118	.0276	.0394	.0394	.0591	.0591	.0591
.0118	.0276	.0394	.0394	.0591	.0591	.0591
.0083	.0197	.0276	.0276	.0394	.0394	.0394
.0118	.0276	.0394	.0394	.0591	.0591	.0591
.0118	.0276	.0394	.0394	.0591	.0591	.0591
.0118	.0276	.0394	.0394	.0591	.0591	.0591
.0118	.0276	.0394	.0394	.0591	.0591	.0591
.0118	.0276	.0394	.0394	.0591	.0591	.0591
.0118	.0276	.0394	.0394	.0591	.0591	.0591
.0118	.0276	.0394	.0394	.0591	.0591	.0591
.0118	.0276	.0394	.0394	.0591	.0591	.0591
.0118	.0276	.0394	.0394	.0591	.0591	.0591
.0118	.0276	.0394	.0394	.0591	.0591	.0591
.0118	.0276	.0394	.0394	.0591	.0591	.0591
.0118	.0276	.0394	.0394	.0591	.0591	.0591
.0118	.0276	.0394	.0394	.0591	.0591	.0591
.0118	.0276	.0394	.0394	.0591	.0591	.0591

Datos de corte para CoroReamer™ 435

Valores métricos

Geometría -XF

ISO	Núm. MC	Material	N/mm²	HB	XF *vc* m/min Mín.	Rec.	Máx.
P		**Acero no aleado**					
	P1.1.Z.AN	C=0.10-0.25%	428	125	24	30	36
	P1.1.Z.AN	Endurecido y templado	639	190	24	30	36
	P1.2.Z.AN	C=0.25-0.55%	639	190	24	30	36
	P1.2.Z.HT		708	210	20	25	30
	P1.3.Z.AN	C=0.55-0.80%	639	190	24	30	36
	P1.3.Z.HT		991	300	16	20	24
		Acero de baja aleación					
	P2.1.Z.AN	No templado	591	175	24	30	36
	P2.2.Z.AN	Recocido	811	240	20	25	30
	P2.3.Z.AN		867	260	16	20	24
	P2.5.Z.HT.1	Endurecido y templado	961	285	16	20	24
		Acero fundido					
	P1.5.C.UT	No aleado	503	150	24	30	36
	P2.6.C.UT	Baja aleación (elementos de aleación ≤ 5%)	674	200	20	25	30
		Acero de alta aleación					
	P3.0.Z.AN	Recocido	674	200	20	25	30
	P3.0.Z.HT.1		1282	380	12	15	18
	P3.1.Z.AN	Acero rápido (HSS) recocido	839	250	20	25	30
	P5.0.Z.HT.1		1114	330	20	25	30
	P5.0.Z.PH		503	330			
M		**Acero inoxidable**					
	M1.0.Z.AQ	Austenítico	811	200	-	-	-
	M2.0.Z.AQ	Superaustenítico Ni≥20%	961	200	-	-	-
	M3.1.Z.AQ		674	230	-	-	-
	M3.2.Z.AQ	Dúplex (austenítico/ferrítico)	674	260	-	-	-
	M1.0.C.UT		674	200	-	-	-
	M2.0.C.AQ			200	-	-	-
	M3.1.C.AQ		1114	230	-	-	-
K		**Fundición maleable**					
	K1.1.C.NS	FerríticoPerlítico	428	200	24	30	36
		Fundición gris					
	K2.1.C.UT	Baja resistencia a la tracción	639	180	32	40	48
	K2.2.C.UT	Alta resistencia a la tracción	639	245	32	40	48
	K2.3.C.UT		708	175	24	30	36
		Fundición nodular					
	K3.1.C.UT	Ferrítica	639	155	24	30	36
	K3.2.C.UT	Perlítica	991	215	24	30	36
	K3.3.C.UT	Perlítica	503	265	24	30	36
	K3.5.C.UT		591	190	24	30	36
	K5.1.C.NS	**ADI**	961	300	24	30	36
N		**Aleaciones de aluminio**					
	N1.2.Z.UT	Forjadas o forjadas y trabajadas en frío, no envejecidas	400	60	64	80	96
	N1.2.Z.AG	Forjadas o forjadas y envejecidas	650	100	64	80	96
	N1.3.C.UT	Fundidas, no envejecidas	600	75	64	80	96
	N1.3.C.AG	Fundición, o fundición y envejecido	700	90	64	80	96
	N1.4.C.NS	Aleaciones de fundición AlSi, Si ≥ 13%	700	130	64	80	96
		Aleaciones a base de cobre					
	N3.3.U.UT	Aleaciones para corte sin problemas basadas en cobre (Pb>1%)	550	110	64	80	96
	N3.1.U.UT	Aleaciones de cobre sin plomo (incl. cobre electrolítico)	1350	100	64	80	96

Datos de corte para CoroReamer™ 435

Valores métricos

Geometría -XF

D_c						
3	5	8	10	12	16	20
			f_n mm/rev.			
0.16	0.2	0.27	0.32	0.36	0.41	0.47
0.16	0.2	0.27	0.32	0.36	0.41	0.47
0.16	0.2	0.27	0.32	0.36	0.41	0.47
0.16	0.2	0.27	0.32	0.36	0.41	0.47
0.16	0.2	0.27	0.32	0.36	0.41	0.47
0.11	0.15	0.18	0.21	0.24	0.28	0.31
0.16	0.2	0.27	0.32	0.36	0.41	0.47
0.16	0.2	0.27	0.32	0.36	0.41	0.47
0.11	0.15	0.18	0.21	0.24	0.28	0.31
0.11	0.15	0.18	0.21	0.24	0.28	0.31
0.16	0.2	0.27	0.32	0.36	0.41	0.47
0.16	0.2	0.27	0.32	0.36	0.41	0.47
0.16	0.2	0.27	0.32	0.36	0.41	0.47
0.11	0.15	0.18	0.21	0.24	0.28	0.31
0.16	0.2	0.27	0.32	0.36	0.41	0.47
0.16	0.2	0.27	0.32	0.36	0.41	0.47
0.16	0.2	0.27	0.32	0.36	0.41	0.47
0.16	0.2	0.27	0.32	0.36	0.41	0.47
0.16	0.2	0.27	0.32	0.36	0.41	0.47
0.16	0.2	0.27	0.32	0.36	0.41	0.47
0.16	0.2	0.27	0.32	0.36	0.41	0.47
0.16	0.2	0.27	0.32	0.36	0.41	0.47
0.16	0.2	0.27	0.32	0.36	0.41	0.47
0.16	0.2	0.27	0.32	0.36	0.41	0.47
0.16	0.2	0.27	0.32	0.36	0.41	0.47
0.16	0.2	0.27	0.32	0.36	0.41	0.47
0.16	0.2	0.27	0.32	0.36	0.41	0.47
0.16	0.2	0.27	0.32	0.36	0.41	0.47
0.16	0.2	0.27	0.32	0.36	0.41	0.47
0.16	0.2	0.27	0.32	0.36	0.41	0.47
0.16	0.2	0.27	0.32	0.36	0.41	0.47
0.16	0.2	0.27	0.32	0.36	0.41	0.47
0.16	0.2	0.27	0.32	0.36	0.41	0.47
0.16	0.2	0.27	0.32	0.36	0.41	0.47
0.16	0.2	0.27	0.32	0.36	0.41	0.47
0.16	0.2	0.27	0.32	0.36	0.41	0.47
0.16	0.2	0.27	0.32	0.36	0.41	0.47
0.16	0.2	0.27	0.32	0.36	0.41	0.47
0.16	0.2	0.27	0.32	0.36	0.41	0.47
0.16	0.2	0.27	0.32	0.36	0.41	0.47
0.18	0.25	0.35	0.39	0.43	0.5	0.53

Datos de corte para CoroReamer™ 435

Valores en pulgadas

Geometría -XF

ISO	Núm. MC	Material	N/mm²	HB	XF v_c pie/min Mín.	Rec.	Máx.
P		**Acero no aleado**					
	P1.1.Z.AN	C=0.10-0.25%	428	125	79	98	118
	P1.1.Z.AN	Endurecido y templado	639	190	79	98	118
	P1.2.Z.AN	C=0.25-0.55%	639	190	79	98	118
	P1.2.Z.HT		708	210	66	82	98
	P1.3.Z.AN	C=0.55-0.80%	639	190	79	98	118
	P1.3.Z.HT		991	300	52	66	79
		Acero de baja aleación					
	P2.1.Z.AN	No templado	591	175	79	98	118
	P2.2.Z.AN	Recocido	811	240	66	82	98
	P2.3.Z.AN		867	260	52	66	79
	P2.5.Z.HT.1	Endurecido y templado	961	285	52	66	79
		Acero fundido					
	P1.5.C.UT	No aleado	503	150	79	98	118
	P2.6.C.UT	Baja aleación (elementos de aleación ≤ 5%)	674	200	66	82	98
		Acero de alta aleación					
	P3.0.Z.AN	Recocido	674	200	66	82	98
	P3.0.Z.HT.1		1282	380	39	49	59
	P3.1.Z.AN	Acero rápido (HSS) recocido	839	250	66	82	98
	P5.0.Z.HT.1		1114	330	66	82	98
	P5.0.Z.PH		503	330			
M		**Acero inoxidable**					
	M1.0.Z.AQ	Austenítico	811	200	-	-	-
	M2.0.Z.AQ	Superaustenítico Ni≥20%	961	200	-	-	-
	M3.1.Z.AQ		674	230	-	-	-
	M3.2.Z.AQ	Dúplex (austenítico/ferrítico)	674	260	-	-	-
	M1.0.C.UT		674	200	-	-	-
	M2.0.C.AQ			200	-	-	-
	M3.1.C.AQ		1114	230	-	-	-
K		**Fundición maleable**					
	K1.1.C.NS	FerríticoPerlítico	428	200	79	98	118
		Fundición gris					
	K2.1.C.UT	Baja resistencia a la tracción	639	180	105	131	157
	K2.2.C.UT	Alta resistencia a la tracción	639	245	105	131	157
	K2.3.C.UT		708	175	79	98	118
		Fundición nodular					
	K3.1.C.UT	Ferrítica	639	155	79	98	118
	K3.2.C.UT	Perlítica	991	215	79	98	118
	K3.3.C.UT	Perlítica	503	265	79	98	118
	K3.5.C.UT		591	190	79	98	118
	K5.1.C.NS	**ADI**	961	300	79	98	118
N		**Aleaciones de aluminio**					
	N1.2.Z.UT	Forjadas o forjadas y trabajadas en frío, no envejecidas	400	60	210	262	315
	N1.2.Z.AG	Forjadas o forjadas y envejecidas	650	100	210	262	315
	N1.3.C.UT	Fundidas, no envejecidas	600	75	210	262	315
	N1.3.C.AG	Fundición, o fundición y envejecido	700	90	210	262	315
	N1.4.C.NS	Aleaciones de fundición AlSi, Si ≥ 13%	700	130	210	262	315
		Aleaciones a base de cobre					
	N3.3.U.UT	Aleaciones para corte sin problemas basadas en cobre (Pb>1%)	550	110	210	262	315
	N3.1.U.UT	Aleaciones de cobre sin plomo (incl. cobre electrolítico)	1350	100	210	262	315

Datos de corte para CoroReamer™ 435

Valores en pulgadas

Geometría -XF

D_c						
3	5	8	10	12	16	20
f_n pulg./rev.						
.0063	.0079	.0106	.0126	.0142	.0161	.0185
.0063	.0079	.0106	.0126	.0142	.0161	.0185
.0063	.0079	.0106	.0126	.0142	.0161	.0185
.0063	.0079	.0106	.0126	.0142	.0161	.0185
.0063	.0079	.0106	.0126	.0142	.0161	.0185
.0043	.0059	.0071	.0083	.0094	.0110	.0122
.0063	.0079	.0106	.0126	.0142	.0161	.0185
.0063	.0079	.0106	.0126	.0142	.0161	.0185
.0043	.0059	.0071	.0083	.0094	.0110	.0122
.0043	.0059	.0071	.0083	.0094	.0110	.0122
.0063	.0079	.0106	.0126	.0142	.0161	.0185
.0063	.0079	.0106	.0126	.0142	.0161	.0185
.0063	.0079	.0106	.0126	.0142	.0161	.0185
.0043	.0059	.0071	.0083	.0094	.0110	.0122
.0063	.0079	.0106	.0126	.0142	.0161	.0185

SANDVIK

Adaptadores para centros de mecanizado

Oferta completa para todos los requisitos de la máquina

Coromant Capto® integrado **Montajes modulares** **Portaherramientas integrales**

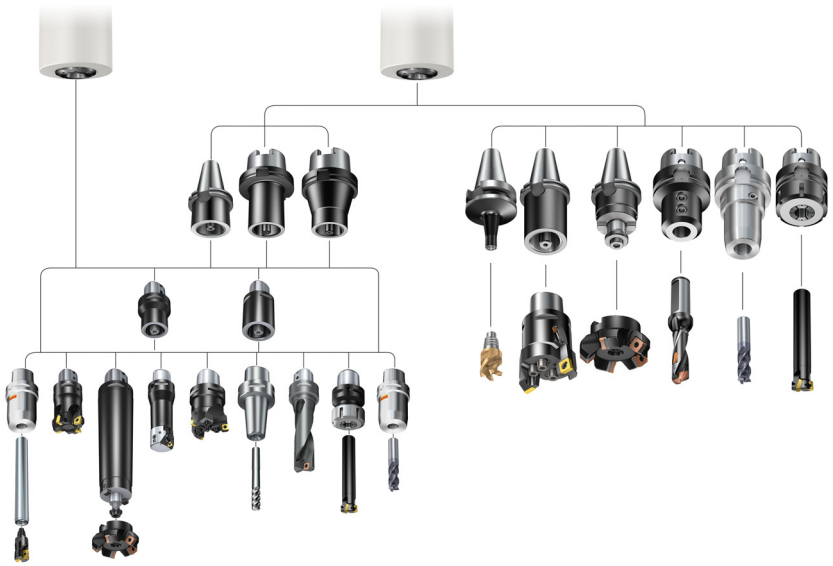

Principales adaptadores de máquina cubiertos

CAT-V 40	CAT V BIG-PLUS® 40	HSK A/C 40	Coromant Capto® C3
CAT-V 50	CAT V BIG-PLUS® 50	HSK A/C 50	Coromant Capto® C4
CAT-V 60		HSK A/C 63	Coromant Capto® C5
ISO 40	ISO BIG-PLUS® 40	HSK A/C 80	Coromant Capto® C6
ISO 50	ISO BIG-PLUS® 50	HSK A/C 100	Coromant Capto® C8
ISO 60		HSK A/C 125	Coromant Capto® C10
MAS-BT 30	MAS-BT BIG-PLUS® 30	HSK A/C 160	
MAS-BT 40	MAS-BT BIG-PLUS® 40	HSK A/C/T 40	
MAS-BT 50	MAS-BT BIG-PLUS® 50	HSK A/C/T 63	
MAS-BT 60		HSK A/C/T 100	
		HSK F 80 (con pasadores)	

Recomendaciones para herramientas: modulares o integrales

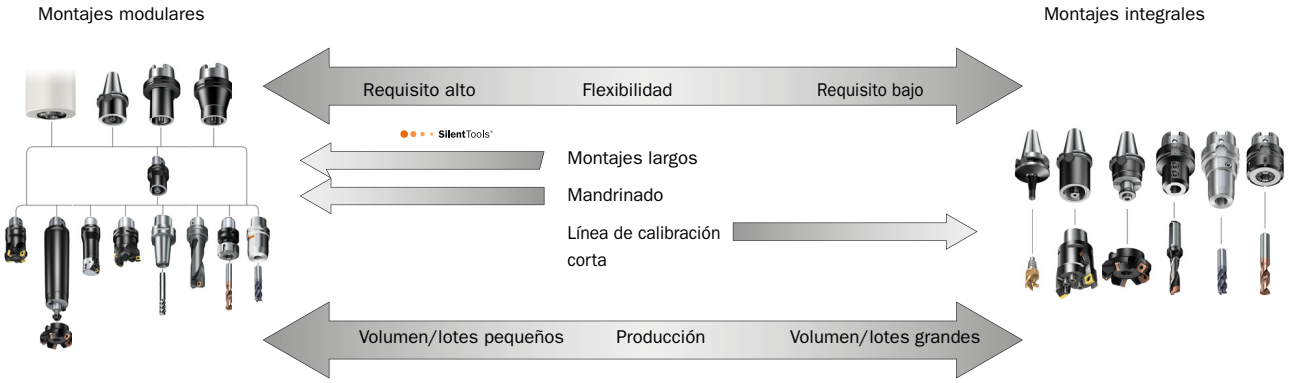

CoroChuck™ 930

Portapinzas hidráulico de gran precisión

Para un mecanizado estable en fresado y taladrado

Página 043





Aplicación

Adecuado para operaciones de fresado y taladrado que requieren precisión, un manejo sencillo y una gran seguridad de extracción

Características técnicas

- Excentricidad de precisión de <4 µm a 2.5 × el diámetro de la fresa
- Longitudes de sujeción regulables con un tornillo de ajuste
- Manejo sencillo con llave dinamométrica para proporcionar una sujeción segura

Posibilidades de sujeción

Tamaño del agujero, mm	Cilíndrico	Weldon	Whistle Notch	ISO 9766
Con pinza	✓	✓	✓	✓
6, 12,20	✓	✓	✓	✗
25,32	✓	✗	✗	✗



CoroChuck™ 930 puede utilizarse con o sin pinzas de reducción. Para el suministro de refrigerante interior utilice las pinzas 393.CGS y para el suministro de refrigerante exterior utilice 393.CG.

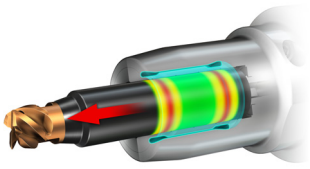

La Tecnología Fulcrum* aporta la mejor seguridad de extracción del mercado. Esta permite una sujeción segura con dos soportes en cada lado (fulcros).

También disponibles con adaptador BIG-PLUS para centros de mecanizado.

Tailor Made

Versiones HD y delgada con opciones de longitud en múltiples adaptadores de máquina disponibles como Tailor Made.

CoroChuck™ 970

Portapinzas para roscar

Para un proceso de roscado seguro

Página 054



Aplicación

- Para evitar el roscado sobredimensionado
- Adecuado para todas las operaciones de roscado sincronizado

Características técnicas

- El roscado con macho sincronizado reduce la fuerza de arrastre en los flancos del macho
- Ofrece una profundidad precisa gracias a la compensación axial limitada
- Diseño mejorado para refrigerante interior
- Adecuado para refrigerante de alta presión de hasta 80 bar (1160 psi)

Tipos de acoplamiento disponibles

- Coromant Capto®
- Cono ISO (ISO, MAS-BT, CAT-V)
- HSK
- Cilíndrico
- Weldon

Gama de productos

Diseño	Tamaño de acoplamiento Coromant Capto®	Cono ISO (ISO, MAS-BT, CAT-V)	HSK	Cilíndrico	Weldon	Tamaño ER
SynchroFlex®	C3, C4, C5, C6, C8, C10	30, 40, 50	63, 100	12, 16, 20	12, 16, 25, 25A	8, 11, 20, 25, 40

Cómo seleccionar un portaherramientas

1 **Seleccione el método de montaje de la herramienta**

- Productos modulares o integrales en la tabla de contenido de la página 10.

2 **Seleccione un tipo de adaptador**

- Utilice la información general del programa para seleccionar un adaptador en función del tipo de mecanizado y de la aplicación de máquina-herramienta.
- Coromant Capto® rotativa, página 01

3 **Seleccione un tamaño de acoplamiento**

Pase a la página de pedido y
- Seleccione el tamaño de acoplamiento correcto
- Seleccione el adaptador de montaje



4 **Seleccione el portaherramientas básico**

- Utilice la información general del programa para elegir un mango en función del tipo de máquina.
- Seleccione el tipo de acoplamiento y el tamaño de cono correctos.

5 **Cuando utilice Coromant Capto® añada extensiones si fuera necesario**

- Añada extensiones cuando sea necesario para completar los requisitos de longitud de calibración. Utilice el resumen del programa para buscar la extensión adecuada.



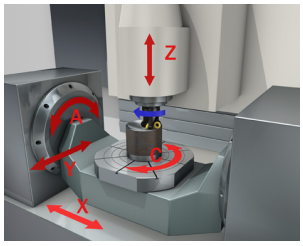

Símbolos de las referencias de página:

Accesorios

Opciones Tailor Made

Explicación de los parámetros ISO 13399

Información sobre el suministro de refrigerante

Clave de códigos

Coromant Capto®

	Sistemas modulares de herramientas						
	Adaptador de extensión	**Adaptador de extensión corto, solo para sujeción de segmentos**	**Adaptador reductor**	**Adaptador de reducción corto, solo para sujeción de segmentos**	**Adaptador de inductor de refrigerante**	**Adaptador Coromant EH**	
Código de tipo de la herramienta	**Cx-391.01**	**Cx-391.01**	**Cx-391.02**	**Cx-391.02**	**Cx-391.02CCH**	**Cx-391.EH Cx-A391.EH**	
Página	O14	O14	O15	O16	O16	O17	
Acoplamiento adaptable del lado de la pieza							
Ejemplo de herramientas							

	Adaptadores						
	Adaptador para fresa de planear	**Adaptador amortiguado para fresas de planear**	**Adaptador amortiguado para fresas de planear**	**Adaptador para fresas de disco**	**Adaptador para herramientas VL**	**Adaptador para mango Weldon**	
		SilentTools®	SilentTools®				
Código de tipo de la herramienta	**Cx-391.05C Cx-A391.05C Cx-391.05 Cx-A391.05**	**Cx-391.05CD Cx-A391.05CD**	**Cx-391.06**	**Cx-391.10 Cx-A391.10**	**Cx-391.01-V**	**Cx-391.20 Cx-A391.20**	
Página	O23	O29	O30	O32	O34	O35	
Aplicación	**Fresado**	**Fresado**	**Mandrinado**	**Fresado**	**Taladrado**	**Fresado**	
Acoplamiento adaptable del lado de la pieza							
Ejemplo de herramientas							

Coromant Capto®

	Adaptadores						
	Adaptador de broca ISO 9766	**Adaptador ajustable ISO 9766**	**Weldon/ Adaptador para mango de broca ISO 9766**	**CoroMill® 327, solo para sujeción de segmentos**			
Código de tipo de la herramienta	**Cx-391.27**	**Cx-391.277**	**Cx-391.23 Cx-A391.23**	**Cx-391.327**			
Página	O39	O40	O41	O42			
Aplicación	**Taladrado**	**Taladrado**	**Fresado/ Taladrado**	**Fresado**			
Acoplamiento adaptable del lado de la pieza							
Ejemplo de herramientas							

Coromant Capto®

	Adaptador portapinzas						
	CoroChuck™ 930			Amarre por contracción	Ajuste por contracción térmica con iLock	Adaptador para portapinzas ER	Portabrocas
	Pesado	Esbelto	Tipo lápiz				
Código de tipo de la herramienta	**930-Cx-HD**	**930-Cx-S**	**930-Cx-P**	**Cx-391.19 Cx-A391.19**	**Cx-391.19Y**	**Cx-391.14**	**Cx-391.32**
Página	O43	O44	O45	O46	O49	O50	O53
Aplicación	**Fresado/ Taladrado**	**Fresado/ Taladrado**	**Fresado/ Taladrado**	**Fresado/ Taladrado**	**Fresado**	**Fresado/ Taladrado**	**Taladrado**
Acoplamiento adaptable del lado de la pieza							
Ejemplo de herramientas							

	Adaptador portapinzas	Adaptadores de portamachos		Adaptador en bruto
	CoroChuck™ 970	Plato roscado de cambio rápido	Portapinzas de goma flotante	
Código de tipo de la herramienta	**970-Cx**	**Cx-391.60 Cx-391.61**	**391.60B**	**Cx-391.50**
Página	O54	O55	O56	O57
Aplicación	**Roscado**	**Roscado**	**Roscado**	
Acoplamiento adaptable del lado de la pieza				
Ejemplo de herramientas				

HSK

	Sistemas modulares de herramientas						
	Adaptadores del lado de la máquina HSK A/C		**Adaptador del lado de la máquina HSK A/C/T**	**Adaptadores del lado de la máquina HSK F con pasadores**	**Adaptador Coromant EH**		
		Pesado					
Código de tipo de la herramienta	**Cx-390.410**	**Cx-390.410HD**	**Cx-390.419**	**Cx-390.612**	**392.410EH**		
Página	O58	O59	O60	O60	O61		
Acoplamiento adaptable del lado de la pieza							
Ejemplo de herramientas							

	Adaptadores						
	Adaptador para fresa de planear	**Adaptador amortiguado para fresas de planear**	**HSK a adaptador VL**	**Adaptador de fresa de ranurar Weldon**	**Mango adaptador de broca ISO 9766**	**Adaptador de broca ajustable**	
		SilentTools®					
Código de tipo de la herramienta	**392.41005C A392.41005C 392.41005 A392.41005**	**392.41005CD A392.41005CD**	**390.410**	**392.41020 A392.41020**	**392.41027**	**392.410277**	
Página	O63	O67	O68	O69	O71	O72	
Aplicación	**Fresado**	**Fresado**	**Taladrado**	**Fresado**	**Taladrado**	**Taladrado**	
Acoplamiento adaptable del lado de la pieza							
Ejemplo de herramientas							

HSK

	Adaptador portapinzas						
	CoroChuck™ 930			Ajuste por contracción térmica con iLock	Portabrocas de boquilla ER	CoroChuck™ 970	
	Pesado	Esbelto	Tipo lápiz				
Código de tipo de la herramienta	**930-HAxx-HD**	**930-HAxx-S**	**930-HAxx-P**	**392.41019Y**	**392.41014**	**970-HAxx**	
Página	O73	O73	O74	O75	O76	O77	
Aplicación	**Fresado/ Taladrado**	**Fresado/ Taladrado**	**Fresado/ Taladrado**	**Fresado**	**Fresado/ Taladrado**	**Roscado**	
Acoplamiento adaptable del lado de la pieza							
Ejemplo de herramientas							

	Adaptador en bruto
Código de tipo de la herramienta	**392.41050**
Página	O78
Aplicación	
Acoplamiento adaptable del lado de la pieza	
Ejemplo de herramientas	

	Sistemas modulares de herramientas					
	Adaptadores del lado de la máquina Coromant Capto®				Adaptador Coromant EH	
		Polígono girado 90°	Cambio de herramienta manual	Sujeción por leva		
						
BIG-PLUS ISO	**Cx-390.540** **Cx-390B.540**					
Página	O79					
BIG-PLUS MAS-BT	**Cx-390B.555** **Cx-390B.558**	**Cx-390.562**				
Página	O85	O86				
BIG-PLUS CAT-V ASME B5.50-1985	**Cx-A390.545**	**Cx-A390.546**				
Página	O93	O94				
BIG-PLUS CAT-V ASME B5.50-2009	**Cx-A390.544**					
Página	O93					
BIG-PLUS CAT-V HD Design		**Cx-A390.547**				
Página		O94				
ISO 7388.1	**Cx-390B.140**				**392.140EH**	
Página	O100				O101	
MAS-BT 403	**Cx-390B.55** **Cx-390B.58**	**Cx-A390.605**			**392.55EH**	
Página	O115	O116			O117	
CAT-V ASME B5.50 1985	**Cx-A390.45**				**A392.45EH**	
Página	O135				O136	
CAT-V ASME B5.50 2009	**Cx-A390B.45** **Cx-A390.44**					
Página	O134					
DIN 2080			**Cx-390.00**			
Página			O150			
NMTB			**Cx-A390.00**			
Página			O151			
DIN 2079				**Cx-390.34705**		
Página				O152		
Acoplamiento adaptable del lado de la pieza						
Ejemplo de herramientas						

	Adaptadores					
	Adaptador para fresa de planear	**Adaptador para fresas de disco**	**Adaptador para herramientas VL**	**Adaptador para mango Weldon**	**Adaptador de broca ISO 9766**	**Weldon/ISO 9766, adaptador de mango de broca**
BIG-PLUS ISO	**392.54005C**					**392.54023**
Página	O80					O81
BIG-PLUS MAS-BT	**392.55805C 392.55505C**		**390.558**			**392.55823 392.55523**
Página	O87		O88			O89
BIG-PLUS CAT-V ASME B5.50-1985						
Página						
BIG-PLUS CAT-V ASME B5.50-2009	**A392.54505C**					**A392.54523**
Página	O95					O96
ISO 7388.1	**A1B05 A1F05**	**A1B08**	**390.140 390.272**	**A1B20 A1X20**	**A1B27**	
Página	O102	O103	O104	O105	O108	
MAS-BT 403	**A205 A2B05 A2F05**	**A208 A2B08**	**390.58**	**A2B20 A2X20 AA220 AA2B20**	**A227 A2B27**	
Página	O118	O120	O121	O122	O126	
CAT-V ASME B5.50 1985	**AA3B05**	**AA3B10**	**A390.45**	**392.45520 AA3B20**	**A3B27 AA3B27**	
Página	O137	O138	O135	O140	O143	
CAT-V ASME B5.50 2009						
Página						
Aplicación	**Fresado**	**Fresado**	**Taladrado**	**Fresado**	**Taladrado**	**Fresado/Taladrado**
Acoplamiento adaptable del lado de la pieza						
Ejemplo de herramientas						

	Adaptador portapinzas					
	CoroChuck™ 930			**Ajuste por contracción térmica con iLock**	**Portapinzas ER DIN 6455-B**	**CoroChuck™ 970**
	Pesado	Esbelto	Tipo lápiz			
BIG-PLUS ISO	**930-IBxx-HD**	**930-IBxx-S**	**930-IBxx-P**		**392.54014**	
Página	O82	O82	O83		O84	
BIG-PLUS MAS-BT	**930-BBxx-HD**	**930-BBxx-S**	**930-BBxx-P**		**392.55514**	
Página	O90	O90	O91		O92	
BIG-PLUS CAT-V ASME B5.50 1985					**A392.54514**	
Página					O99	
BIG-PLUS CAT-V ASME B5.50 2009	**930-VBxx-HD**	**930-VBxx-S**	**930-VBxx-P**			
Página	O97	O97	O98			
ISO 7388.1	**930-Ixx-HD**	**930-Ixx-S**	**930-Ixx-P**	**392.14019Y**	**A1B14**	**970-Ixx**
Página	O110	O110	O111	O112	O113	O114
MAS-BT 403	**930-Bxx-HD**	**930-Bxx-S**	**930-Bxx-P**	**392.5519Y**	**A214 A2B14**	**970-Bxx**
Página	O128	O128	O129	O130	O131	O133
CAT-V ASME B5.50 1985				**A392.4519Y**	**AA3B14**	
Página				O147	O148	
CAT-V ASME B5.50 2009	**930-Vxx-HD**	**930-Vxx-S**	**930-Vxx-P**			**970-Vxx**
Página	O145	O145	O146			O149
Aplicación	**Fresado/Taladrado**	**Fresado/Taladrado**	**Fresado/Taladrado**	**Fresado**	**Fresado/Taladrado**	**Roscado**
Acoplamiento adaptable del lado de la pieza						
Ejemplo de herramientas						

Mangos y miscelánea de adaptadores

	Mangos cilíndricos		
	Mango cilindrico para adaptador Cormant EH	**Mango cilíndrico a CoroChuck™ 970**	**Mango cilíndrico a portapinzas ER**
Código de tipo de la herramienta	**AEHxx AExx-Axx..E AExx-Axx..S Exx-Axx-C EHxx-Axx-CE**	**970-CYxx**	**A393.14-xx**
Página	O153	O160	O159
Aplicación	**Fresado/ Mandrinado**	**Roscado**	**Fresado/ Taladrado**
Acoplamiento adaptable del lado de la pieza			
Ejemplo de herramientas			

	Mangos Weldon		
	Weldon a CoroMill® 327, adaptador	**Mango Weldon a CoroChuck™ 970**	**Weldon a adaptador portamachos de cambio rápido**
Código de tipo de la herramienta	**327-xx A327-xx**	**970-WExx**	**393.2060**
Página	O161	O163	O164
Aplicación	**Fresado**	**Roscado**	**Roscado**
Acoplamiento adaptable del lado de la pieza			
Ejemplo de herramientas			

	R8 (Bridgeport)		
	R8 a adaptador EH	**R8 a adaptador en eje**	
Código de tipo de la herramienta	**A392.R8EH**	**392.R8.05 A392.R8.05**	
Página	O165	O166	
Aplicación	**Fresado**	**Fresado**	
Acoplamiento adaptable del lado de la pieza			
Ejemplo de herramientas			

	ER		
	ER a adaptador Coromant EH	**ER a CoroMill® 327, adaptador**	
Código de tipo de la herramienta	**EH-ER 392.EREH EH-ER-A A392.EREH**	**327-ER 392.ER327**	
Página	O167	O169	
Aplicación	**Fresado**	**Fresado**	
Acoplamiento adaptable del lado de la pieza			
Ejemplo de herramientas			

Adaptador de extensión Coromant Capto®

DSGN 1

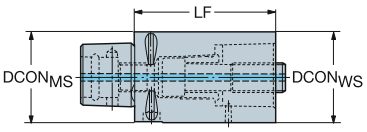

CZC_{MS}	CZC_{WS}	CNSC	CXSC	DSGN	Código de pedido	Dimensiones, mm, pulg. $DCON_{MS}$	$DCON_{WS}$	LF	LB_1	BD_1	CP Bar/PSI	Kg
C3	C3	1	1	1	C3-391.01-32 060A	32.0	32.0	60.0	60.0	32.0	80	0.33
						1.260	*1.260*	*2.362*	*2.362*	*1.260*	*1160*	
	C3	1	1	1	C3-391.01-32 080A	32.0	32.0	80.0	80.0	32.0	80	0.46
						1.260	*1.260*	*3.150*	*3.150*	*1.260*	*1160*	
C4	C4	1	1	1	C4-391.01-40 060A	40.0	40.0	60.0	60.0	40.0	80	0.52
						1.575	*1.575*	*2.362*	*2.362*	*1.575*	*1160*	
	C4	1	1	1	C4-391.01-40 080A	40.0	40.0	80.0	80.0	40.0	80	0.70
						1.575	*1.575*	*3.150*	*3.150*	*1.575*	*1160*	
C5	C5	1	1	1	C5-391.01-50 080A	50.0	50.0	80.0	80.0	50.0	80	1.10
						1.969	*1.969*	*3.150*	*3.150*	*1.969*	*1160*	
	C5	1	1	1	C5-391.01-50 100A	50.0	50.0	100.0	100.0	50.0	80	1.30
						1.969	*1.969*	*3.937*	*3.937*	*1.969*	*1160*	
C6	C6	1	1	1	C6-391.01-63 100A	63.0	63.0	100.0	100.0	63.0	80	2.32
						2.480	*2.480*	*3.937*	*3.937*	*2.480*	*1160*	
	C6	1	1	1	C6-391.01-63 140A	63.0	63.0	140.0	140.0	63.0	80	3.30
						2.480	*2.480*	*5.512*	*5.512*	*2.480*	*1160*	
C8	C8	1	1	1	C8-391.01-80 100A	80.0	80.0	100.0	100.0	80.0	80	3.44
						3.150	*3.150*	*3.937*	*3.937*	*3.150*	*1160*	
	C8	1	1	1	C8-391.01-80 125A	80.0	80.0	125.0	125.0	80.0	80	4.58
						3.150	*3.150*	*4.921*	*4.921*	*3.150*	*1160*	
C10	C10	1	1	1	C10-391.01-100 140	100.0	100.0	140.0	140.0	100.0	80	5.50
						3.937	*3.937*	*5.512*	*5.512*	*3.937*	*1160*	

Versión corta, sólo para sujeción de segmentos

CZC_{MS}	CZC_{WS}	CNSC	CXSC	DSGN	Código de pedido	Dimensiones, mm, pulg. $DCON_{MS}$	$DCON_{WS}$	LF	LB_1	BD_1	CP Bar/PSI	Kg
C3	C3	1	1	2	C3-391.01-32 035	32.0	32.0	35.0	35.0	32.0	80	0.20
						1.260	*1.260*	*1.378*	*1.378*	*1.260*	*1160*	
C4	C4	1	1	2	C4-391.01-40 040	40.0	40.0	40.0	40.0	40.0	80	0.40
						1.575	*1.575*	*1.575*	*1.575*	*1.575*	*1160*	
C5	C5	1	1	2	C5-391.01-50 050	50.0	50.0	50.0	50.0	50.0	80	0.89
						1.969	*1.969*	*1.969*	*1.969*	*1.969*	*1160*	
C6	C6	1	1	2	C6-391.01-63 060	63.0	63.0	60.0	60.0	63.0	80	1.30
						2.480	*2.480*	*2.362*	*2.362*	*2.480*	*1160*	
C8	C8	1	1	2	C8-391.01-80 065	80.0	80.0	65.0	65.0	80.0	80	2.42
						3.150	*3.150*	*2.559*	*2.559*	*3.150*	*1160*	

P1 P2 Q5 Q1 Q35

Coromant Capto® adaptador de reducción

DSGN 7

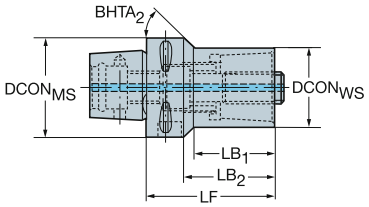

7

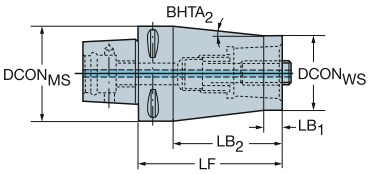

CZC_{MS}	CZC_{WS}	CNSC	CXSC	DSGN	Código de pedido	Dimensiones, mm, pulg. $DCON_{MS}$	$DCON_{WS}$	LF	LB_1	LB_2	LB_3	BD_1	BD_2	BD_3	$BHTA_2$	CP Bar/PSI	Kg
C4	C3	1	1	7	C4-391.02-32 055A	40.0	32.0	55.0	31.0	35.0	55.0	32.0	32.0	40.0	45°	80	0.49
						1.575	*1.260*	*2.165*	*1.220*	*1.378*	*2.165*	*1.260*	*1.260*	*1.575*		*1160*	
	C3	1	1	7	C4-391.02-32 070A	40.0	32.0	70.0	12.0	50.0	70.0	32.0	32.0	40.0	6°	80	0.58
						1.575	*1.260*	*2.756*	*.472*	*1.969*	*2.756*	*1.260*	*1.260*	*1.575*		*1160*	
C5	C3	1	1	7	C5-391.02-32 060A	50.0	32.0	60.0	34.8	40.0	60.0	32.0	32.0	50.0	60°	80	0.64
						1.969	*1.260*	*2.362*	*1.370*	*1.575*	*2.362*	*1.260*	*1.260*	*1.969*		*1160*	
	C4	1	1	7	C5-391.02-40 065A	50.0	40.0	65.0	40.0	45.0	65.0	40.0	40.0	50.0	45°	80	0.71
						1.969	*1.575*	*2.559*	*1.575*	*1.772*	*2.559*	*1.575*	*1.575*	*1.969*		*1160*	
	C4	1	1	7	C5-391.02-40 085A	50.0	40.0	85.0	12.0	65.0	85.0	40.0	40.0	50.0	5°	80	1.10
						1.969	*1.575*	*3.346*	*.472*	*2.559*	*3.346*	*1.575*	*1.575*	*1.969*		*1160*	
C6	C3	1	1	7	C6-391.02-32 070A	63.0	32.0	70.0	39.0	48.0	70.0	32.0	32.0	63.0	60°	80	1.10
						2.480	*1.260*	*2.756*	*1.535*	*1.890*	*2.756*	*1.260*	*1.260*	*2.480*		*1160*	
	C4	1	1	7	C6-391.02-40 080A	63.0	40.0	80.0	51.4	58.0	80.0	40.0	40.0	63.0	60°	80	1.25
						2.480	*1.575*	*3.150*	*2.024*	*2.283*	*3.150*	*1.575*	*1.575*	*2.480*		*1160*	
	C5	1	1	7	C6-391.02-50 080A	63.0	50.0	80.0	51.5	58.0	80.0	50.0	50.0	63.0	45°	80	1.46
						2.480	*1.969*	*3.150*	*2.028*	*2.283*	*3.150*	*1.969*	*1.969*	*2.480*		*1160*	
	C5	1	1	7	C6-391.02-50 110A	63.0	50.0	110.0	12.0	88.0	110.0	50.0	50.0	63.0	5°	80	2.17
						2.480	*1.969*	*4.331*	*.472*	*3.465*	*4.331*	*1.969*	*1.969*	*2.480*		*1160*	
C8	C3	1	1	7	C8-391.02-32 060A	80.0	32.0	60.0	29.3	38.0	60.0	32.0	32.0	80.0	70°	80	1.70
						3.150	*1.260*	*2.362*	*1.154*	*1.496*	*2.362*	*1.260*	*1.260*	*3.150*		*1160*	
	C4	1	1	7	C8-391.02-40 070A	80.0	40.0	70.0	36.5	48.0	70.0	40.0	40.0	80.0	60°	80	1.93
						3.150	*1.575*	*2.756*	*1.437*	*1.890*	*2.756*	*1.575*	*1.575*	*3.150*		*1160*	
	C5	1	1	7	C8-391.02-50 080A	80.0	50.0	80.0	49.3	58.0	80.0	50.0	50.0	80.0	60°	80	2.30
						3.150	*1.969*	*3.150*	*1.941*	*2.283*	*3.150*	*1.969*	*1.969*	*3.150*		*1160*	
	C6	1	1	7	C8-391.02-63 080A	80.0	63.0	80.0	53.1	58.0	80.0	63.0	63.0	80.0	60°	80	2.30
						3.150	*2.480*	*3.150*	*2.091*	*2.283*	*3.150*	*2.480*	*2.480*	*3.150*		*1160*	
	C6	1	1	7	C8-391.02-63 120A	80.0	63.0	120.0	12.0	90.0	120.0	63.0	63.0	80.0	6°	80	4.00
						3.150	*2.480*	*4.724*	*.472*	*3.543*	*4.724*	*2.480*	*2.480*	*3.150*		*1160*	
C10	C3	1	1	7	C10-391.02-32 085	100.0	32.0	85.0	29.4	49.0	85.0	32.0	32.0	100.0	60°	80	4.04
						3.937	*1.260*	*3.346*	*1.157*	*1.929*	*3.346*	*1.260*	*1.260*	*3.937*		*1160*	
	C4	1	1	7	C10-391.02-40 090	100.0	40.0	90.0	36.7	54.0	90.0	40.0	40.0	100.0	60°	80	4.12
						3.937	*1.575*	*3.543*	*1.445*	*2.126*	*3.543*	*1.575*	*1.575*	*3.937*		*1160*	
	C5	1	1	7	C10-391.02-50 095	100.0	50.0	95.0	44.6	59.0	95.0	50.0	50.0	100.0	60°	80	4.29
						3.937	*1.969*	*3.740*	*1.756*	*2.323*	*3.740*	*1.969*	*1.969*	*3.937*		*1160*	
	C6	1	1	7	C10-391.02-63 095	100.0	63.0	95.0	48.3	59.0	95.0	63.0	63.0	100.0	60°	80	3.19
						3.937	*2.480*	*3.740*	*1.902*	*2.323*	*3.740*	*2.480*	*2.480*	*3.937*		*1160*	
	C8	1	1	7	C10-391.02-80 100	100.0	80.0	100.0	58.2	64.0	100.0	80.0	80.0	100.0	60°	80	5.50
						3.937	*3.150*	*3.937*	*2.291*	*2.520*	*3.937*	*3.150*	*3.150*	*3.937*		*1160*	

P1 P2 Q5 Q1 Q35

Coromant Capto® adaptador de reducción

Versión corta, sólo para sujeción de segmentos

DSGN 7

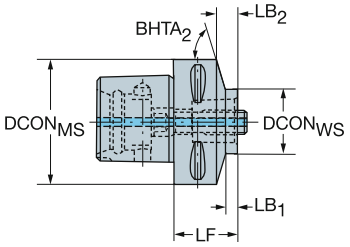

CZC_{MS}	CZC_{WS}	CNSC	CXSC	DSGN	Código de pedido	Dimensiones, mm, pulg. $DCON_{MS}$	$DCON_{WS}$	LF	LB_1	LB_2	LB_3	BD_1	BD_2	BD_3	$BHTA_2$	CP Bar/PSI	Kg
C5	C3	1	1	7	C5-391.02-32 033	50.0	32.0	33.0	10.0	13.0	33.0	32.0	32.0	50.0	72°	80	0.50
						1.969	*1.260*	*1.299*	*.394*	*.512*	*1.299*	*1.260*	*1.260*	*1.969*		*1160*	
	C4	1	1	7	C5-391.02-40 040	50.0	40.0	40.0	18.0	20.0	40.0	40.0	40.0	50.0	68°	80	0.60
						1.969	*1.575*	*1.575*	*.709*	*.787*	*1.575*	*1.575*	*1.575*	*1.969*		*1160*	
C6	C3	1	1	7	C6-391.02-32 032	63.0	32.0	32.0	6.0	10.0	32.0	32.0	32.0	63.0	75°	80	0.90
						2.480	*1.260*	*1.260*	*.236*	*.394*	*1.260*	*1.260*	*1.260*	*2.480*		*1160*	
	C4	1	1	7	C6-391.02-40 040	63.0	40.0	40.0	11.0	18.0	40.0	40.0	40.0	63.0	58°	80	0.90
						2.480	*1.575*	*1.575*	*.433*	*.709*	*1.575*	*1.575*	*1.575*	*2.480*		*1160*	
	C5	1	1	7	C6-391.02-50 050	63.0	50.0	50.0	26.5	28.0	50.0	50.0	50.0	63.0	77°	80	1.00
						2.480	*1.969*	*1.969*	*1.043*	*1.102*	*1.969*	*1.969*	*1.969*	*2.480*		*1160*	
C8	C5	1	1	7	C8-391.02-50 045	80.0	50.0	45.0	10.0	15.5	45.0	50.0	50.0	80.0	70°	80	1.70
						3.150	*1.969*	*1.772*	*.394*	*.610*	*1.772*	*1.969*	*1.969*	*3.150*		*1160*	
	C6	1	1	7	C8-391.02-63 055	80.0	63.0	55.0	20.0	25.0	55.0	63.0	63.0	80.0	60°	80	2.00
						3.150	*2.480*	*2.165*	*.787*	*.984*	*2.165*	*2.480*	*2.480*	*3.150*		*1160*	
C10	C6	1	1	7	C10-391.02-63 055	100.0	63.0	55.0	14.0	19.0	55.0	63.0	63.0	100.0	75°	80	3.18
						3.937	*2.480*	*2.165*	*.551*	*.748*	*2.165*	*2.480*	*2.480*	*3.937*		*1160*	
	C8	1	1	7	C10-391.02-80 065	100.0	80.0	65.0	25.4	29.0	65.0	80.0	80.0	100.0	70°	80	3.20
						3.937	*3.150*	*2.559*	*1.000*	*1.142*	*2.559*	*3.150*	*3.150*	*3.937*		*1160*	

Inductor de refrigerante



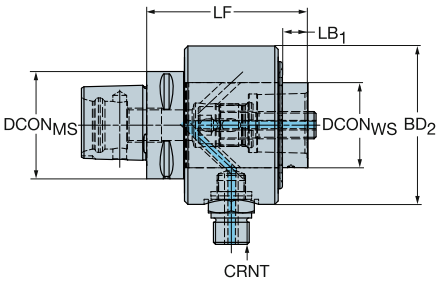

CZC_{MS}	CZC_{WS}	CNSC	CXSC	Código de pedido	Dimensiones, mm, pulg. $DCON_{MS}$	$DCON_{WS}$	LF	LB_1	LB_2	BD_1	BD_2	CRNT	CP Bar/PSI	Kg	RPMX
C6	C5	2	1	C6-391.02CCH-50 095	63.0	50.0	95.0	15.0	95.0	50.0	93.0	G 1/2"	18	0.00	4300
					2.480	*1.969*	*3.740*	*.591*	*3.740*	*1.969*	*3.661*		*261*		
C8	C6	2	1	C8-391.02CCH-63 110	80.0	63.0	110.0	15.0	110.0	63.0	108.0	G 1/2"	18	4.50	3300
					3.150	*2.480*	*4.331*	*.591*	*4.331*	*2.480*	*4.252*		*261*		

P1

P2

Q5

ISO 13399 Q1

CNSC CXSC Q35

SANDVIK Coromant

Coromant Capto® a Coromant EH, adaptador

Diseño corto

DSGN 7

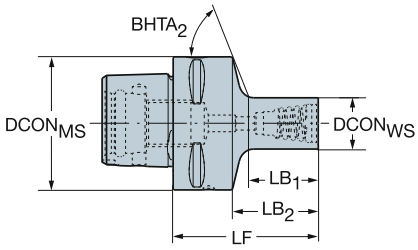

Versión métrica

CZC_{MS}	CZC_{WS}	CNSC	CXSC	DSGN	Código de pedido	Dimensiones, mm, pulg. $DCON_{MS}$	$DCON_{WS}$	LF	LB_1	LB_2	LB_3	BD_1	BD_2	BD_3	$BHTA_2$	CP Bar/PSI	Kg	BBD	RPMX
C3	E10	1	1	7	C3-391.EH-10 035	32.0	9.6	35.0	13.2	20.0	35.0	9.6	9.6	32.0	58°	150	0.13	1	40000
						1.260	*.378*	*1.378*	*.520*	*.787*	*1.378*	*.378*	*.378*	*1.260*		*2175*			
	E12	1	1	7	C3-391.EH-12 038	32.0	11.6	38.0	16.4	23.0	38.0	11.6	11.6	32.0	57°	150	0.13	1	40000
						1.260	*.457*	*1.496*	*.646*	*.906*	*1.496*	*.457*	*.457*	*1.260*		*2175*			
	E16	1	1	7	C3-391.EH-16 043	32.0	15.4	43.0	21.9	28.0	43.0	15.4	15.4	32.0	53°	150	0.15	1	40000
						1.260	*.606*	*1.693*	*.862*	*1.102*	*1.693*	*.606*	*.606*	*1.260*		*2175*			
C4	E10	1	1	7	C4-391.EH-10 041	40.0	9.6	41.0	13.1	21.0	41.0	9.6	9.6	40.0	62°	200	0.27	1	39000
						1.575	*.378*	*1.614*	*.516*	*.827*	*1.614*	*.378*	*.378*	*1.575*		*2900*			
	E12	1	1	7	C4-391.EH-12 044	40.0	11.6	44.0	16.4	24.0	44.0	11.6	11.6	40.0	61°	200	0.28	1	39000
						1.575	*.457*	*1.732*	*.646*	*.945*	*1.732*	*.457*	*.457*	*1.575*		*2900*			
	E16	1	1	7	C4-391.EH-16 049	40.0	15.4	49.0	21.9	29.0	49.0	15.4	15.4	40.0	59°	200	0.29	1	39000
						1.575	*.606*	*1.929*	*.862*	*1.142*	*1.929*	*.606*	*.606*	*1.575*		*2900*			
	E20	1	1	7	C4-391.EH-20 046	40.0	19.2	46.0	19.4	26.0	46.0	19.2	19.2	40.0	57°	200	0.30	1	39000
						1.575	*.756*	*1.811*	*.764*	*1.024*	*1.811*	*.756*	*.756*	*1.575*		*2900*			
	E25	1	1	7	C4-391.EH-25 051	40.0	24.1	51.0	25.0	31.0	51.0	24.1	24.1	40.0	53°	200	0.33	1	39000
						1.575	*.949*	*2.008*	*.984*	*1.220*	*2.008*	*.949*	*.949*	*1.575*		*2900*			
C5	E10	1	1	7	C5-391.EH-10 042	50.0	9.6	42.0	12.8	22.0	42.0	9.6	9.6	50.0	65°	200	0.46	1	28000
						1.969	*.378*	*1.654*	*.504*	*.866*	*1.654*	*.378*	*.378*	*1.969*		*2900*			
	E12	1	1	7	C5-391.EH-12 045	50.0	11.6	45.0	16.0	25.0	45.0	11.6	11.6	50.0	64°	200	0.47	1	28000
						1.969	*.457*	*1.772*	*.630*	*.984*	*1.772*	*.457*	*.457*	*1.969*		*2900*			
	E16	1	1	7	C5-391.EH-16 050	50.0	15.4	50.0	21.5	30.0	50.0	15.4	15.4	50.0	63°	200	0.48	1	28000
						1.969	*.606*	*1.969*	*.846*	*1.181*	*1.969*	*.606*	*.606*	*1.969*		*2900*			
	E20	1	1	7	C5-391.EH-20 047	50.0	19.2	47.0	19.0	27.0	47.0	19.2	19.2	50.0	62°	200	0.49	1	28000
						1.969	*.756*	*1.850*	*.748*	*1.063*	*1.850*	*.756*	*.756*	*1.969*		*2900*			
	E25	1	1	7	C5-391.EH-25 052	50.0	24.1	52.0	24.7	32.0	52.0	24.1	24.1	50.0	60°	200	0.52	1	28000
						1.969	*.949*	*2.047*	*.972*	*1.260*	*2.047*	*.949*	*.949*	*1.969*		*2900*			
C6	E10	1	1	7	C6-391.EH-10 046	63.0	9.6	46.0	13.0	24.0	46.0	9.6	9.6	63.0	67°	200	0.83	1	20000
						2.480	*.378*	*1.811*	*.512*	*.945*	*1.811*	*.378*	*.378*	*2.480*		*2900*			
	E12	1	1	7	C6-391.EH-12 049	63.0	11.6	49.0	16.3	27.0	49.0	11.6	11.6	63.0	67°	200	0.83	1	20000
						2.480	*.457*	*1.929*	*.642*	*1.063*	*1.929*	*.457*	*.457*	*2.480*		*2900*			
	E16	1	1	7	C6-391.EH-16 054	63.0	15.4	54.0	21.8	32.0	54.0	15.4	15.4	63.0	66°	200	0.85	1	20000
						2.480	*.606*	*2.126*	*.858*	*1.260*	*2.126*	*.606*	*.606*	*2.480*		*2900*			
	E20	1	1	7	C6-391.EH-20 051	63.0	19.2	51.0	19.3	29.0	51.0	19.2	19.2	63.0	66°	200	0.85	1	20000
						2.480	*.756*	*2.008*	*.760*	*1.142*	*2.008*	*.756*	*.756*	*2.480*		*2900*			
	E25	1	1	7	C6-391.EH-25 056	63.0	24.1	56.0	25.0	34.0	56.0	24.1	24.1	63.0	65°	200	0.88	1	20000
						2.480	*.949*	*2.205*	*.984*	*1.339*	*2.205*	*.949*	*.949*	*2.480*		*2900*			

ISO 13399 Q1 CNSC CXSC Q35 C3 - D C Q30

Coromant Capto® a Coromant EH, adaptador

Diseño largo

DSGN 15

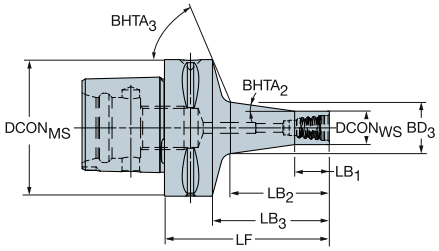

Versión métrica

CZC$_{MS}$	CZC$_{WS}$	CNSC	CXSC	DSGN	Código de pedido	Dimensiones, mm, pulg. DCON$_{MS}$	DCON$_{WS}$	LF	LB$_1$	LB$_2$	LB$_3$	LB$_4$	BD$_1$	BD$_2$	BD$_3$	BD$_4$	BHTA$_2$	CP Bar/PSI	Kg	BBD	RPMX
C3	E10	1	1	15	C3-391.EH-10 049	32.0	9.6	49.0	10.0	28.5	34.0	49.0	9.6	9.6	14.8	32.0	8°	150	0.15	1	40000
						1.260	*.378*	*1.929*	*.394*	*1.122*	*1.339*	*1.929*	*.378*	*.378*	*.583*	*1.260*		*2175*			
	E12	1	1	15	C3-391.EH-12 054	32.0	11.6	54.0	12.0	33.9	39.0	54.0	11.6	11.6	17.8	32.0	8°	150	0.16	1	40000
						1.260	*.457*	*2.126*	*.472*	*1.335*	*1.535*	*2.126*	*.457*	*.457*	*.701*	*1.260*		*2175*			
	E16	1	1	15	C3-391.EH-16 065	32.0	15.4	65.0	16.0	45.7	50.0	65.0	15.4	15.4	23.8	32.0	8°	150	0.21	1	40000
						1.260	*.606*	*2.559*	*.630*	*1.799*	*1.969*	*2.559*	*.606*	*.606*	*.937*	*1.260*		*2175*			
C4	E10	1	1	15	C4-391.EH-10 055	40.0	9.6	55.0	10.0	28.5	32.6	55.0	9.6	9.6	22.1	40.0	8°	200	0.29	1	39000
						1.575	*.378*	*2.165*	*.394*	*1.122*	*1.283*	*2.165*	*.378*	*.378*	*.870*	*1.575*		*2900*			
	E12	1	1	15	C4-391.EH-12 060	40.0	11.6	60.0	12.0	33.9	40.0	60.0	11.6	11.6	17.7	40.0	8°	200	0.30	1	39000
						1.575	*.457*	*2.362*	*.472*	*1.335*	*1.575*	*2.362*	*.457*	*.457*	*.697*	*1.575*		*2900*			
	E16	1	1	15	C4-391.EH-16 071	40.0	15.4	71.0	16.0	45.7	51.0	71.0	15.4	15.4	23.7	40.0	8°	200	0.35	1	39000
						1.575	*.606*	*2.795*	*.630*	*1.799*	*2.008*	*2.795*	*.606*	*.606*	*.933*	*1.575*		*2900*			
	E20	1	1	15	C4-391.EH-20 084	40.0	19.2	84.0	20.0	59.6	64.0	84.0	19.2	19.2	30.3	40.0	8°	200	0.45	1	39000
						1.575	*.756*	*3.307*	*.787*	*2.346*	*2.520*	*3.307*	*.756*	*.756*	*1.193*	*1.575*		*2900*			
	E25	1	1	15	C4-391.EH-25 074	40.0	24.1	74.0	25.0	49.6	54.0	74.0	24.1	24.1	31.0	40.0	8°	200	0.44	1	39000
						1.575	*.949*	*2.913*	*.984*	*1.953*	*2.126*	*2.913*	*.949*	*.949*	*1.220*	*1.575*		*2900*			
C5	E10	1	1	15	C5-391.EH-10 056	50.0	9.6	56.0	10.0	28.1	36.0	56.0	9.6	9.6	14.7	50.0	8°	200	0.48	1	28000
						1.969	*.378*	*2.205*	*.394*	*1.106*	*1.417*	*2.205*	*.378*	*.378*	*.579*	*1.969*		*2900*			
	E12	1	1	15	C5-391.EH-12 061	50.0	11.6	61.0	12.0	33.5	41.0	61.0	11.6	11.6	17.6	50.0	8°	200	0.49	1	28000
						1.969	*.457*	*2.402*	*.472*	*1.319*	*1.614*	*2.402*	*.457*	*.457*	*.693*	*1.969*		*2900*			
	E16	1	1	15	C5-391.EH-16 072	50.0	15.4	72.0	16.0	45.3	52.0	72.0	15.4	15.4	23.6	50.0	8°	200	0.54	1	28000
						1.969	*.606*	*2.835*	*.630*	*1.783*	*2.047*	*2.835*	*.606*	*.606*	*.929*	*1.969*		*2900*			
	E20	1	1	15	C5-391.EH-20 085	50.0	19.2	85.0	20.0	59.2	65.0	85.0	19.2	19.2	30.2	50.0	8°	200	0.64	1	28000
						1.969	*.756*	*3.346*	*.787*	*2.331*	*2.559*	*3.346*	*.756*	*.756*	*1.189*	*1.969*		*2900*			
	E25	1	1	15	C5-391.EH-25 100	50.0	24.1	100.0	25.0	75.3	80.0	100.0	24.1	24.1	38.2	50.0	8°	200	0.82	1	28000
						1.969	*.949*	*3.937*	*.984*	*2.965*	*3.150*	*3.937*	*.949*	*.949*	*1.504*	*1.969*		*2900*			
C6	E10	1	1	15	C6-391.EH-10 060	63.0	9.6	60.0	10.0	28.4	38.0	60.0	9.6	9.6	14.8	63.0	8°	200	0.84	1	20000
						2.480	*.378*	*2.362*	*.394*	*1.118*	*1.496*	*2.362*	*.378*	*.378*	*.583*	*2.480*		*2900*			
	E12	1	1	15	C6-391.EH-12 065	63.0	11.6	65.0	12.0	33.8	43.0	65.0	11.6	11.6	17.7	63.0	8°	200	0.86	1	20000
						2.480	*.457*	*2.559*	*.472*	*1.331*	*1.693*	*2.559*	*.457*	*.457*	*.697*	*2.480*		*2900*			
	E16	1	1	15	C6-391.EH-16 076	63.0	15.4	76.0	16.0	45.6	54.0	76.0	15.4	15.4	23.7	63.0	8°	200	0.91	1	20000
						2.480	*.606*	*2.992*	*.630*	*1.795*	*2.126*	*2.992*	*.606*	*.606*	*.933*	*2.480*		*2900*			
	E20	1	1	15	C6-391.EH-20 088	63.0	19.2	88.0	20.0	58.4	66.0	88.0	19.2	19.2	30.0	63.0	8°	200	1.00	1	20000
						2.480	*.756*	*3.465*	*.787*	*2.299*	*2.598*	*3.465*	*.756*	*.756*	*1.181*	*2.480*		*2900*			
	E25	1	1	15	C6-391.EH-25 103	63.0	24.1	103.0	25.0	74.5	81.0	103.0	24.1	24.1	38.0	63.0	8°	200	1.18	1	20000
						2.480	*.949*	*4.055*	*.984*	*2.933*	*3.189*	*4.055*	*.949*	*.949*	*1.496*	*2.480*		*2900*			
C8	E20	1	1	15	C8-391.EH-20 100	80.0	19.2	100.0	20.0	60.2	70.0	100.0	19.2	19.2	30.5	80.0	8°	200	2.06	1	14000
						3.150	*.756*	*3.937*	*.787*	*2.370*	*2.756*	*3.937*	*.756*	*.756*	*1.201*	*3.150*		*2900*			
	E25	1	1	15	C8-391.EH-25 114	80.0	24.1	114.0	25.0	75.3	84.0	114.0	24.1	24.1	38.2	80.0	8°	200	2.24	1	14000
						3.150	*.949*	*4.488*	*.984*	*2.965*	*3.307*	*4.488*	*.949*	*.949*	*1.504*	*3.150*		*2900*			

ISO 13399 Q1 CNSC CXSC Q35 C3 – D C Q30

Coromant Capto® a Coromant EH, adaptador

Diseño cónico largo

DSGN 3

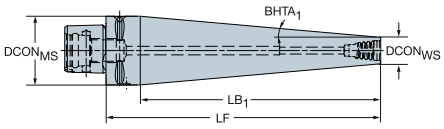

Versión métrica

CZC_{MS}	CZC_{WS}	CNSC	CXSC	DSGN	Código de pedido	Dimensiones, mm, pulg. $DCON_{MS}$	$DCON_{WS}$	LF	LB_1	LB_2	BD_1	BD_2	$BHTA_1$	CP Bar/PSI	Kg	BBD	RPMX
C3	E10	1	1	3	**C3-391.EH-10 143**	32.0	9.6	143.0	128.0	143.0	9.6	32.0	5°	150	0.47	1	40000
						1.260	*.378*	*5.630*	*5.039*	*5.630*	*.378*	*1.260*		*2175*			
	E12	1	1	3	**C3-391.EH-12 132**	32.0	11.6	132.0	117.0	132.0	11.6	32.0	5°	150	0.47	1	40000
						1.260	*.457*	*5.197*	*4.606*	*5.197*	*.457*	*1.260*		*2175*			
	E16	1	1	3	**C3-391.EH-16 110**	32.0	15.4	110.0	95.0	110.0	15.4	32.0	5°	150	0.43	1	40000
						1.260	*.606*	*4.331*	*3.740*	*4.331*	*.606*	*1.260*		*2175*			
C4	E10	1	1	3	**C4-391.EH-10 128**	40.0	9.6	128.0	108.0	128.0	9.6	40.0	8°	200	0.70	1	39000
						1.575	*.378*	*5.039*	*4.252*	*5.039*	*.378*	*1.575*		*2900*			
	E12	1	1	3	**C4-391.EH-12 121**	40.0	11.6	121.0	101.0	121.0	11.6	40.0	8°	200	0.68	1	39000
						1.575	*.457*	*4.764*	*3.976*	*4.764*	*.457*	*1.575*		*2900*			
	E16	1	1	3	**C4-391.EH-16 160**	40.0	15.4	160.0	140.0	160.0	15.4	40.0	5°	200	0.93	1	39000
						1.575	*.606*	*6.299*	*5.512*	*6.299*	*.606*	*1.575*		*2900*			
	E20	1	1	3	**C4-391.EH-20 139**	40.0	19.2	139.0	119.0	139.0	19.2	40.0	5°	200	0.88	1	39000
						1.575	*.756*	*5.472*	*4.685*	*5.472*	*.756*	*1.575*		*2900*			
C5	E16	1	1	3	**C5-391.EH-16 143**	50.0	15.4	143.0	123.0	143.0	15.4	50.0	8°	200	1.28	1	28000
						1.969	*.606*	*5.630*	*4.843*	*5.630*	*.606*	*1.969*		*2900*			
	E20	1	1	3	**C5-391.EH-20 130**	50.0	19.2	130.0	110.0	130.0	19.2	50.0	8°	200	1.25	1	28000
						1.969	*.756*	*5.118*	*4.331*	*5.118*	*.756*	*1.969*		*2900*			

ISO 13399 Q1 CNSC CXSC Q35 C3 – D C Q30

Coromant Capto® a Coromant EH, adaptador

Diseño corto, solo para sujeción de segmentos

DSGN 7

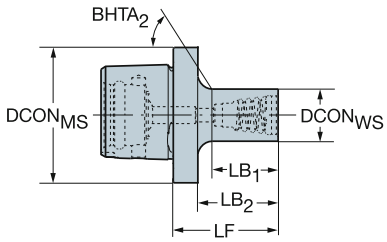

Versión métrica

CZC_{MS}	CZC_{WS}	CNSC	CXSC	DSGN	Código de pedido	Dimensiones, mm, pulg. $DCON_{MS}$	$DCON_{WS}$	LF	LB_1	LB_2	LB_3	BD_1	BD_2	BD_3	$BHTA_2$	CP Bar/PSI	Kg	BBD	RPMX
C3	E10	1	1	7	**C3-391.EH-10 026**	32.0	9.6	26.0	13.0	18.0	26.0	9.6	9.6	32.0	45°	150	0.09	1	40000
						1.260	*.378*	*1.024*	*.512*	*.709*	*1.024*	*.378*	*.378*	*1.260*		*2175*			
	E12	1	1	7	**C3-391.EH-12 029**	32.0	11.6	29.0	16.0	21.0	29.0	11.6	11.6	32.0	45°	150	0.10	1	40000
						1.260	*.457*	*1.142*	*.630*	*.827*	*1.142*	*.457*	*.457*	*1.260*		*2175*			
C4	E10	1	1	7	**C4-391.EH-10 026**	40.0	9.6	26.0	13.0	18.0	26.0	9.6	9.6	40.0	45°	200	0.16	1	39000
						1.575	*.378*	*1.024*	*.512*	*.709*	*1.024*	*.378*	*.378*	*1.575*		*2900*			
	E12	1	1	7	**C4-391.EH-12 029**	40.0	11.6	29.0	16.0	21.0	29.0	11.6	11.6	40.0	45°	200	0.17	1	39000
						1.575	*.457*	*1.142*	*.630*	*.827*	*1.142*	*.457*	*.457*	*1.575*		*2900*			
	E16	1	1	7	**C4-391.EH-16 035**	40.0	15.4	35.0	22.0	27.0	35.0	15.4	15.4	40.0	45°	200	0.18	1	39000
						1.575	*.606*	*1.378*	*.866*	*1.063*	*1.378*	*.606*	*.606*	*1.575*		*2900*			
C5	E10	1	1	7	**C5-391.EH-10 026**	50.0	9.6	26.0	13.0	18.0	26.0	9.6	9.6	50.0	45°	200	0.28	1	28000
						1.969	*.378*	*1.024*	*.512*	*.709*	*1.024*	*.378*	*.378*	*1.969*		*2900*			
	E12	1	1	7	**C5-391.EH-12 029**	50.0	11.6	29.0	16.0	21.0	29.0	11.6	11.6	50.0	45°	200	0.29	1	28000
						1.969	*.457*	*1.142*	*.630*	*.827*	*1.142*	*.457*	*.457*	*1.969*		*2900*			
	E16	1	1	7	**C5-391.EH-16 035**	50.0	15.4	35.0	22.0	27.0	35.0	15.4	15.4	50.0	45°	200	0.30	1	28000
						1.969	*.606*	*1.378*	*.866*	*1.063*	*1.378*	*.606*	*.606*	*1.969*		*2900*			

ISO 13399 Q1 CNSC CXSC Q35 C3 – D C Q30

Coromant Capto® a Coromant EH, adaptador

Diseño corto

DSGN 7

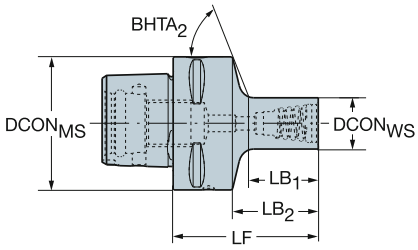

Versión en pulgadas

CZC_{MS}	CZC_{WS}	CNSC	CXSC	DSGN	Código de pedido	Dimensiones, mm, pulg. $DCON_{MS}$	$DCON_{WS}$	LF	LB_1	LB_2	LB_3	BD_1	BD_2	BD_3	$BHTA_2$	CP Bar/PSI	Kg	BBD	RPMX
C3	E10	1	1	7	C3-A391.EH-10 034	32.0	9.2	34.0	12.1	19.0	34.0	9.2	9.2	32.0	59°	150	0.13	1	40000
						1.260	*.360*	*1.339*	*.476*	*.748*	*1.339*	*.360*	*.360*	*1.260*		*2175*			
	E12	1	1	7	C3-A391.EH-12 039	32.0	12.2	39.0	17.5	24.0	39.0	12.2	12.2	32.0	57°	150	0.14	1	40000
						1.260	*.480*	*1.535*	*.689*	*.945*	*1.535*	*.480*	*.480*	*1.260*		*2175*			
	E16	1	1	7	C3-A391.EH-16 043	32.0	15.4	43.0	21.9	28.0	43.0	15.4	15.4	32.0	54°	150	0.15	1	40000
						1.260	*.606*	*1.693*	*.862*	*1.102*	*1.693*	*.606*	*.606*	*1.260*		*2175*			
C4	E10	1	1	7	C4-A391.EH-10 040	40.0	9.2	40.0	12.0	20.0	40.0	9.2	9.2	40.0	63°	200	0.27	1	39000
						1.575	*.360*	*1.575*	*.472*	*.787*	*1.575*	*.360*	*.360*	*1.575*		*2900*			
	E12	1	1	7	C4-A391.EH-12 045	40.0	12.2	45.0	17.4	25.0	45.0	12.2	12.2	40.0	62°	200	0.28	1	39000
						1.575	*.480*	*1.772*	*.685*	*.984*	*1.772*	*.480*	*.480*	*1.575*		*2900*			
	E16	1	1	7	C4-A391.EH-16 049	40.0	15.4	49.0	21.9	29.0	49.0	15.4	15.4	40.0	60°	200	0.29	1	39000
						1.575	*.606*	*1.929*	*.862*	*1.142*	*1.929*	*.606*	*.606*	*1.575*		*2900*			
	E20	1	1	7	C4-A391.EH-20 044	40.0	18.4	44.0	17.3	24.0	44.0	18.4	18.4	40.0	58°	200	0.29	1	39000
						1.575	*.724*	*1.732*	*.681*	*.945*	*1.732*	*.724*	*.724*	*1.575*		*2900*			
	E25	1	1	7	C4-A391.EH-25 052	40.0	24.4	52.0	26.0	32.0	52.0	24.4	24.4	40.0	63°	200	0.34	1	39000
						1.575	*.961*	*2.047*	*1.027*	*1.260*	*2.047*	*.961*	*.961*	*1.575*		*2900*			
C5	E10	1	1	7	C5-A391.EH-10 041	50.0	9.2	41.0	11.7	21.0	60.0	9.2	9.2	50.0	65°	200	0.46	1	28000
						1.969	*.360*	*1.614*	*.461*	*.827*	*2.362*	*.360*	*.360*	*1.969*		*2900*			
	E12	1	1	7	C5-A391.EH-12 047	50.0	12.2	47.0	18.1	27.0	47.0	12.2	12.2	50.0	65°	200	0.47	1	28000
						1.969	*.480*	*1.850*	*.713*	*1.063*	*1.850*	*.480*	*.480*	*1.969*		*2900*			
	E16	1	1	7	C5-A391.EH-16 050	50.0	15.4	50.0	21.5	30.0	50.0	15.4	15.4	50.0	64°	200	0.48	1	28000
						1.969	*.606*	*1.969*	*.846*	*1.181*	*1.969*	*.606*	*.606*	*1.969*		*2900*			
	E20	1	1	7	C5-A391.EH-20 045	50.0	18.4	45.0	16.9	25.0	45.0	18.4	18.4	50.0	63°	200	0.48	1	28000
						1.969	*.724*	*1.772*	*.665*	*.984*	*1.772*	*.724*	*.724*	*1.969*		*2900*			
	E25	1	1	7	C5-A391.EH-25 053	50.0	24.4	53.0	25.7	33.0	53.0	24.4	24.4	50.0	60°	200	0.53	1	28000
						1.969	*.961*	*2.087*	*1.012*	*1.299*	*2.087*	*.961*	*.961*	*1.969*		*2900*			
C6	E10	1	1	7	C6-A391.EH-10 045	63.0	9.2	45.0	11.9	23.0	45.0	9.2	9.2	63.0	68°	200	0.83	1	20000
						2.480	*.360*	*1.772*	*.470*	*.906*	*1.772*	*.360*	*.360*	*2.480*		*2900*			
	E12	1	1	7	C6-A391.EH-12 050	63.0	12.2	50.0	17.4	28.0	50.0	12.2	12.2	63.0	68°	200	0.83	1	20000
						2.480	*.480*	*1.969*	*.685*	*1.102*	*1.969*	*.480*	*.480*	*2.480*		*2900*			
	E16	1	1	7	C6-A391.EH-16 054	63.0	15.4	54.0	21.8	32.0	54.0	15.4	15.4	63.0	67°	200	0.85	1	20000
						2.480	*.606*	*2.126*	*.858*	*1.260*	*2.126*	*.606*	*.606*	*2.480*		*2900*			
	E20	1	1	7	C6-A391.EH-20 049	63.0	18.4	49.0	17.2	27.0	49.0	18.4	18.4	63.0	66°	200	0.84	1	20000
						2.480	*.724*	*1.929*	*.677*	*1.063*	*1.929*	*.724*	*.724*	*2.480*		*2900*			
	E25	1	1	7	C6-A391.EH-25 057	63.0	24.4	57.0	26.0	35.0	57.0	24.4	24.4	63.0	65°	200	0.89	1	20000
						2.480	*.961*	*2.244*	*1.024*	*1.378*	*2.244*	*.961*	*.961*	*2.480*		*2900*			

ISO 13399 Q1

CNSC CXSC Q35

C3 – D C Q30

Coromant Capto® a Coromant EH, adaptador

Diseño corto, solo para sujeción de segmentos

DSGN 7

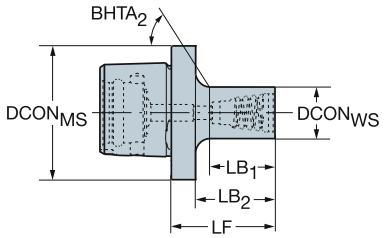

Versión en pulgadas

CZC_{MS}	CZC_{WS}	CNSC	CXSC	DSGN	Código de pedido	Dimensiones, mm, pulg. $DCON_{MS}$	$DCON_{WS}$	LF	LB_1	LB_2	LB_3	BD_1	BD_2	BD_3	$BHTA_2$	CP Bar/PSI	Kg	BBD	RPMX
C3	E10	1	1	7	**C3-A391.EH-10 025**	32.0	9.2	25.0	12.0	17.0	25.0	9.2	9.2	32.0	45°	150	0.09	1	40000
						1.260	*.360*	*.984*	*.472*	*.669*	*.984*	*.360*	*.360*	*1.260*		*2175*			
	E12	1	1	7	**C3-A391.EH-12 031**	32.0	12.2	31.0	18.0	23.0	31.0	12.2	12.2	32.0	45°	150	0.10	1	40000
						1.260	*.480*	*1.220*	*.709*	*.906*	*1.220*	*.480*	*.480*	*1.260*		*2175*			
C4	E10	1	1	7	**C4-A391.EH-10 025**	40.0	9.2	25.0	12.0	17.0	25.0	9.2	9.2	40.0	45°	200	0.16	1	39000
						1.575	*.360*	*.984*	*.472*	*.669*	*.984*	*.360*	*.360*	*1.575*		*2900*			
	E12	1	1	7	**C4-A391.EH-12 031**	40.0	12.2	31.0	18.0	23.0	31.0	12.2	12.2	40.0	45°	200	0.17	1	39000
						1.575	*.480*	*1.220*	*.709*	*.906*	*1.220*	*.480*	*.480*	*1.575*		*2900*			
	E16	1	1	7	**C4-A391.EH-16 034**	40.0	15.4	34.0	21.0	26.0	34.0	15.4	15.4	40.0	45°	200	0.18	1	39000
						1.575	*.606*	*1.339*	*.827*	*1.024*	*1.339*	*.606*	*.606*	*1.575*		*2900*			
C5	E10	1	1	7	**C5-A391.EH-10 025**	50.0	9.2	25.0	12.0	17.0	25.0	9.2	9.2	50.0	45°	200	0.28	1	28000
						1.969	*.360*	*.984*	*.472*	*.669*	*.984*	*.360*	*.360*	*1.969*		*2900*			
	E12	1	1	7	**C5-A391.EH-12 031**	50.0	12.2	31.0	18.0	23.0	31.0	12.2	12.2	50.0	45°	200	0.29	1	28000
						1.969	*.480*	*1.220*	*.709*	*.906*	*1.220*	*.480*	*.480*	*1.969*		*2900*			

ISO 13399 Q1 CNSC CXSC Q35 C3 – D C Q30

Coromant Capto® a adaptador para árbol

Refrigerante a través del eje

DSGN 1

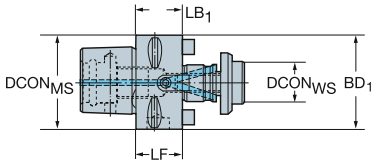

2

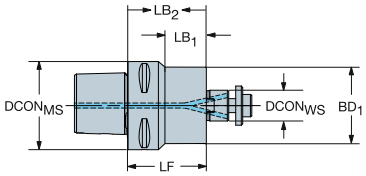

Guía métrica

						Dimensiones, mm, pulg.								CP Bar/PSI	Kg	
CZC_{MS}	CZC_{WS}	CNSC	CXSC	DSGN	**Código de pedido**	$DCON_{MS}$	DBC	$DCON_{WS}$	LF	LB_1	LB_2	BD_1	BD_2			BBD
C3	16	1	4	1	**C3-391.05C-16 030**	32.0		16.0	30.0	30.0		32.0		80	0.30	1
						1.260		*.630*	*1.181*	*1.181*		*1.260*		*1160*		
C4	16	1	4	2	**C4-391.05C-16 032**	40.0		16.0	32.0	10.0	32.0	32.0	40.0	80	0.30	1
						1.575		*.630*	*1.260*	*.394*	*1.260*	*1.260*	*1.575*	*1160*		
	22	1	4	1	**C4-391.05C-22 025**	40.0		22.0	25.0	25.0		40.0		80	0.40	1
						1.575		*.866*	*.984*	*.984*		*1.575*		*1160*		
C5	16	1	4	2	**C5-391.05C-16 035**	50.0		16.0	35.0	10.0	35.0	32.0	50.0	80	0.60	1
						1.969		*.630*	*1.378*	*.394*	*1.378*	*1.260*	*1.969*	*1160*		
	22	1	4	1	**C5-391.05C-22 025M**	50.0		22.0	25.0	25.0		50.0		80	0.50	1
						1.969		*.866*	*.984*	*.984*		*1.969*		*1160*		
	27	1	4	1	**C5-391.05C-27 025M**	50.0		27.0	25.0	25.0		56.0		80	0.50	1
						1.969		*1.063*	*.984*	*.984*		*2.205*		*1160*		
	32	1	4	1	**C5-391.05C-32 040**	50.0		32.0	40.0	40.0		63.0		80	1.20	1
						1.969		*1.260*	*1.575*	*1.575*		*2.480*		*1160*		
C6	16	1	4	2	**C6-391.05C-16 040**	63.0		16.0	40.0	10.0	40.0	32.0	63.0	80	0.90	0
						2.480		*.630*	*1.575*	*.394*	*1.575*	*1.260*	*2.480*	*1160*		
	22	1	4	1	**C6-391.05C-22 025M**	63.0		22.0	25.0	25.0		63.0		80	0.80	0
						2.480		*.866*	*.984*	*.984*		*2.480*		*1160*		
	27	1	4	1	**C6-391.05C-27 025M**	63.0		27.0	25.0	25.0		63.0		80	0.90	0
						2.480		*1.063*	*.984*	*.984*		*2.480*		*1160*		
	32	1	4	1	**C6-391.05C-32 025M**	63.0		32.0	25.0	25.0		65.0		80	0.90	0
						2.480		*1.260*	*.984*	*.984*		*2.559*		*1160*		
	40S	1	4	1	**C6-391.05C-40 050M**	63.0	66.7	40.0	50.0	50.0		87.0		80	2.00	0
						2.480	*2.626*	*1.575*	*1.969*	*1.969*		*3.425*		*1160*		
C8	16	1	4	2	**C8-391.05C-16 050**	80.0		16.0	50.0	10.0	50.0	32.0	80.0	80	1.60	0
						3.150		*.630*	*1.969*	*.394*	*1.969*	*1.260*	*3.150*	*1160*		
	22	1	4	1	**C8-391.05C-22 030M**	80.0		22.0	30.0	30.0		80.0		80	1.70	0
						3.150		*.866*	*1.181*	*1.181*		*3.150*		*1160*		
	27	1	4	1	**C8-391.05C-27 030M**	80.0		27.0	30.0	30.0		80.0		80	1.70	0
						3.150		*1.063*	*1.181*	*1.181*		*3.150*		*1160*		
	32	1	4	1	**C8-391.05C-32 030M**	80.0		32.0	30.0	30.0		80.0		80	1.80	0
						3.150		*1.260*	*1.181*	*1.181*		*3.150*		*1160*		
	40S	1	4	1	**C8-391.05C-40 060M**	80.0	66.7	40.0	60.0	60.0		87.0		80	3.10	0
						3.150	*2.626*	*1.575*	*2.362*	*2.362*		*3.425*		*1160*		
C10	22	1	4	2	**C10-391.05C-22 075**	100.0		22.0	75.0	27.0	75.0	48.0	100.0	80	4.12	0
						3.937		*.866*	*2.953*	*1.063*	*2.953*	*1.890*	*3.937*	*1160*		
	27	1	4	2	**C10-391.05C-27 075**	100.0		27.0	75.0	29.0	75.0	60.0	100.0	80	4.40	0
						3.937		*1.063*	*2.953*	*1.142*	*2.953*	*2.362*	*3.937*	*1160*		
	32	1	4	2	**C10-391.05C-32 075**	100.0		32.0	75.0	33.0	75.0	78.0	100.0	80	4.93	0
						3.937		*1.260*	*2.953*	*1.299*	*2.953*	*3.071*	*3.937*	*1160*		
	40S	1	4	1	**C10-391.05C-40 040M**	100.0	66.7	40.0	40.0	40.0		100.0		80	3.60	0
						3.937	*2.626*	*1.575*	*1.575*	*1.575*		*3.937*		*1160*		

ISO 13399 Q1

CNSC CXSC Q35

Coromant Capto® a adaptador para árbol

Refrigerante a través del eje

Diseño cónico largo

DSGN 3

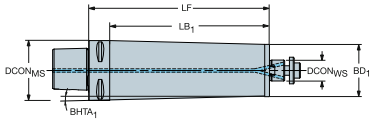

7

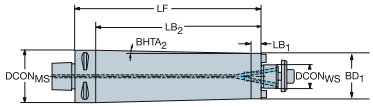

Guía métrica

CZC_{MS}	CZC_{WS}	CNSC	CXSC	DSGN	Código de pedido	Dimensiones, mm, pulg. $DCON_{MS}$	$DCON_{WS}$	LF	LB_1	LB_2	LB_3	BD_1	BD_2	BD_3	$BHTA_1$	$BHTA_2$	CP Bar/PSI	Kg	BBD
C4	16	1	4	7	**C4-391.05C-16 120**	40.0	16.0	120.0	22.0	100.0	120.0	32.0	32.0	40.0	0°	2°	80	0.90	1
						1.575	*.630*	*4.724*	*.866*	*3.937*	*4.724*	*1.260*	*1.260*	*1.575*			*1160*		
C5	22	1	4	7	**C5-391.05C-22 150**	50.0	22.0	150.0	12.0	130.0	150.0	40.0	40.0	50.0	0°	2°	80	1.90	1
						1.969	*.866*	*5.906*	*.472*	*5.118*	*5.906*	*1.575*	*1.575*	*1.969*			*1160*		
C6	22	1	4	3	**C6-391.05C-22 120**	63.0	22.0	120.0	98.0	120.0		55.0	63.0		2°	0°	80	2.70	0
						2.480	*.866*	*4.724*	*3.858*	*4.724*		*2.165*	*2.480*				*1160*		
	22	1	4	3	**C6-391.05C-22 190**	63.0	22.0	190.0	168.0	190.0		55.0	63.0		1°	0°	80	4.10	0
						2.480	*.866*	*7.480*	*6.614*	*7.480*		*2.165*	*2.480*				*1160*		
C8	27	1	4	3	**C8-391.05C-27 150**	80.0	27.0	150.0	120.0	150.0		65.0	80.0		3°	0°	80	5.30	0
						3.150	*1.063*	*5.906*	*4.724*	*5.906*		*2.559*	*3.150*				*1160*		
	27	1	4	3	**C8-391.05C-27 240**	80.0	27.0	240.0	210.0	240.0		65.0	80.0		2°	0°	80	8.10	0
						3.150	*1.063*	*9.449*	*8.268*	*9.449*		*2.559*	*3.150*				*1160*		

ISO 13399 Q1

CNSC CXSC Q35

Coromant Capto® a adaptador para árbol

DSGN 1 7



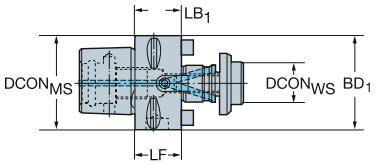

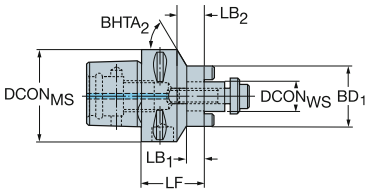

Guía métrica

						Dimensiones, mm, pulg.											CP Bar/PSI	Kg	
CZC_{MS}	CZC_{WS}	CNSC	CXSC	DSGN	**Código de pedido**	$DCON_{MS}$	DBC	$DCON_{WS}$	LF	LB_1	LB_2	LB_3	BD_1	BD_2	BD_3	$BHTA_2$			BBD
C3	16	1	1	1	**C3-391.05-16 030**	32.0		16.0	30.0	30.0			32.0				80	0.30	1
						1.260		*.630*	*1.181*	*1.181*			*1.260*				*1160*		
C4	16	1	1	7	**C4-391.05-16 032**	40.0		16.0	32.0	10.0	12.3	32.0	32.0	32.0	40.0	60°	80	0.30	1
						1.575		*.630*	*1.260*	*.394*	*.484*	*1.260*	*1.260*	*1.260*	*1.575*		*1160*		
	16	1	1	7	**C4-391.05-16 055**	40.0		16.0	55.0	33.0	35.3	55.0	32.0	32.0	40.0	60°	80	0.40	1
						1.575		*.630*	*2.165*	*1.299*	*1.390*	*2.165*	*1.260*	*1.260*	*1.575*		*1160*		
	22	1	1	1	**C4-391.05-22 025**	40.0		22.0	25.0	25.0			40.0				80	0.40	1
						1.575		*.866*	*.984*	*.984*			*1.575*				*1160*		
	22	1	1	1	**C4-391.05-22 055**	40.0		22.0	55.0	55.0			40.0				80	0.70	1
						1.575		*.866*	*2.165*	*2.165*			*1.575*				*1160*		
C5	16	1	1	7	**C5-391.05-16 035**	50.0		16.0	35.0	10.0	15.2	35.0	32.0	32.0	50.0	60°	80	0.60	1
						1.969		*.630*	*1.378*	*.394*	*.598*	*1.378*	*1.260*	*1.260*	*1.969*		*1160*		
	16	1	1	7	**C5-391.05-16 070**	50.0		16.0	70.0	44.8	50.0	70.0	32.0	32.0	50.0	60°	80	0.71	1
						1.969		*.630*	*2.756*	*1.764*	*1.969*	*2.756*	*1.260*	*1.260*	*1.969*		*1160*		
	22	1	1	1	**C5-391.05-22 025M**	50.0		22.0	25.0	25.0			50.0				80	0.50	1
						1.969		*.866*	*.984*	*.984*			*1.969*				*1160*		
	22	1	1	7	**C5-391.05-22 070**	50.0		22.0	70.0	47.0	50.0	70.0	40.0	40.0	50.0	59°	80	1.00	1
						1.969		*.866*	*2.756*	*1.850*	*1.969*	*2.756*	*1.575*	*1.575*	*1.969*		*1160*		
	27	1	1	1	**C5-391.05-27 025M**	50.0		27.0	25.0	25.0			56.0				80	0.60	1
						1.969		*1.063*	*.984*	*.984*			*2.205*				*1160*		
	32	1	1	1	**C5-391.05-32 040**	50.0		32.0	40.0	40.0			63.0				80	1.10	1
						1.969		*1.260*	*1.575*	*1.575*			*2.480*				*1160*		
C6	16	1	1	7	**C6-391.05-16 040**	63.0		16.0	40.0	10.0	17.9	40.0	32.0	32.0	63.0	63°	80	0.90	0
						2.480		*.630*	*1.575*	*.394*	*.705*	*1.575*	*1.260*	*1.260*	*2.480*		*1160*		
	22	1	1	1	**C6-391.05-22 025M**	63.0		22.0	25.0	25.0			63.0				80	0.80	0
						2.480		*.866*	*.984*	*.984*			*2.480*				*1160*		
	27	1	1	1	**C6-391.05-27 025M**	63.0		27.0	25.0	25.0			63.0				80	0.90	0
						2.480		*1.063*	*.984*	*.984*			*2.480*				*1160*		
	32	1	1	1	**C6-391.05-32 025M**	63.0		32.0	25.0	25.0			65.0				80	0.90	0
						2.480		*1.260*	*.984*	*.984*			*2.559*				*1160*		
	40S	1	1	1	**C6-391.05-40 050M**	63.0	66.7	40.0	50.0	50.0			87.0				80	2.00	0
						2.480	*2.626*	*1.575*	*1.969*	*1.969*			*3.425*				*1160*		
C8	16	1	1	7	**C8-391.05-16 050**	80.0		16.0	50.0	10.0	20.2	50.0	32.0	32.0	80.0	67°	80	1.70	0
						3.150		*.630*	*1.969*	*.394*	*.795*	*1.969*	*1.260*	*1.260*	*3.150*		*1160*		
	22	1	1	1	**C8-391.05-22 030M**	80.0		22.0	30.0	30.0			80.0				80	1.70	0
						3.150		*.866*	*1.181*	*1.181*			*3.150*				*1160*		
	27	1	1	1	**C8-391.05-27 030M**	80.0		27.0	30.0	30.0			80.0				80	1.80	0
						3.150		*1.063*	*1.181*	*1.181*			*3.150*				*1160*		
	32	1	1	1	**C8-391.05-32 030M**	80.0		32.0	30.0	30.0			80.0				80	1.80	0
						3.150		*1.260*	*1.181*	*1.181*			*3.150*				*1160*		
	40S	1	1	1	**C8-391.05-40 060M**	80.0	66.7	40.0	60.0	60.0			87.0				80	3.10	0
						3.150	*2.626*	*1.575*	*2.362*	*2.362*			*3.425*				*1160*		
	60	0	0	1	**C8-391.05-60 060**	80.0	101.6	60.0	60.0	60.0			130.0				80	5.30	0
						3.150	*4.000*	*2.362*	*2.362*	*2.362*			*5.118*				*1160*		
C10	40S	1	1	1	**C10-391.05-40 040M**	100.0	66.7	40.0	40.0	40.0			100.0				80	3.60	0
						3.937	*2.626*	*1.575*	*1.575*	*1.575*			*3.937*				*1160*		
	60	0	0	1	**C10-391.05-60 075**	100.0	101.6	60.0	75.0	75.0			130.0					5.50	0
						3.937	*4.000*	*2.362*	*2.953*	*2.953*			*5.118*						

Todos los portaherramientas se entregan con un tornillo estándar sin agujero para refrigerante.
Para fresas con canales para refrigerante, es necesario un nuevo tornillo con agujeros radiales que puede solicitarse por separado.
Consulte la página P13

ISO 13399 Q1

CNSC CXSC Q35

Coromant Capto® a adaptador para árbol

Refrigerante a través del eje

DSGN 1

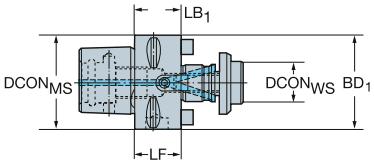

2

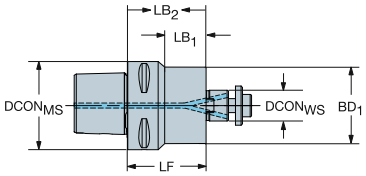

Pulgadas guía

CZC_{MS}	CZC_{WS}	CNSC	CXSC	DSGN	Código de pedido	Dimensiones, mm, pulg. $DCON_{MS}$	DBC	$DCON_{WS}$	LF	LB_1	LB_2	BD_1	BD_2	CP Bar/PSI	Kg	BBD
C3	3/4	1	4	1	C3-A391.05C-19 030	32.0		19.1	30.0	30.0		40.0		80	0.35	1
						1.260		*.750*	*1.181*	*1.181*		*1.575*		*1160*		
C4	3/4	1	4	1	C4-A391.05C-19 025M	40.0		19.1	25.0	25.0		40.0		80	0.30	1
						1.575		*.750*	*.984*	*.984*		*1.575*		*1160*		
	1	1	4	1	C4-A391.05C-25 035	40.0		25.4	35.0	35.0		50.0		80	0.55	1
						1.575		*1.000*	*1.378*	*1.378*		*1.969*		*1160*		
C5	3/4	1	4	1	C5-A391.05C-19 025M	50.0		19.1	25.0	25.0		50.0		80	0.50	1
						1.969		*.750*	*.984*	*.984*		*1.969*		*1160*		
	1	1	4	1	C5-A391.05C-25 025M	50.0		25.4	25.0	25.0		54.0		80	0.50	1
						1.969		*1.000*	*.984*	*.984*		*2.126*		*1160*		
	1 1/4	1	4	1	C5-A391.05C-31 040	50.0		31.8	40.0	40.0		63.0		80	1.20	1
						1.969		*1.250*	*1.575*	*1.575*		*2.480*		*1160*		
	1 1/2	1	4	1	C5-A391.05C-38 045M	50.0	66.7	38.1	45.0	45.0		87.0		80	1.50	1
						1.969	*2.626*	*1.500*	*1.772*	*1.772*		*3.425*		*1160*		
C6	3/4	1	4	1	C6-A391.05C-19 030M	63.0		19.1	30.0	30.0		63.0		80	1.00	0
						2.480		*.750*	*1.181*	*1.181*		*2.480*		*1160*		
	1	1	4	1	C6-A391.05C-25 030M	63.0		25.4	30.0	30.0		63.0		80	1.00	0
						2.480		*1.000*	*1.181*	*1.181*		*2.480*		*1160*		
	1 1/4	1	4	1	C6-A391.05C-31 030M	63.0		31.8	30.0	30.0		65.0		80	1.00	0
						2.480		*1.250*	*1.181*	*1.181*		*2.559*		*1160*		
	1 1/2	1	4	1	C6-A391.05C-38 050M	63.0	66.7	38.1	50.0	50.0		87.0		80	2.00	0
						2.480	*2.626*	*1.500*	*1.969*	*1.969*		*3.425*		*1160*		
C8	3/4	1	4	1	C8-A391.05C-19 030M	80.0		19.1	30.0	30.0		80.0		80	1.70	0
						3.150		*.750*	*1.181*	*1.181*		*3.150*		*1160*		
	1	1	4	1	C8-A391.05C-25 030M	80.0		25.4	30.0	30.0		80.0		80	1.70	0
						3.150		*1.000*	*1.181*	*1.181*		*3.150*		*1160*		
	1 1/4	1	4	1	C8-A391.05C-31 030M	80.0		31.8	30.0	30.0		80.0		80	1.80	0
						3.150		*1.250*	*1.181*	*1.181*		*3.150*		*1160*		
	1 1/2	1	4	1	C8-A391.05C-38 060M	80.0	66.7	38.1	60.0	60.0		87.0		80	3.10	0
						3.150	*2.626*	*1.500*	*2.362*	*2.362*		*3.425*		*1160*		
C10	3/4	1	4	2	C10-A391.05C-19 075	100.0		19.1	75.0	27.0	75.0	43.0	100.0	80	4.02	0
						3.937		*.750*	*2.953*	*1.063*	*2.953*	*1.693*	*3.937*	*1160*		
	1	1	4	2	C10-A391.05C-25 075	100.0		25.4	75.0	28.0	75.0	50.0	100.0	80	4.15	0
						3.937		*1.000*	*2.953*	*1.102*	*2.953*	*1.969*	*3.937*	*1160*		
	1 1/2	1	4	1	C10-A391.05C-38 040M	100.0	66.7	38.1	40.0	40.0		100.0		80	3.50	0
						3.937	*2.626*	*1.500*	*1.575*	*1.575*		*3.937*		*1160*		

ISO 13399 Q1

CNSC CXSC Q35

Coromant Capto® a adaptador para árbol

Refrigerante a través del eje

Versión cónica larga

DSGN 7

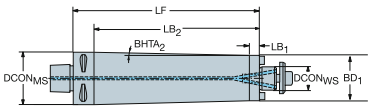

Pulgadas guía

CZC_{MS}	CZC_{WS}	CNSC	CXSC	DSGN	Código de pedido	Dimensiones, mm, pulg. $DCON_{MS}$	$DCON_{WS}$	LF	LB_1	LB_2	LB_3	BD_1	BD_2	BD_3	$BHTA_2$	CP Bar/PSI	Kg	BBD
C5	3/4	1	4	7	**C5-A391.05C-19 150**	50.0	19.1	150.0	15.0	130.0	150.0	43.0	43.0	50.0	1°	80	2.00	1
						1.969	*.750*	*5.906*	*.591*	*5.118*	*5.906*	*1.693*	*1.693*	*1.969*		*1160*		
C6	3/4	1	4	7	**C6-A391.05C-19 120**	63.0	19.1	120.0	5.0	98.0	120.0	52.0	52.0	63.0	3°	80	2.60	0
						2.480	*.750*	*4.724*	*.197*	*3.858*	*4.724*	*2.047*	*2.047*	*2.480*		*1160*		
	3/4	1	4	7	**C6-A391.05C-19 190**	63.0	19.1	190.0	5.0	168.0	190.0	52.0	52.0	63.0	1°	80	3.90	0
						2.480	*.750*	*7.480*	*.197*	*6.614*	*7.480*	*2.047*	*2.047*	*2.480*		*1160*		

ISO 13399 Q1

CNSC CXSC Q35

Coromant Capto® a adaptador para árbol



DSGN 1

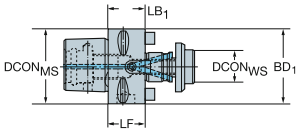

1

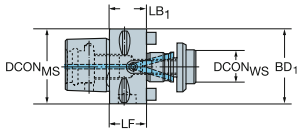

2

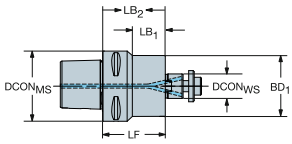

Pulgadas guía

						Dimensiones, mm, pulg.								CP Bar/PSI	Kg	
CZC_{MS}	CZC_{WS}	CNSC	CXSC	DSGN	**Código de pedido**	$DCON_{MS}$	DBC	$DCON_{WS}$	LF	LB_1	LB_2	BD_1	BD_2			BBD
C3	3/4	1	1	1	**C3-A391.05-19 030**	32.0		19.1	30.0	30.0		40.0		80	0.84	1
						1.260		*.750*	*1.181*	*1.181*		*1.575*		*1160*		
C4	3/4	1	1	1	**C4-A391.05-19 025M**	40.0		19.1	25.0	25.0		40.0		80	0.30	1
						1.575		*.750*	*.984*	*.984*		*1.575*		*1160*		
	3/4	1	1	1	**C4-A391.05-19 055**	40.0		19.1	55.0	55.0		40.0		80	1.30	1
						1.575		*.750*	*2.165*	*2.165*		*1.575*		*1160*		
	1	1	1	1	**C4-A391.05-25 035**	40.0		25.4	35.0	35.0		50.0		80	1.30	1
						1.575		*1.000*	*1.378*	*1.378*		*1.969*		*1160*		
C5	3/4	1	1	1	**C5-A391.05-19 025M**	50.0		19.1	25.0	25.0		50.0		80	0.50	1
						1.969		*.750*	*.984*	*.984*		*1.969*		*1160*		
	3/4	1	1	2	**C5-A391.05-19 070**	50.0		19.1	70.0	48.0	70.0	43.0	50.0	80	2.30	1
						1.969		*.750*	*2.756*	*1.890*	*2.756*	*1.693*	*1.969*	*1160*		
	1	1	1	1	**C5-A391.05-25 025M**	50.0		25.4	25.0	25.0		54.0		80	0.50	1
						1.969		*1.000*	*.984*	*.984*		*2.126*		*1160*		
	1 1/4	1	1	1	**C5-A391.05-31 040**	50.0		31.8	40.0	40.0		63.0		80	2.30	1
						1.969		*1.250*	*1.575*	*1.575*		*2.480*		*1160*		
	1 1/2	1	1	1	**C5-A391.05-38 045M**	50.0	66.7	38.1	45.0	45.0		87.0		80	1.60	1
						1.969	*2.626*	*1.500*	*1.772*	*1.772*		*3.425*		*1160*		
C6	3/4	1	1	1	**C6-A391.05-19 030M**	63.0		19.1	30.0	30.0		63.0		80	1.00	0
						2.480		*.750*	*1.181*	*1.181*		*2.480*		*1160*		
	1	1	1	1	**C6-A391.05-25 030M**	63.0		25.4	30.0	30.0		63.0		80	1.00	0
						2.480		*1.000*	*1.181*	*1.181*		*2.480*		*1160*		
	1 1/4	1	1	1	**C6-A391.05-31 030M**	63.0		31.8	30.0	30.0		65.0		80	1.00	0
						2.480		*1.250*	*1.181*	*1.181*		*2.559*		*1160*		
	1 1/2	1	1	1	**C6-A391.05-38 050M**	63.0	66.7	38.1	50.0	50.0		87.0		80	2.00	0
						2.480	*2.626*	*1.500*	*1.969*	*1.969*		*3.425*		*1160*		
C8	3/4	1	1	1	**C8-A391.05-19 030M**	80.0		19.1	30.0	30.0		80.0		80	1.70	0
						3.150		*.750*	*1.181*	*1.181*		*3.150*		*1160*		
	1	1	1	1	**C8-A391.05-25 030M**	80.0		25.4	30.0	30.0		80.0		80	1.80	0
						3.150		*1.000*	*1.181*	*1.181*		*3.150*		*1160*		
	1 1/4	1	1	1	**C8-A391.05-31 030M**	80.0		31.8	30.0	30.0		80.0		80	1.80	0
						3.150		*1.250*	*1.181*	*1.181*		*3.150*		*1160*		
	1 1/2	1	1	1	**C8-A391.05-38 060M**	80.0	66.7	38.1	60.0	60.0		87.0		80	3.10	0
						3.150	*2.626*	*1.500*	*2.362*	*2.362*		*3.425*		*1160*		
	2	0	0	1	**C8-A391.05-50 060**	80.0	101.6	50.8	60.0	60.0		130.0			6.20	0
						3.150	*4.000*	*2.000*	*2.362*	*2.362*		*5.118*				
	2 1/2	0	0	1	**C8-A391.05-63 060**	80.0	101.6	63.5	60.0	60.0		130.0			6.20	0
						3.150	*4.000*	*2.500*	*2.362*	*2.362*		*5.118*				
C10	1 1/2	1	1	1	**C10-A391.05-38 040M**	100.0	66.7	38.1	40.0	40.0		100.0		80	3.60	0
						3.937	*2.626*	*1.500*	*1.575*	*1.575*		*3.937*		*1160*		
	2 1/2	0	0	1	**C10-A391.05-63 075**	100.0	101.6	63.5	75.0	75.0		130.0		80	7.90	0
						3.937	*4.000*	*2.500*	*2.953*	*2.953*		*5.118*		*1160*		

ISO 13399 Q1

CNSC CXSC Q35

Coromant Capto® a adaptador para árbol antivibratorio

Refrigerante a través del eje

DSGN 1

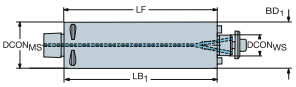

2

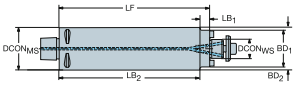

7

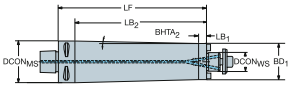

SilentTools®

Guía métrica

CZC$_{MS}$	CZC$_{WS}$	CNSC	CXSC	DSGN	Código de pedido	Dimensiones, mm, pulg. DCON$_{MS}$	DCON$_{WS}$	LF	LB$_1$	LB$_2$	LB$_3$	BD$_1$	BD$_2$	BD$_3$	BHTA$_2$	CP Bar/PSI	Kg	RPMX
C4	16	1	4	2	C4-391.05CD-16 130	40.0	16.0	130.0	6.9	130.0		38.1	40.0		0°	20	1.50	10000
						1.575	*.630*	*5.118*	*.272*	*5.118*		*1.500*	*1.575*			*290*		
	16	1	4	2	C4-391.05CD-16 200	40.0	16.0	200.0	6.9	200.0		38.1	40.0		0°	20	2.10	7000
						1.575	*.630*	*7.874*	*.272*	*7.874*		*1.500*	*1.575*			*290*		
C5	22	1	4	2	C5-391.05CD-22 180	50.0	22.0	180.0	7.3	180.0		46.2	50.0		0°	20	3.40	10000
						1.969	*.866*	*7.087*	*.287*	*7.087*		*1.819*	*1.969*			*290*		
	22	1	4	7	C5-391.05CD-22 220	50.0	22.0	220.0	6.0	199.4	220.0	38.8	40.0	50.0	1°	80	3.30	6000
						1.969	*.866*	*8.661*	*.236*	*7.850*	*8.661*	*1.528*	*1.575*	*1.969*		*1160*		
	22	1	4	2	C5-391.05CD-22 270	50.0	22.0	270.0	7.3	270.0		46.2	50.0		0°	20	4.60	7000
						1.969	*.866*	*10.630*	*.287*	*10.630*		*1.819*	*1.969*			*290*		
C6	22	1	4	2	C6-391.05CD-22 200	63.0	22.0	200.0	6.9	200.0		46.2	63.0		0°	20	5.70	10000
						2.480	*.866*	*7.874*	*.272*	*7.874*		*1.819*	*2.480*			*290*		
	22	1	4	7	C6-391.05CD-22 260	63.0	22.0	260.0	6.9	237.3	260.0	46.2	50.0	63.0	1°	80	5.80	6000
						2.480	*.866*	*10.236*	*.272*	*9.343*	*10.236*	*1.819*	*1.969*	*2.480*		*1160*		
	22	1	4	2	C6-391.05CD-22 310	63.0	22.0	310.0	6.9	310.0		46.2	63.0		0°	20	9.10	7000
						2.480	*.866*	*12.205*	*.272*	*12.205*		*1.819*	*2.480*			*290*		
	27	1	4	2	C6-391.05CD-27 200	63.0	27.0	200.0	6.5	200.0		46.2	63.0		0°	20	5.80	10000
						2.480	*1.063*	*7.874*	*.256*	*7.874*		*1.819*	*2.480*			*290*		
	27	1	4	2	C6-391.05CD-27 310	63.0	27.0	310.0	6.5	310.0		46.2	63.0		0°	20	9.20	7000
						2.480	*1.063*	*12.205*	*.256*	*12.205*		*1.819*	*2.480*			*290*		
C8	27	1	4	2	C8-391.05CD-27 220	80.0	27.0	220.0	10.0	220.0		53.4	80.0		0°	20	9.90	8000
						3.150	*1.063*	*8.661*	*.394*	*8.661*		*2.102*	*3.150*			*290*		
	27	1	4	7	C8-391.05CD-27 320	80.0	27.0	320.0	9.1	289.2	320.0	53.4	63.0	80.0	1°	80	10.90	4000
						3.150	*1.063*	*12.598*	*.358*	*11.386*	*12.598*	*2.102*	*2.480*	*3.150*		*1160*		
	27	1	4	2	C8-391.05CD-27 360	80.0	27.0	360.0	10.0	360.0		53.4	80.0		0°	20	16.20	5000
						3.150	*1.063*	*14.173*	*.394*	*14.173*		*2.102*	*3.150*			*290*		
	32/40	1	4	2	C8-391.05CD-32 220	80.0	32.0	220.0	12.8	220.0		68.4	80.0		0°	20	10.00	8000
						3.150	*1.260*	*8.661*	*.504*	*8.661*		*2.693*	*3.150*			*290*		
	32/40	1	4	2	C8-391.05CD-32 320	80.0	32.0	320.0	12.8	320.0		68.4	80.0		0°	80	13.60	4000
						3.150	*1.260*	*12.598*	*.504*	*12.598*		*2.693*	*3.150*			*1160*		
	32/40	1	4	2	C8-391.05CD-32 360	80.0	32.0	360.0	12.8	360.0		68.4	80.0		0°	20	16.30	5000
						3.150	*1.260*	*14.173*	*.504*	*14.173*		*2.693*	*3.150*			*290*		
C10	32	1	4	1	C10-391.05CD-32 400	100.0	32.0	400.0	400.0			100.0				50	22.00	4000
						3.937	*1.260*	*15.748*	*15.748*			*3.937*				*725*		
	40	1	4	1	C10-391.05CD-40 400	100.0	40.0	400.0	400.0			100.0				50	22.00	4000
						3.937	*1.575*	*15.748*	*15.748*			*3.937*				*725*		

P19 ISO 13399 Q1 CNSC CXSC Q35

Coromant Capto® a adaptador para árbol antivibratorio

DSGN 2

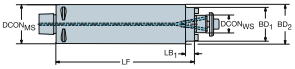

SilentTools®

Guía métrica

CZC$_{MS}$	CZC$_{WS}$	CNSC	CXSC	DSGN	Código de pedido	Dimensiones, mm, pulg. DCON$_{MS}$	DCON$_{WS}$	LF	LB$_1$	LB$_2$	BD$_1$	BD$_2$	CP Bar/PSI	Kg	RPMX
C8	32/40	1	1	2	**C8-391.06-32 320**	80.0	32.0	320.0	18.0	320.0	70.0	80.0	80	14.40	3000
						3.150	*1.260*	*12.598*	*.709*	*12.598*	*2.756*	*3.150*	*1160*		

P19 Q1 Q35

Coromant Capto® a adaptador para árbol antivibratorio

Refrigerante a través del eje

DSGN 1

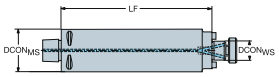

2

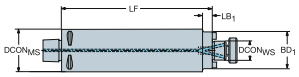

7

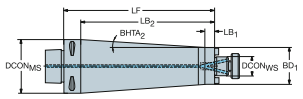

SilentTools®

Guía en pulgadas

CZC_{MS}	CZC_{WS}	CNSC	CXSC	DSGN	Código de pedido	Dimensiones, mm, pulg. $DCON_{MS}$	$DCON_{WS}$	LF	LB_1	LB_2	LB_3	BD_1	BD_2	BD_3	$BHTA_2$	CP Bar/PSI	Kg	RPMX
C5	3/4	1	4	2	C5-A391.05CD-19 180	50.0	19.1	180.0	11.1	180.0		47.2	50.0		0°	20	3.40	10000
						1.969	*.750*	*7.087*	*.437*	*7.087*		*1.858*	*1.969*			*290*		
	3/4	1	4	7	C5-A391.05CD-19 220	50.0	19.1	220.0	21.0	199.4	220.0	40.0	40.0	50.0	1°	80	3.30	6000
						1.969	*.750*	*8.661*	*.827*	*7.850*	*8.661*	*1.575*	*1.575*	*1.969*		*1160*		
	3/4	1	4	2	C5-A391.05CD-19 270	50.0	19.1	270.0	11.1	270.0		47.2	50.0		0°	20	4.60	7000
						1.969	*.750*	*10.630*	*.437*	*10.630*		*1.858*	*1.969*			*290*		
C6	1	1	4	2	C6-A391.05CD-25 200	63.0	25.4	200.0	10.8	200.0		54.1	63.0		0°	20	5.70	10000
						2.480	*1.000*	*7.874*	*.425*	*7.874*		*2.130*	*2.480*			*290*		
	1	1	4	2	C6-A391.05CD-25 260	63.0	25.4	260.0	10.8	260.0		54.1	63.0		0°	80	7.20	6000
						2.480	*1.000*	*10.236*	*.425*	*10.236*		*2.130*	*2.480*			*1160*		
	1	1	4	2	C6-A391.05CD-25 310	63.0	25.4	310.0	10.8	310.0		54.1	63.0		0°	20	9.10	7000
						2.480	*1.000*	*12.205*	*.425*	*12.205*		*2.130*	*2.480*			*290*		
C8	1 1/2	1	4	1	C8-A391.05CD-38 220	80.0	38.1	220.0	220.0			80.0				20	10.00	8000
						3.150	*1.500*	*8.661*	*8.661*			*3.150*				*290*		
	1 1/2	1	4	1	C8-A391.05CD-38 320	80.0	38.1	320.0	320.0			80.0				80	13.70	4000
						3.150	*1.500*	*12.598*	*12.598*			*3.150*				*1160*		
	1 1/2	1	4	1	C8-A391.05CD-38 360	80.0	38.1	360.0	360.0			80.0				20	16.30	5000
						3.150	*1.500*	*14.173*	*14.173*			*3.150*				*290*		
C10	1 1/2	1	4	1	C10-A391.05CD-38 400	100.0	38.1	400.0	400.0			100.0				50	22.00	4000
						3.937	*1.500*	*15.748*	*15.748*			*3.937*				*725*		

P19 Q1 Q35

Coromant Capto® a adaptador de eje de fresa de tres cortes y planear

DSGN 1

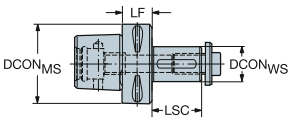

3

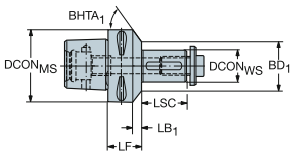

7

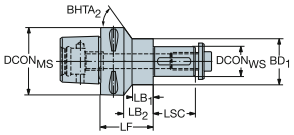

Guía métrica

CZC_{MS}	CZC_{WS}	CNSC	CXSC	DSGN	Código de pedido	Dimensiones, mm, pulg. $DCON_{MS}$	$DCON_{WS}$	LSC	LF	LB_1	LB_2	LB_3	BD_1	BD_2	BD_3	$BHTA_1$	$BHTA_2$	Kg
C3	16	0	0	3	C3-391.10-16 020	32.0	16.0	30	20.0	5.0	20.0		28.0	32.0		21°	0°	0.20
						1.260	*.630*	*1.181*	*.787*	*.197*	*.787*		*1.102*	*1.260*				
C4	16	0	0	3	C4-391.10-16 025	40.0	16.0	30	25.0	5.0	25.0		28.0	40.0		50°	0°	0.30
						1.575	*.630*	*1.181*	*.984*	*.197*	*.984*		*1.102*	*1.575*				
	22	0	0	3	C4-391.10-22 025	40.0	22.0	40	25.0	5.0	25.0		36.0	40.0		22°	0°	0.40
						1.575	*.866*	*1.575*	*.984*	*.197*	*.984*		*1.417*	*1.575*				
	27	0	0	1	C4-391.10-27 025	40.0	27.0	60	25.0	25.0			40.0					0.60
						1.575	*1.063*	*2.362*	*.984*	*.984*			*1.575*					
C5	22	0	0	3	C5-391.10-22 025	50.0	22.0	40	25.0	5.1	25.0		36.0	50.0		54°	0°	0.72
						1.969	*.866*	*1.575*	*.984*	*.201*	*.984*		*1.417*	*1.969*				
	27	0	0	3	C5-391.10-27 025	50.0	27.0	60	25.0	5.0	25.0		43.0	50.0		35°	0°	0.80
						1.969	*1.063*	*2.362*	*.984*	*.197*	*.984*		*1.693*	*1.969*				
	32	0	0	1	C5-391.10-32 025	50.0	32.0	60	25.0	25.0			50.0					0.90
						1.969	*1.260*	*2.362*	*.984*	*.984*			*1.969*					
C6	16	0	0	3	C6-391.10-16 030	63.0	16.0	30	30.0	7.8	30.0		28.0	63.0		66°	0°	0.90
						2.480	*.630*	*1.181*	*1.181*	*.307*	*1.181*		*1.102*	*2.480*				
	22	0	0	3	C6-391.10-22 030	63.0	22.0	40	30.0	7.9	30.0		36.0	63.0		59°	0°	1.00
						2.480	*.866*	*1.575*	*1.181*	*.311*	*1.181*		*1.417*	*2.480*				
	27	0	0	3	C6-391.10-27 030	63.0	27.0	60	30.0	7.8	30.0		43.0	63.0		52°	0°	1.10
						2.480	*1.063*	*2.362*	*1.181*	*.307*	*1.181*		*1.693*	*2.480*				
	32	0	0	3	C6-391.10-32 025	63.0	32.0	60	25.0	3.0	25.0		48.0	63.0		68°	0°	1.10
						2.480	*1.260*	*2.362*	*.984*	*.118*	*.984*		*1.890*	*2.480*				
	40	0	0	3	C6-391.10-40 025	63.0	40.0	60	25.0	3.0	25.0		56.0	63.0		49°	0°	1.34
						2.480	*1.575*	*2.362*	*.984*	*.118*	*.984*		*2.205*	*2.480*				
C8	22	0	0	3	C8-391.10-22 040	80.0	22.0	40	40.0	10.2	40.0		36.0	80.0		65°	0°	2.00
						3.150	*.866*	*1.575*	*1.575*	*.402*	*1.575*		*1.417*	*3.150*				
	27	0	0	3	C8-391.10-27 030	80.0	27.0	60	30.0	7.8	30.0		43.0	80.0		67°	0°	2.10
						3.150	*1.063*	*2.362*	*1.181*	*.307*	*1.181*		*1.693*	*3.150*				
	32	0	0	3	C8-391.10-32 030	80.0	32.0	60	30.0	7.6	30.0		48.0	80.0		64°	0°	2.30
						3.150	*1.260*	*2.362*	*1.181*	*.299*	*1.181*		*1.890*	*3.150*				
	40	0	0	3	C8-391.10-40 030	80.0	40.0	60	30.0	7.9	30.0		56.0	80.0		56°	0°	2.30
						3.150	*1.575*	*2.362*	*1.181*	*.311*	*1.181*		*2.205*	*3.150*				
	50	0	0	3	C8-391.10-50 030	80.0	50.0	60	30.0	3.0	30.0		70.0	80.0		58°	0°	2.80
						3.150	*1.969*	*2.362*	*1.181*	*.118*	*1.181*		*2.756*	*3.150*				
	60	0	0	1	C8-391.10-60 030	80.0	60.0	60	30.0	30.0			80.0					3.30
						3.150	*2.362*	*2.362*	*1.181*	*1.181*			*3.150*					
C10	32	0	0	7	C10-391.10-32 065	100.0	32.0	60	65.0	20.0	29.0	65.0	48.0	48.0	100.0	0°	71°	4.31
						3.937	*1.260*	*2.362*	*2.559*	*.787*	*1.142*	*2.559*	*1.890*	*1.890*	*3.937*			
	40	0	0	7	C10-391.10-40 070	100.0	40.0	60	70.0	25.0	34.0	70.0	56.0	56.0	100.0	0°	67°	4.77
						3.937	*1.575*	*2.362*	*2.756*	*.984*	*1.339*	*2.756*	*2.205*	*2.205*	*3.937*			
	50	0	0	7	C10-391.10-50 055	100.0	50.0	80	55.0	10.0	19.0	55.0	70.0	70.0	100.0	0°	59°	5.37
						3.937	*1.969*	*3.150*	*2.165*	*.394*	*.748*	*2.165*	*2.756*	*2.756*	*3.937*			
	60	0	0	3	C10-391.10-60 040	100.0	60.0	90	40.0	4.0	40.0		84.0	100.0		63°	0°	5.85
						3.937	*2.362*	*3.543*	*1.575*	*.157*	*1.575*		*3.307*	*3.937*				

P34 ISO 13399 Q1 CNSC CXSC Q35 C3 – D C Q30

Coromant Capto® a adaptador de eje de fresa de tres cortes y planear

DSGN 1

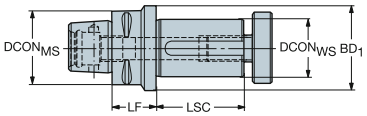

DSGN 3

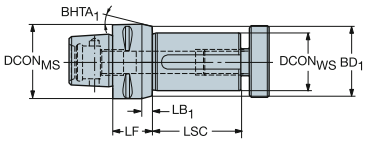

Guía en pulgadas

CZC$_{MS}$	CZC$_{WS}$	CNSC	CXSC	DSGN	Código de pedido	Dimensiones, mm, pulg. DCON$_{MS}$	DCON$_{WS}$	LSC	LF	LB$_1$	LB$_2$	BD$_1$	BD$_2$	BHTA$_1$	BHTA$_2$	Kg
C4	1	0	0	1	C4-A391.10-25 025	40.0	25.4	50	25.0	25.0		40.0				1.08
						1.575	*1.000*	*1.969*	*.984*	*.984*		*1.575*				
	1 1/4	0	0	1	C4-A391.10-31 035	40.0	31.8	60	35.0	35.0		50.0				1.65
						1.575	*1.250*	*2.362*	*1.378*	*1.378*		*1.969*				
C5	1	0	0	3	C5-A391.10-25 025	50.0	25.4	50	25.0	5.0	25.0	43.0	50.0	35°	0°	1.66
						1.969	*1.000*	*1.969*	*.984*	*.197*	*.984*	*1.693*	*1.969*			
	1 1/4	0	0	1	C5-A391.10-31 025	50.0	31.8	60	25.0	25.0		50.0				1.66
						1.969	*1.250*	*2.362*	*.984*	*.984*		*1.969*				
	1 1/2	0	0	1	C5-A391.10-38 030	50.0	38.1	60	30.0	30.0		57.0				2.30
						1.969	*1.500*	*2.362*	*1.181*	*1.181*		*2.244*				
C6	1	0	0	3	C6-A391.10-25 030	63.0	25.4	50	30.0	8.0	30.0	43.0	63.0	52°	0°	2.40
						2.480	*1.000*	*1.969*	*1.181*	*.315*	*1.181*	*1.693*	*2.480*			
	1 1/4	0	0	3	C6-A391.10-31 025	63.0	31.8	60	25.0	3.0	25.0	48.0	63.0	68°	0°	2.40
						2.480	*1.250*	*2.362*	*.984*	*.118*	*.984*	*1.890*	*2.480*			
	1 1/2	0	0	3	C6-A391.10-38 025	63.0	38.1	60	25.0	3.0	25.0	56.0	63.0	50°	0°	3.37
						2.480	*1.500*	*2.362*	*.984*	*.118*	*.984*	*2.205*	*2.480*			
C8	1	0	0	3	C8-A391.10-25 030	80.0	25.4	50	30.0	8.0	30.0	43.0	80.0	66°	0°	4.40
						3.150	*1.000*	*1.969*	*1.181*	*.315*	*1.181*	*1.693*	*3.150*			
	1 1/4	0	0	3	C8-A391.10-31 030	80.0	31.8	60	30.0	8.0	30.0	48.0	80.0	63°	0°	3.30
						3.150	*1.250*	*2.362*	*1.181*	*.315*	*1.181*	*1.890*	*3.150*			
	1 1/2	0	0	3	C8-A391.10-38 030	80.0	38.1	60	30.0	8.0	30.0	56.0	80.0	56°	0°	5.98
						3.150	*1.500*	*2.362*	*1.181*	*.315*	*1.181*	*2.205*	*3.150*			
	2	0	0	3	C8-A391.10-50 030	80.0	50.8	60	30.0	3.0	30.0	70.0	80.0	59°	0°	5.98
						3.150	*2.000*	*2.362*	*1.181*	*.118*	*1.181*	*2.756*	*3.150*			
	2 1/2	0	0	1	C8-A391.10-63 040	80.0	63.5	60	40.0	40.0		86.0				7.90
						3.150	*2.500*	*2.362*	*1.575*	*1.575*		*3.386*				

P34

ISO 13399 Q1

CNSC CXSC Q35

Coromant Capto® a adaptador VL



DSGN 1

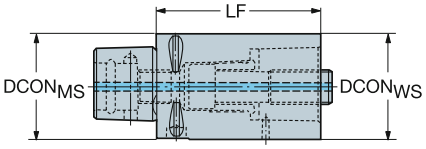

CZC$_{MS}$	CZC$_{WS}$	CNSC	CXSC	DSGN	Código de pedido	Dimensiones, mm, pulg. DCON$_{MS}$	DCON$_{WS}$	LF	LB$_1$	BD$_1$	CP Bar/PSI	Kg
C5	50	1	1	1	**C5-391.01-V50 060**	50.0	50.0	60.0	60.0	50.0	80	1.00
						1.969	*1.969*	*2.362*	*2.362*	*1.969*	*1160*	
C6	63	1	1	1	**C6-391.01-V63 080**	63.0	63.0	80.0	80.0	63.0	80	1.70
						2.480	*2.480*	*3.150*	*3.150*	*2.480*	*1160*	
C8	80	1	1	1	**C8-391.01-V80 065**	80.0	80.0	65.0	65.0	80.0	80	3.44
						3.150	*3.150*	*2.559*	*2.559*	*3.150*	*1160*	

P42 Q1 Q35

Coromant Capto® a Weldon, adaptador

Adaptador del lado de la pieza DIN 6535-HB y DIN 1835-B

DSGN 14

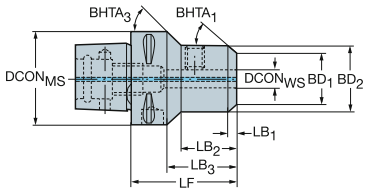

3

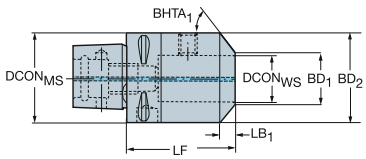

Agujero métrico

CZC_{MS}	CZC_{WS}	CNSC	CXSC	DSGN	Código de pedido	Dimensiones, mm, pulg. $DCON_{MS}$	$DCON_{WS}$	LF	LB_1	LB_2	LB_3	LB_4	BD_1	BD_2	BD_3	BD_4	$BHTA_1$	CP Bar/PSI	Kg	BBD
C3	6	1	1	14	C3-391.20-06 045A	32.0	6.0	46.0	4.0	27.5	29.5	46.0	17.0	25.0	25.0	32.0	45°	20	0.30	1
						1.260	*.236*	*1.811*	*.157*	*1.083*	*1.161*	*1.811*	*.669*	*.984*	*.984*	*1.260*		*290*		
	8	1	1	14	C3-391.20-08 045A	32.0	8.0	46.0	4.0	29.0	31.0	46.0	20.0	28.0	28.0	32.0	45°	20	0.30	1
						1.260	*.315*	*1.811*	*.157*	*1.142*	*1.220*	*1.811*	*.787*	*1.102*	*1.102*	*1.260*		*290*		
	10	1	1	3	C3-391.20-10 050	32.0	10.0	50.0	4.0	50.0			27.0	35.0			45°	20	0.40	1
						1.260	*.394*	*1.969*	*.157*	*1.969*			*1.063*	*1.378*				*290*		
	12	1	1	3	C3-391.20-12 055	32.0	12.0	55.0	5.0	55.0			32.0	42.0			45°	20	0.30	1
						1.260	*.472*	*2.165*	*.197*	*2.165*			*1.260*	*1.654*				*290*		
C4	6	1	1	14	C4-391.20-06 050	40.0	6.0	50.0	4.0	25.5	29.8	50.0	17.0	25.0	25.0	40.0	45°	20	0.40	1
						1.575	*.236*	*1.969*	*.157*	*1.004*	*1.173*	*1.969*	*.669*	*.984*	*.984*	*1.575*		*290*		
	8	1	1	14	C4-391.20-08 050	40.0	8.0	50.0	4.0	26.5	32.5	50.0	20.0	28.0	28.0	40.0	45°	20	0.40	1
						1.575	*.315*	*1.969*	*.157*	*1.043*	*1.280*	*1.969*	*.787*	*1.102*	*1.102*	*1.575*		*290*		
	10	1	1	14	C4-391.20-10 050A	40.0	10.0	51.0	4.0	29.6	31.0	51.0	27.0	35.0	35.0	40.0	45°	20	0.50	1
						1.575	*.394*	*2.008*	*.157*	*1.165*	*1.220*	*2.008*	*1.063*	*1.378*	*1.378*	*1.575*		*290*		
	12	1	1	3	C4-391.20-12 055A	40.0	12.0	56.0	5.0	56.0			32.0	42.0			45°	20	0.60	1
						1.575	*.472*	*2.205*	*.197*	*2.205*			*1.260*	*1.654*				*290*		
	14	1	1	3	C4-391.20-14 055	40.0	14.0	55.0	5.0	55.0			34.0	44.0			45°	20	0.60	1
						1.575	*.551*	*2.165*	*.197*	*2.165*			*1.339*	*1.732*				*290*		
	16	1	1	3	C4-391.20-16 055	40.0	16.0	55.0	5.0	55.0			38.0	48.0			45°	20	0.70	1
						1.575	*.630*	*2.165*	*.197*	*2.165*			*1.496*	*1.890*				*290*		
C5	6	1	1	14	C5-391.20-06 050	50.0	6.0	50.0	4.0	25.5	30.0	50.0	17.0	25.0	25.0	50.0	45°	20	0.62	1
						1.969	*.236*	*1.969*	*.157*	*1.004*	*1.181*	*1.969*	*.669*	*.984*	*.984*	*1.969*		*290*		
	8	1	1	14	C5-391.20-08 050	50.0	8.0	50.0	4.0	26.0	30.0	50.0	20.0	28.0	28.0	50.0	45°	20	0.72	1
						1.969	*.315*	*1.969*	*.157*	*1.024*	*1.181*	*1.969*	*.787*	*1.102*	*1.102*	*1.969*		*290*		
	10	1	1	14	C5-391.20-10 055	50.0	10.0	55.0	4.0	27.5	35.0	55.0	27.0	35.0	35.0	50.0	45°	20	0.72	1
						1.969	*.394*	*2.165*	*.157*	*1.083*	*1.378*	*2.165*	*1.063*	*1.378*	*1.378*	*1.969*		*290*		
	12	1	1	14	C5-391.20-12 060	50.0	12.0	60.0	5.0	36.0	40.0	60.0	32.0	42.0	42.0	50.0	45°	20	0.90	1
						1.969	*.472*	*2.362*	*.197*	*1.417*	*1.575*	*2.362*	*1.260*	*1.654*	*1.654*	*1.969*		*290*		
	14	1	1	14	C5-391.20-14 060	50.0	14.0	60.0	5.0	37.0	40.0	60.0	34.0	44.0	44.0	50.0	45°	20	0.90	1
						1.969	*.551*	*2.362*	*.197*	*1.457*	*1.575*	*2.362*	*1.339*	*1.732*	*1.732*	*1.969*		*290*		
	16	1	1	14	C5-391.20-16 060	50.0	16.0	60.0	5.0	39.0	40.0	60.0	38.0	48.0	48.0	50.0	45°	20	1.00	1
						1.969	*.630*	*2.362*	*.197*	*1.535*	*1.575*	*2.362*	*1.496*	*1.890*	*1.890*	*1.969*		*290*		
	18	1	1	3	C5-391.20-18 060	50.0	18.0	60.0	5.0	60.0			40.0	50.0			45°	20	0.90	1
						1.969	*.709*	*2.362*	*.197*	*2.362*			*1.575*	*1.969*				*290*		
	20	1	1	3	C5-391.20-20 060	50.0	20.0	60.0	5.0	60.0			42.0	52.0			45°	20	1.00	1
						1.969	*.787*	*2.362*	*.197*	*2.362*			*1.654*	*2.047*				*290*		
	25	1	1	3	C5-391.20-25 080	50.0	25.0	80.0	8.0	80.0			49.0	65.0			45°	20	1.70	1
						1.969	*.984*	*3.150*	*.315*	*3.150*			*1.929*	*2.559*				*290*		

ISO 13399 Q1

CNSC CXSC Q35

Coromant Capto® a Weldon, adaptador

Adaptador del lado de la pieza DIN 6535-HB y DIN 1835-B

DSGN 14

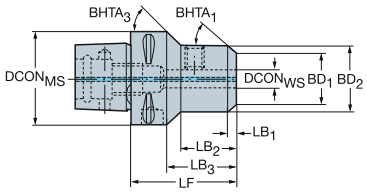

3

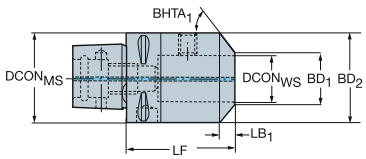

Agujero métrico

CZC$_{MS}$	CZC$_{WS}$	CNSC	CXSC	DSGN	Código de pedido	Dimensiones, mm, pulg. DCON$_{MS}$	DCON$_{WS}$	LF	LB$_1$	LB$_2$	LB$_3$	LB$_4$	BD$_1$	BD$_2$	BD$_3$	BD$_4$	BHTA$_1$	CP Bar/PSI	Kg	BBD
C6	6	1	1	14	C6-391.20-06 055	63.0	6.0	55.0	4.0	25.0	32.7	55.0	17.0	25.0	25.0	63.0	45°	20	0.90	0
						2.480	*.236*	*2.165*	*.157*	*.984*	*1.287*	*2.165*	*.669*	*.984*	*.984*	*2.480*		*290*		
	8	1	1	14	C6-391.20-08 055	63.0	8.0	55.0	4.0	26.0	33.1	55.0	20.0	28.0	28.0	63.0	45°	20	0.90	0
						2.480	*.315*	*2.165*	*.157*	*1.024*	*1.303*	*2.165*	*.787*	*1.102*	*1.102*	*2.480*		*290*		
	10	1	1	14	C6-391.20-10 060	63.0	10.0	60.0	4.0	30.0	38.1	60.0	27.0	35.0	35.0	63.0	45°	20	1.00	0
						2.480	*.394*	*2.362*	*.157*	*1.181*	*1.500*	*2.362*	*1.063*	*1.378*	*1.378*	*2.480*		*290*		
	12	1	1	14	C6-391.20-12 060	63.0	12.0	60.0	5.0	33.0	37.9	60.0	32.0	42.0	42.0	63.0	45°	20	1.10	0
						2.480	*.472*	*2.362*	*.197*	*1.299*	*1.492*	*2.362*	*1.260*	*1.654*	*1.654*	*2.480*		*290*		
	14	1	1	14	C6-391.20-14 060	63.0	14.0	60.0	5.0	33.5	37.9	60.0	34.0	44.0	44.0	63.0	45°	20	1.10	0
						2.480	*.551*	*2.362*	*.197*	*1.319*	*1.492*	*2.362*	*1.339*	*1.732*	*1.732*	*2.480*		*290*		
	16	1	1	14	C6-391.20-16 065	63.0	16.0	65.0	5.0	35.5	43.0	65.0	38.0	48.0	48.0	63.0	45°	20	1.10	0
						2.480	*.630*	*2.559*	*.197*	*1.398*	*1.693*	*2.559*	*1.496*	*1.890*	*1.890*	*2.480*		*290*		
	18	1	1	14	C6-391.20-18 065	63.0	18.0	65.0	5.0	39.0	42.7	65.0	40.0	50.0	50.0	63.0	45°	20	1.10	0
						2.480	*.709*	*2.559*	*.197*	*1.535*	*1.681*	*2.559*	*1.575*	*1.969*	*1.969*	*2.480*		*290*		
	20	1	1	14	C6-391.20-20 065	63.0	20.0	65.0	5.0	37.5	43.0	65.0	42.0	52.0	52.0	63.0	45°	20	1.50	0
						2.480	*.787*	*2.559*	*.197*	*1.476*	*1.693*	*2.559*	*1.654*	*2.047*	*2.047*	*2.480*		*290*		
	25	1	1	3	C6-391.20-25 080	63.0	25.0	80.0	8.0	80.0			49.0	65.0			45°	20	1.90	0
						2.480	*.984*	*3.150*	*.315*	*3.150*			*1.929*	*2.559*				*290*		
	32	1	1	3	C6-391.20-32 090	63.0	32.0	90.0	8.0	90.0			56.0	72.0			45°	20	2.40	0
						2.480	*1.260*	*3.543*	*.315*	*3.543*			*2.205*	*2.835*				*290*		
	40	1	1	3	C6-391.20-40 100	63.0	40.0	100.0	8.0	100.0			74.0	90.0			45°	20	3.70	0
						2.480	*1.575*	*3.937*	*.315*	*3.937*			*2.913*	*3.543*				*290*		
C8	6	1	1	14	C8-391.20-06 070	80.0	6.0	70.0	4.0	27.0	40.0	70.0	17.0	25.0	25.0	80.0	45°	20	2.10	0
						3.150	*.236*	*2.756*	*.157*	*1.063*	*1.575*	*2.756*	*.669*	*.984*	*.984*	*3.150*		*290*		
	8	1	1	14	C8-391.20-08 070	80.0	8.0	70.0	4.0	28.0	40.0	70.0	20.0	28.0	28.0	80.0	45°	20	2.10	0
						3.150	*.315*	*2.756*	*.157*	*1.102*	*1.575*	*2.756*	*.787*	*1.102*	*1.102*	*3.150*		*290*		
	10	1	1	14	C8-391.20-10 070	80.0	10.0	70.0	4.0	29.5	40.0	70.0	27.0	35.0	35.0	80.0	45°	20	2.40	0
						3.150	*.394*	*2.756*	*.157*	*1.161*	*1.575*	*2.756*	*1.063*	*1.378*	*1.378*	*3.150*		*290*		
	12	1	1	14	C8-391.20-12 070	80.0	12.0	70.0	5.0	31.0	40.0	70.0	32.0	42.0	42.0	80.0	45°	20	2.40	0
						3.150	*.472*	*2.756*	*.197*	*1.220*	*1.575*	*2.756*	*1.260*	*1.654*	*1.654*	*3.150*		*290*		
	14	1	1	14	C8-391.20-14 070	80.0	14.0	70.0	5.0	31.6	40.0	70.0	34.0	44.0	44.0	80.0	45°	20	2.40	0
						3.150	*.551*	*2.756*	*.197*	*1.244*	*1.575*	*2.756*	*1.339*	*1.732*	*1.732*	*3.150*		*290*		
	16	1	1	14	C8-391.20-16 070	80.0	16.0	70.0	5.0	33.0	40.0	70.0	38.0	48.0	48.0	80.0	45°	20	2.40	0
						3.150	*.630*	*2.756*	*.197*	*1.299*	*1.575*	*2.756*	*1.496*	*1.890*	*1.890*	*3.150*		*290*		
	18	1	1	14	C8-391.20-18 070	80.0	18.0	70.0	5.0	33.0	40.0	70.0	40.0	50.0	50.0	80.0	45°	20	2.40	0
						3.150	*.709*	*2.756*	*.197*	*1.299*	*1.575*	*2.756*	*1.575*	*1.969*	*1.969*	*3.150*		*290*		
	20	1	1	14	C8-391.20-20 070	80.0	20.0	70.0	5.0	35.5	40.0	70.0	42.0	52.0	52.0	80.0	45°	20	2.40	0
						3.150	*.787*	*2.756*	*.197*	*1.398*	*1.575*	*2.756*	*1.654*	*2.047*	*2.047*	*3.150*		*290*		
	25	1	1	14	C8-391.20-25 080	80.0	25.0	80.0	8.0	53.7	58.0	80.0	49.0	65.0	65.0	80.0	45°	20	2.40	0
						3.150	*.984*	*3.150*	*.315*	*2.114*	*2.283*	*3.150*	*1.929*	*2.559*	*2.559*	*3.150*		*290*		
	32	1	1	14	C8-391.20-32 080	80.0	32.0	80.0	8.0	55.7	58.0	80.0	56.0	72.0	72.0	80.0	45°	20	2.90	0
						3.150	*1.260*	*3.150*	*.315*	*2.193*	*2.283*	*3.150*	*2.205*	*2.835*	*2.835*	*3.150*		*290*		
	40	1	1	3	C8-391.20-40 110	80.0	40.0	110.0	8.0	110.0			74.0	90.0			45°	20	4.50	0
						3.150	*1.575*	*4.331*	*.315*	*4.331*			*2.913*	*3.543*				*290*		
	50	1	1	3	C8-391.20-50 120	80.0	50.0	120.0	8.0	120.0			84.0	100.0			45°	20	5.50	0
						3.150	*1.969*	*4.724*	*.315*	*4.724*			*3.307*	*3.937*				*290*		

ISO 13399 Q1

CNSC CXSC Q35

Coromant Capto® a Weldon, adaptador

Adaptador del lado de la pieza ANSI B94.19

DSGN 14

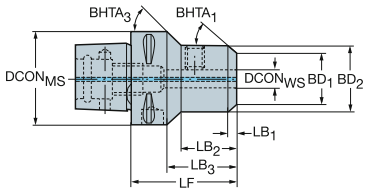

DSGN 3

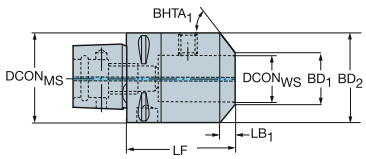

Agujero en pulgadas

CZC_{MS}	CZC_{WS}	CNSC	CXSC	DSGN	Código de pedido	Dimensiones, mm, pulg. $DCON_{MS}$	$DCON_{WS}$	LF	LB_1	LB_2	LB_3	LB_4	BD_1	BD_2	BD_3	BD_4	$BHTA_1$	CP Bar/PSI	Kg	BBD
C3	3/8	1	1	14	C3-A391.20-09 050	32.0	9.5	50.0	7.5	31.7	35.0	50.0	16.7	25.4	25.4	32.0	30°	20	0.33	1
						1.260	*.375*	*1.969*	*.295*	*1.248*	*1.378*	*1.969*	*.657*	*1.000*	*1.000*	*1.260*		*290*		
	1/2	1	1	3	C3-A391.20-12 055	32.0	12.7	55.0	7.5	55.0			23.0	32.0			30°	20	0.84	1
						1.260	*.500*	*2.165*	*.295*	*2.165*			*.906*	*1.260*				*290*		
C4	3/8	1	1	14	C4-A391.20-09 050A	40.0	9.5	51.0	7.5	28.3	31.0	51.0	16.7	25.4	25.4	40.0	30°	20	0.60	1
						1.575	*.375*	*2.008*	*.295*	*1.114*	*1.220*	*2.008*	*.657*	*1.000*	*1.000*	*1.575*		*290*		
	1/2	1	1	14	C4-A391.20-12 055A	40.0	12.7	56.0	7.5	31.8	36.0	56.0	23.0	31.7	31.7	40.0	30°	20	0.60	1
						1.575	*.500*	*2.205*	*.295*	*1.252*	*1.417*	*2.205*	*.906*	*1.248*	*1.248*	*1.575*		*290*		
	5/8	1	1	3	C4-A391.20-15 055	40.0	15.9	55.0	7.5	55.0			32.3	41.0			30°	20	1.30	1
						1.575	*.625*	*2.165*	*.295*	*2.165*			*1.272*	*1.614*				*290*		
	3/4	1	1	3	C4-A391.20-19 060	40.0	19.1	60.0	7.5	60.0			35.8	44.5			30°	20	1.65	1
						1.575	*.750*	*2.362*	*.295*	*2.362*			*1.409*	*1.752*				*290*		
C5	3/8	1	1	14	C5-A391.20-09 055	50.0	9.5	55.0	7.5	28.0	35.1	55.0	16.7	25.4	25.4	50.0	30°	20	1.30	1
						1.969	*.375*	*2.165*	*.295*	*1.102*	*1.382*	*2.165*	*.657*	*1.000*	*1.000*	*1.969*		*290*		
	1/2	1	1	14	C5-A391.20-12 060	50.0	12.7	60.0	7.5	35.7	40.0	60.0	23.0	31.7	31.7	50.0	30°	20	1.66	1
						1.969	*.500*	*2.362*	*.295*	*1.406*	*1.575*	*2.362*	*.906*	*1.248*	*1.248*	*1.969*		*290*		
	5/8	1	1	14	C5-A391.20-15 060A	50.0	15.9	60.0	7.5	38.4	40.0	61.0	32.3	41.0	41.0	50.0	30°	20	2.29	1
						1.969	*.625*	*2.362*	*.295*	*1.512*	*1.575*	*2.402*	*1.272*	*1.614*	*1.614*	*1.969*		*290*		
	3/4	1	1	14	C5-A391.20-19 060	50.0	19.1	60.0	7.5	38.4	40.0	60.0	35.8	44.5	44.5	50.0	30°	20	2.29	1
						1.969	*.750*	*2.362*	*.295*	*1.512*	*1.575*	*2.362*	*1.409*	*1.752*	*1.752*	*1.969*		*290*		
	7/8	1	1	3	C5-A391.20-22 075	50.0	22.2	75.0	7.5	75.0			41.3	50.0			30°	20	2.29	1
						1.969	*.875*	*2.953*	*.295*	*2.953*			*1.626*	*1.969*				*290*		
	1	1	1	3	C5-A391.20-25 085	50.0	25.4	85.0	7.5	85.0			48.4	57.1			30°	20	3.20	1
						1.969	*1.000*	*3.346*	*.295*	*3.346*			*1.906*	*2.248*				*290*		
	1 1/4	1	1	3	C5-A391.20-31 085	50.0	31.8	85.0	7.5	85.0			54.3	63.0			30°	20	3.20	1
						1.969	*1.250*	*3.347*	*.295*	*3.346*			*2.138*	*2.480*				*290*		
C6	3/8	1	1	14	C6-A391.20-09 060	63.0	9.5	60.0	7.5	29.0	37.8	60.0	16.7	25.4	25.4	63.0	30°	20	2.40	0
						2.480	*.375*	*2.362*	*.295*	*1.142*	*1.488*	*2.362*	*.657*	*1.000*	*1.000*	*2.480*		*290*		
	1/2	1	1	14	C6-A391.20-12 060	63.0	12.7	60.0	7.5	32.0	37.7	60.0	23.0	31.7	31.7	63.0	30°	20	2.40	0
						2.480	*.500*	*2.362*	*.295*	*1.260*	*1.484*	*2.362*	*.906*	*1.248*	*1.248*	*2.480*		*290*		
	5/8	1	1	14	C6-A391.20-15 065	63.0	15.9	65.0	7.5	36.6	43.0	65.0	32.3	41.0	41.0	63.0	30°	20	2.40	0
						2.480	*.625*	*2.560*	*.295*	*1.441*	*1.693*	*2.559*	*1.272*	*1.614*	*1.614*	*2.480*		*290*		
	3/4	1	1	14	C6-A391.20-19 065A	63.0	19.1	65.0	7.5	38.7	44.0	66.0	35.8	44.5	44.5	63.0	30°	20	2.40	0
						2.480	*.750*	*2.560*	*.295*	*1.524*	*1.732*	*2.598*	*1.409*	*1.752*	*1.752*	*2.480*		*290*		
	7/8	1	1	14	C6-A391.20-22 080	63.0	22.2	65.0	7.5	56.0	57.9	80.0	41.3	50.0	50.0	63.0	30°	20	3.38	0
						2.480	*.875*	*2.560*	*.295*	*2.205*	*2.280*	*3.150*	*1.626*	*1.969*	*1.969*	*2.480*		*290*		
	1	1	1	14	C6-A391.20-25 085	63.0	25.4	85.0	7.5	61.0	62.7	85.0	48.4	57.1	57.1	63.0	30°	20	3.38	0
						2.480	*1.000*	*3.347*	*.295*	*2.402*	*2.469*	*3.346*	*1.906*	*2.248*	*2.248*	*2.480*		*290*		
	1 1/4	1	1	3	C6-A391.20-31 085	63.0	31.8	85.0	7.5	85.0			54.3	63.0			30°	20	1.00	0
						2.480	*1.250*	*3.347*	*.295*	*3.346*			*2.138*	*2.480*				*290*		
	1 1/2	1	1	3	C6-A391.20-38 090	63.0	38.1	90.0	7.5	90.0			61.3	70.0			30°	20	3.30	0
						2.480	*1.500*	*3.543*	*.295*	*3.543*			*2.413*	*2.756*				*290*		

ISO 13399 Q1

CNSC CXSC Q35

Coromant Capto® a Weldon, adaptador

Adaptador del lado de la pieza ANSI B94.19

DSGN 14

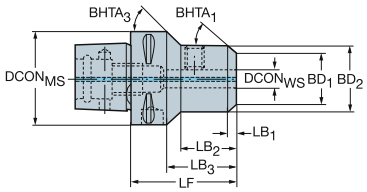

3

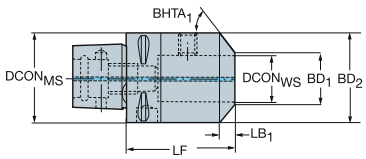

Agujero en pulgadas

CZC_{MS}	CZC_{WS}	CNSC	CXSC	DSGN	Código de pedido	Dimensiones, mm, pulg. $DCON_{MS}$	$DCON_{WS}$	LF	LB_1	LB_2	LB_3	LB_4	BD_1	BD_2	BD_3	BD_4	$BHTA_1$	CP Bar/PSI	Kg	BBD
C8	3/8	1	1	14	C8-A391.20-09 070	80.0	9.5	70.0	7.5	27.5	40.2	70.0	16.7	25.4	25.4	80.0	30°	20	1.70	0
						3.150	*.375*	*2.756*	*.295*	*1.083*	*1.583*	*2.756*	*.657*	*1.000*	*1.000*	*3.150*		*290*		
	1/2	1	1	14	C8-A391.20-12 070	80.0	12.7	70.0	7.5	31.0	39.8	70.0	23.0	31.7	31.7	80.0	30°	20	1.70	0
						3.150	*.500*	*2.756*	*.295*	*1.220*	*1.567*	*2.756*	*.906*	*1.248*	*1.248*	*3.150*		*290*		
	5/8	1	1	14	C8-A391.20-15 070	80.0	15.9	70.0	7.5	33.5	39.8	70.0	32.3	41.0	41.0	80.0	30°	20	1.70	0
						3.150	*.625*	*2.756*	*.295*	*1.319*	*1.567*	*2.756*	*1.272*	*1.614*	*1.614*	*3.150*		*290*		
	3/4	1	1	14	C8-A391.20-19 075	80.0	19.1	75.0	7.5	36.5	44.8	75.0	35.8	44.5	44.5	80.0	30°	20	2.30	0
						3.150	*.750*	*2.953*	*.295*	*1.437*	*1.764*	*2.953*	*1.409*	*1.752*	*1.752*	*3.150*		*290*		
	7/8	1	1	14	C8-A391.20-22 080	80.0	22.2	80.0	7.5	41.5	50.2	80.0	41.3	50.0	50.0	80.0	30°	20	2.30	0
						3.150	*.875*	*3.150*	*.295*	*1.634*	*1.976*	*3.150*	*1.626*	*1.969*	*1.969*	*3.150*		*290*		
	1	1	1	14	C8-A391.20-25 080	80.0	25.4	80.0	7.5	51.4	58.0	80.0	48.4	57.1	57.1	80.0	30°	20	2.30	0
						3.150	*1.000*	*3.150*	*.295*	*2.024*	*2.283*	*3.150*	*1.906*	*2.248*	*2.248*	*3.150*		*290*		
	1 1/4	1	1	14	C8-A391.20-31 080	80.0	31.8	80.0	7.5	53.1	58.0	80.0	54.3	63.0	63.0	80.0	30°	20	2.30	0
						3.150	*1.250*	*3.150*	*.295*	*2.091*	*2.283*	*3.150*	*2.138*	*2.480*	*2.480*	*3.150*		*290*		
	1 1/2	1	1	14	C8-A391.20-38 085	80.0	38.1	85.0	7.5	60.1	63.0	85.0	61.3	70.0	70.0	80.0	30°	20	2.65	0
						3.150	*1.500*	*3.346*	*.295*	*2.366*	*2.480*	*3.346*	*2.413*	*2.756*	*2.756*	*3.150*		*290*		
	2	1	1	3	C8-A391.20-50 115	80.0	50.8	115.0	7.5	115.0			84.8	93.5			30°	20	5.98	0
						3.150	*2.000*	*4.528*	*.295*	*4.528*			*3.339*	*3.681*				*290*		

ISO 13399 Q1

CNSC CXSC Q35

Coromant Capto® a ISO 9766, adaptador

DSGN 1

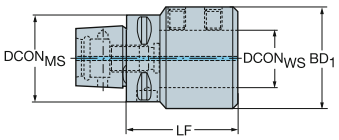

DSGN 7

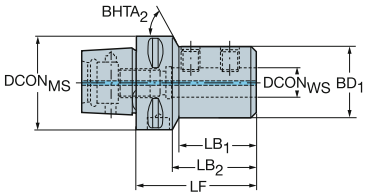

Agujero métrico

CZC$_{MS}$	CZC$_{WS}$	CNSC	CXSC	DSGN	Código de pedido	Dimensiones, mm, pulg. DCON$_{MS}$	DCON$_{WS}$	LF	LB$_1$	LB$_2$	LB$_3$	BD$_1$	BD$_2$	BD$_3$	BHTA$_2$	CP Bar/PSI	Kg	BBD
C3	16	1	1	1	C3-391.27-16 056	32.0	16.0	56.0	56.0			36.0				20	0.40	1
						1.260	*.630*	*2.205*	*2.205*			*1.417*				*290*		
	20	1	1	1	C3-391.27-20 060	32.0	20.0	60.0	60.0			40.0				20	0.40	1
						1.260	*.787*	*2.362*	*2.362*			*1.575*				*290*		
C4	16	1	1	7	C4-391.27-16 056	40.0	16.0	56.0	32.5	36.0	56.0	36.0	36.0	40.0	30°	20	0.60	1
						1.575	*.630*	*2.205*	*1.280*	*1.417*	*2.205*	*1.417*	*1.417*	*1.575*		*290*		
	20	1	1	1	C4-391.27-20 060	40.0	20.0	60.0	60.0			40.0				20	0.60	1
						1.575	*.787*	*2.362*	*2.362*			*1.575*				*290*		
	25	1	1	1	C4-391.27-25 077	40.0	25.0	77.0	77.0			45.0				20	0.70	1
						1.575	*.984*	*3.032*	*3.032*			*1.772*				*290*		
C5	16	1	1	7	C5-391.27-16 065	50.0	16.0	65.0	41.7	45.0	65.0	36.0	36.0	50.0	65°	20	0.71	1
						1.969	*.630*	*2.559*	*1.642*	*1.772*	*2.559*	*1.417*	*1.417*	*1.969*		*290*		
	20	1	1	7	C5-391.27-20 060	50.0	20.0	60.0	37.7	40.0	60.0	40.0	40.0	50.0	65°	20	0.71	1
						1.969	*.787*	*2.362*	*1.484*	*1.575*	*2.362*	*1.575*	*1.575*	*1.969*		*290*		
	25	1	1	7	C5-391.27-25 071	50.0	25.0	71.0	46.7	51.0	71.0	45.0	45.0	50.0	30°	20	0.80	1
						1.969	*.984*	*2.795*	*1.839*	*2.008*	*2.795*	*1.772*	*1.772*	*1.969*		*290*		
	32	1	1	1	C5-391.27-32 075	50.0	32.0	75.0	75.0			52.0				20	1.00	1
						1.969	*1.260*	*2.953*	*2.953*			*2.047*				*290*		
C6	16	1	1	7	C6-391.27-16 070	63.0	16.0	70.0	43.0	47.9	70.0	36.0	36.0	63.0	70°	20	1.10	0
						2.480	*.630*	*2.756*	*1.693*	*1.886*	*2.756*	*1.417*	*1.417*	*2.480*		*290*		
	20	1	1	7	C6-391.27-20 070	63.0	20.0	70.0	43.8	48.0	70.0	40.0	40.0	63.0	70°	20	1.10	0
						2.480	*.787*	*2.756*	*1.724*	*1.890*	*2.756*	*1.575*	*1.575*	*2.480*		*290*		
	25	1	1	7	C6-391.27-25 070A	63.0	25.0	72.0	45.8	50.0	72.0	45.0	45.0	63.0	65°	20	1.10	0
						2.480	*.984*	*2.835*	*1.803*	*1.969*	*2.835*	*1.772*	*1.772*	*2.480*		*290*		
	32	1	1	7	C6-391.27-32 075	63.0	32.0	75.0	49.8	53.0	75.0	52.0	52.0	63.0	60°	20	1.30	0
						2.480	*1.260*	*2.953*	*1.961*	*2.087*	*2.953*	*2.047*	*2.047*	*2.480*		*290*		
	40	1	1	1	C6-391.27-40 085	63.0	40.0	85.0	85.0			65.0				20	1.70	0
						2.480	*1.575*	*3.346*	*3.346*			*2.559*				*290*		
	50	1	1	1	C6-391.27-50 115	63.0	50.0	115.0	115.0			75.0				20	2.60	0
						2.480	*1.969*	*4.528*	*4.528*			*2.953*				*290*		
C8	16	1	1	7	C8-391.27-16 080	80.0	16.0	80.0	42.0	50.0	80.0	36.0	36.0	80.0	70°	20	2.10	0
						3.150	*.630*	*3.150*	*1.654*	*1.969*	*3.150*	*1.417*	*1.417*	*3.150*		*290*		
	20	1	1	7	C8-391.27-20 080	80.0	20.0	80.0	43.8	49.9	80.0	40.0	40.0	80.0	73°	20	2.43	0
						3.150	*.787*	*3.150*	*1.724*	*1.965*	*3.150*	*1.575*	*1.575*	*3.150*		*290*		
	25	1	1	7	C8-391.27-25 085	80.0	25.0	85.0	49.8	55.1	85.0	45.0	45.0	80.0	73°	20	2.42	0
						3.150	*.984*	*3.346*	*1.961*	*2.169*	*3.346*	*1.772*	*1.772*	*3.150*		*290*		
	32	1	1	7	C8-391.27-32 090	80.0	32.0	90.0	53.8	60.0	90.0	52.0	52.0	80.0	66°	20	2.42	0
						3.150	*1.260*	*3.543*	*2.118*	*2.362*	*3.543*	*2.047*	*2.047*	*3.150*		*290*		
	40	1	1	7	C8-391.27-40 095	80.0	40.0	95.0	62.8	65.1	95.0	65.0	65.0	80.0	73°	20	2.80	0
						3.150	*1.575*	*3.740*	*2.472*	*2.563*	*3.740*	*2.559*	*2.559*	*3.150*		*290*		
	50	1	1	7	C8-391.27-50 100	80.0	50.0	100.0	68.6	70.0	100.0	75.0	75.0	80.0	61°	20	3.10	0
						3.150	*1.969*	*3.937*	*2.701*	*2.756*	*3.937*	*2.953*	*2.953*	*3.150*		*290*		

ISO 13399 Q1

CNSC CXSC Q35

Coromant Capto® a ISO 9766, adaptador ajustable

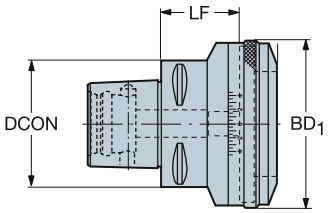

CZC_{MS}	CZC_{WS}	CNSC	CXSC	Código de pedido	Dimensiones, mm, pulg. $DCON_{MS}$	$DCON_{WS}$	LF	LB_1	BD_1	CP Bar/PSI	Kg
C5	1	1	1	**C5-391.277-01 040A**	50.0	78.0	40.0	64.6	86.0	20	1.68
					1.969	*3.071*	*1.575*	*2.543*	*3.386*	*290*	
C6	1	1	1	**C6-391.277-01 040B**	63.0	78.0	40.0	64.6	86.0	20	1.70
					2.480	*3.071*	*1.575*	*2.543*	*3.386*	*290*	
	2	1	1	**C6-391.277-02 045A**	63.0	98.0	45.0	69.6	106.0	20	2.30
					2.480	*3.858*	*1.772*	*2.740*	*4.173*	*290*	
C8	2	1	1	**C8-391.277-02050A**	80.0	98.0	50.0	74.6	106.0	20	3.45
					3.150	*3.858*	*1.969*	*2.937*	*4.173*	*290*	

P41 Q1 Q35

Coromant Capto® a Weldon / ISO 9766, adaptador

DSGN 14

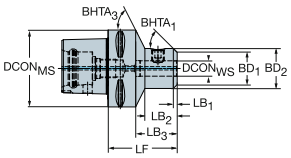

14

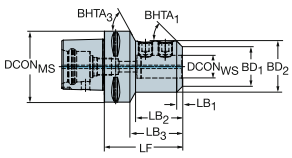

3

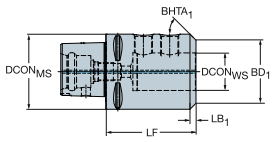

Agujero métrico

CZC_{MS}	CZC_{WS}	CNSC	CXSC	DSGN	Código de pedido	Dimensiones, mm, pulg. $DCON_{MS}$	$DCON_{WS}$	LF	LB_1	LB_2	LB_3	LB_4	BD_1	BD_2	BD_3	BD_4	$BHTA_1$	CP Bar/PSI	Kg
C10	20	1	1	14	C10-391.23-20 090	100.0	20.0	90.0	5.0	42.0	54.0	90.0	42.0	52.0	52.0	100.0	45°	20	4.31
						3.937	.787	3.543	.197	1.654	2.126	3.543	1.654	2.047	2.047	3.937		290	
	25	1	1	14	C10-391.23-25 105	100.0	25.0	105.0	8.0	61.0	69.0	105.0	49.0	65.0	65.0	100.0	45°	20	4.95
						3.937	.984	4.134	.315	2.402	2.717	4.134	1.929	2.559	2.559	3.937		290	
	32	1	1	14	C10-391.23-32 110	100.0	32.0	110.0	8.0	66.0	74.0	110.0	56.0	72.0	72.0	100.0	45°	20	5.30
						3.937	1.260	4.331	.315	2.598	2.913	4.331	2.205	2.835	2.835	3.937		290	
	40	1	1	14	C10-391.23-40 115	100.0	40.0	115.0	8.0	76.0	79.0	115.0	74.0	90.0	90.0	100.0	45°	20	6.45
						3.937	1.575	4.528	.315	2.992	3.110	4.528	2.913	3.543	3.543	3.937		290	
	50	1	1	3	C10-391.23-50 120	100.0	50.0	120.0	8.0	120.0			84.0	100.0			45°	20	7.10
						3.937	1.969	4.724	.315	4.724			3.307	3.937				290	

Agujero en pulgadas

CZC_{MS}	CZC_{WS}	CNSC	CXSC	DSGN	Código de pedido	Dimensiones, mm, pulg. $DCON_{MS}$	$DCON_{WS}$	LF	LB_1	LB_2	LB_3	LB_4	BD_1	BD_2	BD_3	BD_4	$BHTA_1$	CP Bar/PSI	Kg
C6	5/8	1	1	14	C6-A391.23-15 065	63.0	15.9	65.0	7.5	36.6	43.0	65.0	32.4	41.0	41.0	63.0	30°	20	1.10
						2.480	*.625*	*2.559*	*.295*	*1.441*	*1.693*	*2.559*	*1.276*	*1.614*	*1.614*	*2.480*		*290*	
	3/4	1	1	14	C6-A391.23-19 066	63.0	19.1	66.0	7.5	38.7	44.0	66.0	35.8	44.5	44.5	63.0	30°	20	1.20
						2.480	*.750*	*2.598*	*.295*	*1.524*	*1.732*	*2.598*	*1.409*	*1.752*	*1.752*	*2.480*		*290*	
	1	1	1	14	C6-A391.23-25 085	63.0	25.4	85.0	7.5	61.0	63.0	85.0	48.4	57.1	57.1	63.0	30°	20	1.70
						2.480	*1.000*	*3.346*	*.295*	*2.402*	*2.480*	*3.346*	*1.906*	*2.248*	*2.248*	*2.480*		*290*	
	1 1/4	1	1	3	C6-A391.23-31 085	63.0	31.8	85.0	7.5	85.0			54.4	63.0			30°	20	1.80
						2.480	*1.250*	*3.346*	*.295*	*3.346*			*2.142*	*2.480*				*290*	
	1 1/2	1	1	3	C6-A391.23-38 090	63.0	38.1	90.0	7.5	90.0			61.4	70.0			30°	20	2.10
						2.480	*1.500*	*3.543*	*.295*	*3.543*			*2.417*	*2.756*				*290*	
C8	5/8	1	1	14	C8-A391.23-15 070	80.0	15.9	70.0	7.5	34.0	40.0	70.0	32.4	41.0	41.0	80.0	30°	20	2.10
						3.150	*.625*	*2.756*	*.295*	*1.339*	*1.575*	*2.756*	*1.276*	*1.614*	*1.614*	*3.150*		*290*	
	3/4	1	1	14	C8-A391.23-19 075	80.0	19.1	75.0	7.5	36.5	44.8	75.0	35.8	44.5	44.5	80.0	30°	20	2.20
						3.150	*.750*	*2.953*	*.295*	*1.437*	*1.764*	*2.953*	*1.409*	*1.752*	*1.752*	*3.150*		*290*	
	1	1	1	14	C8-A391.23-25 080	80.0	25.4	80.0	7.5	51.4	58.0	80.0	48.4	57.1	57.1	80.0	30°	20	2.30
						3.150	*1.000*	*3.150*	*.295*	*2.024*	*2.283*	*3.150*	*1.906*	*2.248*	*2.248*	*3.150*		*290*	
	1 1/4	1	1	14	C8-A391.23-31 080	80.0	31.8	80.0	7.5	53.1	58.0	80.0	54.3	63.0	63.0	80.0	30°	20	2.40
						3.150	*1.250*	*3.150*	*.295*	*2.091*	*2.283*	*3.150*	*2.138*	*2.480*	*2.480*	*3.150*		*290*	
	1 1/2	1	1	14	C8-A391.23-38 085	80.0	38.1	85.0	7.5	36.5	44.8	75.0	35.8	44.5	44.5	80.0	30°	20	2.60
						3.150	*1.500*	*3.346*	*.295*	*1.437*	*1.764*	*2.953*	*1.409*	*1.752*	*1.752*	*3.150*		*290*	
	2	1	1	3	C8-A391.23-50 115	80.0	50.8	115.0	7.5	115.0			84.8	93.5			30°	20	4.70
						3.150	*2.000*	*4.528*	*.295*	*4.528*			*3.339*	*3.681*				*290*	
C10	3/4	1	1	14	C10-A391.23-19 090	100.0	19.1	90.0	7.5	38.0	54.0	90.0	35.8	44.5	44.5	100.0	30°	20	4.18
						3.937	*.750*	*3.543*	*.295*	*1.496*	*2.126*	*3.543*	*1.409*	*1.752*	*1.752*	*3.937*		*290*	
	1	1	1	14	C10-A391.23-25 105	100.0	25.4	105.0	7.5	61.5	69.0	105.0	48.4	57.1	57.1	100.0	30°	20	4.58
						3.937	*1.000*	*4.134*	*.295*	*2.421*	*2.717*	*4.134*	*1.906*	*2.248*	*2.248*	*3.937*		*290*	
	1 1/4	1	1	14	C10-A391.23-31 110	100.0	31.8	110.0	7.5	62.0	74.0	110.0	54.3	63.0	63.0	100.0	30°	20	4.88
						3.937	*1.250*	*4.331*	*.295*	*2.441*	*2.913*	*4.331*	*2.138*	*2.480*	*2.480*	*3.937*		*290*	
	1 1/2	1	1	14	C10-A391.23-38 115	100.0	38.1	115.0	7.5	72.0	79.0	115.0	61.3	70.0	70.0	100.0	30°	20	5.11
						3.937	*1.500*	*4.528*	*.295*	*2.835*	*3.110*	*4.528*	*2.413*	*2.756*	*2.756*	*3.937*		*290*	
	2	1	1	14	C10-A391.23-50 120	100.0	50.8	120.0	7.5	82.5	84.0	120.0	84.4	93.5	93.5	100.0	30°	20	6.43
						3.937	*2.000*	*4.724*	*.295*	*3.248*	*3.307*	*4.724*	*3.323*	*3.681*	*3.681*	*3.937*		*290*	

ISO 13399 Q1

CNSC CXSC Q35

Coromant Capto® a CoroMill® 327, adaptador

Diseño corto, solo para sujeción de segmentos

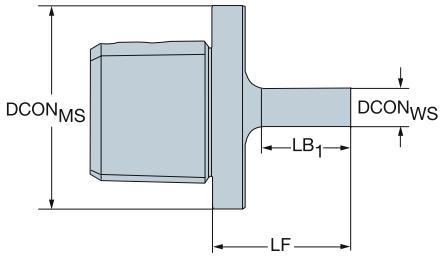

CZCMS	CZCWS	CNSC	CXSC	Código de pedido	Dimensiones, mm, pulg. DCONMS	DCONWS	LF	LB1	LB2	BD1	BD2	Kg	BBD
C3	06	0	0	C3-391.327-06 029	32.0	6.0	29.0	16.0	29.0	6.0	32.0	0.10	1
					1.260	*.236*	*1.142*	*.630*	*1.142*	*.236*	*1.260*		
	09	0	0	C3-391.327-09 035	32.0	9.0	35.0	22.0	35.0	9.0	32.0	0.11	1
					1.260	*.354*	*1.378*	*.866*	*1.378*	*.354*	*1.260*		
C4	06	0	0	C4-391.327-06 029	40.0	6.0	29.0	16.0	29.0	6.0	40.0	0.15	1
					1.575	*.236*	*1.142*	*.630*	*1.142*	*.236*	*1.575*		
	09	0	0	C4-391.327-09 035	40.0	9.0	35.0	22.0	35.0	9.0	40.0	0.16	1
					1.575	*.354*	*1.378*	*.866*	*1.378*	*.354*	*1.575*		
	12	0	0	C4-391.327-12 043	40.0	12.0	43.0	30.0	43.0	12.0	40.0	0.18	1
					1.575	*.472*	*1.693*	*1.181*	*1.693*	*.472*	*1.575*		
C5	06	0	0	C5-391.327-06 029	50.0	6.0	29.0	16.0	29.0	6.0	50.0	0.28	1
					1.969	*.236*	*1.142*	*.630*	*1.142*	*.236*	*1.969*		
	09	0	0	C5-391.327-09 035	50.0	9.0	35.0	22.0	35.0	9.0	50.0	0.29	1
					1.969	*.354*	*1.378*	*.866*	*1.378*	*.354*	*1.969*		
	12	0	0	C5-391.327-12 043	50.0	12.0	43.0	30.0	43.0	12.0	50.0	0.30	1
					1.969	*.472*	*1.693*	*1.181*	*1.693*	*.472*	*1.969*		
	14	0	0	C5-391.327-14 048	50.0	14.3	48.0	35.0	48.0	14.3	50.0	0.31	1
					1.969	*.563*	*1.890*	*1.378*	*1.890*	*.563*	*1.969*		

ISO 13399 Q1

CNSC CXSC Q35

Coromant Capto® a CoroChuck™ 930

Diseño de mecanizado pesado

DSGN 3

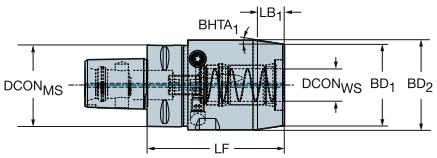

6

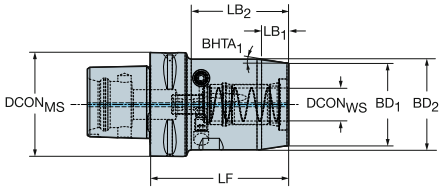

Agujero métrico

CZC$_{MS}$	CZC$_{WS}$	CNSC	CXSC	DSGN	Código de pedido	Dimensiones, mm, pulg. DCON$_{MS}$	DCON$_{WS}$	LF	LB$_1$	LB$_2$	LB$_3$	BD$_1$	BD$_2$	BD$_3$	BHTA$_1$	CP Bar/PSI	Kg	BBD	RPMX
C4	20	1	1	3	930-C4-HD-20-084	40.0	20.0	84.0	17.8	84.0		50.0	55.0		8°	80	1.27	1	39000
						1.575	*.787*	*3.307*	*.701*	*3.307*		*1.969*	*2.165*			*1160*			
C5	20	1	1	3	930-C5-HD-20-082	50.0	20.0	82.0	17.8	82.0		50.0	55.0		8°	80	1.41	1	28000
						1.969	*.787*	*3.228*	*.701*	*3.228*		*1.969*	*2.165*			*1160*			
	25	1	1	3	930-C5-HD-25-088	50.0	25.0	88.0	18.8	88.0		57.0	65.0		12°	80	1.89	1	28000
						1.969	*.984*	*3.465*	*.740*	*3.465*		*2.244*	*2.559*			*1160*			
C6	20	1	1	6	930-C6-HD-20-084	63.0	20.0	84.0	17.8	59.0	84.0	50.0	55.0	63.0	8°	80	1.74	1	20000
						2.480	*.787*	*3.307*	*.701*	*2.323*	*3.307*	*1.969*	*2.165*	*2.480*		*1160*			
	25	1	1	3	930-C6-HD-25-087	63.0	25.0	87.0	18.8	87.0		57.0	65.0		12°	80	2.15	1	20000
						2.480	*.984*	*3.425*	*.740*	*3.425*		*2.244*	*2.559*			*1160*			
	32	1	1	3	930-C6-HD-32-091	63.0	32.0	91.0	18.8	91.0		68.0	76.0		12°	80	2.74	1	20000
						2.480	*1.260*	*3.583*	*.740*	*3.583*		*2.677*	*2.992*			*1160*			
C8	20	1	1	6	930-C8-HD-20-097	80.0	20.0	97.0	17.8	62.0	97.0	50.0	55.0	80.0	8°	80	2.84	1	14000
						3.150	*.787*	*3.819*	*.701*	*2.441*	*3.819*	*1.969*	*2.165*	*3.150*		*1160*			
	25	1	1	6	930-C8-HD-25-097	80.0	25.0	97.0	18.8	63.0	97.0	57.0	65.0	80.0	12°	80	3.20	1	14000
						3.150	*.984*	*3.819*	*.740*	*2.480*	*3.819*	*2.244*	*2.559*	*3.150*		*1160*			
	32	1	1	6	930-C8-HD-32-085	80.0	32.0	85.0	18.8	53.3	85.0	67.8	76.0	80.0	12°	80	3.25	1	14000
						3.150	*1.260*	*3.346*	*.740*	*2.098*	*3.346*	*2.669*	*2.992*	*3.150*		*1160*			
C10	32	1	1	6	930-C10-HD-32-098	100.0	32.0	98.0	18.8	56.2	98.0	67.8	76.0	100.0	12°	80	5.09	1	10000
						3.937	*1.260*	*3.858*	*.740*	*2.213*	*3.858*	*2.669*	*2.992*	*3.937*		*1160*			

P14 P44 Q5 Q1 Q35 Q32

Coromant Capto® a CoroChuck™ 930

Diseño delgado

DSGN 19

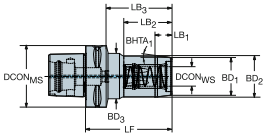

3

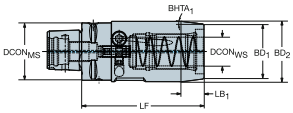

6

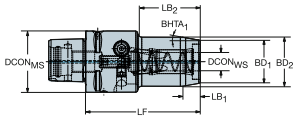

Agujero métrico

CZC_{MS}	CZC_{WS}	CNSC	CXSC	DSGN	Código de pedido	Dimensiones, mm, pulg. $DCON_{MS}$	$DCON_{WS}$	LF	LB_1	LB_2	LB_3	LB_4	BD_1	BD_2	BD_3	BD_4	$BHTA_1$	CP Bar/PSI	Kg	BBD	RPMX
C3	12	1	1	3	930-C3-S-12-074	32.0	12.0	74.0	11.3	74.0			28.0	32.0			10°	80	0.45	1	55000
						1.260	*.472*	*2.913*	*.445*	*2.913*			*1.102*	*1.260*				*1160*			
C4	12	1	1	6	930-C4-S-12-080A	40.0	12.0	80.0	11.3	40.0	80.0		28.0	32.0	40.0		15°	80	0.60	1	39000
						1.575	*.472*	*3.150*	*.445*	*1.575*	*3.150*		*1.102*	*1.260*	*1.575*			*1160*			
	20	1	1	3	930-C4-S-20-090A	40.0	20.0	90.0	16.0	90.0			38.0	42.0			7°	80	0.80	1	39000
						1.575	*.787*	*3.543*	*.630*	*3.543*			*1.496*	*1.654*				*1160*			
C5	12	1	1	6	930-C5-S-12-075	50.0	12.0	75.0	11.3	38.2	75.0		28.0	32.0	50.0		10°	80	0.82	1	28000
						1.969	*.472*	*2.953*	*.445*	*1.504*	*2.953*		*1.102*	*1.260*	*1.969*			*1160*			
	20	1	1	6	930-C5-S-20-085	50.0	20.0	85.0	16.0	49.2	85.0		28.0	42.0	50.0		7°	80	1.01	1	28000
						1.969	*.787*	*3.346*	*.630*	*1.937*	*3.346*		*1.102*	*1.654*	*1.969*			*1160*			
	20	1	1	6	930-C5-S-20-125	50.0	20.0	125.0	16.0	49.2	125.0		38.0	42.0	50.0		7°	80	1.60	1	28000
						1.969	*.787*	*4.921*	*.630*	*1.937*	*4.921*		*1.496*	*1.654*	*1.969*			*1160*			
C6	12	1	1	19	930-C6-S-12-082	63.0	12.0	82.0	11.3	38.2	56.0	82.0	28.0	32.0	50.0	63.0	10°	80	1.22	1	20000
						2.480	*.472*	*3.228*	*.445*	*1.504*	*2.205*	*3.228*	*1.102*	*1.260*	*1.969*	*2.480*		*1160*			
	20	1	1	19	930-C6-S-20-091	63.0	20.0	91.0	16.0	49.2	65.1	91.0	38.0	42.0	50.0	63.0	7°	80	1.40	1	20000
						2.480	*.787*	*3.583*	*.630*	*1.937*	*2.563*	*3.583*	*1.496*	*1.654*	*1.969*	*2.480*		*1160*			
	20	1	1	19	930-C6-S-20-150	63.0	20.0	150.0	16.0	49.2	66.8	150.0	38.0	42.0	50.0	63.0	7°	80	2.52	1	20000
						2.480	*.787*	*5.906*	*.630*	*1.937*	*2.630*	*5.906*	*1.496*	*1.654*	*1.969*	*2.480*		*1160*			
C8	12	1	1	19	930-C8-S-12-094	80.0	12.0	94.0	11.3	38.2	59.0	94.0	28.0	32.0	50.0	80.0	10°	80	2.29	1	14000
						3.150	*.472*	*3.701*	*.445*	*1.504*	*2.323*	*3.701*	*1.102*	*1.260*	*1.969*	*3.150*		*1160*			
	20	1	1	19	930-C8-S-20-103	80.0	20.0	103.0	16.0	49.2	68.0	103.0	38.0	42.0	50.0	80.0	7°	80	2.47	1	14000
						3.150	*.787*	*4.055*	*.630*	*1.937*	*2.677*	*4.055*	*1.496*	*1.654*	*1.969*	*3.150*		*1160*			
	20	1	1	19	930-C8-S-20-175	80.0	20.0	175.0	16.0	49.2	70.0	175.0	38.0	42.0	50.0	80.0	7°	80	4.29	1	14000
						3.150	*.787*	*6.890*	*.630*	*1.937*	*2.756*	*6.890*	*1.496*	*1.654*	*1.969*	*3.150*		*1160*			

P14 P44 Q5 Q1 Q35 Q32

Coromant Capto® a CoroChuck™ 930

Diseño tipo lápiz

DSGN 11

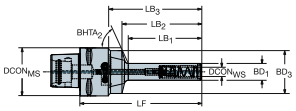

DSGN 17

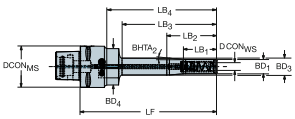

DSGN 7

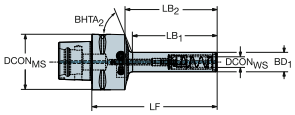

Agujero métrico

CZC_{MS}	CZC_{WS}	CNSC	CXSC	DSGN	Código de pedido	Dimensiones, mm, pulg. $DCON_{MS}$	$DCON_{WS}$	LF	LB_1	LB_2	LB_3	LB_4	BD_1	BD_2	BD_3	BD_4	$BHTA_2$	CP Bar/PSI	Kg	BBD	RPMX
C4	6	1	1	7	930-C4-P-06-085	40.0	6.0	85.0	45.8	52.1	85.0		14.5	14.5	40.0		62°	80	0.42	1	39000
						1.575	*.236*	*3.346*	*1.803*	*2.051*	*3.346*		*.571*	*.571*	*1.575*			*1160*			
	12	1	1	7	930-C4-P-12-100	40.0	12.0	100.0	60.8	66.4	100.0		22.0	22.0	40.0		55°	80	0.52	1	39000
						1.575	*.472*	*3.937*	*2.394*	*2.614*	*3.937*		*.866*	*.866*	*1.575*			*1160*			
	12	1	1	7	930-C4-P-12-135	40.0	12.0	135.0	95.8	101.4	135.0		22.0	22.0	40.0		55°	80	0.62	1	39000
						1.575	*.472*	*5.315*	*3.772*	*3.992*	*5.315*		*.866*	*.866*	*1.575*			*1160*			
	12	1	1	11	930-C4-P-12-185	40.0	12.0	185.0	50.0	75.0	145.8	185.0	22.0	22.0	26.0	40.0	4°	80	0.87	1	39000
						1.575	*.472*	*7.283*	*1.969*	*2.953*	*5.740*	*7.283*	*.866*	*.866*	*1.024*	*1.575*		*1160*			
	20	1	1	7	930-C4-P-20-160	40.0	20.0	160.0	60.0	108.0	160.0		32.0	32.0	42.0		5°	80	1.19	1	39000
						1.575	*.787*	*6.299*	*2.362*	*4.252*	*6.299*		*1.260*	*1.260*	*1.654*			*1160*			
C5	6	1	1	11	930-C5-P-06-088	50.0	6.0	88.0	47.9	52.1	65.0	88.0	14.5	14.5	40.0	50.0	70°	80	0.63	1	28000
						1.969	*.236*	*3.465*	*1.886*	*2.051*	*2.559*	*3.465*	*.571*	*.571*	*1.575*	*1.969*		*1160*			
	12	1	1	11	930-C5-P-12-103	50.0	12.0	103.0	60.8	66.4	80.0	103.0	22.0	22.0	40.0	50.0	55°	80	0.72	1	28000
						1.969	*.472*	*4.055*	*2.394*	*2.614*	*3.150*	*4.055*	*.866*	*.866*	*1.575*	*1.969*		*1160*			
	12	1	1	11	930-C5-P-12-138	50.0	12.0	138.0	95.8	101.4	115.0	138.0	22.0	22.0	40.0	50.0	55°	80	0.83	1	28000
						1.969	*.472*	*5.433*	*3.772*	*3.992*	*4.528*	*5.433*	*.866*	*.866*	*1.575*	*1.969*		*1160*			
	12	1	1	17	930-C5-P-12-188	50.0	12.0	188.0	50.0	75.0	145.8	167.0	22.0	22.0	26.0	40.0	4°	80	1.08	1	28000
						1.969	*.472*	*7.402*	*1.969*	*2.953*	*5.740*	*6.575*	*.866*	*.866*	*1.024*	*1.575*		*1160*			
	20	1	1	11	930-C5-P-20-151	50.0	20.0	151.0	60.0	108.0	128.0	151.0	32.0	32.0	42.0	50.0	6°	80	1.28	1	28000
						1.969	*.787*	*5.945*	*2.362*	*4.252*	*5.039*	*5.945*	*1.260*	*1.260*	*1.654*	*1.969*		*1160*			
	20	1	1	11	930-C5-P-20-231	50.0	20.0	231.0	60.0	188.0	208.0	231.0	32.0	32.0	42.0	50.0	2°	80	1.94	1	28000
						1.969	*.787*	*9.094*	*2.362*	*7.402*	*8.189*	*9.094*	*1.260*	*1.260*	*1.654*	*1.969*		*1160*			
C6	6	1	1	11	930-C6-P-06-091	63.0	6.0	91.0	47.9	52.1	64.9	91.0	14.5	14.5	40.0	63.0	70°	80	0.97	1	20000
						2.480	*.236*	*3.583*	*1.886*	*2.051*	*2.555*	*3.583*	*.571*	*.571*	*1.575*	*2.480*		*1160*			
	12	1	1	11	930-C6-P-12-107	63.0	12.0	107.0	60.8	66.4	80.0	107.0	22.0	22.0	40.0	63.0	55°	80	1.08	1	20000
						2.480	*.472*	*4.213*	*2.394*	*2.614*	*3.150*	*4.213*	*.866*	*.866*	*1.575*	*2.480*		*1160*			
	12	1	1	11	930-C6-P-12-142	63.0	12.0	142.0	95.8	101.4	115.0	142.0	22.0	22.0	40.0	63.0	55°	80	1.19	1	20000
						2.480	*.472*	*5.591*	*3.772*	*3.992*	*4.528*	*5.591*	*.866*	*.866*	*1.575*	*2.480*		*1160*			
	12	1	1	17	930-C6-P-12-192	63.0	12.0	192.0	50.0	75.0	145.8	167.0	22.0	22.0	26.0	40.0	4°	80	1.44	1	20000
						2.480	*.472*	*7.559*	*1.969*	*2.953*	*5.740*	*6.575*	*.866*	*.866*	*1.024*	*1.575*		*1160*			
	20	1	1	11	930-C6-P-20-155	63.0	20.0	155.0	60.0	108.0	128.1	155.0	32.0	32.0	42.0	63.0	6°	80	1.64	1	20000
						2.480	*.787*	*6.102*	*2.362*	*4.252*	*5.043*	*6.102*	*1.260*	*1.260*	*1.654*	*2.480*		*1160*			
	20	1	1	11	930-C6-P-20-235	63.0	20.0	235.0	60.0	188.0	208.1	235.0	32.0	32.0	42.0	63.0	2°	80	2.30	1	20000
						2.480	*.787*	*9.252*	*2.362*	*7.402*	*8.193*	*9.252*	*1.260*	*1.260*	*1.654*	*2.480*		*1160*			
C8	12	1	1	11	930-C8-P-12-120	80.0	12.0	120.0	60.8	66.4	83.0	120.0	22.0	22.0	40.0	80.0	55°	80	2.16	1	14000
						3.150	*.472*	*4.724*	*2.394*	*2.614*	*3.268*	*4.724*	*.866*	*.866*	*1.575*	*3.150*		*1160*			
	12	1	1	11	930-C8-P-12-155	80.0	12.0	155.0	95.8	101.4	118.0	155.0	22.0	22.0	40.0	80.0	55°	80	2.26	1	14000
						3.150	*.472*	*6.102*	*3.772*	*3.992*	*4.646*	*6.102*	*.866*	*.866*	*1.575*	*3.150*		*1160*			
	12	1	1	17	930-C8-P-12-205	80.0	12.0	205.0	50.0	75.0	145.8	170.0	22.0	22.0	26.0	40.0	4°	80	2.51	1	14000
						3.150	*.472*	*8.071*	*1.969*	*2.953*	*5.740*	*6.693*	*.866*	*.866*	*1.024*	*1.575*		*1160*			
	20	1	1	11	930-C8-P-20-165	80.0	20.0	165.0	60.0	108.0	128.1	165.0	32.0	32.0	42.0	80.0	6°	80	2.68	1	14000
						3.150	*.787*	*6.496*	*2.362*	*4.252*	*5.043*	*6.496*	*1.260*	*1.260*	*1.654*	*3.150*		*1160*			
	20	1	1	11	930-C8-P-20-245	80.0	20.0	245.0	60.0	188.0	208.1	245.0	32.0	32.0	42.0	80.0	2°	80	3.34	1	14000
						3.150	*.787*	*9.646*	*2.362*	*7.402*	*8.193*	*9.646*	*1.260*	*1.260*	*1.654*	*3.150*		*1160*			

P14 P44 ISO 13399 Q1 CNSC CXSC Q35 C3 - D C Q32

Coromant Capto® a adaptador portapinzas de ajuste por contracción térmica

Diseño corto



DSGN 6

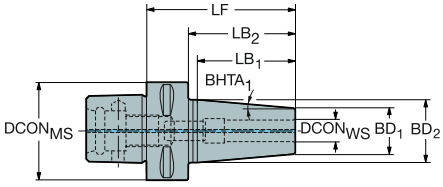

Agujero métrico

CZC_{MS}	CZC_{WS}	CNSC	CXSC	DSGN	Código de pedido	Dimensiones, mm, pulg. $DCON_{MS}$	$DCON_{WS}$	LF	LB_1	LB_2	LB_3	BD_1	BD_2	BD_3	$BHTA_1$	CP Bar/PSI	Kg	BBD
C4	6	1	1	6	C4-391.19-06 075	40.0	6.0	75.0	44.1	55.0	75.0	20.0	27.0	40.0	4°	80	0.42	1
						1.575	*.236*	*2.953*	*1.736*	*2.165*	*2.953*	*.787*	*1.063*	*1.575*		*1160*		
	8	1	1	6	C4-391.19-08 075	40.0	8.0	75.0	44.1	55.0	75.0	20.0	27.0	40.0	4°	80	0.42	1
						1.575	*.315*	*2.953*	*1.736*	*2.165*	*2.953*	*.787*	*1.063*	*1.575*		*1160*		
	10	1	1	6	C4-391.19-10 075	40.0	10.0	75.0	50.5	55.0	75.0	24.0	32.0	40.0	4°	80	0.50	1
						1.575	*.394*	*2.953*	*1.988*	*2.165*	*2.953*	*.945*	*1.260*	*1.575*		*1160*		
	12	1	1	6	C4-391.19-12 075	40.0	12.0	75.0	50.5	55.0	75.0	24.0	32.0	40.0	4°	80	0.46	1
						1.575	*.472*	*2.953*	*1.988*	*2.165*	*2.953*	*.945*	*1.260*	*1.575*		*1160*		
	14	1	1	6	C4-391.19-14 080	40.0	14.0	80.0	44.1	60.0	80.0	27.0	34.0	40.0	4°	80	0.52	1
						1.575	*.551*	*3.150*	*1.736*	*2.362*	*3.150*	*1.063*	*1.339*	*1.575*		*1160*		
	16	1	1	6	C4-391.19-16 080	40.0	16.0	80.0	44.1	60.0	80.0	27.0	34.0	40.0	4°	80	0.52	1
						1.575	*.630*	*3.150*	*1.736*	*2.362*	*3.150*	*1.063*	*1.339*	*1.575*		*1160*		
C5	6	1	1	6	C5-391.19-06 075	50.0	6.0	75.0	44.1	55.0	75.0	20.0	27.0	50.0	4°	80	0.61	1
						1.969	*.236*	*2.953*	*1.736*	*2.165*	*2.953*	*.787*	*1.063*	*1.969*		*1160*		
	8	1	1	6	C5-391.19-08 075	50.0	8.0	75.0	43.9	55.0	75.0	20.0	27.0	50.0	4°	80	0.60	1
						1.969	*.315*	*2.953*	*1.728*	*2.165*	*2.953*	*.787*	*1.063*	*1.969*		*1160*		
	10	1	1	6	C5-391.19-10 075	50.0	10.0	75.0	50.2	55.0	75.0	24.0	32.0	50.0	4°	80	0.66	1
						1.969	*.394*	*2.953*	*1.976*	*2.165*	*2.953*	*.945*	*1.260*	*1.969*		*1160*		
	12	1	1	6	C5-391.19-12 075	50.0	12.0	75.0	50.2	55.0	75.0	24.0	32.0	50.0	4°	80	0.64	1
						1.969	*.472*	*2.953*	*1.976*	*2.165*	*2.953*	*.945*	*1.260*	*1.969*		*1160*		
	14	1	1	6	C5-391.19-14 080	50.0	14.0	80.0	44.1	60.0	80.0	27.0	34.0	50.0	4°	80	0.72	1
						1.969	*.551*	*3.150*	*1.736*	*2.362*	*3.150*	*1.063*	*1.339*	*1.969*		*1160*		
	16	1	1	6	C5-391.19-16 080	50.0	16.0	80.0	44.1	60.0	80.0	27.0	34.0	50.0	4°	80	0.72	1
						1.969	*.630*	*3.150*	*1.736*	*2.362*	*3.150*	*1.063*	*1.339*	*1.969*		*1160*		
	18	1	1	6	C5-391.19-18 080	50.0	18.0	80.0	56.9	60.0	80.0	33.0	42.0	50.0	4°	80	0.90	1
						1.969	*.709*	*3.150*	*2.240*	*2.362*	*3.150*	*1.299*	*1.654*	*1.969*		*1160*		
	20	1	1	6	C5-391.19-20 085	50.0	20.0	85.0	56.9	65.0	85.0	33.0	42.0	50.0	4°	80	0.90	1
						1.969	*.787*	*3.346*	*2.240*	*2.559*	*3.346*	*1.299*	*1.654*	*1.969*		*1160*		
C6	6	1	1	6	C6-391.19-06 080	63.0	6.0	80.0	44.1	58.0	80.0	20.0	27.0	63.0	4°	80	0.90	1
						2.480	*.236*	*3.150*	*1.736*	*2.283*	*3.150*	*.787*	*1.063*	*2.480*		*1160*		
	8	1	1	6	C6-391.19-08 080	63.0	8.0	80.0	44.1	58.0	80.0	20.0	27.0	63.0	4°	80	0.90	1
						2.480	*.315*	*3.150*	*1.736*	*2.283*	*3.150*	*.787*	*1.063*	*2.480*		*1160*		
	10	1	1	6	C6-391.19-10 080	63.0	10.0	80.0	50.5	58.0	80.0	24.0	32.0	63.0	4°	80	1.00	1
						2.480	*.394*	*3.150*	*1.988*	*2.283*	*3.150*	*.945*	*1.260*	*2.480*		*1160*		
	12	1	1	6	C6-391.19-12 080	63.0	12.0	80.0	50.5	58.0	80.0	24.0	32.0	63.0	4°	80	1.00	1
						2.480	*.472*	*3.150*	*1.988*	*2.283*	*3.150*	*.945*	*1.260*	*2.480*		*1160*		
	14	1	1	6	C6-391.19-14 085	63.0	14.0	85.0	44.1	63.0	85.0	27.0	34.0	63.0	4°	80	1.10	1
						2.480	*.551*	*3.346*	*1.736*	*2.480*	*3.346*	*1.063*	*1.339*	*2.480*		*1160*		
	16	1	1	6	C6-391.19-16 085	63.0	16.0	85.0	44.1	63.0	85.0	27.0	34.0	63.0	4°	80	1.10	1
						2.480	*.630*	*3.346*	*1.736*	*2.480*	*3.346*	*1.063*	*1.339*	*2.480*		*1160*		
	18	1	1	6	C6-391.19-18 085	63.0	18.0	85.0	56.9	63.0	85.0	33.0	42.0	63.0	4°	80	1.27	1
						2.480	*.709*	*3.346*	*2.240*	*2.480*	*3.346*	*1.299*	*1.654*	*2.480*		*1160*		
	20	1	1	6	C6-391.19-20 085	63.0	20.0	85.0	56.9	63.0	85.0	33.0	42.0	63.0	4°	80	1.24	1
						2.480	*.787*	*3.346*	*2.240*	*2.480*	*3.346*	*1.299*	*1.654*	*2.480*		*1160*		
	25	1	1	6	C6-391.19-25 090	63.0	25.0	90.0	56.9	68.0	90.0	44.0	53.0	63.0	4°	80	1.54	1
						2.480	*.984*	*3.543*	*2.240*	*2.677*	*3.543*	*1.732*	*2.087*	*2.480*		*1160*		
	32	1	1	6	C6-391.19-32 095	63.0	32.0	95.0	56.9	73.0	95.0	44.0	53.0	63.0	4°	80	1.34	1
						2.480	*1.260*	*3.740*	*2.240*	*2.874*	*3.740*	*1.732*	*2.087*	*2.480*		*1160*		

ISO 13399 Q1

CNSC CXSC Q35

Coromant Capto® a adaptador portapinzas de ajuste por contracción térmica

Diseño corto



DSGN 6

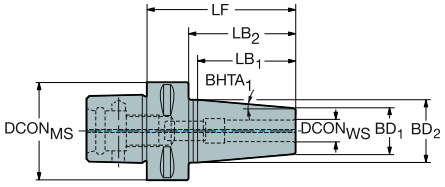

Agujero métrico

CZC_{MS}	CZC_{WS}	CNSC	CXSC	DSGN	Código de pedido	Dimensiones, mm, pulg. $DCON_{MS}$	$DCON_{WS}$	LF	LB_1	LB_2	LB_3	BD_1	BD_2	BD_3	$BHTA_1$	CP Bar/PSI	Kg	BBD
C8	10	1	1	6	C8-391.19-10 090	80.0	10.0	90.0	50.2	60.0	90.0	24.0	32.0	80.0	4°	80	2.00	1
						3.150	*.394*	*3.543*	*1.976*	*2.362*	*3.543*	*.945*	*1.260*	*3.150*		*1160*		
	12	1	1	6	C8-391.19-12 090	80.0	12.0	90.0	50.2	60.0	90.0	24.0	32.0	80.0	4°	80	1.98	1
						3.150	*.472*	*3.543*	*1.976*	*2.362*	*3.543*	*.945*	*1.260*	*3.150*		*1160*		
	16	1	1	6	C8-391.19-16 095	80.0	16.0	95.0	43.8	65.0	95.0	27.0	34.0	80.0	4°	80	2.03	1
						3.150	*.630*	*3.740*	*1.724*	*2.559*	*3.740*	*1.063*	*1.339*	*3.150*		*1160*		
	20	1	1	6	C8-391.19-20 095	80.0	20.0	95.0	56.5	65.0	95.0	33.0	42.0	80.0	4°	80	2.14	1
						3.150	*.787*	*3.740*	*2.224*	*2.559*	*3.740*	*1.299*	*1.654*	*3.150*		*1160*		
	25	1	1	6	C8-391.19-25 100	80.0	25.0	100.0	56.5	70.0	100.0	44.0	53.0	80.0	4°	80	2.54	1
						3.150	*.984*	*3.937*	*2.224*	*2.756*	*3.937*	*1.732*	*2.087*	*3.150*		*1160*		
C10	12	1	1	6	C10-391.19-12 095	100.0	12.0	95.0	50.5	59.0	95.0	24.0	32.0	100.0	4°	80	3.58	1
						3.937	*.472*	*3.740*	*1.988*	*2.323*	*3.740*	*.945*	*1.260*	*3.937*		*1160*		
	16	1	1	6	C10-391.19-16 100	100.0	16.0	100.0	44.1	64.0	100.0	27.0	34.0	100.0	4°	80	3.64	1
						3.937	*.630*	*3.937*	*1.736*	*2.520*	*3.937*	*1.063*	*1.339*	*3.937*		*1160*		
	20	1	1	6	C10-391.19-20 100	100.0	20.0	100.0	56.9	64.0	100.0	33.0	42.0	100.0	4°	80	3.74	1
						3.937	*.787*	*3.937*	*2.240*	*2.520*	*3.937*	*1.299*	*1.654*	*3.937*		*1160*		
	25	1	1	6	C10-391.19-25 110	100.0	25.0	110.0	56.9	74.0	110.0	44.0	53.0	100.0	4°	80	4.21	1
						3.937	*.984*	*4.331*	*2.240*	*2.913*	*4.331*	*1.732*	*2.087*	*3.937*		*1160*		

Agujero en pulgadas

CZC_{MS}	CZC_{WS}	CNSC	CXSC	DSGN	Código de pedido	Dimensiones, mm, pulg. $DCON_{MS}$	$DCON_{WS}$	LF	LB_1	LB_2	LB_3	BD_1	BD_2	BD_3	$BHTA_1$	CP Bar/PSI	Kg	BBD
C6	3/8	1	1	6	C6-A391.19-09 080	63.0	9.5	80.0	50.2	56.0	80.0	24.0	32.0	63.0	4°	80	1.00	1
						2.480	*.375*	*3.150*	*1.976*	*2.205*	*3.150*	*.945*	*1.260*	*2.480*		*1160*		
	1/2	1	1	6	C6-A391.19-12 080	63.0	12.7	80.0	50.2	56.0	80.0	24.0	32.0	63.0	4°	80	1.00	1
						2.480	*.500*	*3.150*	*1.976*	*2.205*	*3.150*	*.945*	*1.260*	*2.480*		*1160*		
	5/8	1	1	6	C6-A391.19-15 085	63.0	15.9	85.0	43.8	61.0	85.0	27.0	34.0	63.0	4°	80	1.06	1
						2.480	*.625*	*3.346*	*1.724*	*2.402*	*3.346*	*1.063*	*1.339*	*2.480*		*1160*		
	3/4	1	1	6	C6-A391.19-19 085	63.0	19.1	85.0	56.5	61.0	85.0	33.0	42.0	63.0	4°	80	1.20	1
						2.480	*.750*	*3.346*	*2.224*	*2.402*	*3.346*	*1.299*	*1.654*	*2.480*		*1160*		
C8	3/8	1	1	6	C8-A391.19-09 090	80.0	9.5	90.0	50.2	58.0	90.0	24.0	32.0	80.0	4°	80	2.00	1
						3.150	*.375*	*3.543*	*1.976*	*2.283*	*3.543*	*.945*	*1.260*	*3.150*		*1160*		
	1/2	1	1	6	C8-A391.19-12 090	80.0	12.7	90.0	50.2	58.0	90.0	24.0	32.0	80.0	4°	80	2.00	1
						3.150	*.500*	*3.543*	*1.976*	*2.283*	*3.543*	*.945*	*1.260*	*3.150*		*1160*		
	5/8	1	1	6	C8-A391.19-15 095	80.0	15.9	95.0	43.8	63.0	95.0	27.0	34.0	80.0	4°	80	2.05	1
						3.150	*.625*	*3.740*	*1.724*	*2.480*	*3.740*	*1.063*	*1.339*	*3.150*		*1160*		
	3/4	1	1	6	C8-A391.19-19 095	80.0	19.1	95.0	56.5	63.0	95.0	33.0	42.0	80.0	4°	80	2.18	1
						3.150	*.750*	*3.740*	*2.224*	*2.480*	*3.740*	*1.299*	*1.654*	*3.150*		*1160*		
C10	3/8	1	1	6	C10-A391.19-09 095	100.0	9.5	95.0	50.2	55.0	95.0	24.0	32.0	100.0	4°	80	3.59	1
						3.937	*.375*	*3.740*	*1.976*	*2.165*	*3.740*	*.945*	*1.260*	*3.937*		*1160*		
	1/2	1	1	6	C10-A391.19-12 095	100.0	12.7	95.0	50.2	55.0	95.0	24.0	32.0	100.0	4°	80	3.57	1
						3.937	*.500*	*3.740*	*1.976*	*2.165*	*3.740*	*.945*	*1.260*	*3.937*		*1160*		
	5/8	1	1	6	C10-A391.19-15 100	100.0	15.9	100.0	43.8	60.0	100.0	27.0	34.0	100.0	4°	80	3.64	1
						3.937	*.625*	*3.937*	*1.724*	*2.362*	*3.937*	*1.063*	*1.339*	*3.937*		*1160*		
	3/4	1	1	6	C10-A391.19-19 100	100.0	19.1	100.0	56.5	60.0	100.0	33.0	42.0	100.0	4°	80	3.77	1
						3.937	*.750*	*3.937*	*2.224*	*2.362*	*3.937*	*1.299*	*1.654*	*3.937*		*1160*		

ISO 13399 Q1

CNSC CXSC Q35

Coromant Capto® a adaptador portapinzas de ajuste por contracción térmica

Diseño cónico largo



DSGN 3

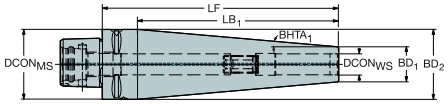

Agujero métrico

CZC$_{MS}$	CZC$_{WS}$	CNSC	CXSC	DSGN	Código de pedido	Dimensiones, mm, pulg. DCON$_{MS}$	DCON$_{WS}$	LF	LB$_1$	LB$_2$	BD$_1$	BD$_2$	BHTA$_1$	CP Bar/PSI	Kg	BBD
C3	6	1	1	3	C3-391.19-06 118	32.0	6.0	118.0	103.0	118.0	14.0	32.0	5°	80	0.43	1
						1.260	*.236*	*4.646*	*4.055*	*4.646*	*.551*	*1.260*		*1160*		
	8	1	1	3	C3-391.19-08 107	32.0	8.0	107.0	92.0	107.0	16.0	32.0	5°	80	0.42	1
						1.260	*.315*	*4.213*	*3.622*	*4.213*	*.630*	*1.260*		*1160*		
	10	1	1	3	C3-391.19-10 095	32.0	10.0	95.0	80.0	95.0	18.0	32.0	5°	80	0.38	1
						1.260	*.394*	*3.740*	*3.150*	*3.740*	*.709*	*1.260*		*1160*		
	12	1	1	3	C3-391.19-12 084	32.0	12.0	84.0	69.0	84.0	20.0	32.0	5°	80	0.35	1
						1.260	*.472*	*3.307*	*2.717*	*3.307*	*.787*	*1.260*		*1160*		
C4	12	1	1	3	C4-391.19-12 135	40.0	12.0	135.0	115.0	135.0	20.0	40.0	5°	80	0.81	1
						1.575	*.472*	*5.315*	*4.528*	*5.315*	*.787*	*1.575*		*1160*		
	16	1	1	3	C4-391.19-16 112	40.0	16.0	112.0	92.0	112.0	24.0	40.0	5°	80	0.74	1
						1.575	*.630*	*4.409*	*3.622*	*4.409*	*.945*	*1.575*		*1160*		
	18	1	1	3	C4-391.19-18 080	40.0	18.0	80.0	56.9	80.0	33.0	42.0	4°	80	0.66	1
						1.575	*.709*	*3.150*	*2.240*	*3.150*	*1.299*	*1.654*		*1160*		
	20	1	1	3	C4-391.19-20 085	40.0	20.0	85.0	56.9	85.0	33.0	42.0	4°	80	0.70	1
						1.575	*.787*	*3.346*	*2.240*	*3.346*	*1.299*	*1.654*		*1160*		
	20	1	1	3	C4-391.19-20 089	40.0	20.0	89.0	69.0	89.0	28.0	40.0	5°	80	0.60	1
						1.575	*.787*	*3.504*	*2.717*	*3.504*	*1.102*	*1.575*		*1160*		
C5	20	1	1	3	C5-391.19-20 146	50.0	20.0	146.0	126.0	146.0	28.0	50.0	5°	80	1.42	1
						1.969	*.787*	*5.748*	*4.961*	*5.748*	*1.102*	*1.969*		*1160*		
	25	1	1	3	C5-391.19-25 090	50.0	25.0	90.0	56.9	90.0	44.0	53.0	4°	80	1.24	1
						1.969	*.984*	*3.543*	*2.240*	*3.543*	*1.732*	*2.087*		*1160*		
	25	1	1	3	C5-391.19-25 118	50.0	25.0	118.0	98.0	118.0	33.0	50.0	5°	80	1.21	1
						1.969	*.984*	*4.646*	*3.858*	*4.646*	*1.299*	*1.969*		*1160*		

Agujero en pulgadas

CZC$_{MS}$	CZC$_{WS}$	CNSC	CXSC	DSGN	Código de pedido	Dimensiones, mm, pulg. DCON$_{MS}$	DCON$_{WS}$	LF	LB$_1$	LB$_2$	BD$_1$	BD$_2$	BHTA$_1$	CP Bar/PSI	Kg	BBD
C3	1/4	1	1	3	C3-A391.19-06 116	32.0	6.4	116.0	101.0	116.0	14.4	32.0	5°	80	0.43	1
						1.260	*.250*	*4.567*	*3.976*	*4.567*	*.567*	*1.260*		*1160*		
	3/8	1	1	3	C3-A391.19-09 098	32.0	9.5	98.0	83.0	98.0	17.5	32.0	5°	80	0.40	1
						1.260	*.375*	*3.858*	*3.268*	*3.858*	*.689*	*1.260*		*1160*		
	1/2	1	1	3	C3-A391.19-12 080	32.0	12.7	80.0	65.0	80.0	20.7	32.0	5°	80	0.35	1
						1.260	*.500*	*3.150*	*2.559*	*3.150*	*.815*	*1.260*		*1160*		
C4	1/2	1	1	3	C4-A391.19-12 131	40.0	12.7	131.0	111.0	131.0	20.7	40.0	5°	80	0.80	1
						1.575	*.500*	*5.157*	*4.370*	*5.157*	*.815*	*1.575*		*1160*		
	5/8	1	1	3	C4-A391.19-15 112	40.0	15.9	112.0	92.0	112.0	23.9	40.0	5°	80	0.74	1
						1.575	*.625*	*4.409*	*3.622*	*4.409*	*.941*	*1.575*		*1160*		
	3/4	1	1	3	C4-A391.19-19 094	40.0	19.1	94.0	74.0	94.0	27.1	40.0	5°	80	0.63	1
						1.575	*.750*	*3.701*	*2.913*	*3.701*	*1.067*	*1.575*		*1160*		
C5	3/4	1	1	3	C5-A391.19-19 151	50.0	19.1	151.0	131.0	151.0	27.1	50.0	5°	80	1.44	1
						1.969	*.750*	*5.945*	*5.157*	*5.945*	*1.067*	*1.969*		*1160*		
	1	1	1	3	C5-A391.19-25 115	50.0	25.4	115.0	95.0	115.0	33.4	50.0	5°	80	1.18	1
						1.969	*1.000*	*4.528*	*3.740*	*4.528*	*1.315*	*1.969*		*1160*		

ISO 13399 Q1

CNSC CXSC Q35

Coromant Capto® a mango cilíndrico con adaptador portapinzas de ajuste por contracción térmica iLock

Suministro de refrigerante interior y exterior

Diseño corto

DSGN 6

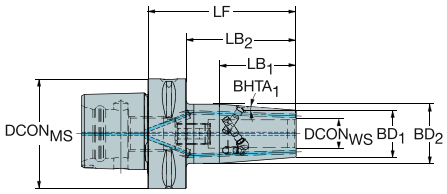

CZC$_{MS}$	CZC$_{WS}$	CNSC	CXSC	DSGN	Código de pedido	Dimensiones, mm, pulg. DCON$_{MS}$	DCON$_{WS}$	LF	LB$_1$	LB$_2$	LB$_3$	BD$_1$	BD$_2$	BD$_3$	BHTA$_1$	CP Bar/PSI	Kg	BBD
C6	12	1	9	6	C6-391.19Y-12 080	63.0	12.0	80.0	50.5	58.0	80.0	24.0	32.0	63.0	4°	80	1.00	1
						2.480	*.472*	*3.150*	*1.988*	*2.283*	*3.150*	*.945*	*1.260*	*2.480*		*1160*		
	16	1	9	6	C6-391.19Y-16 085	63.0	16.0	85.0	44.1	63.0	85.0	27.0	34.0	63.0	4°	80	1.10	1
						2.480	*.630*	*3.346*	*1.736*	*2.480*	*3.346*	*1.063*	*1.339*	*2.480*		*1160*		
	20	1	9	6	C6-391.19Y-20 085	63.0	20.0	85.0	56.9	63.0	85.0	33.0	42.0	63.0	4°	80	1.20	1
						2.480	*.787*	*3.346*	*2.240*	*2.480*	*3.346*	*1.299*	*1.654*	*2.480*		*1160*		
	25	1	9	6	C6-391.19Y-25 090	63.0	25.0	95.0	56.9	70.0	90.0	44.0	53.0	63.0	4°	80	1.50	1
						2.480	*.984*	*3.740*	*2.240*	*2.756*	*3.543*	*1.732*	*2.087*	*2.480*		*1160*		
C8	12	1	9	6	C8-391.19Y-12 090	80.0	12.0	90.0	50.2	60.0	90.0	24.0	32.0	80.0	4°	80	2.00	1
						3.150	*.472*	*3.543*	*1.976*	*2.362*	*3.543*	*.945*	*1.260*	*3.150*		*1160*		
	16	1	9	6	C8-391.19Y-16 095	80.0	16.0	95.0	43.8	65.0	95.0	27.0	34.0	80.0	4°	80	2.00	1
						3.150	*.630*	*3.740*	*1.724*	*2.559*	*3.740*	*1.063*	*1.339*	*3.150*		*1160*		
	20	1	9	6	C8-391.19Y-20 095	80.0	20.0	95.0	56.5	65.0	95.0	33.0	42.0	80.0	4°	80	2.10	1
						3.150	*.787*	*3.740*	*2.224*	*2.559*	*3.740*	*1.299*	*1.654*	*3.150*		*1160*		
	25	1	9	6	C8-391.19Y-25 100	80.0	25.0	100.0	56.5	70.0	100.0	44.0	53.0	80.0	4°	80	2.50	1
						3.150	*.984*	*3.937*	*2.224*	*2.756*	*3.937*	*1.732*	*2.087*	*3.150*		*1160*		

ISO 13399 Q1

CNSC CXSC Q35

Coromant Capto® a portapinzas ER

Adaptador del lado de la pieza DIN 6499-B

DSGN 1

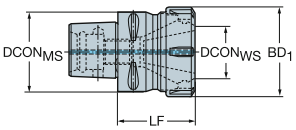

2

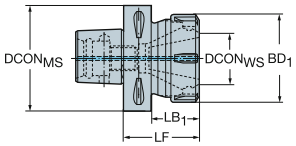

7

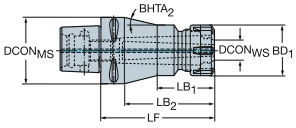

						Dimensiones, mm, pulg.										CP Bar/PSI	Kg		
CZC_{MS}	CZC_{WS}	CNSC	CXSC	DSGN	Código de pedido	$DCON_{MS}$	$DCON_{WS}$	LF	LB_1	LB_2	LB_3	BD_1	BD_2	BD_3	$BHTA_2$			BBD	RPMX
C3	ER16	1	1	2	C3-391.14-16 045	32.0	17.0	45.0	29.0	45.0		28.0	32.0		0°	80	0.20	1	55000
						1.260	*.669*	*1.772*	*1.142*	*1.772*		*1.102*	*1.260*			*1160*			
	ER20	1	1	1	C3-391.14-20 045	32.0	21.0	45.0	45.0			33.7				80	0.30	1	55000
						1.260	*.827*	*1.772*	*1.772*			*1.327*				*1160*			
C4	ER16	1	1	7	C4-391.14-16 070	40.0	17.0	70.0	44.0	50.0	70.0	28.0	28.0	40.0	45°	80	0.42	1	39000
						1.575	*.669*	*2.756*	*1.732*	*1.969*	*2.756*	*1.102*	*1.102*	*1.575*		*1160*			
	ER20	1	1	2	C4-391.14-20 052	40.0	21.0	52.0	30.8	52.0		33.7	40.0		0°	80	0.30	1	39000
						1.575	*.827*	*2.047*	*1.213*	*2.047*		*1.327*	*1.575*			*1160*			
	ER25	1	1	1	C4-391.14-25 052	40.0	26.0	52.0	52.0			42.0				80	0.40	1	39000
						1.575	*1.024*	*2.047*	*2.047*			*1.654*				*1160*			
	ER32	1	1	1	C4-391.14-32 054	40.0	33.0	54.0	54.0			50.0				80	0.50	1	39000
						1.575	*1.299*	*2.126*	*2.126*			*1.969*				*1160*			
C5	ER16	1	1	7	C5-391.14-16 100	50.0	17.0	100.0	60.0	80.0	100.0	28.0	28.0	50.0	29°	80	0.90	1	28000
						1.969	*.669*	*3.937*	*2.362*	*3.150*	*3.937*	*1.102*	*1.102*	*1.969*		*1160*			
	ER20	1	1	2	C5-391.14-20 055	50.0	21.0	55.0	31.1	55.0		33.7	50.0		0°	80	0.50	1	28000
						1.969	*.827*	*2.165*	*1.224*	*2.165*		*1.327*	*1.969*			*1160*			
	ER20	1	1	7	C5-391.14-20 100	50.0	21.0	100.0	55.0	80.0	100.0	35.0	35.0	50.0	16°	80	1.00	1	28000
						1.969	*.827*	*3.937*	*2.165*	*3.150*	*3.937*	*1.378*	*1.378*	*1.969*		*1160*			
	ER20	1	1	7	C5-391.14-20 130	50.0	21.0	130.0	55.0	109.9	130.0	35.0	35.0	50.0	7°	80	1.34	1	28000
						1.969	*.827*	*5.118*	*2.165*	*4.327*	*5.118*	*1.378*	*1.378*	*1.969*		*1160*			
	ER25	1	1	2	C5-391.14-25 055	50.0	26.0	55.0	33.0	55.0		42.0	50.0		0°	80	0.50	1	28000
						1.969	*1.024*	*2.165*	*1.299*	*2.165*		*1.654*	*1.969*			*1160*			
	ER25	1	1	7	C5-391.14-25 100	50.0	26.0	100.0	65.0	80.0	100.0	42.0	42.0	50.0	14°	80	1.10	1	28000
						1.969	*1.024*	*3.937*	*2.559*	*3.150*	*3.937*	*1.654*	*1.654*	*1.969*		*1160*			
	ER32	1	1	1	C5-391.14-32 057	50.0	33.0	57.0	57.0			50.0				80	0.60	1	28000
						1.969	*1.299*	*2.244*	*2.244*			*1.969*				*1160*			
	ER32	1	1	1	C5-391.14-32 100	50.0	33.0	100.0	100.0			50.0				80	1.34	1	28000
						1.969	*1.299*	*3.937*	*3.937*			*1.969*				*1160*			
	ER40	1	1	1	C5-391.14-40 060	50.0	41.0	60.0	60.0			63.0				80	0.80	1	28000
						1.969	*1.614*	*2.362*	*2.362*			*2.480*				*1160*			
C6	ER16	1	1	7	C6-391.14-16 100	63.0	17.0	100.0	60.0	78.0	100.0	28.0	28.0	63.0	44°	80	1.25	0	20000
						2.480	*.669*	*3.937*	*2.362*	*3.071*	*3.937*	*1.102*	*1.102*	*2.480*		*1160*			
	ER20	1	1	7	C6-391.14-20 060	63.0	21.0	60.0	31.1	38.0	60.0	33.7	33.7	63.0	65°	80	0.80	0	20000
						2.480	*.827*	*2.362*	*1.224*	*1.496*	*2.362*	*1.327*	*1.327*	*2.480*		*1160*			
	ER25	1	1	2	C6-391.14-25 060	63.0	26.0	60.0	32.9	60.0		42.0	63.0		0°	80	0.90	0	20000
						2.480	*1.024*	*2.362*	*1.295*	*2.362*		*1.654*	*2.480*			*1160*			
	ER25	1	1	2	C6-391.14-25 100	63.0	26.0	100.0	75.0	100.0		42.0	63.0		0°	80	1.34	0	20000
						2.480	*1.024*	*3.937*	*2.953*	*3.937*		*1.654*	*2.480*			*1160*			
	ER25	1	1	7	C6-391.14-25 130	63.0	26.0	130.0	65.0	108.0	130.0	42.0	42.0	63.0	13°	80	1.90	0	20000
						2.480	*1.024*	*5.118*	*2.559*	*4.252*	*5.118*	*1.654*	*1.654*	*2.480*		*1160*			
	ER25	1	1	7	C6-391.14-25 160	63.0	26.0	160.0	65.0	138.0	160.0	42.0	42.0	63.0	8°	80	2.40	0	20000
						2.480	*1.024*	*6.299*	*2.559*	*5.433*	*6.299*	*1.654*	*1.654*	*2.480*		*1160*			
	ER32	1	1	2	C6-391.14-32 060	63.0	33.0	60.0	35.3	60.0		50.0	63.0		0°	80	0.90	0	20000
						2.480	*1.299*	*2.362*	*1.390*	*2.362*		*1.969*	*2.480*			*1160*			
	ER32	1	1	2	C6-391.14-32 100	63.0	33.0	100.0	75.0	100.0		50.0	63.0		0°	80	1.50	0	20000
						2.480	*1.299*	*3.937*	*2.953*	*3.937*		*1.969*	*2.480*			*1160*			
	ER32	1	1	7	C6-391.14-32 130	63.0	33.0	130.0	75.0	108.0	130.0	50.0	50.0	63.0	11°	80	2.40	0	20000
						2.480	*1.299*	*5.118*	*2.953*	*4.252*	*5.118*	*1.969*	*1.969*	*2.480*		*1160*			

P20

P44

ISO 13399 Q1

CNSC CXSC Q35

SANDVIK Coromant

Coromant Capto® a portapinzas ER

Adaptador del lado de la pieza DIN 6499-B

DSGN 1

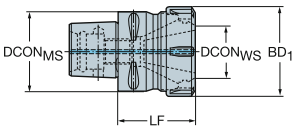

2

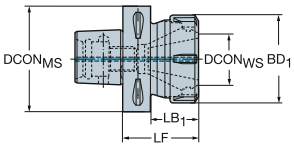

7

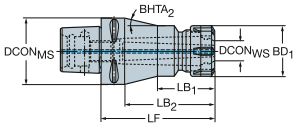

CZC$_{MS}$	CZC$_{WS}$	CNSC	CXSC	DSGN	Código de pedido	Dimensiones, mm, pulg. DCON$_{MS}$	DCON$_{WS}$	LF	LB$_1$	LB$_2$	LB$_3$	BD$_1$	BD$_2$	BD$_3$	BHTA$_2$	CP Bar/PSI	Kg	BBD	RPMX
C6	ER40	1	1	1	**C6-391.14-40 065**	63.0	41.0	65.0	65.0			63.0				80	1.10	0	20000
						2.480	*1.614*	*2.559*	*2.559*			*2.480*				*1160*			
	ER40	1	1	1	**C6-391.14-40 130**	63.0	41.0	130.0	130.0			63.0				80	2.77	0	20000
						2.480	*1.614*	*5.118*	*5.118*			*2.480*				*1160*			
C8	ER20	1	1	2	**C8-391.14-20 065**	80.0	21.0	65.0	29.9	65.0		35.0	80.0		0°	80	1.30	0	14000
						3.150	*.827*	*2.559*	*1.177*	*2.559*		*1.378*	*3.150*			*1160*			
	ER25	1	1	2	**C8-391.14-25 070**	80.0	26.0	70.0	32.4	70.0		42.0	80.0		0°	80	1.70	0	14000
						3.150	*1.024*	*2.756*	*1.276*	*2.756*		*1.654*	*3.150*			*1160*			
	ER32	1	1	2	**C8-391.14-32 070**	80.0	33.0	70.0	35.0	70.0		50.0	80.0		0°	80	1.70	0	14000
						3.150	*1.299*	*2.756*	*1.378*	*2.756*		*1.969*	*3.150*			*1160*			
	ER32	1	1	7	**C8-391.14-32 160**	80.0	33.0	160.0	75.0	130.0	160.0	50.0	50.0	80.0	15°	80	4.10	0	14000
						3.150	*1.299*	*6.299*	*2.953*	*5.118*	*6.299*	*1.969*	*1.969*	*3.150*		*1160*			
	ER40	1	1	2	**C8-391.14-40 070**	80.0	41.0	70.0	38.0	70.0		63.0	80.0		0°	80	2.00	0	14000
						3.150	*1.614*	*2.756*	*1.496*	*2.756*		*2.480*	*3.150*			*1160*			
	ER40	1	1	7	**C8-391.14-40 160**	80.0	41.0	160.0	95.0	130.0	160.0	63.0	63.0	80.0	13°	80	4.60	0	14000
						3.150	*1.614*	*6.299*	*3.740*	*5.118*	*6.299*	*2.480*	*2.480*	*3.150*		*1160*			
	ER50	1	1	2	**C8-391.14-50 080**	80.0	52.0	80.0	50.0	80.0		78.0	80.0		0°	80	2.30	0	14000
						3.150	*2.047*	*3.150*	*1.969*	*3.150*		*3.071*	*3.150*			*1160*			
C10	ER32	1	1	7	**C10-391.14-32 160**	100.0	33.0	160.0	75.0	124.0	160.0	50.0	50.0	100.0	27°	80	5.69	0	10000
						3.937	*1.299*	*6.299*	*2.953*	*4.882*	*6.299*	*1.969*	*1.969*	*3.937*		*1160*			
	ER40	1	1	7	**C10-391.14-40 160**	100.0	41.0	160.0	95.0	124.0	160.0	63.0	63.0	100.0	32°	80	5.90	0	10000
						3.937	*1.614*	*6.299*	*3.740*	*4.882*	*6.299*	*2.480*	*2.480*	*3.937*		*1160*			
	ER50	1	1	7	**C10-391.14-50 160**	100.0	52.0	160.0	100.0	124.0	160.0	80.0	80.0	100.0	22°	80	6.57	0	10000
						3.937	*2.047*	*6.299*	*3.937*	*4.882*	*6.299*	*3.150*	*3.150*	*3.937*		*1160*			

Coromant Capto® a portapinzas ER

Diseño corto, solo para sujeción de segmentos

Adaptador del lado de la pieza DIN 6499-B

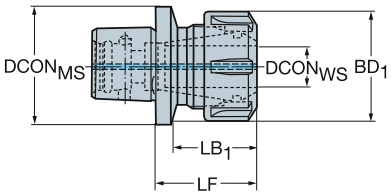

CZC$_{MS}$	CZC$_{WS}$	CNSC	CXSC	Código de pedido	Dimensiones, mm, pulg. DCON$_{MS}$	DCON$_{WS}$	LF	LB$_1$	LB$_2$	BD$_1$	BD$_2$	CP Bar/PSI	Kg	BBD	RPMX
C3	ER20	1	1	**C3-391.14-20 036**	32.0	21.0	36.0	36.0		33.7		80	0.30	1	55000
					1.260	*.827*	*1.417*	*1.417*		*1.327*		*1160*			
C4	ER20	1	1	**C4-391.14-20 035**	40.0	21.0	35.0	27.0	35.0	33.7	40.0	80	0.20	1	39000
					1.575	*.827*	*1.378*	*1.063*	*1.378*	*1.327*	*1.575*	*1160*			
	ER25	1	1	**C4-391.14-25 038**	40.0	26.0	38.0	38.0		42.0		80	0.30	1	39000
					1.575	*1.024*	*1.496*	*1.496*		*1.654*		*1160*			
C5	ER32	1	1	**C5-391.14-32 045**	50.0	33.0	45.0	45.0		50.0		80	0.50	1	28000
					1.969	*1.299*	*1.772*	*1.772*		*1.969*		*1160*			

P20

ISO 13399 Q1

CNSC CXSC Q35

SANDVIK Coromant

Coromant Capto® a adaptador portabrocas

Suministro de refrigerante interior y exterior

DSGN 16

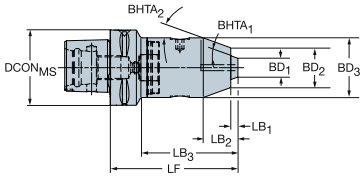

8

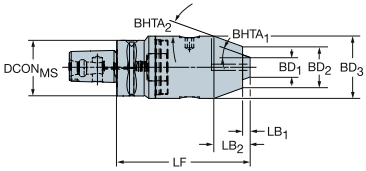

CZC$_{MS}$	CZC$_{WS}$	CNSC	CXSC	DSGN	Código de pedido	Dimensiones, mm, pulg. DCON$_{MS}$	LF	LB$_1$	LB$_2$	LB$_3$	LB$_4$	BD$_1$	BD$_2$	BD$_3$	BD$_4$	BHTA$_1$	BHTA$_2$	CP Bar/PSI	Kg	BBD	RPMX
C3	8 - 1	1	1	8	C3-391.32-08 076	32.0	76.0	3.0	19.1	76.0		9.9	24.1	36.0		19°	20°	50	0.54	1	8000
						1.260	*2.992*	*.118*	*.752*	*2.992*		*.390*	*.949*	*1.417*				*725*			
	13 - 1	1	1	8	C3-391.32-13 102	32.0	96.0	6.0	22.2	102.0		15.7	38.1	50.0		19°	20°	50	1.26	1	8000
						1.260	*3.780*	*.236*	*.874*	*4.016*		*.618*	*1.500*	*1.969*				*725*			
C4	8 - 1	1	1	16	C4-391.32-08 077	40.0	77.0	3.0	19.1	55.8	77.0	9.9	24.1	36.0	40.0	19°	20°	50	0.64	1	8000
						1.575	*3.032*	*.118*	*.752*	*2.197*	*3.032*	*.390*	*.949*	*1.417*	*1.575*			*725*			
	13 - 1	1	1	8	C4-391.32-13 104	40.0	98.0	6.0	22.2	104.0		15.7	38.1	50.0		19°	20°	50	1.36	1	8000
						1.575	*3.858*	*.236*	*.874*	*4.094*		*.618*	*1.500*	*1.969*				*725*			
C5	8 - 1	1	1	16	C5-391.32-08 079	50.0	76.0	3.0	19.1	53.6	79.0	9.9	24.1	36.0	50.0	19°	20°	50	0.85	1	8000
						1.969	*2.992*	*.118*	*.752*	*2.110*	*3.110*	*.390*	*.949*	*1.417*	*1.969*			*725*			
	13 - 1	1	1	8	C5-391.32-13 103	50.0	97.0	6.0	22.2	103.0		15.7	38.1	50.0		19°	20°	50	1.53	1	8000
						1.969	*3.819*	*.236*	*.874*	*4.055*		*.618*	*1.500*	*1.969*				*725*			
C6	13 - 1	1	1	16	C6-391.32-13 107	63.0	101.0	6.0	22.2	79.8	107.0	15.7	38.1	50.0	63.0	19°	20°	50	1.80	1	8000
						2.480	*3.976*	*.236*	*.874*	*3.142*	*4.213*	*.618*	*1.500*	*1.969*	*2.480*			*725*			
	16 - 1	1	1	16	C6-391.32-16 112	63.0	106.0	6.0	22.2	88.4	112.0	15.7	45.1	57.0	63.0	19°	20°	50	2.10	1	8000
						2.480	*4.173*	*.236*	*.874*	*3.480*	*4.409*	*.618*	*1.776*	*2.244*	*2.480*			*725*			
C8	13 - 1	1	1	16	C8-391.32-13 112	80.0	106.0	6.0	22.2	77.1	112.0	15.7	38.1	50.0	80.0	19°	20°	50	2.80	1	8000
						3.150	*4.173*	*.236*	*.874*	*3.035*	*4.409*	*.618*	*1.500*	*1.969*	*3.150*			*725*			
	16 - 1	1	1	16	C8-391.32-16 117	80.0	111.0	6.0	31.2	84.2	117.0	15.7	38.1	57.0	80.0	19°	20°	50	3.10	1	8000
						3.150	*4.370*	*.236*	*1.230*	*3.315*	*4.606*	*.618*	*1.500*	*2.244*	*3.150*			*725*			

ISO 13399 Q1

CNSC CXSC Q35

Coromant Capto® a CoroChuck™ 970

Para operaciones de roscado sincronizado

Adaptador del lado de la pieza DIN 6499-B



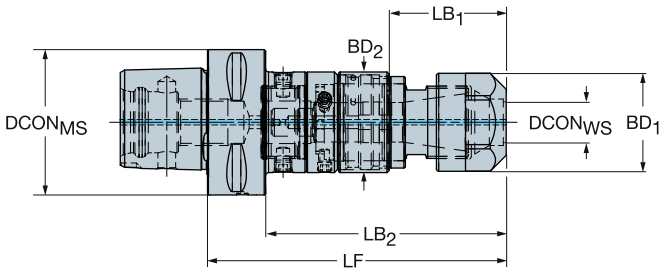

						Dimensiones, mm, pulg.									CP Bar/PSI	Kg	
CZC_{MS}	CZC_{WS}	TRMAX	CNSC	CXSC	Código de pedido	$DCON_{MS}$	$DCON_{WS}$	LF	LB_1	LB_2	LB_3	BD_1	BD_2	BD_3			RPMX
C3	ER11	M5	1	1	970-C3-11-078	32.0	11.3	78.0	24.1	63.0	78.0	19.9	23.5	32.0	80	0.26	8000
						1.260	*.445*	*3.071*	*.949*	*2.480*	*3.071*	*.783*	*.925*	*1.260*	*1160*		
	ER20	M12	1	1	970-C3-20-102	32.0	20.8	102.2	40.3	102.2		33.7	34.6		80	0.60	8000
						1.260	*.819*	*4.024*	*1.587*	*4.024*		*1.327*	*1.362*		*1160*		
C4	ER11	M5	1	1	970-C4-11-080	40.0	11.3	80.0	24.1	60.0	80.0	19.9	23.5	40.0	80	0.40	8000
						1.575	*.445*	*3.150*	*.949*	*2.362*	*3.150*	*.783*	*.925*	*1.575*	*1160*		
	ER20	M12	1	1	970-C4-20-102	40.0	20.8	102.2	40.3	82.0	102.2	33.7	34.6	40.0	80	0.67	8000
						1.575	*.819*	*4.024*	*1.587*	*3.228*	*4.024*	*1.327*	*1.362*	*1.575*	*1160*		
	ER25	M20	1	1	970-C4-25-122	40.0	25.8	121.6	42.1	121.6		42.0	44.0		80	1.06	8000
						1.575	*1.016*	*4.787*	*1.657*	*4.787*		*1.654*	*1.732*		*1160*		
C5	ER20	M12	1	1	970-C5-20-103	50.0	20.8	102.7	40.3	82.7	102.7	33.7	34.6	50.0	80	0.85	8000
						1.969	*.819*	*4.043*	*1.587*	*3.256*	*4.043*	*1.327*	*1.362*	*1.969*	*1160*		
	ER25	M20	1	1	970-C5-25-122	50.0	25.8	122.1	42.1	102.1	122.1	42.0	44.0	50.0	80	1.24	8000
						1.969	*1.016*	*4.807*	*1.657*	*4.020*	*4.807*	*1.654*	*1.732*	*1.969*	*1160*		
	ER40	M30	1	1	970-C5-40-154	50.0	40.8	154.0	154.0			62.7			80	2.73	8000
						1.969	*1.606*	*6.063*	*6.063*			*2.469*			*1160*		
C6	ER20	M12	1	1	970-C6-20-105	63.0	20.8	104.7	40.3	82.7	104.7	33.7	34.6	63.0	80	1.20	8000
						2.480	*.819*	*4.122*	*1.587*	*3.256*	*4.122*	*1.327*	*1.362*	*2.480*	*1160*		
	ER25	M20	1	1	970-C6-25-124	63.0	25.8	124.1	42.1	102.1	124.1	42.0	44.0	63.0	80	1.60	8000
						2.480	*1.016*	*4.886*	*1.657*	*4.020*	*4.886*	*1.654*	*1.732*	*2.480*	*1160*		
	ER40	M30	1	1	970-C6-40-154	63.0	40.8	153.5	131.5	153.5		62.7	63.0		80	2.85	8000
						2.480	*1.606*	*6.043*	*5.177*	*6.043*		*2.469*	*2.480*		*1160*		
C8	ER20	M12	1	1	970-C8-20-112	80.0	20.8	111.7	40.3	81.7	111.7	33.7	34.6	80.0	80	2.16	8000
						3.150	*.819*	*4.398*	*1.587*	*3.217*	*4.398*	*1.327*	*1.362*	*3.150*	*1160*		
	ER25	M20	1	1	970-C8-25-131	80.0	25.8	131.1	42.1	101.1	131.1	42.0	44.0	80.0	80	2.55	8000
						3.150	*1.016*	*5.161*	*1.657*	*3.980*	*5.161*	*1.654*	*1.732*	*3.150*	*1160*		
	ER40	M30	1	1	970-C8-40-161	80.0	40.8	160.5	130.5	160.5		62.7	80.0		80	3.83	8000
						3.150	*1.606*	*6.319*	*5.138*	*6.319*		*2.469*	*3.150*		*1160*		
C10	ER25	M20	1	1	970-C10-25-143	100.0	25.8	143.1	42.1	107.1	143.1	42.0	44.0	100.0	80	4.16	8000
						3.937	*1.016*	*5.634*	*1.657*	*4.217*	*5.634*	*1.654*	*1.732*	*3.937*	*1160*		
	ER40	M30	1	1	970-C10-40-173	100.0	40.8	172.5	136.5	172.5		62.7	100.0		80	5.45	8000
						3.937	*1.606*	*6.791*	*5.374*	*6.791*		*2.469*	*3.937*		*1160*		

P28 P31 Q1 Q35 Q33

Coromant Capto® a adaptador portamachos de cambio rápido

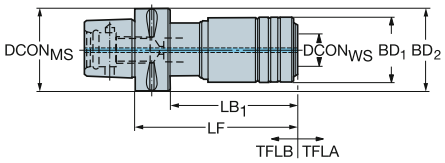

CZC_{MS}	CZC_{WS}	TRMAX	CNSC	CXSC	Código de pedido	Dimensiones, mm, pulg. $DCON_{MS}$	$DCON_{WS}$	LF	LB_1	LB_2	LB_3	BD_1	BD_2	BD_3	TFLA	TFLB	CP Bar/PSI	Kg	RPMX
C3	1	M12	0	0	**C3-391.60-01 080A**	32.0	19.0	80.0	40.5	80.0		36.0	50.0		7	7		0.40	8000
						1.260	*.748*	*3.150*	*1.594*	*3.150*		*1.417*	*1.969*		*.295*	*.295*			
C4	1	M12	0	0	**C4-391.60-01 080A**	40.0	19.0	80.0	40.5	80.0		36.0	50.0		7	7		0.71	8000
						1.575	*.748*	*3.150*	*1.594*	*3.150*		*1.417*	*1.969*		*.295*	*.295*			
	1	M12	1	1	**C4-391.61-01 096**	40.0	19.0	96.0	75.0	96.0		39.0	40.0		7	7	80	1.08	8000
						1.575	*.748*	*3.780*	*2.953*	*3.780*		*1.535*	*1.575*		*.295*	*.295*	*1160*		
	2	M20	0	0	**C4-391.60-02 110A**	40.0	31.0	110.0	64.5	110.0		53.0	63.0		12	12		1.30	8000
						1.575	*1.220*	*4.331*	*2.539*	*4.331*		*2.087*	*2.480*		*.492*	*.492*			
C5	1	M12	0	0	**C5-391.60-01 080A**	50.0	19.0	80.0	40.5	80.0		36.0	50.0		7	7		1.00	8000
						1.969	*.748*	*3.150*	*1.594*	*3.150*		*1.417*	*1.969*		*.295*	*.295*			
	1	M12	1	1	**C5-391.61-01 097**	50.0	19.0	97.0	76.0	97.0		39.0	50.0		7	7	80	1.10	8000
						1.969	*.748*	*3.819*	*2.992*	*3.819*		*1.535*	*1.969*		*.295*	*.295*	*1160*		
	2	M20	0	0	**C5-391.60-02 115A**	50.0	31.0	115.0	64.5	115.0		53.0	63.0		12	12		1.70	8000
						1.969	*1.220*	*4.528*	*2.539*	*4.528*		*2.087*	*2.480*		*.492*	*.492*			
	2	M20	1	1	**C5-391.61-02 129**	50.0	31.0	129.0	129.0			60.0			10	10	80	2.10	8000
						1.969	*1.220*	*5.079*	*5.079*			*2.362*			*.394*	*.394*	*1160*		
C6	1	M12	0	0	**C6-391.60-01 090A**	63.0	19.0	90.0	40.5	90.0	66.5	36.0	50.0	50.0	7	7		1.33	8000
						2.480	*.748*	*3.543*	*1.594*	*3.543*	*2.618*	*1.417*	*1.969*	*1.969*	*.295*	*.295*			
	2	M20	0	0	**C6-391.60-02 120A**	63.0	31.0	120.0	64.5	120.0		53.0	63.0		12	12		2.40	8000
						2.480	*1.220*	*4.724*	*2.539*	*4.724*		*2.087*	*2.480*		*.492*	*.492*			
	2	M20	1	1	**C6-391.61-02 131**	63.0	31.0	131.0	108.0	131.0		60.0	63.0		10	10	80	2.40	8000
						2.480	*1.220*	*5.157*	*4.252*	*5.157*		*2.362*	*2.480*		*.394*	*.394*	*1160*		
	3	M33	0	0	**C6-391.60-03 170A**	63.0	48.0	170.0				78.0			20	20		3.36	8000
						2.480	*1.890*	*6.693*				*3.071*			*.787*	*.787*			
	3	M33	1	1	**C6-391.61-03 196**	63.0	48.0	196.0	196.0			86.0			17	17	80	4.50	8000
						2.480	*1.890*	*7.717*	*7.717*			*3.386*			*.689*	*.689*	*1160*		
C8	1	M12	0	0	**C8-391.60-01 085A**	80.0	19.0	85.0	40.5	85.0	56.0	36.0	80.0	50.0	7	7		2.43	8000
						3.150	*.748*	*3.346*	*1.594*	*3.346*	*2.205*	*1.417*	*3.150*	*1.969*	*.295*	*.295*			
	2	M20	0	0	**C8-391.60-02 110A**	80.0	31.0	110.0	64.5	110.0	80.0	53.0	63.0	63.0	12	12		3.30	8000
						3.150	*1.220*	*4.331*	*2.539*	*4.331*	*3.150*	*2.087*	*2.480*	*2.480*	*.492*	*.492*			
	3	M33	0	0	**C8-391.60-03 160A**	80.0	48.0	160.0	129.0	160.0		78.0	80.0		20	20		3.70	8000
						3.150	*1.890*	*6.299*	*5.079*	*6.299*		*3.071*	*3.150*		*.787*	*.787*			

P36 Q1 Q35

Coromant Capto® a portapinzas de goma flotante

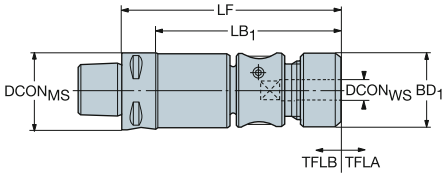

CZC$_{MS}$	CZC$_{WS}$	TRMAX	CNSC	CXSC	Código de pedido	Dimensiones, mm, pulg. DCON$_{MS}$	DCON$_{WS}$	LF	LB$_1$	LB$_2$	BD$_1$	BD$_2$	TFLA	TFLB	CP Bar/PSI	Kg	RPMX
C3	J42x	M12	1	0	**C3-391.60B-01 095A**	32.0	23.0	95.0	80.0	95.0	31.0	32.0	10	2	80	0.60	8000
						1.260	*.906*	*3.740*	*3.150*	*3.740*	*1.220*	*1.260*	*.394*	*.079*	*1160*		
C4	J44x	M16	1	0	**C4-391.60B-02 101A**	40.0	28.0	101.0	101.0		40.0		10	2	80	0.70	8000
						1.575	*1.102*	*3.976*	*3.976*		*1.575*		*.394*	*.079*	*1160*		
C5	J46x	M32	1	0	**C5-391.60B-03 158A**	50.0	44.0	158.0	158.0		56.4		10	2	80	2.34	8000
						1.969	*1.732*	*6.220*	*6.220*		*2.220*		*.394*	*.079*	*1160*		

P33 Q1 Q35

Pieza en bruto de acero con acoplamiento Coromant Capto®

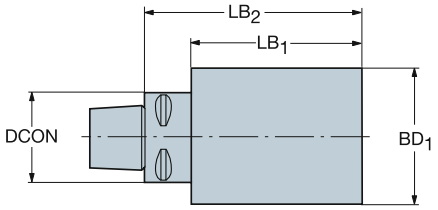

CZC_{MS}	Código de pedido	Dimensiones, mm, pulg. DCON	BD_1	LB_1	kg
C3	C3-391.50-32 090-B	32	32.0	90	0.6
		1.260	*1.260*	*3.543*	
	C3-391.50-60 090-B	32	60.0	75	1.6
		1.260	*2.362*	*2.953*	
C4	C4-391.50-40 120-B	40	40.0	120	1.3
		1.575	*1.575*	*4.724*	
	C4-391.50-80 120-B	40	80.0	100	3.2
		1.575	*3.150*	*3.937*	
C5	C5-391.50-50 150-B	50	50.0	150	2.3
		1.969	*1.969*	*5.906*	
	C5-391.50-95 150-B	50	95.0	130	6.1
		1.969	*3.740*	*5.118*	
C6	C6-391.50-120 180-B	63	120.0	158	6.2
		2.480	*4.724*	*6.220*	
	C6-391.50-63 180-B	63	63.0	180	3.3
		2.480	*2.480*	*7.087*	
C8	C8-391.50-145 200-B	80	145.0	169	1.0
		3.150	*5.709*	*6.654*	
	C8-391.50-80 200-B	80	80.0	200	6.5
		3.150	*3.150*	*7.874*	
C10	C10-391.50-100200-B	100	100.0	200	5.5
		3.937	*3.937*	*7.874*	
	C10-391.50-145200-B	100	145.0	162	136.1
		3.937	*5.709*	*6.409*	

ISO 13399

Q1

HSK a Coromant Capto® , adaptador

Adaptador del lado de la máquina HSK A/C

DSGN 1

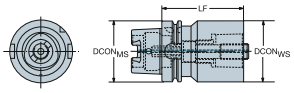

2

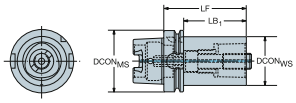

7

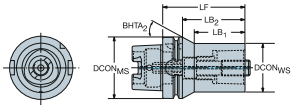

CZC_{MS}	CZC_{WS}	CNSC	CXSC	DSGN	Código de pedido	Dimensiones, mm, pulg. $DCON_{MS}$	$DCON_{WS}$	LF	LB_1	LB_2	LB_3	BD_1	BD_2	BD_3	$BHTA_2$	CP Bar/PSI	Kg	BBD
50	C3	1	1	2	C3-390.410-50 075A	50.0	32.0	75.0	49.0	75.0		32.0	50.0		0°	100	0.64	1
						1.969	*1.260*	*2.953*	*1.929*	*2.953*		*1.260*	*1.969*			*1450*		
	C4	1	1	2	C4-390.410-50 080A	50.0	40.0	80.0	54.0	80.0		40.0	50.0		0°	100	0.85	1
						1.969	*1.575*	*3.150*	*2.126*	*3.150*		*1.575*	*1.969*			*1450*		
63	C3	1	1	2	C3-390.410-63 075C	63.0	32.0	75.0	49.0	75.0		32.0	63.0		0°	100	1.30	1
						2.480	*1.260*	*2.953*	*1.929*	*2.953*		*1.260*	*2.480*			*1450*		
	C4	1	1	2	C4-390.410-63 080C	63.0	40.0	80.0	54.0	80.0		40.0	63.0		0°	100	1.66	1
						2.480	*1.575*	*3.150*	*2.126*	*3.150*		*1.575*	*2.480*			*1450*		
	C5	1	1	2	C5-390.410-63 090C	63.0	50.0	90.0	64.0	90.0		50.0	63.0		0°	100	1.50	1
						2.480	*1.969*	*3.543*	*2.520*	*3.543*		*1.969*	*2.480*			*1450*		
80	C4	1	1	2	C4-390.410-80 090	80.0	40.0	90.0	64.0	90.0		40.0	80.0		0°	100	1.63	0
						3.150	*1.575*	*3.543*	*2.520*	*3.543*		*1.575*	*3.150*			*1450*		
	C5	1	1	2	C5-390.410-80 095	80.0	50.0	95.0	69.0	95.0		50.0	80.0		0°	100	1.96	0
						3.150	*1.969*	*3.740*	*2.717*	*3.740*		*1.969*	*3.150*			*1450*		
	C6	1	1	2	C6-390.410-80 110	80.0	63.0	110.0	84.0	110.0		63.0	80.0		0°	100	2.74	0
						3.150	*2.480*	*4.331*	*3.307*	*4.331*		*2.480*	*3.150*			*1450*		
100	C3	1	1	7	C3-390.410-100 080A	100.0	32.0	80.0	43.0	51.0	80.0	32.0	32.0	100.0	45°	100	3.80	0
						3.937	*1.260*	*3.150*	*1.693*	*2.008*	*3.150*	*1.260*	*1.260*	*3.937*		*1450*		
	C4	1	1	2	C4-390.410-100 090A	100.0	40.0	90.0	61.0	90.0		40.0	100.0		0°	100	4.10	0
						3.937	*1.575*	*3.543*	*2.402*	*3.543*		*1.575*	*3.937*			*1450*		
	C5	1	1	2	C5-390.410-100 100A	100.0	50.0	100.0	71.0	100.0		50.0	100.0		0°	100	3.24	0
						3.937	*1.969*	*3.937*	*2.795*	*3.937*		*1.969*	*3.937*			*1450*		
	C6	1	1	2	C6-390.410-100 110A	100.0	63.0	110.0	81.0	110.0		63.0	100.0		0°	100	3.40	0
						3.937	*2.480*	*4.331*	*3.189*	*4.331*		*2.480*	*3.937*			*1450*		
	C8	1	1	2	C8-390.410-100 120A	100.0	80.0	120.0	91.0	120.0		80.0	100.0		0°	100	4.70	0
						3.937	*3.150*	*4.724*	*3.583*	*4.724*		*3.150*	*3.937*			*1450*		
	C10	1	1	1	C10-390.410-100 155	100.0	100.0	155.0	155.0			100.0				100	7.56	0
						3.937	*3.937*	*6.102*	*6.102*			*3.937*				*1450*		
125	C4	1	1	7	C4-390.410-125 095	125.0	40.0	95.0	46.0	66.0	95.0	40.0	40.0	125.0	45°	100	4.00	0
						4.921	*1.575*	*3.740*	*1.811*	*2.598*	*3.740*	*1.575*	*1.575*	*4.921*		*1450*		
	C5	1	1	7	C5-390.410-125 105	125.0	50.0	105.0	66.0	76.0	105.0	50.0	50.0	125.0	45°	100	4.33	0
						4.921	*1.969*	*4.134*	*2.598*	*2.992*	*4.134*	*1.969*	*1.969*	*4.921*		*1450*		
	C6	1	1	2	C6-390.410-125 120	125.0	63.0	120.0	91.0	120.0		63.0	125.0		0°	100	6.50	0
						4.921	*2.480*	*4.724*	*3.583*	*4.724*		*2.480*	*4.921*			*1450*		
	C8	1	1	2	C8-390.410-125 130	125.0	80.0	130.0	101.0	130.0		80.0	125.0		0°	100	6.50	0
						4.921	*3.150*	*5.118*	*3.976*	*5.118*		*3.150*	*4.921*			*1450*		
	C10	1	1	2	C10-390.410-125 160	125.0	100.0	160.0	131.0	160.0		100.0	125.0		0°	100	5.50	0
						4.921	*3.937*	*6.299*	*5.157*	*6.299*		*3.937*	*4.921*			*1450*		
160	C6	1	1	2	C6-390.410-160 125	160.0	63.0	125.0	94.0	125.0		63.0	160.0		0°	100	8.20	0
						6.299	*2.480*	*4.921*	*3.701*	*4.921*		*2.480*	*6.299*			*1450*		
	C8	1	1	2	C8-390.410-160 135	160.0	80.0	135.0	104.0	135.0		80.0	160.0		0°	100	9.60	0
						6.299	*3.150*	*5.315*	*4.094*	*5.315*		*3.150*	*6.299*			*1450*		
	C10	1	1	2	C10-390.410-160 160	160.0	100.0	160.0	129.0	160.0		100.0	160.0		0°	100	12.42	0
						6.299	*3.937*	*6.299*	*5.079*	*6.299*		*3.937*	*6.299*			*1450*		

Junto con los mangos básicos HSK se suministra un tubo de refrigerante especial.

ISO 13399 Q1

CNSC CXSC Q35

SANDVIK Coromant

HSK a Coromant Capto® , adaptador

Diseño de mecanizado pesado

Adaptador del lado de la máquina HSK A/C

DSGN 7

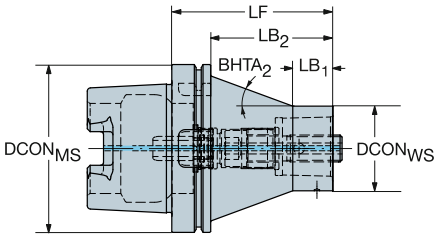

CZC$_{MS}$	CZC$_{WS}$	CNSC	CXSC	DSGN	Código de pedido	Dimensiones, mm, pulg. DCON$_{MS}$	DCON$_{WS}$	LF	LB$_1$	LB$_2$	LB$_3$	BD$_1$	BD$_2$	BD$_3$	BHTA$_2$	CP Bar/PSI	Kg
100	C3	1	1	7	C3-390.410-100080HD	100.0	32.0	80.0	20.0	51.0	80.0	32.0	32.0	100.0	41°	100	2.83
						3.937	*1.260*	*3.150*	*.787*	*2.008*	*3.150*	*1.260*	*1.260*	*3.937*		*1450*	
	C4	1	1	7	C4-390.410-100090HD	100.0	40.0	90.0	20.0	61.0	90.0	40.0	40.0	100.0	29°	100	3.18
						3.937	*1.575*	*3.543*	*.787*	*2.402*	*3.543*	*1.575*	*1.575*	*3.937*		*1450*	
	C5	1	1	7	C5-390.410-100100HD	100.0	50.0	100.0	30.0	71.0	100.0	50.0	50.0	100.0	23°	100	3.47
						3.937	*1.969*	*3.937*	*1.181*	*2.795*	*3.937*	*1.969*	*1.969*	*3.937*		*1450*	
	C6	1	1	7	C6-390.410-100110HD	100.0	63.0	110.0	30.0	81.0	110.0	63.0	63.0	100.0	12°	100	4.11
						3.937	*2.480*	*4.331*	*1.181*	*3.189*	*4.331*	*2.480*	*2.480*	*3.937*		*1450*	
125	C4	1	1	7	C4-390.410-125095HD	125.0	40.0	95.0	20.0	66.0	95.0	40.0	40.0	125.0	36°	100	5.12
						4.921	*1.575*	*3.740*	*.787*	*2.598*	*3.740*	*1.575*	*1.575*	*4.921*		*1450*	
	C5	1	1	7	C5-390.410-125105HD	125.0	50.0	105.0	20.0	76.0	105.0	50.0	50.0	125.0	27°	100	5.70
						4.921	*1.969*	*4.134*	*.787*	*2.992*	*4.134*	*1.969*	*1.969*	*4.921*		*1450*	
	C6	1	1	7	C6-390.410-125120HD	125.0	63.0	120.0	30.0	91.0	120.0	63.0	63.0	125.0	20°	100	6.48
						4.921	*2.480*	*4.724*	*1.181*	*3.583*	*4.724*	*2.480*	*2.480*	*4.921*		*1450*	
	C8	1	1	7	C8-390.410-125130HD	125.0	80.0	130.0	30.0	101.0	130.0	80.0	80.0	125.0	11°	100	7.58
						4.921	*3.150*	*5.118*	*1.181*	*3.976*	*5.118*	*3.150*	*3.150*	*4.921*		*1450*	

Junto con los mangos básicos HSK se suministra un tubo de refrigerante especial.

ISO 13399 Q1

CNSC CXSC Q35

HSK a Coromant Capto® , adaptador

Adaptador del lado de la máquina HSK A/C/T

DSGN 1

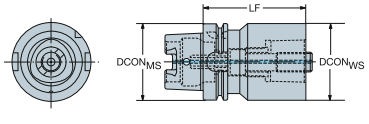

DSGN 2

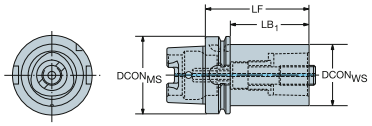

CZC$_{MS}$	CZC$_{WS}$	CNSC	CXSC	DSGN	Código de pedido	Dimensiones, mm, pulg. DCON$_{MS}$	DCON$_{WS}$	LF	LB$_1$	LB$_2$	BD$_1$	BD$_2$	CP Bar/PSI	Kg
40	C3	1	1	2	C3-390.419-40 065	40.0	32.0	65.0	45.0	65.0	32.0	40.0	100	0.43
						1.575	*1.260*	*2.559*	*1.772*	*2.559*	*1.260*	*1.575*	*1450*	
	C4	1	1	1	C4-390.419-40 075	40.0	40.0	75.0	75.0		40.0		100	0.59
						1.575	*1.575*	*2.953*	*2.953*		*1.575*		*1450*	
63	C5	1	1	2	C5-390.419-63 090	63.0	50.0	90.0	64.0	90.0	50.0	63.0	100	1.43
						2.480	*1.969*	*3.543*	*2.520*	*3.543*	*1.969*	*2.480*	*1450*	
	C6	1	1	1	C6-390.419-63 110	63.0	63.0	110.0	110.0		63.0		100	2.12
						2.480	*2.480*	*4.331*	*4.331*		*2.480*		*1450*	
100	C6	1	1	2	C6-390.419-100 110	100.0	63.0	110.0	81.0	110.0	63.0	100.0	100	3.60
						3.937	*2.480*	*4.331*	*3.189*	*4.331*	*2.480*	*3.937*	*1450*	
	C8	1	1	2	C8-390.419-100 120	100.0	80.0	120.0	91.0	120.0	80.0	100.0	100	4.78
						3.937	*3.150*	*4.724*	*3.583*	*4.724*	*3.150*	*3.937*	*1450*	

Adaptador del lado de la máquina HSK F con pasadores

DSGN 2

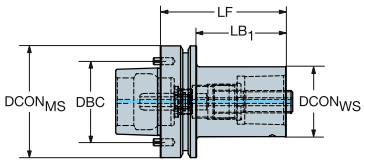

CZC$_{MS}$	CZC$_{WS}$	CNSC	CXSC	DSGN	Código de pedido	Dimensiones, mm, pulg. DCON$_{MS}$	DBC	DCON$_{WS}$	LF	LB$_1$	LB$_2$	BD$_1$	BD$_2$	CP Bar/PSI	Kg
80	C5	1	1	2	C5-390.612-80 090	80.0	58.0	50.0	90.0	64.0	90.0	50.0	80.0	100	1.66
						3.150	*2.283*	*1.969*	*3.543*	*2.520*	*3.543*	*1.969*	*3.150*	*1450*	
	C6	1	1	2	C6-390.612-80 105	80.0	58.0	63.0	105.0	79.0	105.0	63.0	80.0	100	2.30
						3.150	*2.283*	*2.480*	*4.134*	*3.110*	*4.134*	*2.480*	*3.150*	*1450*	

Junto con los mangos básicos HSK se suministra un tubo de refrigerante especial.
HSK80F, compatible con la gama de máquinas MAG de Makino 1, 3, 4, 7, para mecanizado de estructuras aeroespaciales de aluminio

ISO 13399 Q1

CNSC CXSC Q35

HSK a Coromant EH, adaptador

Diseño corto

Adaptador del lado de la máquina HSK A/C

DSGN 7

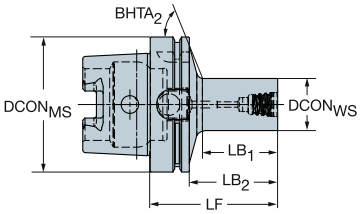

Versión métrica

CZC$_{MS}$	CZC$_{WS}$	CNSC	CXSC	DSGN	Código de pedido	Dimensiones, mm, pulg. DCON$_{MS}$	DCON$_{WS}$	LF	LB$_1$	LB$_2$	LB$_3$	BD$_1$	BD$_2$	BD$_3$	BHTA$_2$	CP Bar/PSI	Kg	BBD	RPMX
40	E10	1	1	7	392.410EH-40 10 040	40.0	9.6	40.0	13.0	20.0	40.0	9.6	9.6	40.0	59°	100	0.21	1	30000
						1.575	*.378*	*1.575*	*.512*	*.787*	*1.575*	*.378*	*.378*	*1.575*		*1450*			
	E12	1	1	7	392.410EH-40 12 043	40.0	11.6	43.0	16.3	23.0	43.0	11.6	11.6	40.0	58°	100	0.21	1	30000
						1.575	*.457*	*1.693*	*.642*	*.906*	*1.693*	*.457*	*.457*	*1.575*		*1450*			
	E16	1	1	7	392.410EH-40 16 048	40.0	15.4	48.0	21.9	28.0	48.0	15.4	15.4	40.0	55°	100	0.23	1	30000
						1.575	*.606*	*1.890*	*.862*	*1.102*	*1.890*	*.606*	*.606*	*1.575*		*1450*			
	E20	1	1	7	392.410EH-40 20 045	40.0	19.2	45.0	19.4	25.0	45.0	19.2	19.2	40.0	50°	100	0.23	1	30000
						1.575	*.756*	*1.772*	*.764*	*.984*	*1.772*	*.756*	*.756*	*1.575*		*1450*			
50	E10	1	1	7	392.410EH-50 10 047	50.0	9.6	47.0	13.0	21.0	47.0	9.6	9.6	50.0	63°	100	0.41	1	25000
						1.969	*.378*	*1.850*	*.512*	*.827*	*1.850*	*.378*	*.378*	*1.969*		*1450*			
	E12	1	1	7	392.410EH-50 12 050	50.0	11.6	50.0	16.3	24.0	50.0	11.6	11.6	50.0	62°	100	0.41	1	25000
						1.969	*.457*	*1.969*	*.642*	*.945*	*1.969*	*.457*	*.457*	*1.969*		*1450*			
	E16	1	1	7	392.410EH-50 16 055	50.0	15.4	55.0	21.8	29.0	55.0	15.4	15.4	50.0	60°	100	0.43	1	25000
						1.969	*.606*	*2.165*	*.858*	*1.142*	*2.165*	*.606*	*.606*	*1.969*		*1450*			
	E20	1	1	7	392.410EH-50 20 052	50.0	19.2	52.0	19.3	26.0	52.0	19.2	19.2	50.0	58°	100	0.43	1	25000
						1.969	*.756*	*2.047*	*.760*	*1.024*	*2.047*	*.756*	*.756*	*1.969*		*1450*			
	E25	1	1	7	392.410EH-50 25 057	50.0	24.1	57.0	24.9	31.0	57.0	24.1	24.1	50.0	54°	100	0.46	1	25000
						1.969	*.949*	*2.244*	*.980*	*1.220*	*2.244*	*.949*	*.949*	*1.969*		*1450*			
63	E10	1	1	7	392.410EH-63 10 049	63.0	9.6	49.0	13.5	23.0	49.0	9.6	9.6	63.0	66°	100	0.68	1	20500
						2.480	*.378*	*1.929*	*.531*	*.906*	*1.929*	*.378*	*.378*	*2.480*		*1450*			
	E12	1	1	7	392.410EH-63 12 051	63.0	11.6	51.0	15.8	25.0	51.0	11.6	11.6	63.0	65°	100	0.68	1	20500
						2.480	*.457*	*2.008*	*.622*	*.984*	*2.008*	*.457*	*.457*	*2.480*		*1450*			
	E16	1	1	7	392.410EH-63 16 056	63.0	15.4	56.0	21.3	30.0	56.0	15.4	15.4	63.0	65°	100	0.70	1	20500
						2.480	*.606*	*2.205*	*.839*	*1.181*	*2.205*	*.606*	*.606*	*2.480*		*1450*			
	E20	1	1	7	392.410EH-63 20 053	63.0	19.2	53.0	18.8	27.0	53.0	19.2	19.2	63.0	63°	100	0.70	1	20500
						2.480	*.756*	*2.087*	*.740*	*1.063*	*2.087*	*.756*	*.756*	*2.480*		*1450*			
	E25	1	1	7	392.410EH-63 25 059	63.0	24.1	59.0	25.5	33.0	59.0	24.1	24.1	63.0	61°	100	0.74	1	20500
						2.480	*.949*	*2.323*	*1.004*	*1.299*	*2.323*	*.949*	*.949*	*2.480*		*1450*			

P10 Q1 Q35 Q30

HSK a Coromant EH, adaptador

Diseño largo

Adaptador del lado de la máquina HSK A/C

DSGN 15

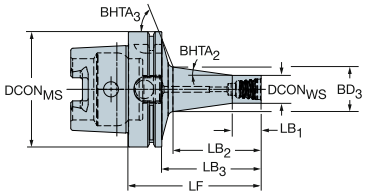

Versión métrica

CZC$_{MS}$	CZC$_{WS}$	CNSC	CXSC	DSGN	Código de pedido	Dimensiones, mm, pulg. DCON$_{MS}$	DCON$_{WS}$	LF	LB$_1$	LB$_2$	LB$_3$	LB$_4$	BD$_1$	BD$_2$	BD$_3$	BD$_4$	BHTA$_2$	CP Bar/PSI	Kg	BBD	RPMX
40	E10	1	1	15	392.410EH-40 10 054	40.0	9.6	54.0	10.0	28.5	34.0	54.0	9.6	9.6	14.8	40.0	8°	100	0.22	1	30000
						1.575	*.378*	*2.126*	*.394*	*1.122*	*1.339*	*2.126*	*.378*	*.378*	*.583*	*1.575*		*1450*			
	E12	1	1	15	392.410EH-40 12 059	40.0	11.6	59.0	12.0	33.9	39.0	59.0	11.6	11.6	17.7	40.0	8°	100	0.24	1	30000
						1.575	*.457*	*2.323*	*.472*	*1.335*	*1.535*	*2.323*	*.457*	*.457*	*.697*	*1.575*		*1450*			
	E16	1	1	15	392.410EH-40 16 070	40.0	15.4	70.0	16.0	45.7	50.0	70.0	15.4	15.4	23.7	40.0	8°	100	0.29	1	30000
						1.575	*.606*	*2.756*	*.630*	*1.799*	*1.969*	*2.756*	*.606*	*.606*	*.933*	*1.575*		*1450*			
50	E10	1	1	15	392.410EH-50 10 061	50.0	9.6	61.0	10.0	28.4	35.0	61.0	9.6	9.6	14.8	50.0	8°	100	0.42	1	25000
						1.969	*.378*	*2.402*	*.394*	*1.118*	*1.378*	*2.402*	*.378*	*.378*	*.583*	*1.969*		*1450*			
	E12	1	1	15	392.410EH-50 12 066	50.0	11.6	66.0	12.0	33.8	40.0	66.0	11.6	11.6	17.7	50.0	8°	100	0.44	1	25000
						1.969	*.457*	*2.598*	*.472*	*1.331*	*1.575*	*2.598*	*.457*	*.457*	*.697*	*1.969*		*1450*			
	E16	1	1	15	392.410EH-50 16 077	50.0	15.4	77.0	16.0	45.6	51.0	77.0	15.4	15.4	23.7	50.0	8°	100	0.49	1	25000
						1.969	*.606*	*3.032*	*.630*	*1.795*	*2.008*	*3.032*	*.606*	*.606*	*.933*	*1.969*		*1450*			
	E20	1	1	15	392.410EH-50 20 090	50.0	19.2	90.0	20.0	59.5	64.0	90.0	19.2	19.2	30.3	50.0	8°	100	0.59	1	25000
						1.969	*.756*	*3.543*	*.787*	*2.343*	*2.520*	*3.543*	*.756*	*.756*	*1.193*	*1.969*		*1450*			
63	E10	1	1	15	392.410EH-63 10 062	63.0	9.6	62.0	10.0	27.9	36.0	62.0	9.6	9.6	14.6	63.0	8°	100	0.70	1	20500
						2.480	*.378*	*2.441*	*.394*	*1.098*	*1.417*	*2.441*	*.378*	*.378*	*.575*	*2.480*		*1450*			
	E12	1	1	15	392.410EH-63 12 068	63.0	11.6	68.0	12.0	34.3	42.0	68.0	11.6	11.6	17.9	63.0	8°	100	0.71	1	20500
						2.480	*.457*	*2.677*	*.472*	*1.350*	*1.654*	*2.677*	*.457*	*.457*	*.705*	*2.480*		*1450*			
	E16	1	1	15	392.410EH-63 16 078	63.0	15.4	78.0	16.0	45.1	52.0	78.0	15.4	15.4	23.6	63.0	8°	100	0.76	1	20500
						2.480	*.606*	*3.071*	*.630*	*1.776*	*2.047*	*3.071*	*.606*	*.606*	*.929*	*2.480*		*1450*			
	E20	1	1	15	392.410EH-63 20 091	63.0	19.2	91.0	20.0	59.0	65.0	91.0	19.2	19.2	30.1	63.0	8°	100	0.85	1	20500
						2.480	*.756*	*3.583*	*.787*	*2.323*	*2.559*	*3.583*	*.756*	*.756*	*1.185*	*2.480*		*1450*			
	E25	1	1	15	392.410EH-63 25 105	63.0	24.1	105.0	25.0	74.0	79.0	105.0	24.1	24.1	37.6	63.0	8°	100	1.03	1	20500
						2.480	*.949*	*4.134*	*.984*	*2.913*	*3.110*	*4.134*	*.949*	*.949*	*1.480*	*2.480*		*1450*			
100	E20	1	1	15	392.410EH-100 20 100	100.0	19.2	100.0	20.0	60.3	71.0	100.0	19.2	19.2	30.5	100.0	8°	100	2.34	0	12500
						3.937	*.756*	*3.937*	*.787*	*2.374*	*2.795*	*3.937*	*.756*	*.756*	*1.201*	*3.937*		*1450*			
	E25	1	1	15	392.410EH-100 25 115	100.0	24.1	115.0	25.0	76.4	86.0	115.0	24.1	24.1	38.6	100.0	8°	100	2.53	0	12500
						3.937	*.949*	*4.528*	*.984*	*3.008*	*3.386*	*4.528*	*.949*	*.949*	*1.520*	*3.937*		*1450*			

P10 Q1 Q35 Q30

HSK a eje, adaptador

Refrigerante a través del eje

Adaptador del lado de la máquina HSK A/C



DSGN 1

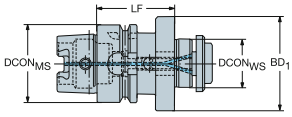

2

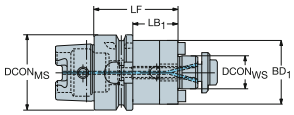

Guía métrica

CZC$_{MS}$	CZC$_{WS}$	CNSC	CXSC	DSGN	Código de pedido	Dimensiones, mm, pulg. DCON$_{MS}$	DBC	DCON$_{WS}$	LF	LB$_1$	LB$_2$	BD$_1$	BD$_2$	CP Bar/PSI	Kg	BBD
40	22	1	4	1	392.41005C-4022050	40.0		22.0	50.0	50.0		48.0		80	0.58	1
						1.575		*.866*	*1.969*	*1.969*		*1.890*		*1160*		
50	22	1	4	2	392.41005C-5022060	50.0		22.0	60.0	34.0	60.0	48.0	50.0	80	0.88	1
						1.969		*.866*	*2.362*	*1.339*	*2.362*	*1.890*	*1.969*	*1160*		
63	16	1	4	2	392.41005C6316050	63.0		16.0	50.0	24.0	50.0	32.0	63.0	80	0.82	1
						2.480		*.630*	*1.969*	*.945*	*1.969*	*1.260*	*2.480*	*1160*		
	22	1	4	2	392.41005C6322050	63.0		22.0	50.0	24.0	50.0	50.0	63.0	80	1.10	1
						2.480		*.866*	*1.969*	*.945*	*1.969*	*1.969*	*2.480*	*1160*		
	27	1	4	2	392.41005C6327060	63.0		27.0	60.0	24.0	60.0	60.0	63.0	80	1.41	1
						2.480		*1.063*	*2.362*	*.945*	*2.362*	*2.362*	*2.480*	*1160*		
	32	1	4	1	392.41005C6332060	63.0		32.0	60.0	60.0		78.0		80	1.74	1
						2.480		*1.260*	*2.362*	*2.362*		*3.071*		*1160*		
	40S	1	4	1	392.41005C6340060M	63.0	66.7	40.0	60.0	60.0		87.0		80	2.04	1
						2.480	*2.626*	*1.575*	*2.362*	*2.362*		*3.425*		*1160*		
100	22	1	4	2	392.41005C10022100	100.0		22.0	100.0	71.0	100.0	50.0	100.0	80	3.10	1
						3.937		*.866*	*3.937*	*2.795*	*3.937*	*1.969*	*3.937*	*1160*		
	27	1	4	2	392.41005C10027100	100.0		27.0	100.0	71.0	100.0	60.0	100.0	80	3.60	1
						3.937		*1.063*	*3.937*	*2.795*	*3.937*	*2.362*	*3.937*	*1160*		
	32	1	4	2	392.41005C10032100	100.0		32.0	100.0	71.0	100.0	78.0	100.0	80	4.76	1
						3.937		*1.260*	*3.937*	*2.795*	*3.937*	*3.071*	*3.937*	*1160*		
	40S	1	4	2	392.41005C10040100M	100.0	66.7	40.0	100.0	71.0	100.0	87.0	100.0	80	5.51	1
						3.937	*2.626*	*1.575*	*3.937*	*2.795*	*3.937*	*3.425*	*3.937*	*1160*		
125	32	1	4	2	392.41005C12532100	125.0		32.0	100.0	71.0	100.0	78.0	125.0	80	6.00	1
						4.921		*1.260*	*3.937*	*2.795*	*3.937*	*3.071*	*4.921*	*1160*		
	40S	1	4	2	392.41005C12540100M	125.0	66.7	40.0	100.0	71.0	100.0	87.0	125.0	80	6.80	1
						4.921	*2.626*	*1.575*	*3.937*	*2.795*	*3.937*	*3.425*	*4.921*	*1160*		

P10

ISO 13399 Q1

CNSC CXSC Q35

HSK a eje, adaptador

Adaptador del lado de la máquina HSK A/C



DSGN 1

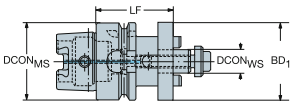

1

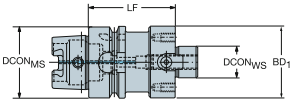

2

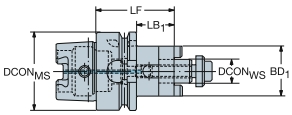

Guía métrica

CZC$_{MS}$	CZC$_{WS}$	CNSC	CXSC	DSGN	Código de pedido	Dimensiones, mm, pulg. DCON$_{MS}$	DBC	DCON$_{WS}$	LF	LB$_1$	LB$_2$	BD$_1$	BD$_2$	Kg	BBD
63	16	0	0	2	392.41005-63 16 050	63.0		16.0	50.0	24.0	50.0	32.0	63.0	1.02	1
						2.480		*.630*	*1.969*	*.945*	*1.969*	*1.260*	*2.480*		
	22	0	0	2	392.41005-63 22 050B	63.0		22.0	50.0	24.0	50.0	50.0	63.0	1.23	1
						2.480		*.866*	*1.969*	*.945*	*1.969*	*1.969*	*2.480*		
	27	0	0	2	392.41005-63 27 060B	63.0		27.0	60.0	34.0	60.0	50.0	63.0	1.50	1
						2.480		*1.063*	*2.362*	*1.339*	*2.362*	*1.969*	*2.480*		
	32	0	0	1	392.41005-63 32 060B	63.0		32.0	60.0	60.0		63.0		1.50	1
						2.480		*1.260*	*2.362*	*2.362*		*2.480*			
	40S	0	0	1	392.41005-63 40 060M	63.0	66.7	40.0	60.0	60.0		87.0		2.04	1
						2.480	*2.626*	*1.575*	*2.362*	*2.362*		*3.425*			
100	22	0	0	2	392.41005-100 22 050A	100.0		22.0	50.0	21.0	50.0	50.0	100.0	2.80	1
						3.937		*.866*	*1.969*	*.827*	*1.969*	*1.969*	*3.937*		
	22	0	0	2	392.41005-10022100	100.0		22.0	100.0	71.0	100.0	50.0	100.0	4.40	1
						3.937		*.866*	*3.937*	*2.795*	*3.937*	*1.969*	*3.937*		
	27	0	0	2	392.41005-100 27 050A	100.0		27.0	50.0	21.0	50.0	50.0	100.0	2.80	1
						3.937		*1.063*	*1.969*	*.827*	*1.969*	*1.969*	*3.937*		
	27	0	0	2	392.41005-10027100	100.0		27.0	100.0	71.0	100.0	50.0	100.0	4.40	1
						3.937		*1.063*	*3.937*	*2.795*	*3.937*	*1.969*	*3.937*		
	32	0	0	2	392.41005-100 32 050A	100.0		32.0	50.0	21.0	50.0	63.0	100.0	2.80	1
						3.937		*1.260*	*1.969*	*.827*	*1.969*	*2.480*	*3.937*		
	32	0	0	2	392.41005-10032100	100.0		32.0	100.0	71.0	100.0	63.0	100.0	6.00	1
						3.937		*1.260*	*3.937*	*2.795*	*3.937*	*2.480*	*3.937*		
	40S	0	0	2	392.41005-100 40 060M	100.0	66.7	40.0	60.0	31.0	60.0	87.0	100.0	3.71	1
						3.937	*2.626*	*1.575*	*2.362*	*1.220*	*2.362*	*3.425*	*3.937*		
	40S	0	0	2	392.41005-100 40 100M	100.0	66.7	40.0	100.0	71.0	100.0	87.0	100.0	5.54	1
						3.937	*2.626*	*1.575*	*3.937*	*2.795*	*3.937*	*3.425*	*3.937*		
	60	0	0	1	392.41005-10060075	100.0	101.6	60.0	75.0	75.0		130.0		13.80	1
						3.937	*4.000*	*2.362*	*2.953*	*2.953*		*5.118*			
125	60	0	0	1	392.41005-12560085	125.0	101.6	60.0	85.0	85.0		130.0		9.15	1
						4.921	*4.000*	*2.362*	*3.346*	*3.346*		*5.118*			

P10 Q1 Q35

HSK a eje, adaptador

Refrigerante a través del eje

Adaptador del lado de la máquina HSK A/C

DSGN 1

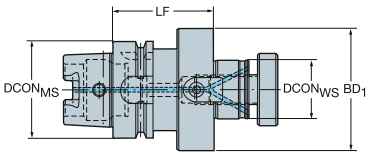

2

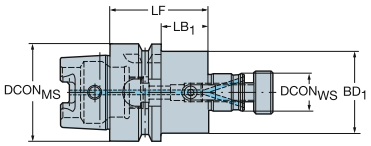

Guía en pulgadas

CZC$_{MS}$	CZC$_{WS}$	CNSC	CXSC	DSGN	Código de pedido	Dimensiones, mm, pulg. DCON$_{MS}$	DBC	DCON$_{WS}$	LF	LB$_1$	LB$_2$	BD$_1$	BD$_2$	CP Bar/PSI	Kg	BBD
63	3/4	1	4	2	A392.41005C6319050	63.0		19.1	50.0	24.0	50.0	43.0	63.0	80	0.96	1
						2.480		*.750*	*1.969*	*.945*	*1.969*	*1.693*	*2.480*	*1160*		
	1	1	4	2	A392.41005C6325060	63.0		25.4	60.0	34.0	60.0	50.0	63.0	80	1.26	1
						2.480		*1.000*	*2.362*	*1.339*	*2.362*	*1.969*	*2.480*	*1160*		
	1 1/2	1	4	1	A392.41005C6338065M	63.0	66.7	38.1	65.0	65.0		87.0		80	2.19	1
						2.480	*2.626*	*1.500*	*2.559*	*2.559*		*3.425*		*1160*		
100	3/4	1	4	2	A392.41005C10019100	100.0		19.1	100.0	71.0	100.0	43.0	100.0	80	2.80	1
						3.937		*.750*	*3.937*	*2.795*	*3.937*	*1.693*	*3.937*	*1160*		
	1	1	4	2	A392.41005C10025100	100.0		25.4	100.0	71.0	100.0	50.0	100.0	80	3.14	1
						3.937		*1.000*	*3.937*	*2.795*	*3.937*	*1.969*	*3.937*	*1160*		
	1 1/2	1	4	2	A392.41005C10038100M	100.0	66.7	38.1	100.0	71.0	100.0	87.0	100.0	80	5.46	1
						3.937	*2.626*	*1.500*	*3.937*	*2.795*	*3.937*	*3.425*	*3.937*	*1160*		
125	1	1	4	2	A392.41005C12525100	125.0		25.4	100.0	71.0	100.0	50.0	125.0	80	4.40	1
						4.921		*1.000*	*3.937*	*2.795*	*3.937*	*1.969*	*4.921*	*1160*		
	1 1/2	1	4	2	A392.41005C12538100M	125.0	66.7	38.1	100.0	71.0	100.0	87.0	125.0	80	6.75	1
						4.921	*2.626*	*1.500*	*3.937*	*2.795*	*3.937*	*3.425*	*4.921*	*1160*		

P10

Q1

Q35

HSK a eje, adaptador

Adaptador del lado de la máquina HSK A/C



DSGN 1

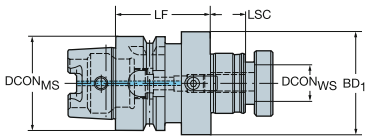

2

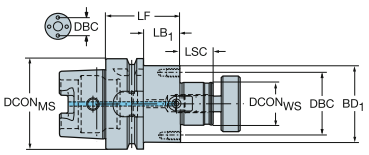

Guía en pulgadas

CZC_{MS}	CZC_{WS}	CNSC	CXSC	DSGN	Código de pedido	Dimensiones, mm, pulg. $DCON_{MS}$	DBC	$DCON_{WS}$	LF	LB_1	LB_2	BD_1	BD_2	Kg	BBD
63	3/4	0	0	2	A392.41005-63 19 050B	63.0		19.1	50.0	24.0	50.0	43.0	63.0	1.06	1
						2.480		*.750*	*1.969*	*.945*	*1.969*	*1.693*	*2.480*		
	1	0	0	2	A392.41005-63 25 060B	63.0		25.4	60.0	34.0	60.0	50.0	63.0	1.30	1
						2.480		*1.000*	*2.362*	*1.339*	*2.362*	*1.969*	*2.480*		
	1 1/2	0	0	1	A392.41005-63 38 065M	63.0	66.7	38.1	65.0	65.0		87.0		2.19	1
						2.480	*2.626*	*1.500*	*2.559*	*2.559*		*3.425*			
100	3/4	0	0	2	A392.41005-100 19 050A	100.0		19.1	50.0	21.0	50.0	42.0	100.0	2.18	1
						3.937		*.750*	*1.969*	*.827*	*1.969*	*1.654*	*3.937*		
	1	0	0	2	A392.41005-100 25 050A	100.0		25.4	50.0	21.0	50.0	50.0	100.0	2.18	1
						3.937		*1.000*	*1.969*	*.827*	*1.969*	*1.969*	*3.937*		
	1 1/2	0	0	2	A392.41005-100 38 060M	100.0	66.7	38.1	60.0	31.0	60.0	87.0	100.0	3.66	1
						3.937	*2.626*	*1.500*	*2.362*	*1.220*	*2.362*	*3.425*	*3.937*		
	2 1/2	0	0	1	A392.41005-10063075	100.0	101.6	63.5	75.0	75.0		130.0		6.46	1
						3.937	*4.000*	*2.500*	*2.953*	*2.953*		*5.118*			
125	2 1/2	0	0	1	A392.41005-12563085	125.0	101.6	63.5	85.0	85.0		130.0		9.23	1
						4.921	*4.000*	*2.500*	*3.346*	*3.346*		*5.118*			

P10

ISO 13399 Q1

CNSC CXSC Q35

HSK a eje, adaptador antivibratorio

Refrigerante a través del eje

Adaptador del lado de la máquina HSK A/C

DSGN 5

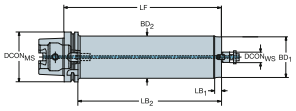

SilentTools®

Guía métrica

CZC_{MS}	CZC_{WS}	CNSC	CXSC	DSGN	Código de pedido	Dimensiones, mm, pulg. $DCON_{MS}$	$DCON_{WS}$	LF	LB_1	LB_2	LB_3	BD_1	BD_2	BD_3	CP Bar/PSI	Kg	RPMX
63	16	1	4	5	392.41005CD6316160	63.0	16.0	160.0	12.0	134.0	160.0	38.2	40.0	63.0	20	2.10	10000
						2.480	*.630*	*6.299*	*.472*	*5.276*	*6.299*	*1.504*	*1.575*	*2.480*	*290*		
	16	1	4	5	392.41005CD6316230	63.0	16.0	230.0	12.0	204.0	230.0	38.2	40.0	63.0	20	2.70	7000
						2.480	*.630*	*9.055*	*.472*	*8.032*	*9.055*	*1.504*	*1.575*	*2.480*	*290*		
	22	1	4	5	392.41005CD6322210	63.0	22.0	210.0	13.0	184.0	210.0	46.2	50.0	63.0	20	4.20	10000
						2.480	*.866*	*8.268*	*.512*	*7.244*	*8.268*	*1.819*	*1.969*	*2.480*	*290*		
	22	1	4	5	392.41005CD6322300	63.0	22.0	300.0	13.0	274.0	300.0	46.2	50.0	63.0	20	5.40	7000
						2.480	*.866*	*11.811*	*.512*	*10.787*	*11.811*	*1.819*	*1.969*	*2.480*	*290*		
100	22	1	4	5	392.41005CD10022230	100.0	22.0	230.0	13.0	201.0	230.0	46.2	63.0	100.0	20	7.40	10000
						3.937	*.866*	*9.055*	*.512*	*7.913*	*9.055*	*1.819*	*2.480*	*3.937*	*290*		
	22	1	4	5	392.41005CD10022340	100.0	22.0	340.0	13.0	311.0	340.0	46.2	63.0	100.0	20	10.80	7000
						3.937	*.866*	*13.386*	*.512*	*12.244*	*13.386*	*1.819*	*2.480*	*3.937*	*290*		
	27	1	4	5	392.41005CD10027230	100.0	27.0	230.0	13.8	201.0	230.0	53.7	63.0	100.0	20	7.50	10000
						3.937	*1.063*	*9.055*	*.543*	*7.913*	*9.055*	*2.114*	*2.480*	*3.937*	*290*		
	27	1	4	5	392.41005CD10027340	100.0	27.0	340.0	13.8	311.0	340.0	53.7	63.0	100.0	20	10.90	7000
						3.937	*1.063*	*13.386*	*.543*	*12.244*	*13.386*	*2.114*	*2.480*	*3.937*	*290*		

Guía en pulgadas

CZC_{MS}	CZC_{WS}	CNSC	CXSC	DSGN	Código de pedido	Dimensiones, mm, pulg. $DCON_{MS}$	$DCON_{WS}$	LF	LB_1	LB_2	LB_3	BD_1	BD_2	BD_3	CP Bar/PSI	Kg	RPMX
63	3/4	1	4	5	A392.41005CD6319210	63.0	19.1	210.0	11.1	181.0	210.0	47.2	50.0	63.0	20	4.20	10000
						2.480	*.750*	*8.268*	*.437*	*7.126*	*8.268*	*1.858*	*1.969*	*2.480*	*290*		
	3/4	1	4	5	A392.41005CD6319300	63.0	19.1	300.0	11.7	271.0	300.0	47.1	50.0	63.0	20	5.40	7000
						2.480	*.750*	*11.811*	*.461*	*10.669*	*11.811*	*1.854*	*1.969*	*2.480*	*290*		
100	1	1	4	5	A392.4105CD10025230	100.0	25.4	230.0	10.8	196.0	230.0	54.1	63.0	100.0	20	7.50	10000
						3.937	*1.000*	*9.055*	*.425*	*7.717*	*9.055*	*2.130*	*2.480*	*3.937*	*290*		
	1	1	4	5	A392.4105CD10025340	100.0	25.4	340.0	10.8	306.0	340.0	54.1	63.0	100.0	20	10.90	7000
						3.937	*1.000*	*13.386*	*.425*	*12.047*	*13.386*	*2.130*	*2.480*	*3.937*	*290*		

P19

P10

ISO 13399 Q1

CNSC CXSC Q35

HSK a adaptador VL

Adaptador del lado de la máquina HSK A/C

DSGN 2

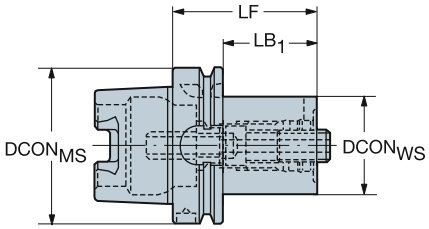

CZC_{MS}	CZC_{WS}	CNSC	CXSC	DSGN	Código de pedido	Dimensiones, mm, pulg. $DCON_{MS}$	$DCON_{WS}$	LF	LB_1	LB_2	BD_1	BD_2	CP Bar/PSI	Kg
100	80	1	1	2	**390.410-100 80 090**	100.0	80.0	90.0	61.0	90.0	80.0	100.0	100	12.90
						3.937	*3.150*	*3.543*	*2.402*	*3.543*	*3.150*	*3.937*	*1450*	

P42 Q1 Q35

HSK a Weldon, adaptador

Adaptador del lado de la máquina HSK A/C

Adaptador del lado de la pieza DIN 6535-HB y DIN 1835-B

DSGN 3

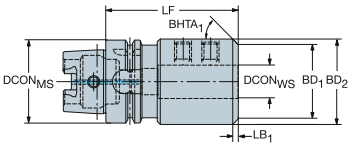

DSGN 6

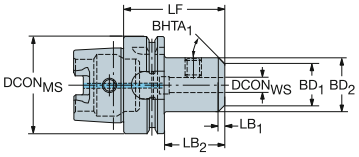

Agujero métrico

CZC_{MS}	CZC_{WS}	CNSC	CXSC	DSGN	Código de pedido	Dimensiones, mm, pulg. $DCON_{MS}$	$DCON_{WS}$	LF	LB_1	LB_2	LB_3	BD_1	BD_2	BD_3	$BHTA_1$	CP Bar/PSI	Kg	BBD
63	8	1	1	6	392.41020-63 08 065B	63.0	8.0	65.0	2.0	39.0	65.0	24.0	28.0	63.0	45°	20	1.02	1
						2.480	*.315*	*2.559*	*.079*	*1.535*	*2.559*	*.945*	*1.102*	*2.480*		*290*		
	10	1	1	6	392.41020-63 10 065B	63.0	10.0	65.0	2.0	39.0	65.0	31.0	35.0	63.0	45°	20	1.02	1
						2.480	*.394*	*2.559*	*.079*	*1.535*	*2.559*	*1.220*	*1.378*	*2.480*		*290*		
	12	1	1	6	392.41020-63 12 080B	63.0	12.0	80.0	2.0	54.0	80.0	38.0	42.0	63.0	45°	20	1.24	1
						2.480	*.472*	*3.150*	*.079*	*2.126*	*3.150*	*1.496*	*1.654*	*2.480*		*290*		
	16	1	1	6	392.41020-63 16 080B	63.0	16.0	80.0	2.0	54.0	80.0	44.0	48.0	63.0	45°	20	1.50	1
						2.480	*.630*	*3.150*	*.079*	*2.126*	*3.150*	*1.732*	*1.890*	*2.480*		*290*		
	20	1	1	6	392.41020-63 20 080B	63.0	20.0	80.0	4.0	54.0	80.0	44.0	52.0	63.0	45°	20	1.50	1
						2.480	*.787*	*3.150*	*.157*	*2.126*	*3.150*	*1.732*	*2.047*	*2.480*		*290*		
	25	1	1	3	392.41020-63 25 110B	63.0	25.0	110.0	5.0	110.0		55.0	65.0		45°	20	2.86	1
						2.480	*.984*	*4.331*	*.197*	*4.331*		*2.165*	*2.559*			*290*		
	32	1	1	3	392.41020-63 32 110B	63.0	32.0	110.0	5.0	110.0		62.0	72.0		45°	20	2.87	1
						2.480	*1.260*	*4.331*	*.197*	*4.331*		*2.441*	*2.835*			*290*		
100	12	1	1	6	392.41020-100 12 080A	100.0	12.0	80.0	5.0	51.0	80.0	32.0	42.0	100.0	45°	20	2.81	1
						3.937	*.472*	*3.150*	*.197*	*2.008*	*3.150*	*1.260*	*1.654*	*3.937*		*290*		
	16	1	1	6	392.41020-100 16 100A	100.0	16.0	100.0	5.0	71.0	100.0	32.0	42.0	100.0	45°	20	3.00	1
						3.937	*.630*	*3.937*	*.197*	*2.795*	*3.937*	*1.260*	*1.654*	*3.937*		*290*		
	20	1	1	6	392.41020-100 20 100A	100.0	20.0	100.0	5.0	71.0	100.0	42.0	52.0	100.0	45°	20	4.40	1
						3.937	*.787*	*3.937*	*.197*	*2.795*	*3.937*	*1.654*	*2.047*	*3.937*		*290*		
	25	1	1	6	392.41020-100 25 100A	100.0	25.0	100.0	8.0	71.0	100.0	49.0	65.0	100.0	45°	20	4.40	1
						3.937	*.984*	*3.937*	*.315*	*2.795*	*3.937*	*1.929*	*2.559*	*3.937*		*290*		
	32	1	1	6	392.41020-100 32 100A	100.0	32.0	100.0	8.0	71.0	100.0	56.0	72.0	100.0	45°	20	4.00	1
						3.937	*1.260*	*3.937*	*.315*	*2.795*	*3.937*	*2.205*	*2.835*	*3.937*		*290*		
	40	1	1	6	392.41020-100 40 120A	100.0	40.0	120.0	8.0	91.0	120.0	74.0	90.0	100.0	45°	20	14.20	1
						3.937	*1.575*	*4.724*	*.315*	*3.583*	*4.724*	*2.913*	*3.543*	*3.937*		*290*		

P10

ISO 13399 Q1

CNSC CXSC Q35

HSK a Weldon, adaptador

Adaptador del lado de la máquina HSK A/C

Adaptador del lado de la pieza ANSI B94.19



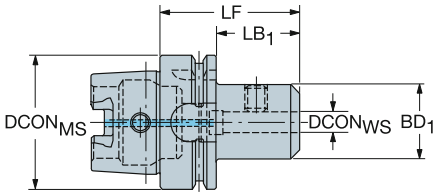

Agujero en pulgadas

					Dimensiones, mm, pulg.												CP Bar/PSI	Kg	
CZC_{MS}	CZC_{WS}	CNSC	CXSC	**Código de pedido**	$DCON_{MS}$	$DCON_{WS}$	LF	LB_1	LB_2	LB_3	LB_4	BD_1	BD_2	BD_3	BD_4	$BHTA_1$			BBD
63	3/4	1	1	**A392.41020-63 19 080B**	63.0	19.1	80.0	7.5	54.0	80.0		35.8	44.5	63.0		30°	20	3.10	1
					2.480	*.750*	*3.150*	*.295*	*2.126*	*3.150*		*1.409*	*1.752*	*2.480*			*290*		
	1	1	1	**A392.41020-63 25 105B**	63.0	25.4	105.0	7.5	79.0	105.0		48.4	57.1	63.0		30°	20	3.10	1
					2.480	*1.000*	*4.134*	*.295*	*3.110*	*4.134*		*1.906*	*2.248*	*2.480*			*290*		
	1 1/4	1	1	**A392.41020-63 31 105B**	63.0	31.8	105.0	7.5	105.0			54.3	63.0			30°	20	3.10	1
					2.480	*1.250*	*4.134*	*.295*	*4.134*			*2.138*	*2.480*				*290*		
100	3/4	1	1	**A392.41020-100 19 090A**	100.0	19.1	90.0	7.5	53.3	61.0	90.0	35.8	44.5	44.5	100.0	30°	20	5.00	1
					3.937	*.750*	*3.543*	*.295*	*2.098*	*2.402*	*3.543*	*1.409*	*1.752*	*1.752*	*3.937*		*290*		
	1	1	1	**A392.41020-100 25 100A**	100.0	25.4	100.0	7.5	66.3	71.0	100.0	48.4	57.1	57.1	100.0	30°	20	5.02	1
					3.937	*1.000*	*3.937*	*.295*	*2.610*	*2.795*	*3.937*	*1.906*	*2.248*	*2.248*	*3.937*		*290*		
	1 1/4	1	1	**A392.41020-100 31 100A**	100.0	31.8	100.0	7.5	71.0	100.0		54.3	63.0	100.0		30°	20	5.03	1
					3.937	*1.250*	*3.937*	*.295*	*2.795*	*3.937*		*2.138*	*2.480*	*3.937*			*290*		
	1 1/2	1	1	**A392.41020-100 38 110A**	100.0	38.1	110.0	7.5	81.0	110.0		61.3	70.0	100.0		30°	20	5.07	1
					3.937	*1.500*	*4.331*	*.295*	*3.189*	*4.331*		*2.413*	*2.756*	*3.937*			*290*		
	2	1	1	**A392.41020-100 50 130A**	100.0	50.8	130.0	7.5	101.0	130.0		84.8	93.5	100.0		30°	20	5.08	1
					3.937	*2.000*	*5.118*	*.295*	*3.976*	*5.118*		*3.339*	*3.681*	*3.937*			*290*		

P10 Q1 Q35

HSK a adaptador ISO 9766

Adaptador del lado de la máquina HSK A/C

DSGN 1

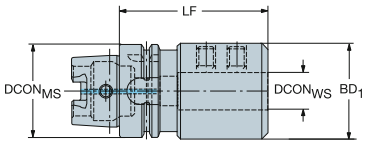

2

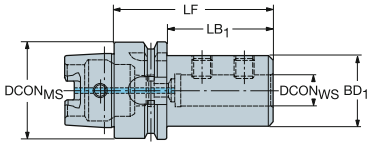

Agujero métrico

						Dimensiones, mm, pulg.							CP Bar/PSI	Kg
CZC_{MS}	CZC_{WS}	CNSC	CXSC	DSGN	Código de pedido	$DCON_{MS}$	$DCON_{WS}$	LF	LB_1	LB_2	BD_1	BD_2		
63	16	1	1	2	392.41027-63 16 080B	63.0	16.0	80.0	54.0	80.0	36.0	63.0	20	1.24
						2.480	*.630*	*3.150*	*2.126*	*3.150*	*1.417*	*2.480*	*290*	
	20	1	1	2	392.41027-63 20 080B	63.0	20.0	80.0	54.0	80.0	40.0	63.0	20	1.24
						2.480	*.787*	*3.150*	*2.126*	*3.150*	*1.575*	*2.480*	*290*	
	25	1	1	2	392.41027-63 25 090B	63.0	25.0	90.0	64.0	90.0	45.0	63.0	20	1.24
						2.480	*.984*	*3.543*	*2.520*	*3.543*	*1.772*	*2.480*	*290*	
	32	1	1	2	392.41027-63 32 090B	63.0	32.0	90.0	64.0	90.0	52.0	63.0	20	1.50
						2.480	*1.260*	*3.543*	*2.520*	*3.543*	*2.047*	*2.480*	*290*	
	40	1	1	1	392.41027-63 40 110	63.0	40.0	110.0	110.0		65.0		20	2.30
						2.480	*1.575*	*4.331*	*4.331*		*2.559*		*290*	
100	16	1	1	2	392.41027-100 16 090A	100.0	16.0	90.0	61.0	90.0	36.0	100.0	20	2.86
						3.937	*.630*	*3.543*	*2.402*	*3.543*	*1.417*	*3.937*	*290*	
	20	1	1	2	392.41027-100 20 090A	100.0	20.0	90.0	61.0	90.0	40.0	100.0	20	2.86
						3.937	*.787*	*3.543*	*2.402*	*3.543*	*1.575*	*3.937*	*290*	
	25	1	1	2	392.41027-100 25 100A	100.0	25.0	100.0	71.0	100.0	45.0	100.0	20	2.83
						3.937	*.984*	*3.937*	*2.795*	*3.937*	*1.772*	*3.937*	*290*	
	32	1	1	2	392.41027-100 32 100A	100.0	32.0	100.0	71.0	100.0	52.0	100.0	20	2.84
						3.937	*1.260*	*3.937*	*2.795*	*3.937*	*2.047*	*3.937*	*290*	
	40	1	1	2	392.41027-100 40 110A	100.0	40.0	110.0	81.0	110.0	65.0	100.0	20	4.40
						3.937	*1.575*	*4.331*	*3.189*	*4.331*	*2.559*	*3.937*	*290*	
	50	1	1	2	392.41027-100 50 120	100.0	50.0	120.0	91.0	120.0	75.0	100.0	20	4.42
						3.937	*1.969*	*4.724*	*3.583*	*4.724*	*2.953*	*3.937*	*290*	

P10

ISO 13399 Q1

CNSC CXSC Q35

HSK a ISO 9766, adaptador ajustable

Adaptador del lado de la máquina HSK A/C

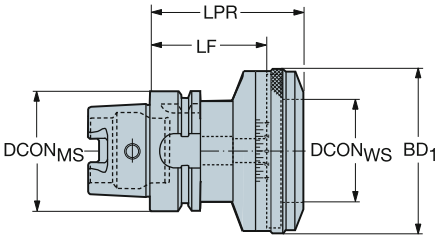

CZC_{MS}	CZC_{WS}	CNSC	CXSC	Código de pedido	Dimensiones, mm, pulg. $DCON_{MS}$	$DCON_{WS}$	LF	LB_1	BD_1	CP Bar/PSI	Kg
63	1	1	1	**392.410277-63 01 060B**	63.0	78.0	60.0	84.6	86.0	20	2.08
					2.480	*3.071*	*2.362*	*3.331*	*3.386*	*290*	
100	2	1	1	**392.410277-100 02 065A**	100.0	98.0	65.0	89.6	106.0	20	4.42
					3.937	*3.858*	*2.559*	*3.528*	*4.173*	*290*	
	3	1	1	**392.410277-100 03 085A**	100.0	136.0	85.0	95.0	140.0	20	14.31
					3.937	*5.354*	*3.346*	*3.740*	*5.512*	*290*	

P41

P10

ISO 13399 Q1

CNSC CXSC Q35

HSK a CoroChuck™ 930

Diseño de mecanizado pesado

Adaptador del lado de la máquina HSK A/C

DSGN 3

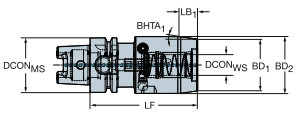

DSGN 6

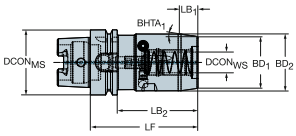

Agujero métrico

CZC_{MS}	CZC_{WS}	CNSC	CXSC	DSGN	Código de pedido	Dimensiones, mm, pulg. $DCON_{MS}$	$DCON_{WS}$	LF	LB_1	LB_2	LB_3	BD_1	BD_2	BD_3	$BHTA_1$	CP Bar/PSI	Kg	BBD	RPMX
63	20	1	1	6	930-HA06-HD-20-104	63.0	20.0	104.0	17.8	78.0	104.0	50.0	55.0	62.9	8°	80	1.89	1	20000
						2.480	*.787*	*4.094*	*.701*	*3.071*	*4.094*	*1.969*	*2.165*	*2.476*		*1160*			
	25	1	1	3	930-HA06-HD-25-110	63.0	25.0	110.0	18.8	110.0		57.0	65.0		12°	80	2.38	1	20000
						2.480	*.984*	*4.331*	*.740*	*4.331*		*2.244*	*2.559*			*1160*			
	32	1	1	3	930-HA06-HD-32-112	63.0	32.0	112.0	18.8	112.0		68.0	76.0		12°	80	2.93	1	20000
						2.480	*1.260*	*4.409*	*.740*	*4.409*		*2.677*	*2.992*			*1160*			
100	20	1	1	6	930-HA10-HD-20-100	100.0	20.0	100.0	17.8	71.0	100.0	50.0	55.0	99.9	8°	80	3.13	1	10000
						3.937	*.787*	*3.937*	*.701*	*2.795*	*3.937*	*1.969*	*2.165*	*3.933*		*1160*			
	25	1	1	6	930-HA10-HD-25-106	100.0	25.0	106.0	18.8	77.0	106.0	57.0	65.0	99.9	12°	80	3.69	1	10000
						3.937	*.984*	*4.173*	*.740*	*3.032*	*4.173*	*2.244*	*2.559*	*3.933*		*1160*			
	32	1	1	6	930-HA10-HD-32-110	100.0	32.0	110.0	18.8	81.0	110.0	68.0	76.0	99.9	12°	80	4.40	1	10000
						3.937	*1.260*	*4.331*	*.740*	*3.189*	*4.331*	*2.677*	*2.992*	*3.933*		*1160*			

Diseño delgado

Adaptador del lado de la máquina HSK A/C

DSGN 10

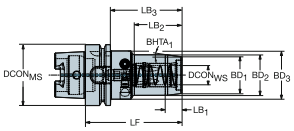

Agujero métrico

CZC_{MS}	CZC_{WS}	CNSC	CXSC	DSGN	Código de pedido	Dimensiones, mm, pulg. $DCON_{MS}$	$DCON_{WS}$	LF	LB_1	LB_2	LB_3	LB_4	BD_1	BD_2	BD_3	BD_4	$BHTA_1$	CP Bar/PSI	Kg	BBD	RPMX
63	12	1	1	10	930-HA06-S-12-090	63.0	12.0	90.0	11.3	38.2	64.0	90.0	28.0	32.0	50.0	63.0	10°	80	1.17	1	20000
						2.480	*.472*	*3.543*	*.445*	*1.504*	*2.520*	*3.543*	*1.102*	*1.260*	*1.969*	*2.480*		*1160*			
	20	1	1	10	930-HA06-S-20-100	63.0	20.0	100.0	16.0	49.2	74.0	100.0	38.0	42.0	50.0	63.0	7°	80	1.36	1	20000
						2.480	*.787*	*3.937*	*.630*	*1.937*	*2.913*	*3.937*	*1.496*	*1.654*	*1.969*	*2.480*		*1160*			
100	12	1	1	10	930-HA10-S-12-095	100.0	12.0	95.0	11.3	38.2	66.0	95.0	28.0	32.0	50.0	100.0	10°	80	2.54	1	10000
						3.937	*.472*	*3.740*	*.445*	*1.504*	*2.598*	*3.740*	*1.102*	*1.260*	*1.969*	*3.937*		*1160*			
	20	1	1	10	930-HA10-S-20-100	100.0	20.0	100.0	16.0	49.2	71.0	100.0	38.0	42.0	50.0	100.0	7°	80	2.66	1	10000
						3.937	*.787*	*3.937*	*.630*	*1.937*	*2.795*	*3.937*	*1.496*	*1.654*	*1.969*	*3.937*		*1160*			

P14 P10 Tailor Made Q5 ISO 13399 Q1 CNSC CXSC Q35 C3 - D C Q32

HSK a CoroChuck™ 930

Diseño tipo lápiz

Adaptador del lado de la máquina HSK A/C

DSGN 11

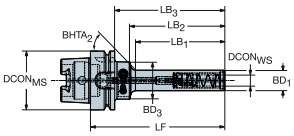

11

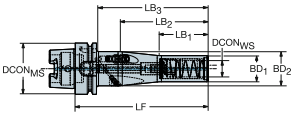

22

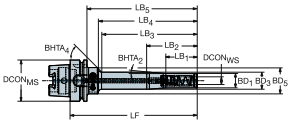

Agujero métrico

CZC$_{MS}$	CZC$_{WS}$	CNSC	CXSC	DSGN	Código de pedido	Dimensiones, mm, pulg. DCON$_{MS}$	DCON$_{WS}$	LF	LB$_1$	LB$_2$	LB$_3$	LB$_4$	BD$_1$	BD$_2$	BD$_3$	BD$_4$	BHTA$_2$	CP Bar/PSI	Kg	BBD	RPMX
63	6	1	1	11	930-HA06-P-06-094	63.0	6.0	94.0	45.8	52.1	68.0	94.0	14.5	14.5	40.0	63.0	62°	80	0.84	1	20000
						2.480	*.236*	*3.701*	*1.803*	*2.051*	*2.677*	*3.701*	*.571*	*.571*	*1.575*	*2.480*		*1160*			
	12	1	1	11	930-HA06-P-12-109	63.0	12.0	109.0	60.8	66.4	83.0	109.0	22.0	22.0	40.0	63.0	55°	80	0.94	1	20000
						2.480	*.472*	*4.291*	*2.394*	*2.614*	*3.268*	*4.291*	*.866*	*.866*	*1.575*	*2.480*		*1160*			
	12	1	1	11	930-HA06-P-12-144	63.0	12.0	144.0	95.8	101.4	118.0	144.0	22.0	22.0	40.0	63.0	55°	80	1.04	1	20000
						2.480	*.472*	*5.669*	*3.772*	*3.992*	*4.646*	*5.669*	*.866*	*.866*	*1.575*	*2.480*		*1160*			
	12	1	1	22	930-HA06-P-12-194	63.0	12.0	194.0	50.0	75.0	145.8	168.0	22.0	22.0	26.0	40.0	4°	80	1.29	1	20000
						2.480	*.472*	*7.638*	*1.969*	*2.953*	*5.740*	*6.614*	*.866*	*.866*	*1.024*	*1.575*		*1160*			
	20	1	1	11	930-HA06-P-20-163	63.0	20.0	163.0	60.0	108.0	137.0	163.0	32.0	32.0	42.0	63.0	6°	80	1.55	1	20000
						2.480	*.787*	*6.417*	*2.362*	*4.252*	*5.394*	*6.417*	*1.260*	*1.260*	*1.654*	*2.480*		*1160*			
100	12	1	1	11	930-HA10-P-12-115	100.0	12.0	115.0	60.8	66.4	86.0	115.0	22.0	22.0	40.0	100.0	55°	80	2.30	1	10000
						3.937	*.472*	*4.528*	*2.394*	*2.614*	*3.386*	*4.528*	*.866*	*.866*	*1.575*	*3.937*		*1160*			
	12	1	1	11	930-HA10-P-12-150	100.0	12.0	150.0	95.8	101.4	121.0	150.0	22.0	22.0	40.0	100.0	55°	80	2.41	1	10000
						3.937	*.472*	*5.906*	*3.772*	*3.992*	*4.764*	*5.906*	*.866*	*.866*	*1.575*	*3.937*		*1160*			
	12	1	1	22	930-HA10-P-12-200	100.0	12.0	200.0	50.0	75.0	145.8	171.0	22.0	22.0	26.0	40.0	4°	80	2.66	1	10000
						3.937	*.472*	*7.874*	*1.969*	*2.953*	*5.740*	*6.732*	*.866*	*.866*	*1.024*	*1.575*		*1160*			
	20	1	1	11	930-HA10-P-20-170	100.0	20.0	170.0	60.0	108.0	141.0	170.0	32.0	32.0	42.0	100.0	6°	80	2.93	1	10000
						3.937	*.787*	*6.693*	*2.362*	*4.252*	*5.551*	*6.693*	*1.260*	*1.260*	*1.654*	*3.937*		*1160*			

P14 P10 Q1 Q35 Q32

HSK a mango cilíndrico con adaptador portapinzas de ajuste por contracción térmica iLock

Suministro de refrigerante interior y exterior

Adaptador del lado de la máquina HSK A/C



DSGN 6

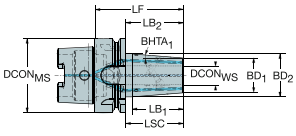

8

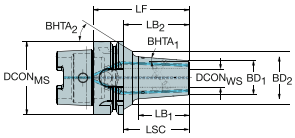

Agujero métrico

CZC_{MS}	CZC_{WS}	CNSC	CXSC	DSGN	Código de pedido	Dimensiones, mm, pulg. $DCON_{MS}$	$DCON_{WS}$	LF	LB_1	LB_2	LB_3	BD_1	BD_2	BD_3	$BHTA_1$	$BHTA_2$	CP Bar/PSI	Kg	BBD	RPMX
63	12	1	9	8	392.41019Y-6312070	63.0	12.0	70.0	38.5	44.0	70.0	26.5	32.6	63.0	4°	47°	80	0.86	1	20000
						2.480	*.472*	*2.756*	*1.516*	*1.732*	*2.756*	*1.043*	*1.283*	*2.480*			*1160*			
	16	1	9	8	392.41019Y-6316075	63.0	16.0	75.0	43.5	49.0	75.0	29.5	36.3	63.0	4°	47°	80	0.92	1	20000
						2.480	*.630*	*2.953*	*1.713*	*1.929*	*2.953*	*1.161*	*1.429*	*2.480*			*1160*			
	20	1	9	8	392.41019Y-6320075	63.0	20.0	75.0	45.3	49.0	75.0	35.5	42.6	63.0	4°	47°	80	1.00	1	20000
						2.480	*.787*	*2.953*	*1.783*	*1.929*	*2.953*	*1.398*	*1.677*	*2.480*			*1160*			
	25	1		6	392.41019Y-6325085	63.0	25.0	85.0	38.1	59.0	85.0	45.0	51.0	63.0	4°	0°	80	1.29	1	20000
						2.480	*.984*	*3.346*	*1.500*	*2.323*	*3.346*	*1.772*	*2.008*	*2.480*			*1160*			
100	12	1	9	8	392.41019Y-10012095	100.0	12.0	95.0	55.1	66.0	95.0	27.0	35.7	100.0	4°	60°	80	2.37	1	10000
						3.937	*.472*	*3.740*	*2.169*	*2.598*	*3.740*	*1.063*	*1.406*	*3.937*			*1160*			
	16	1	9	8	392.41019Y-10016100	100.0	16.0	100.0	64.8	71.0	100.0	33.0	43.2	100.0	4°	55°	80	2.42	1	10000
						3.937	*.630*	*3.937*	*2.551*	*2.795*	*3.937*	*1.299*	*1.701*	*3.937*			*1160*			
	20	1	9	8	392.41019Y-10020105	100.0	20.0	105.0	65.1	76.0	105.0	44.0	54.3	100.0	4°	55°	80	2.62	1	10000
						3.937	*.787*	*4.134*	*2.563*	*2.992*	*4.134*	*1.732*	*2.138*	*3.937*			*1160*			
	25	1	9	8	392.41019Y-10025115	100.0	25.0	115.0	64.8	86.0	115.0	44.0	54.2	100.0	4°	36°	80	3.14	1	10000
						3.937	*.984*	*4.528*	*2.551*	*3.386*	*4.528*	*1.732*	*2.134*	*3.937*			*1160*			

P10 Q1 Q35 Q33

HSK a portapinzas ER

Adaptador del lado de la máquina HSK A/C

Adaptador del lado de la pieza DIN 6499-B

DSGN

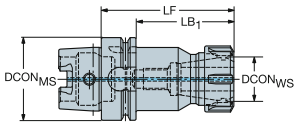

1

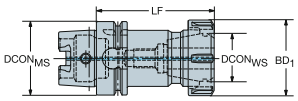

2

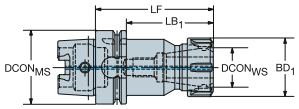

CZC$_{MS}$	CZC$_{WS}$	CNSC	CXSC	DSGN	Código de pedido	Dimensiones, mm, pulg. DCON$_{MS}$	DCON$_{WS}$	LF	LB$_1$	LB$_2$	BD$_1$	BD$_2$	CP Bar/PSI	Kg	BBD
40	ER25	1	1	1	392.41014-4025062	40.0	26.0	62.0	62.0		42.0		80	0.38	1
						1.575	*1.024*	*2.441*	*2.441*		*1.654*		*1160*		
50	ER32	1	1	1	392.41014-5032072	50.0	33.0	72.0	72.0		50.0		80	0.70	1
						1.969	*1.299*	*2.835*	*2.835*		*1.969*		*1160*		
63	ER25	1	1	2	392.41014-63 25 100	63.0	26.0	100.0	74.0	100.0	42.0	63.0	80	1.24	1
						2.480	*1.024*	*3.937*	*2.913*	*3.937*	*1.654*	*2.480*	*1160*		
	ER32	1	1	2	392.41014-63 32 100B	63.0	33.0	100.0	74.0	100.0	50.0	63.0	80	1.24	1
						2.480	*1.299*	*3.937*	*2.913*	*3.937*	*1.969*	*2.480*	*1160*		
	ER40	1	1	1	392.41014-63 40 120B	63.0	41.0	120.0	120.0		63.0		80	2.07	1
						2.480	*1.614*	*4.724*	*4.724*		*2.480*		*1160*		
100	ER32	1	1		392.41014-100 32 100A	100.0	33.0	100.0	71.0	100.0	50.0	100.0	80	2.83	1
						3.937	*1.299*	*3.937*	*2.795*	*3.937*	*1.969*	*3.937*	*1160*		
	ER40	1	1		392.41014-100 40 120A	100.0	41.0	120.0	91.0	120.0	63.0	100.0	80	4.40	1
						3.937	*1.614*	*4.724*	*3.583*	*4.724*	*2.480*	*3.937*	*1160*		
	ER50	1	1		392.41014-100 50 130A	100.0	52.0	130.0	101.0	130.0	78.0	100.0	80	4.40	1
						3.937	*2.047*	*5.118*	*3.976*	*5.118*	*3.071*	*3.937*	*1160*		

P23 P10 Q1 Q35

HSK a CoroChuck™ 970

Adaptador del lado de la máquina HSK A/C

Adaptador del lado de la pieza DIN 6499-B



DSGN 1

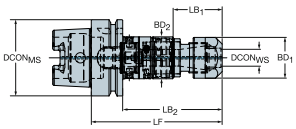

2

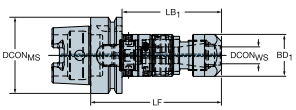

5

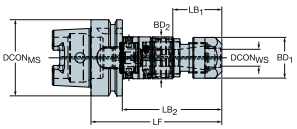

							Dimensiones, mm, pulg.												
CZC_{MS}	CZC_{WS}	TRMAX	CNSC	CXSC	DSGN	**Código de pedido**	$DCON_{MS}$	$DCON_{WS}$	LF	LB_1	LB_2	LB_3	BD_1	BD_2	BD_3	CP Bar/PSI	Kg	RPMX
63	ER20	M12	1	1	5	**970-HA06-20-108**	63.0	20.8	108.1	40.3	82.2	108.1	33.7	34.6	63.0	80	1.06	8000
							2.480	*.819*	*4.256*	*1.587*	*3.236*	*4.256*	*1.327*	*1.362*	*2.480*	*1160*		
	ER25	M20	1	1	5	**970-HA06-25-128**	63.0	25.8	127.5	42.1	101.5	127.5	42.0	44.0	63.0	80	1.46	8000
							2.480	*1.016*	*5.020*	*1.657*	*3.996*	*5.020*	*1.654*	*1.732*	*2.480*	*1160*		
	ER40	M30	1	1	1	**970-HA06-40-160**	63.0	41.0	160.0	159.9			59.0			80	2.80	8000
							2.480	*1.614*	*6.299*	*6.295*			*2.323*			*1160*		
100	ER20	M12	1	1	5	**970-HA10-20-115**	100.0	20.8	114.6	40.3	85.7	114.6	33.7	34.6	100.0	80	2.44	8000
							3.937	*.819*	*4.512*	*1.587*	*3.374*	*4.512*	*1.327*	*1.362*	*3.937*	*1160*		
	ER25	M20	1	1	5	**970-HA10-25-134**	100.0	25.8	134.0	42.1	105.0	134.0	42.0	44.0	100.0	80	2.83	8000
							3.937	*1.016*	*5.276*	*1.657*	*4.134*	*5.276*	*1.654*	*1.732*	*3.937*	*1160*		
	ER40	M30	1	1	2	**970-HA10-40-164**	100.0	40.8	163.4	134.4	163.4		63.0	100.0		80	4.20	8000
							3.937	*1.606*	*6.433*	*5.291*	*6.433*		*2.480*	*3.937*		*1160*		

P28

P31

P10

ISO 13399 Q1

CNSC CXSC Q35

C3 - D C Q33

Pieza en bruto con acoplamiento HSK

Adaptador del lado de la máquina HSK A/C

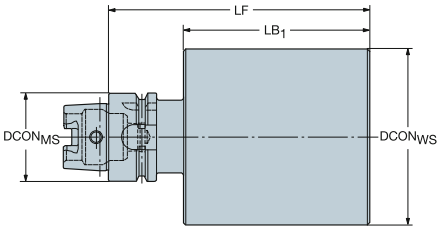

CZC_{MS}	**Código de pedido**	Dimensiones, mm, pulg. DCON	BD_1	LB_1	Kg
63	**392.41050-63 130 150A**	63	130.0	108	14.5
		2.480	*5.118*	*4.252*	
	392.41050-63 64 250A	63	64.0	208	14.5
		2.480	*2.520*	*8.189*	
100	**392.41050-100 145 200A**	100	145.0	155	67.0
		3.937	*5.709*	*6.102*	
	392.41050-100104250A	100	104.0	205	14.4
		3.937	*4.094*	*8.071*	

Nota: estas piezas en bruto HSK están equipadas con una rosca en el interior del acoplamiento HSK que posibilita la conexión de un tubo de refrigerante.

Si se precisa un endurecimiento local, se sugiere un endurecimiento por inducción.

ISO 13399

Q1

BIG-PLUS ISO a Coromant Capto® , adaptador

Adaptador del lado de la máquina compatible con ISO 7388-1 y DIN 69871-ADB

DSGN 2 2

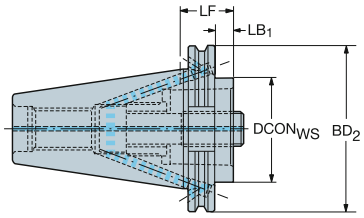

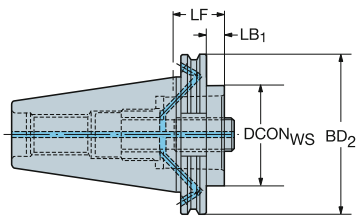

						Dimensiones, mm, pulg.								
CZC_{MS}	CZC_{WS}	CNSC	CXSC	DSGN	Código de pedido	$DCON_{WS}$	LF	LB_1	LB_2	BD_1	BD_2	CP Bar/PSI	Kg	BBD
40	C3	7	1	2	C3-390B.540-40 030	32.0	30.0	10.9	30.0	32.0	63.5	80	0.85	1
						1.260	*1.181*	*.429*	*1.181*	*1.260*	*2.500*	*1160*		
	C4	7	1	2	C4-390B.540-40 040	40.0	40.0	20.9	40.0	40.0	63.5	80	0.93	1
						1.575	*1.575*	*.823*	*1.575*	*1.575*	*2.500*	*1160*		
	C5	7	1	2	C5-390B.540-40 050	50.0	50.0	30.9	50.0	50.0	63.5	80	1.10	1
						1.969	*1.969*	*1.217*	*1.969*	*1.969*	*2.500*	*1160*		
	C6	7	1	2	C6-390B.540-40 085	63.0	85.0	30.9	50.0	63.0	63.5	80	1.82	1
						2.480	*3.346*	*1.217*	*1.969*	*2.480*	*2.500*	*1160*		
50	C3	7	1	2	C3-390.540-50 030A	32.0	30.0	10.9	30.0	32.0	97.5	80	2.60	0
						1.260	*1.181*	*.429*	*1.181*	*1.260*	*3.839*	*1160*		
	C3	7	1	2	C3-390.540-50 060	32.0	60.0	40.9	60.0	32.0	97.5	80	2.78	0
						1.260	*2.362*	*1.610*	*2.362*	*1.260*	*3.839*	*1160*		
	C4	7	1	2	C4-390.540-50 030A	40.0	30.0	10.9	30.0	40.0	97.5	80	2.60	0
						1.575	*1.181*	*.429*	*1.181*	*1.575*	*3.839*	*1160*		
	C4	7	1	2	C4-390.540-50 060	40.0	60.0	40.9	60.0	40.0	97.5	80	2.88	0
						1.575	*2.362*	*1.610*	*2.362*	*1.575*	*3.839*	*1160*		
	C5	7	1	2	C5-390.540-50 030A	50.0	30.0	10.9	30.0	50.0	97.5	80	2.60	0
						1.969	*1.181*	*.429*	*1.181*	*1.969*	*3.839*	*1160*		
	C5	7	1	2	C5-390.540-50 070	50.0	70.0	50.9	70.0	50.0	97.5	80	3.15	0
						1.969	*2.756*	*2.004*	*2.756*	*1.969*	*3.839*	*1160*		
	C6	7	1	2	C6-390.540-50 050A	63.0	50.0	30.9	50.0	63.0	97.5	80	2.40	0
						2.480	*1.969*	*1.217*	*1.969*	*2.480*	*3.839*	*1160*		
	C6	7	1	2	C6-390.540-50 100	63.0	100.0	80.9	100.0	63.0	97.5	80	4.08	0
						2.480	*3.937*	*3.185*	*3.937*	*2.480*	*3.839*	*1160*		
	C8	7	1	2	C8-390.540-50 070A	80.0	70.0	50.9	70.0	80.0	97.5	80	3.40	0
						3.150	*2.756*	*2.004*	*2.756*	*3.150*	*3.839*	*1160*		
	C8	7	1	2	C8-390.540-50 120	80.0	120.0	100.9	120.0	80.0	97.5	80	5.62	0
						3.150	*4.724*	*3.972*	*4.724*	*3.150*	*3.839*	*1160*		
	C10	7	1	1	C10-390.540-50 140	100.0	140.0	140.0		100.0		80	7.63	0
						3.937	*5.512*	*5.512*		*3.937*		*1160*		

SISTEMA BIG-PLUS® , con licencia de BIG Daishowa

P1 P11 Q1 Q35

BIG-PLUS ISO a adaptador en eje

Refrigerante a través del eje

Adaptador del lado de la máquina compatible con ISO 7388-1 y DIN 69871-ADB

DSGN 1

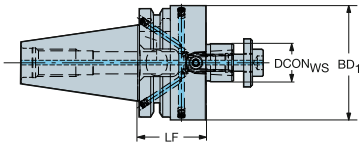

2

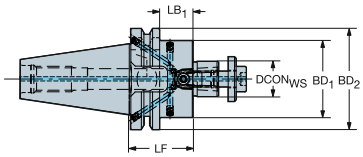

Guía métrica

CZC$_{MS}$	CZC$_{WS}$	CNSC	CXSC	DSGN	Código de pedido	Dimensiones, mm, pulg. DBC	DCON$_{WS}$	LF	LB$_1$	LB$_2$	BD$_1$	BD$_2$	CP Bar/PSI	Kg	BBD
40	16	7	4	2	392.54005C4016045		16.0	45.0	25.9	45.0	32.0	63.5	80	1.00	1
							.630	*1.772*	*1.020*	*1.772*	*1.260*	*2.500*	*1160*		
	22	7	4	2	392.54005C4022040		22.0	40.0	20.9	40.0	48.0	63.5	80	1.00	1
							.866	*1.575*	*.823*	*1.575*	*1.890*	*2.500*	*1160*		
	27	7	4	2	392.54005C4027050		27.0	50.0	30.9	50.0	60.0	63.5	80	1.47	1
							1.063	*1.969*	*1.217*	*1.969*	*2.362*	*2.500*	*1160*		
	32	7	4	1	392.54005C4032055		32.0	55.0	55.0		78.0		80	1.94	1
							1.260	*2.165*	*2.165*		*3.071*		*1160*		
	40S	7	4	1	392.54005C4040055M	66.7	40.0	55.0	55.0		87.0		80	2.26	1
						2.626	*1.575*	*2.165*	*2.165*		*3.425*		*1160*		

SISTEMA BIG-PLUS® , con licencia de BIG Daishowa

P11

ISO 13399 Q1

CNSC CXSC Q35

BIG-PLUS ISO a Weldon/ISO 9766, adaptador

Adaptador del lado de la máquina compatible con ISO 7388-1 y DIN 69871-ADB

DSGN 1

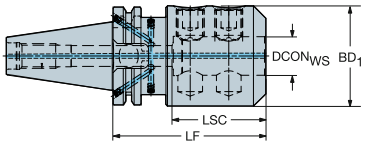

2

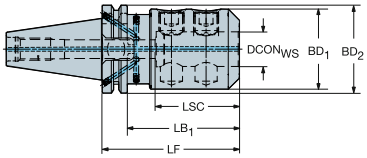

Agujero métrico

CZC$_{MS}$	CZC$_{WS}$	CNSC	CXSC	DSGN	Código de pedido	Dimensiones, mm, pulg. DCON$_{WS}$	LF	LB$_1$	LB$_2$	BD$_1$	BD$_2$	CP Bar/PSI	Kg	BBD
40	16	7	1	2	392.54023-4016060	16.0	60.0	40.9	60.0	48.0	63.5	20	1.28	1
						.630	*2.362*	*1.610*	*2.362*	*1.890*	*2.500*	*290*		
	20	7	1	2	392.54023-4020070	20.0	70.0	50.9	70.0	52.0	63.5	20	1.46	0
						.787	*2.756*	*2.004*	*2.756*	*2.047*	*2.500*	*290*		
	25	7	1	1	392.54023-4025100	25.0	100.0	100.0		65.0		20	2.38	1
						.984	*3.937*	*3.937*		*2.559*		*290*		
	32	7	1	1	392.54023-4032105	32.0	105.0	105.0		72.0		20	2.73	1
						1.260	*4.134*	*4.134*		*2.835*		*290*		
	40	7	1	1	392.54023-4040115	40.0	115.0	115.0		90.0		20	4.14	1
						1.575	*4.528*	*4.528*		*3.543*		*290*		

SISTEMA BIG-PLUS® , con licencia de BIG Daishowa

P11

ISO 13399 Q1

CNSC CXSC Q35

BIG-PLUS ISO a CoroChuck™ 930

Diseño de mecanizado pesado

Adaptador del lado de la máquina compatible con ISO 7388-1 y DIN 69871-ADB

DSGN 1

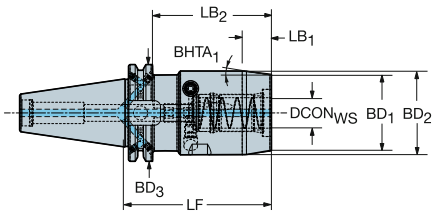

Agujero métrico

CZC$_{MS}$	CZC$_{WS}$	CNSC	CXSC	DSGN	Código de pedido	Dimensiones, mm, pulg. DCON$_{WS}$	LF	LB$_1$	LB$_2$	BD$_1$	BD$_2$	CP Bar/PSI	Kg	BBD	RPMX
40	20	7	1	2	930-IB40-HD-20-097	20.0	97.0	77.9	97.0	55.0	63.5	80	2.08	1	18000
						.787	*3.819*	*3.067*	*3.819*	*2.165*	*2.500*	*1160*			
	25	7	1	1	930-IB40-HD-25-103	25.0	103.0	103.0		65.0		80	2.58	1	18000
						.984	*4.055*	*4.055*		*2.559*		*1160*			
50	20	7	1	2	930-IB50-HD-20-083	20.0	83.0	63.9	83.0	55.0	97.5	80	3.73	1	12000
						.787	*3.268*	*2.516*	*3.268*	*2.165*	*3.839*	*1160*			
	25	7	1	2	930-IB50-HD-25-087	25.0	87.0	67.9	87.0	65.0	97.5	80	4.18	1	12000
						.984	*3.425*	*2.673*	*3.425*	*2.559*	*3.839*	*1160*			
	32	7	1	2	930-IB50-HD-32-077	32.0	77.0	57.9	77.0	76.0	97.5	80	4.33	1	12000
						1.260	*3.032*	*2.280*	*3.032*	*2.992*	*3.839*	*1160*			

Diseño delgado

Adaptador del lado de la máquina compatible con ISO 7388-1 y DIN 69871-ADB

DSGN 5

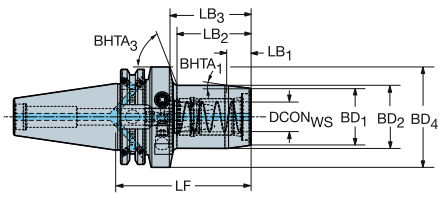

Agujero métrico

CZC$_{MS}$	CZC$_{WS}$	CNSC	CXSC	DSGN	Código de pedido	Dimensiones, mm, pulg. DCON$_{WS}$	LF	LB$_1$	LB$_2$	LB$_3$	BD$_1$	BD$_2$	BD$_3$	CP Bar/PSI	Kg	BBD	RPMX
40	12	7	1	5	930-IB40-S-12-080	12.0	80.0	40.0	60.9	80.0	32.0	50.0	63.5	80	1.33	1	18000
						.472	*3.150*	*1.575*	*2.398*	*3.150*	*1.260*	*1.969*	*2.500*	*1160*			
	20	7	1	5	930-IB40-S-20-090	20.0	90.0	51.0	70.9	90.0	42.0	50.0	63.5	80	1.53	1	18000
						.787	*3.543*	*2.008*	*2.791*	*3.543*	*1.654*	*1.969*	*2.500*	*1160*			
50	20	7	1	5	930-IB50-S-20-089	20.0	89.0	51.0	69.9	89.0	42.0	50.0	97.5	80	3.37	1	12000
						.787	*3.504*	*2.008*	*2.752*	*3.504*	*1.654*	*1.969*	*3.839*	*1160*			

SISTEMA BIG-PLUS® con licencia de BIG Daishowa

P14 P11 P43 Q5 Q1 Q35 Q32

SANDVIK Coromant

BIG-PLUS ISO a CoroChuck™ 930

Diseño tipo lápiz

Adaptador del lado de la máquina compatible con ISO 7388-1 y DIN 69871-ADB

DSGN 11

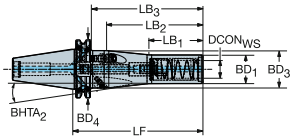

17

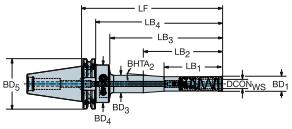

5

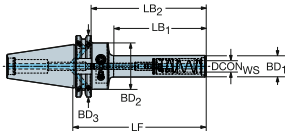

Agujero métrico

CZC_{MS}	CZC_{WS}	CNSC	CXSC	DSGN	Código de pedido	Dimensiones, mm, pulg. $DCON_{WS}$	LF	LB_1	LB_2	LB_3	LB_4	BD_1	BD_2	BD_3	BD_4	$BHTA_2$	CP Bar/PSI	Kg	BBD	RPMX
40	12	7	1	5	**930-IB40-P-12-103**	12.0	103.0	65.0	83.9	103.0		22.0	40.0	63.5		0°	80	1.16	1	18000
						.472	*4.055*	*2.559*	*3.303*	*4.055*		*.866*	*1.575*	*2.500*			*1160*			
	12	7	1	5	**930-IB40-P-12-138**	12.0	138.0	100.0	118.9	138.0		22.0	40.0	63.5		0°	80	1.26	1	18000
						.472	*5.433*	*3.937*	*4.681*	*5.433*		*.866*	*1.575*	*2.500*			*1160*			
	12	7	1	17	**930-IB40-P-12-188**	12.0	188.0	50.0	75.0	150.0	168.9	22.0	22.0	26.0	40.0	4°	80	1.51	1	18000
						.472	*7.402*	*1.969*	*2.953*	*5.906*	*6.650*	*.866*	*.866*	*1.024*	*1.575*		*1160*			
	20	7	1	11	**930-IB40-P-20-145**	20.0	145.0	60.0	108.0	125.9	145.0	32.0	32.0	42.0	63.5	5°	80	1.65	1	18000
						.787	*5.709*	*2.362*	*4.252*	*4.957*	*5.709*	*1.260*	*1.260*	*1.654*	*2.500*		*1160*			

SISTEMA BIG-PLUS® con licencia de BIG Daishowa

P14 P11 P43 Q1 Q35 Q32

BIG-PLUS ISO a portapinzas ER

Adaptador del lado de la máquina compatible con ISO 7388-1 y DIN 69871-ADB

Adaptador del lado de la pieza DIN 6499-B

DSGN 2

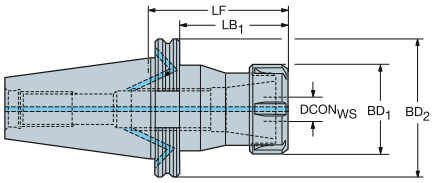

CZC$_{MS}$	CZC$_{WS}$	CNSC	CXSC	DSGN	Código de pedido	Dimensiones, mm, pulg. DCON$_{WS}$	LF	LB$_1$	LB$_2$	BD$_1$	BD$_2$	CP Bar/PSI	Kg
40	ER25	7	1	2	392.54014-4025070	26.0	70.0	30.9	70.0	42.0	63.5	80	1.00
						1.024	*2.756*	*1.217*	*2.756*	*1.654*	*2.500*	*1160*	
	ER40	7	1	2	392.54014-4040075	41.0	75.0	55.9	75.0	63.0	63.5	80	1.42
						1.614	*2.953*	*2.201*	*2.953*	*2.480*	*2.500*	*1160*	

SISTEMA BIG-PLUS® con licencia de BIG Daishowa

P23

P11

ISO 13399 Q1

CNSC CXSC Q35

BIG-PLUS MAS-BT a Coromant Capto® , adaptador

Adaptador del lado de la máquina compatible con MAS-BT 403 y JIS B 6339

DSGN 1

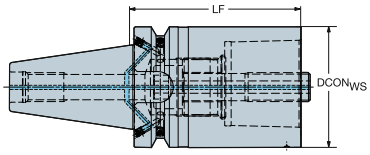

2

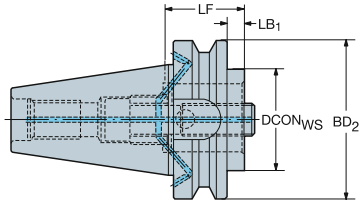

CZC$_{MS}$	CZC$_{WS}$	CNSC	CXSC	DSGN	Código de pedido	Dimensiones, mm, pulg. DCON$_{WS}$	LF	LB$_1$	LB$_2$	BD$_1$	BD$_2$	CP Bar/PSI	Kg	BBD
30	C3	1	1	2	C3-390.555-30 040	32.0	40.0	18.0	40.0	32.0	46.0	80	0.45	1
						1.260	*1.575*	*.709*	*1.575*	*1.260*	*1.811*	*1160*		
	C4	1	1	2	C4-390.555-30 060	40.0	60.0	38.0	60.0	40.0	46.0	80	0.65	1
						1.575	*2.362*	*1.496*	*2.362*	*1.575*	*1.811*	*1160*		
	C5	1	1	1	C5-390.555-30 080	50.0	80.0	80.0		50.0		80	1.05	1
						1.969	*3.150*	*3.150*		*1.969*		*1160*		
40	C3	7	1	2	C3-390B.555-40 030	32.0	30.0	3.0	30.0	32.0	63.0	80	0.95	1
						1.260	*1.181*	*.118*	*1.181*	*1.260*	*2.480*	*1160*		
	C4	7	1	2	C4-390B.555-40 040	40.0	40.0	13.0	40.0	40.0	63.0	80	1.00	1
						1.575	*1.575*	*.512*	*1.575*	*1.575*	*2.480*	*1160*		
	C5	7	1	2	C5-390B.555-40 050	50.0	50.0	23.0	50.0	50.0	63.0	80	1.12	1
						1.969	*1.969*	*.906*	*1.969*	*1.969*	*2.480*	*1160*		
	C6	7	1	1	C6-390B.555-40 075	63.0	75.0	75.0		63.0		80	1.72	1
						2.480	*2.953*	*2.953*		*2.480*		*1160*		
50	C3	7	1	2	C3-390B.558-50 040	32.0	40.0	2.0	40.0	32.0	100.0	80	3.60	1
						1.260	*1.575*	*.079*	*1.575*	*1.260*	*3.937*	*1160*		
	C3	7	1	2	C3-390B.558-50 070	32.0	70.0	32.0	70.0	32.0	100.0	80	3.71	1
						1.260	*2.756*	*1.260*	*2.756*	*1.260*	*3.937*	*1160*		
	C4	7	1	2	C4-390B.558-50 040	40.0	40.0	2.0	40.0	40.0	100.0	80	3.60	1
						1.575	*1.575*	*.079*	*1.575*	*1.575*	*3.937*	*1160*		
	C4	7	1	2	C4-390B.558-50 070	40.0	70.0	32.0	70.0	40.0	100.0	80	3.80	1
						1.575	*2.756*	*1.260*	*2.756*	*1.575*	*3.937*	*1160*		
	C5	7	1	2	C5-390B.558-50 040	50.0	40.0	2.0	40.0	50.0	100.0	80	3.50	1
						1.969	*1.575*	*.079*	*1.575*	*1.969*	*3.937*	*1160*		
	C5	7	1	2	C5-390B.558-50 080	50.0	80.0	42.0	80.0	50.0	100.0	80	4.00	1
						1.969	*3.150*	*1.654*	*3.150*	*1.969*	*3.937*	*1160*		
	C6	7	1	2	C6-390B.558-50 050	63.0	50.0	12.0	50.0	63.0	100.0	80	3.55	1
						2.480	*1.969*	*.472*	*1.969*	*2.480*	*3.937*	*1160*		
	C6	7	1	2	C6-390B.558-50 100	63.0	100.0	62.0	100.0	63.0	100.0	80	4.63	1
						2.480	*3.937*	*2.441*	*3.937*	*2.480*	*3.937*	*1160*		
	C8	7	1	2	C8-390B.558-50 070	80.0	70.0	32.0	70.0	80.0	100.0	80	4.10	1
						3.150	*2.756*	*1.260*	*2.756*	*3.150*	*3.937*	*1160*		
	C8	7	1	2	C8-390B.558-50 120	80.0	120.0	82.0	120.0	80.0	100.0	80	5.91	1
						3.150	*4.724*	*3.228*	*4.724*	*3.150*	*3.937*	*1160*		
	C10	7	1	1	C10-390B.558-50 140	100.0	140.0	140.0		100.0		80	7.63	0
						3.937	*5.512*	*5.512*		*3.937*		*1160*		

SISTEMA BIG-PLUS® , con licencia de BIG Daishowa

P43

P11

ISO 13399 Q1

CNSC CXSC Q35

BIG-PLUS MAS-BT a Coromant Capto® , adaptador

Polígono rotado 90° para una mayor precisión del control de la punta de la herramienta

Diseñado para las series de máquinas -e de Mazak™ y Mori Seiki NT™

DSGN 2

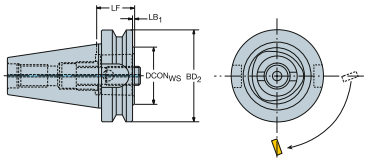

CZC_{MS}	CZC_{WS}	CNSC	CXSC	DSGN	Código de pedido	Dimensiones, mm, pulg. $DCON_{WS}$	LF	LB_1	LB_2	BD_1	BD_2	CP Bar/PSI	Kg	BBD
40	C5	1	1	2	**C5-390.562-40 050**	50.0	50.0	23.0	50.0	50.0	63.0	80	1.30	1
						1.969	*1.969*	*.906*	*1.969*	*1.969*	*2.480*	*1160*		
50	C6	1	1	2	**C6-390.562-50 050**	63.0	50.0	12.0	50.0	63.0	100.0	80	3.40	0
						2.480	*1.969*	*.472*	*1.969*	*2.480*	*3.937*	*1160*		
	C8	1	1	2	**C8-390.562-50 070**	80.0	70.0	32.0	70.0	80.0	100.0	80	3.40	0
						3.150	*2.756*	*1.260*	*2.756*	*3.150*	*3.937*	*1160*		

SISTEMA BIG-PLUS® , con licencia de BIG Daishowa

P43 P11 Q1 Q35

BIG-PLUS MAS-BT a adaptador de eje

Refrigerante a través del eje

Adaptador del lado de la máquina compatible con MAS-BT 403 y JIS B 6339

DSGN 1

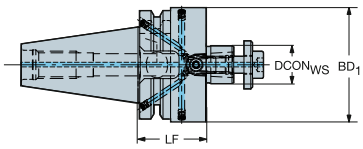

2

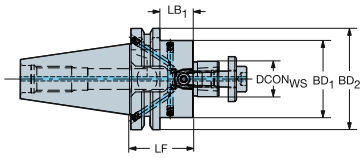

Guía métrica

CZC$_{MS}$	CZC$_{WS}$	CNSC	CXSC	DSGN	Código de pedido	Dimensiones, mm, pulg. DBC	DCON$_{WS}$	LF	LB$_1$	LB$_2$	BD$_1$	BD$_2$	CP Bar/PSI	Kg	BBD
30	16	1	4	2	392.55505C3016040		16.0	40.0	18.0	40.0	32.0	46.0	80	0.52	1
							.630	*1.575*	*.709*	*1.575*	*1.260*	*1.811*	*1160*		
	22	1	4	1	392.55505C3022040		22.0	40.0	40.0		48.0		80	0.70	1
							.866	*1.575*	*1.575*		*1.890*		*1160*		
	27	1	4	1	392.55505C3027040		27.0	40.0	40.0		60.0		80	0.86	1
							1.063	*1.575*	*1.575*		*2.362*		*1160*		
	32	1	4	1	392.55505C3032045		32.0	45.0	45.0		78.0		80	1.33	1
							1.260	*1.772*	*1.772*		*3.071*		*1160*		
40	16	7	4	2	392.55505C4016050		16.0	50.0	23.0	50.0	32.0	63.0	80	1.12	1
							.630	*1.969*	*.906*	*1.969*	*1.260*	*2.480*	*1160*		
	22	7	4	2	392.55505C4022045		22.0	45.0	18.0	45.0	48.0	63.0	80	1.27	1
							.866	*1.772*	*.709*	*1.772*	*1.890*	*2.480*	*1160*		
	27	7	4	2	392.55505C4027045		27.0	45.0	18.0	45.0	60.0	63.0	80	1.45	1
							1.063	*1.772*	*.709*	*1.772*	*2.362*	*2.480*	*1160*		
	32	7	4	1	392.55505C4032050		32.0	50.0	50.0		78.0		80	1.94	1
							1.260	*1.969*	*1.969*		*3.071*		*1160*		
	40S	7	4	1	392.55505C4040055M	66.7	40.0	55.0	55.0		87.0		80	2.47	1
						2.626	*1.575*	*2.165*	*2.165*		*3.425*		*1160*		
50	22	7	4	2	392.55805C5022055		22.0	55.0	17.0	55.0	48.0	100.0	80	3.80	1
							.866	*2.165*	*.669*	*2.165*	*1.890*	*3.937*	*1160*		
	27	7	4	2	392.55805C5027055		27.0	55.0	17.0	55.0	48.0	100.0	80	4.00	1
							1.063	*2.165*	*.669*	*2.165*	*1.890*	*3.937*	*1160*		
	32	7	4	2	392.55805C5032055		32.0	55.0	17.0	55.0	48.0	100.0	80	4.50	1
							1.260	*2.165*	*.669*	*2.165*	*1.890*	*3.937*	*1160*		
	40S	7	4	2	392.55805C5040055	66.7	40.0	55.0	17.0	55.0	87.0	100.0	80	4.61	1
						2.626	*1.575*	*2.165*	*.669*	*2.165*	*3.425*	*3.937*	*1160*		

SISTEMA BIG-PLUS® , con licencia de BIG Daishowa

P11

ISO 13399 Q1

CNSC CXSC Q35

BIG-PLUS® MAS-BT a adaptador VL

Refrigerante a través del eje

Adaptador del lado de la máquina compatible con MAS-BT 403 y JIS B 6339



DSGN 2

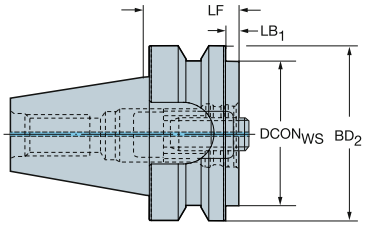

Guía métrica

CZC$_{MS}$	CZC$_{WS}$	CNSC	CXSC	DSGN	Código de pedido	Dimensiones, mm, pulg. DCON$_{WS}$	LF	LB$_1$	LB$_2$	BD$_1$	BD$_2$	CP Bar/PSI	Kg
50	80	1	1	2	**390.558-50 80 040**	80.0	27.0	2.0	40.0	80.0	100.0	80	4.30
						3.150	*1.063*	*.079*	*1.575*	*3.150*	*3.937*	*1160*	

SISTEMA BIG-PLUS® , con licencia de BIG Daishowa

P42

P11

ISO 13399 Q1

CNSC CXSC Q35

BIG-PLUS MAS-BT a Weldon/ISO 9766, adaptador

Adaptador del lado de la máquina compatible con MAS-BT 403 y JIS B 6339

DSGN 1

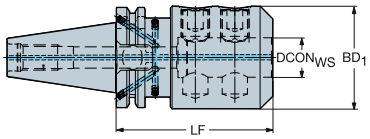

2

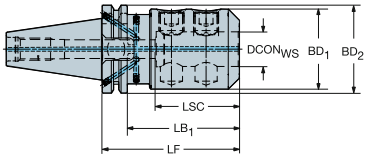

Agujero métrico

CZC$_{MS}$	CZC$_{WS}$	CNSC	CXSC	DSGN	Código de pedido	Dimensiones, mm, pulg. DCON$_{WS}$	LF	LB$_1$	LB$_2$	BD$_1$	BD$_2$	CP Bar/PSI	Kg	BBD
30	16	1	1	1	392.55523-3016060	16.0	60.0	60.0		48.0		20	0.81	1
						.630	*2.362*	*2.362*		*1.890*		*290*		
	20	1	1	1	392.55523-3020065	20.0	65.0	65.0		52.0		20	0.92	1
						.787	*2.559*	*2.559*		*2.047*		*290*		
	25	1	1	1	392.55523-3025090	25.0	90.0	90.0		65.0		20	1.77	1
						.984	*3.543*	*3.543*		*2.559*		*290*		
	32	1	1	1	392.55523-3032095	32.0	95.0	95.0		72.0		20	2.13	1
						1.260	*3.740*	*3.740*		*2.835*		*290*		
40	16	7	1	2	392.55523-4016065	16.0	65.0	38.0	65.0	48.0	63.0	20	1.40	1
						.630	*2.559*	*1.496*	*2.559*	*1.890*	*2.480*	*290*		
	20	7	1	2	392.55523-4020065	20.0	65.0	38.0	65.0	52.0	63.0	20	1.46	1
						.787	*2.559*	*1.496*	*2.559*	*2.047*	*2.480*	*290*		
	25	7	1	1	392.55523-4025090	25.0	90.0	90.0		65.0		20	2.29	1
						.984	*3.543*	*3.543*		*2.559*		*290*		
	32	7	1	1	392.55523-4032100	32.0	100.0	100.0		72.0		20	2.77	1
						1.260	*3.937*	*3.937*		*2.835*		*290*		
	40	7	1	1	392.55523-4040110	40.0	110.0	110.0		90.0		20	4.20	1
						1.575	*4.331*	*4.331*		*3.543*		*290*		
50	25	7	1	2	392.55823-5025100	25.0	100.0	62.0	100.0	65.0	100.0	20	4.81	1
						.984	*3.937*	*2.441*	*3.937*	*2.559*	*3.937*	*290*		
	32	7	1	2	392.55823-5032105	32.0	105.0	67.0	105.0	72.0	100.0	20	5.15	1
						1.260	*4.134*	*2.638*	*4.134*	*2.835*	*3.937*	*290*		
	40	7	1	2	392.55823-5040115	40.0	115.0	77.0	115.0	90.0	100.0	20	6.51	1
						1.575	*4.528*	*3.032*	*4.528*	*3.543*	*3.937*	*290*		
	50	7	1	1	392.55823-5050130	50.0	130.0	100.0		100.0		20	7.70	1
						1.969	*5.118*	*3.937*		*3.937*		*290*		

SISTEMA BIG-PLUS® , con licencia de BIG Daishowa

P11 Q1 Q35

BIG-PLUS MAS-BT a CoroChuck™ 930

Diseño de mecanizado pesado

Adaptador del lado de la máquina compatible con MAS-BT 403 y JIS B 6339

DSGN 1

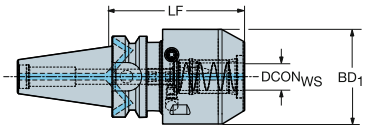

2

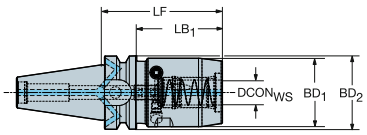

Agujero métrico

CZC$_{MS}$	CZC$_{WS}$	CNSC	CXSC	DSGN	Código de pedido	Dimensiones, mm, pulg. DCON$_{WS}$	LF	LB$_1$	LB$_2$	BD$_1$	BD$_2$	CP Bar/PSI	Kg	BBD	RPMX
40	20	7	1	2	930-BB40-HD-20-088	20.0	88.0	61.0	88.0	55.0	63.0	80	1.98	1	18000
						.787	*3.465*	*2.402*	*3.465*	*2.165*	*2.480*	*1160*			
	25	7	1	1	930-BB40-HD-25-094	25.0	94.0	94.0		65.0		80	2.46	1	18000
						.984	*3.701*	*3.701*		*2.559*		*1160*			
50	20	7	1	2	930-BB50-HD-20-102	20.0	102.0	64.0	102.0	55.0	100.0	80	4.77	1	12000
						.787	*4.016*	*2.520*	*4.016*	*2.165*	*3.937*	*1160*			
	25	7	1	2	930-BB50-HD-25-106	25.0	106.0	68.0	106.0	65.0	100.0	80	5.22	1	12000
						.984	*4.173*	*2.677*	*4.173*	*2.559*	*3.937*	*1160*			
	32	7	1	2	930-BB50-HD-32-096	32.0	96.0	58.0	96.0	76.0	100.0	80	5.36	1	12000
						1.260	*3.780*	*2.283*	*3.780*	*2.992*	*3.937*	*1160*			

Diseño delgado

DSGN 2

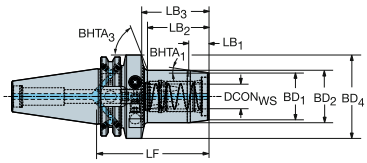

5

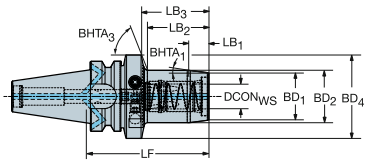

Agujero métrico

CZC$_{MS}$	CZC$_{WS}$	CNSC	CXSC	DSGN	Código de pedido	Dimensiones, mm, pulg. DCON$_{WS}$	LF	LB$_1$	LB$_2$	LB$_3$	BD$_1$	BD$_2$	BD$_3$	CP Bar/PSI	Kg	BBD	RPMX
30	12	1	1	5	930-BB30-S-12-085A	12.0	85.0	40.0	63.0	85.0	32.0	40.0	46.0	80	0.90	1	25000
						.472	*3.346*	*1.575*	*2.480*	*3.346*	*1.260*	*1.575*	*1.811*	*1160*			
	20	1	1	2	930-BB30-S-20-094A	20.0	94.0	72.0	94.0		42.0	46.0		80	1.08	1	25000
						.787	*3.701*	*2.835*	*3.701*		*1.654*	*1.811*		*1160*			
40	12	7	1	5	930-BB40-S-12-085	12.0	85.0	40.0	58.0	85.0	32.0	50.0	63.0	80	1.45	1	18000
						.472	*3.346*	*1.575*	*2.283*	*3.346*	*1.260*	*1.969*	*2.480*	*1160*			
	20	7	1	2	930-BB40-S-20-094	20.0	94.0	51.0	67.0	94.0	42.0	50.0	63.0	80	1.63	1	18000
						.787	*3.701*	*2.008*	*2.638*	*3.701*	*1.654*	*1.969*	*2.480*	*1160*			
50	20	7	1	5	930-BB50-S-20-108	20.0	108.0	49.0	70.0	108.0	42.0	50.0	100.0	80	4.40	1	12000
						.787	*4.252*	*1.929*	*2.756*	*4.252*	*1.654*	*1.969*	*3.937*	*1160*			

SISTEMA BIG-PLUS® con licencia de BIG Daishowa

P14 P11 P43 Q5 Q1 Q35 Q32

BIG-PLUS MAS-BT a CoroChuck™ 930

Diseño tipo lápiz

Adaptador del lado de la máquina compatible con MAS-BT 403 y JIS B 6339

DSGN 11

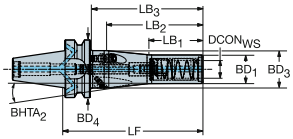

17

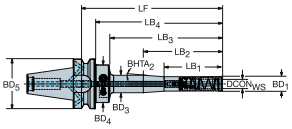

5

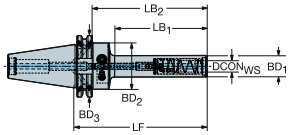

Agujero métrico

CZC_{MS}	CZC_{WS}	CNSC	CXSC	DSGN	Código de pedido	Dimensiones, mm, pulg. $DCON_{WS}$	LF	LB_1	LB_2	LB_3	LB_4	BD_1	BD_2	BD_3	BD_4	$BHTA_2$	CP Bar/PSI	Kg	BBD	RPMX
30	6	1	1	5	**930-BB30-P-06-088**	6.0	88.0	50.0	66.0	88.0		14.5	40.0	46.0		0°	80	0.58	1	25000
						.236	*3.465*	*1.969*	*2.598*	*3.465*		*.571*	*1.575*	*1.811*			*1160*			
	12	1	1	5	**930-BB30-P-12-103**	12.0	103.0	65.0	81.0	103.0		22.0	40.0	46.0		0°	80	0.68	1	25000
						.472	*4.055*	*2.559*	*3.189*	*4.055*		*.866*	*1.575*	*1.811*			*1160*			
	12	1	1	5	**930-BB30-P-12-138**	12.0	138.0	100.0	116.0	138.0		22.0	40.0	46.0		0°	80	0.78	1	25000
						.472	*5.433*	*3.937*	*4.567*	*5.433*		*.866*	*1.575*	*1.811*			*1160*			
	12	1	1	17	**930-BB30-P-12-188**	12.0	188.0	50.0	75.0	150.0	166.0	22.0	22.0	26.0	40.0	4°	80	1.03	1	25000
						.472	*7.402*	*1.969*	*2.953*	*5.906*	*6.535*	*.866*	*.866*	*1.024*	*1.575*		*1160*			
40	12	7	1	5	**930-BB40-P-12-110**	12.0	110.0	65.0	83.0	110.0		22.0	40.0	63.0		0°	80	1.31	1	18000
						.472	*4.331*	*2.559*	*3.268*	*4.331*		*.866*	*1.575*	*2.480*			*1160*			
	12	7	1	5	**930-BB40-P-12-145**	12.0	145.0	100.0	118.0	145.0		22.0	40.0	63.0		0°	80	1.41	1	18000
						.472	*5.709*	*3.937*	*4.646*	*5.709*		*.866*	*1.575*	*2.480*			*1160*			
	12	7	1	17	**930-BB40-P-12-195**	12.0	195.0	50.0	75.0	150.0	168.0	22.0	22.0	26.0	40.0	4°	80	1.66	1	18000
						.472	*7.677*	*1.969*	*2.953*	*5.906*	*6.614*	*.866*	*.866*	*1.024*	*1.575*		*1160*			
	20	7	1	11	**930-BB40-P-20-153**	20.0	153.0	60.0	108.0	126.0	153.0	32.0	32.0	42.0	63.0	5°	80	1.81	1	18000
						.787	*6.024*	*2.362*	*4.252*	*4.961*	*6.024*	*1.260*	*1.260*	*1.654*	*2.480*		*1160*			

SISTEMA BIG-PLUS® con licencia de BIG Daishowa

P14 P11 P43 ISO 13399 Q1 CNSC CXSC Q35 C3 - D C Q32

BIG-PLUS MAS-BT a portapinzas ER

Adaptador del lado de la máquina compatible con MAS-BT 403 y JIS B 6339

Adaptador del lado de la pieza DIN 6499-B

DSGN 1

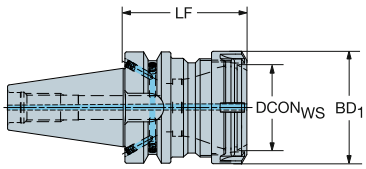

2

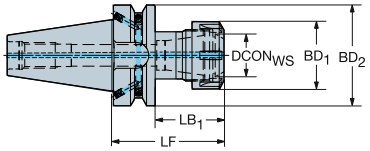

CZC$_{MS}$	CZC$_{WS}$	CNSC	CXSC	DSGN	Código de pedido	Dimensiones, mm, pulg. DCON$_{WS}$	LF	LB$_1$	LB$_2$	BD$_1$	BD$_2$	CP Bar/PSI	Kg
30	ER11	1	1	2	392.55514-3011050	11.4	50.0	28.0	50.0	18.7	46.0	80	0.42
						.449	*1.969*	*1.102*	*1.969*	*.736*	*1.811*	*1160*	
	ER16	1	1	2	392.55514-3016050	17.0	50.0	28.0	50.0	28.0	46.0	80	0.44
						.669	*1.969*	*1.102*	*1.969*	*1.102*	*1.811*	*1160*	
	ER20	1	1	2	392.55514-3020052	21.0	52.0	30.0	52.0	33.7	46.0	80	0.47
						.827	*2.047*	*1.181*	*2.047*	*1.327*	*1.811*	*1160*	
	ER25	1	1	2	392.55514-3025060	26.0	60.0	38.0	60.0	42.0	46.0	80	0.58
						1.024	*2.362*	*1.496*	*2.362*	*1.654*	*1.811*	*1160*	
	ER32	1	1	1	392.55514-3032060	33.0	60.0	60.0		50.0		80	0.64
						1.299	*2.362*	*2.362*		*1.969*		*1160*	
40	ER25	7	1	2	392.55514-4025070	26.0	70.0	43.0	70.0	42.0	63.0	80	1.20
						1.024	*2.756*	*1.693*	*2.756*	*1.654*	*2.480*	*1160*	
	ER40	7	1	1	392.55514-4040070	41.0	70.0	70.0		63.0		80	1.38
						1.614	*2.756*	*2.756*		*2.480*		*1160*	

SISTEMA BIG-PLUS® con licencia de BIG Daishowa

P23 P11 Q1 Q35

BIG-PLUS CAT-V a Coromant Capto® , adaptador

Adaptador del lado de la máquina ASME B5.50-1985

DSGN 11

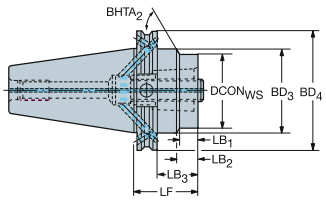

DSGN 2

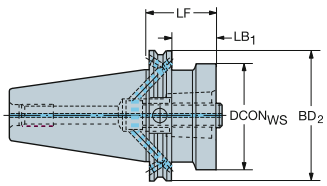

						Dimensiones, mm, pulg.											CP Bar/PSI	Kg	
CZC_{MS}	CZC_{WS}	CNSC	CXSC	DSGN	Código de pedido	$DCON_{WS}$	LF	LB_1	LB_2	LB_3	LB_4	BD_1	BD_2	BD_3	BD_4	$BHTA_2$			BBD
40	C3	7	1	11	C3-A390.545-40 040A	32.0	40.0	2.7	5.0	21.0	40.0	32.0	32.0	44.5	63.5	70°	80	0.90	1
						1.260	*1.575*	*.106*	*.197*	*.827*	*1.575*	*1.260*	*1.260*	*1.752*	*2.500*		*1160*		
	C4	7	1	11	C4-A390.545-40 040A	40.0	40.0	3.6	5.0	20.9	40.0	40.0	40.0	44.7	63.5	60°	80	2.00	1
						1.575	*1.575*	*.142*	*.197*	*.823*	*1.575*	*1.575*	*1.575*	*1.760*	*2.500*		*1160*		
	C5	7	1	2	C5-A390.545-40 050A	50.0	50.0	30.9	50.0			50.0	63.5			0°	80	1.00	1
						1.969	*1.969*	*1.217*	*1.969*			*1.969*	*2.500*				*1160*		
50	C3	7	1	11	C3-A390.545-50 040A	32.0	40.0	1.7	5.0	21.0	40.0	32.0	32.0	69.9	98.4	80°	80	3.10	0
						1.260	*1.575*	*.067*	*.197*	*.827*	*1.575*	*1.260*	*1.260*	*2.752*	*3.874*		*1160*		
	C3	7	1	11	C3-A390.545-50 070	32.0	70.0	30.0	35.0	51.0	70.0	32.0	32.0	69.9	98.4	75°	80	3.21	0
						1.260	*2.756*	*1.181*	*1.378*	*2.008*	*2.756*	*1.260*	*1.260*	*2.752*	*3.874*		*1160*		
	C4	7	1	11	C4-A390.545-50 040A	40.0	40.0	2.4	5.0	20.9	40.0	40.0	40.0	70.1	98.4	80°	80	3.20	0
						1.575	*1.575*	*.094*	*.197*	*.823*	*1.575*	*1.575*	*1.575*	*2.760*	*3.874*		*1160*		
	C4	7	1	11	C4-A390.545-50 070	40.0	70.0	31.0	35.0	50.9	70.0	40.0	40.0	70.1	98.4	75°	80	3.29	0
						1.575	*2.756*	*1.220*	*1.378*	*2.004*	*2.756*	*1.575*	*1.575*	*2.760*	*3.874*		*1160*		
	C5	7	1	11	C5-A390.545-50 040A	50.0	40.0	2.4	5.0	20.9	40.0	50.0	50.0	70.1	98.4	75°	80	3.00	0
						1.969	*1.575*	*.094*	*.197*	*.823*	*1.575*	*1.969*	*1.969*	*2.760*	*3.874*		*1160*		
	C5	7	1	11	C5-A390.545-50 080	50.0	80.0	42.3	45.0	60.9	80.0	50.0	50.0	70.1	98.4	75°	80	3.51	0
						1.969	*3.150*	*1.665*	*1.772*	*2.398*	*3.150*	*1.969*	*1.969*	*2.760*	*3.874*		*1160*		
	C6	7	1	11	C6-A390.545-50 040A	63.0	40.0	3.0	5.0	20.9	40.0	63.0	63.0	70.1	98.4	60°	80	2.90	0
						2.480	*1.575*	*.118*	*.197*	*.823*	*1.575*	*2.480*	*2.480*	*2.760*	*3.874*		*1160*		
	C6	7	1	11	C6-A390.545-50 090	63.0	90.0	53.0	55.0	70.9	90.0	63.0	63.0	70.1	98.4	60°	80	3.93	0
						2.480	*3.543*	*2.087*	*2.165*	*2.791*	*3.543*	*2.480*	*2.480*	*2.760*	*3.874*		*1160*		
	C8	7	1	2	C8-A390.545-50 100A	80.0	100.0	80.9	100.0			80.0	98.4			0°	80	4.70	0
						3.150	*3.937*	*3.185*	*3.937*			*3.150*	*3.874*				*1160*		
	C8	7	1	2	C8-A390.545-50 150	80.0	150.0	130.9	150.0			80.0	98.4			0°	80	6.51	0
						3.150	*5.906*	*5.154*	*5.906*			*3.150*	*3.874*				*1160*		

Adaptador del lado de la máquina ASME B5.50-2009

DSGN 1

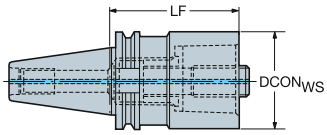

						Dimensiones, mm, pulg.				CP Bar/PSI	Kg
CZC_{MS}	CZC_{WS}	CNSC	CXSC	DSGN	Código de pedido	$DCON_{WS}$	LF	LB_1	BD_1		
50	C10	7	1	1	C10-A390.544-50 140	100.0	140.0	140.0	100.0	80	7.81
						3.937	*5.512*	*5.512*	*3.937*	*1160*	

P43 P11 Q1 Q35

BIG-PLUS CAT-V a Coromant Capto® , adaptador

Polígono rotado 90° para una mayor precisión del control de la punta de la herramienta

Adaptador del lado de la máquina compatible con ASME B5.50-1985

DSGN 11 2

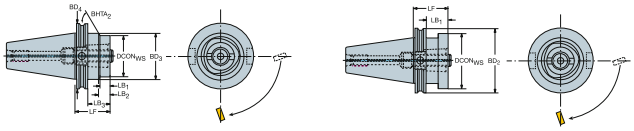

CZC_{MS}	CZC_{WS}	CNSC	CXSC	DSGN	Código de pedido	Dimensiones, mm, pulg. $DCON_{WS}$	LF	LB_1	LB_2	LB_3	LB_4	BD_1	BD_2	BD_3	BD_4	$BHTA_2$	CP Bar/PSI	Kg	BBD
40	C4	1	1	11	**C4-A390.546-40 040**	40.0	40.0	3.6	5.0	20.9	40.0	40.0	40.0	44.7	63.5	60°	80	2.30	1
						1.575	*1.575*	*.142*	*.197*	*.823*	*1.575*	*1.575*	*1.575*	*1.760*	*2.500*		*1160*		
	C5	1	1	2	**C5-A390.546-40 050**	50.0	50.0	30.9	50.0			50.0	63.5			0°	80	1.09	1
						1.969	*1.969*	*1.217*	*1.969*			*1.969*	*2.500*				*1160*		
50	C6	1	1	11	**C6-A390.546-50 050**	63.0	50.0	13.0	15.0	30.9	50.0	63.0	63.0	70.1	98.4	60°	80	3.22	0
						2.480	*1.969*	*.512*	*.591*	*1.217*	*1.969*	*2.480*	*2.480*	*2.760*	*3.874*		*1160*		
	C8	1	1	2	**C8-A390.546-50 070**	80.0	70.0	50.9	70.0			80.0	98.4			0°	80	3.36	0
						3.150	*2.756*	*2.004*	*2.756*			*3.150*	*3.874*				*1160*		

Polígono rotado 90° para una mayor precisión del control de la punta de la herramienta

Adaptador del lado de la máquina para versión de Mecanizado Pesado (HD) fuera del estándar ASME

DSGN 11

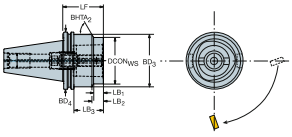

CZC_{MS}	CZC_{WS}	CNSC	CXSC	DSGN	Código de pedido	Dimensiones, mm, pulg. $DCON_{WS}$	LF	LB_1	LB_2	LB_3	LB_4	BD_1	BD_2	BD_3	BD_4	$BHTA_2$	CP Bar/PSI	Kg
50	C8	1	1	11	**C8-A390.547-50 070**	80.0	70.0	17.1	20.0	50.9	70.0	80.0	80.0	90.0	98.4	60°	80	3.36
						3.150	*2.756*	*.673*	*.787*	*2.004*	*2.756*	*3.150*	*3.150*	*3.543*	*3.874*		*1160*	

P43

P11

ISO 13399 Q1

CNSC CXSC Q35

BIG-PLUS CAT-V a adaptador de eje

Refrigerante a través del eje

Adaptador del lado de la máquina compatible con ASME B5.50-1985

DSGN 1

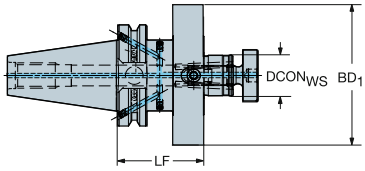

2

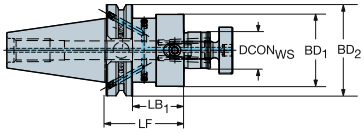

Guía en pulgadas

CZC$_{MS}$	CZC$_{WS}$	CNSC	CXSC	DSGN	Código de pedido	Dimensiones, mm, pulg. DBC	DCON$_{WS}$	LF	LB$_1$	LB$_2$	BD$_1$	BD$_2$	CP Bar/PSI	Kg	BBD
40	3/4	7	4	2	A392.54505C4019040		19.1	40.0	20.9	40.0	44.5	63.5	80	1.08	1
							.750	*1.575*	*.823*	*1.575*	*1.752*	*2.500*	*1160*		
	1	7	4	2	A392.54505C4025055		25.4	55.0	35.9	55.0	50.0	63.5	80	1.40	1
							1.000	*2.165*	*1.413*	*2.165*	*1.969*	*2.500*	*1160*		
	1 1/2	7	4	1	A392.54505C4038060M	66.7	38.1	60.0	60.0		87.0		80	2.37	1
						2.626	*1.500*	*2.362*	*2.362*		*3.425*		*1160*		

Adaptador del lado de la máquina compatible con ASME B5.50-2009

Pulgadas guía

CZC$_{MS}$	CZC$_{WS}$	CNSC	CXSC	DSGN	Código de pedido	Dimensiones, mm, pulg. DBC	DCON$_{WS}$	LF	LB$_1$	LB$_2$	BD$_1$	BD$_2$	CP Bar/PSI	Kg	BBD
50	3/4	7	4	2	A392.54505C5019040		19.1	40.0	20.9	40.0	43.0	98.4	80	2.83	1
							.750	*1.575*	*.823*	*1.575*	*1.693*	*3.874*	*1160*		
	1	7	4	2	A392.54505C5025050		25.4	50.0	30.9	50.0	50.0	98.4	80	2.96	1
							1.000	*1.969*	*1.217*	*1.969*	*1.969*	*3.874*	*1160*		
	1 1/2	7	4	2	A392.54505C5038060	66.7	38.1	60.0	40.9	60.0	87.0	98.4	80	4.15	1
						2.626	*1.500*	*2.362*	*1.610*	*2.362*	*3.425*	*3.874*	*1160*		

SISTEMA BIG-PLUS® , con licencia de BIG Daishowa

P12 Q1 Q35

BIG-PLUS CAT-V a Weldon/ISO 9766, adaptador

Adaptador del lado de la máquina compatible con ASME B5.50-1985

DSGN 1

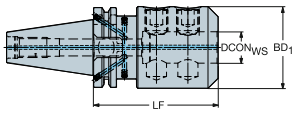

2

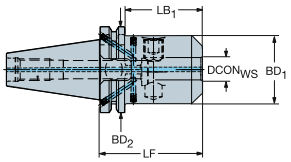

6

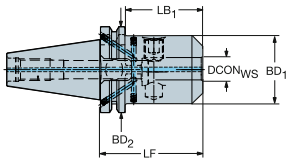

Agujero en pulgadas

CZC_{MS}	CZC_{WS}	CNSC	CXSC	DSGN	Código de pedido	Dimensiones, mm, pulg. $DCON_{WS}$	LF	LB_1	LB_2	BD_1	BD_2	CP Bar/PSI	Kg	BBD
40	3/4	7	1	6	A392.54523-4019065	19.1	65.0	45.9	65.0	44.5	63.5	20	1.08	1
						.750	*2.559*	*1.807*	*2.559*	*1.752*	*2.500*	*290*		
	1	7	1	6	A392.54523-4025100	25.4	100.0	80.9	100.0	57.1	63.5	20	2.00	1
						1.000	*3.937*	*3.185*	*3.937*	*2.248*	*2.500*	*290*		
	1 1/4	7	1	6	A392.54523-4031100	31.8	100.0	80.9	100.0	63.0	63.5	20	2.12	1
						1.250	*3.937*	*3.185*	*3.937*	*2.480*	*2.500*	*290*		

Adaptador del lado de la máquina compatible con ASME B5.50-2009

Agujero en pulgadas

CZC_{MS}	CZC_{WS}	CNSC	CXSC	DSGN	Código de pedido	Dimensiones, mm, pulg. $DCON_{WS}$	LF	LB_1	LB_2	BD_1	BD_2	CP Bar/PSI	Kg	BBD
40	5/8	7	1	2	A392.54523-4015060	15.9	60.0	40.9	60.0	41.0	63.5	20	1.28	1
						.625	*2.362*	*1.610*	*2.362*	*1.614*	*2.500*	*290*		
	1 1/2	7	1	1	A392.54523-4038105	38.1	105.0	105.0		70.0		20	2.54	1
						1.500	*4.134*	*4.134*		*2.756*		*290*		
50	1	7	1	2	A392.54523-5025085	25.4	85.0	65.9	85.0	57.1	98.4	20	3.57	1
						1.000	*3.346*	*2.594*	*3.346*	*2.248*	*3.874*	*290*		
	1 1/4	7	1	2	A392.54523-5031085	31.8	85.0	65.9	85.0	63.0	98.4	20	3.70	1
						1.250	*3.346*	*2.594*	*3.346*	*2.480*	*3.874*	*290*		
	1 1/2	7	1	2	A392.54523-5038090	38.1	90.0	70.9	90.0	70.0	98.4	20	4.00	1
						1.500	*3.543*	*2.791*	*3.543*	*2.756*	*3.874*	*290*		

SISTEMA BIG-PLUS® , con licencia de BIG Daishowa

P12 ISO 13399 Q1 CNSC CXSC Q35

BIG-PLUS CAT-V a CoroChuck™ 930

Diseño de mecanizado pesado

Adaptador del lado de la máquina compatible con ASME B5.50-2009

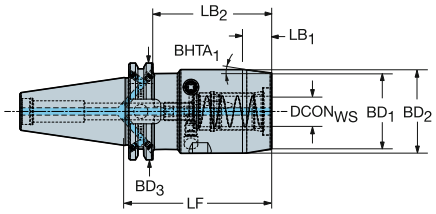

Agujero métrico

CZC$_{MS}$	CZC$_{WS}$	CNSC	CXSC	DSGN	Código de pedido	Dimensiones, mm, pulg. DCON$_{WS}$	LF	LB$_1$	LB$_2$	BD$_1$	BD$_2$	CP Bar/PSI	Kg	BBD	RPMX
40	20	7	1	2	930-VB40-HD-20-082	20.0	82.0	62.9	82.0	55.0	63.5	80	1.87	1	18000
						.787	*3.228*	*2.476*	*3.228*	*2.165*	*2.500*	*1160*			
	25	7	1	1	930-VB40-HD-25-101	25.0	101.0	101.0		65.0		80	2.64	1	18000
						.984	*3.976*	*3.976*		*2.559*		*1160*			
50	20	7	1	2	930-VB50-HD-20-083	20.0	83.0	63.9	83.0	55.0	98.4	80	3.73	1	12000
						.787	*3.268*	*2.516*	*3.268*	*2.165*	*3.874*	*1160*			
	25	7	1	2	930-VB50-HD-25-087	25.0	87.0	67.9	87.0	65.0	98.4	80	4.18	1	12000
						.984	*3.425*	*2.673*	*3.425*	*2.559*	*3.874*	*1160*			
	32	7	1	2	930-VB50-HD-32-077	32.0	77.0	57.9	77.0	76.0	98.4	80	4.32	1	12000
						1.260	*3.032*	*2.280*	*3.032*	*2.992*	*3.874*	*1160*			

Diseño delgado

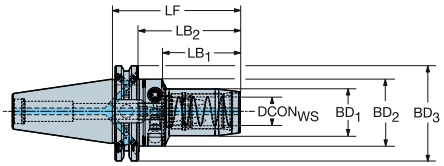

Agujero métrico

CZC$_{MS}$	CZC$_{WS}$	CNSC	CXSC	DSGN	Código de pedido	Dimensiones, mm, pulg. DCON$_{WS}$	LF	LB$_1$	LB$_2$	LB$_3$	BD$_1$	BD$_2$	BD$_3$	CP Bar/PSI	Kg	BBD	RPMX
40	12	7	1	5	930-VB40-S-12-080	12.0	80.0	40.0	60.9	80.0	32.0	50.0	63.5	80	1.34	1	18000
						.472	*3.150*	*1.575*	*2.398*	*3.150*	*1.260*	*1.969*	*2.500*	*1160*			
	20	7	1	5	930-VB40-S-20-090	20.0	90.0	51.0	80.9	90.0	42.0	50.0	63.5	80	1.54	1	18000
						.787	*3.543*	*2.008*	*3.185*	*3.543*	*1.654*	*1.969*	*2.500*	*1160*			
50	20	7	1	5	930-VB50-S-20-089	20.0	89.0	51.0	79.9	89.0	42.0	50.0	98.4	80	3.36	1	12000
						.787	*3.504*	*2.008*	*3.146*	*3.504*	*1.654*	*1.969*	*3.874*	*1160*			

SISTEMA BIG-PLUS® con licencia de BIG Daishowa

P14 P12 P43 Q5 Q1 Q35 Q32

BIG-PLUS CAT-V a CoroChuck™ 930

Diseño tipo lápiz

Adaptador del lado de la máquina compatible con ASME B5.50-2009

DSGN 11

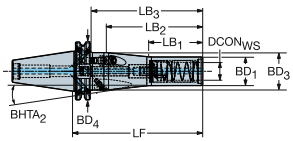

17

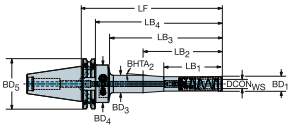

5

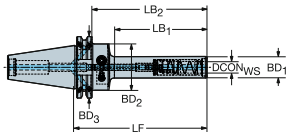

Agujero métrico

CZC$_{MS}$	CZC$_{WS}$	CNSC	CXSC	DSGN	Código de pedido	Dimensiones, mm, pulg. DCON$_{WS}$	LF	LB$_1$	LB$_2$	LB$_3$	LB$_4$	BD$_1$	BD$_2$	BD$_3$	BD$_4$	BHTA$_2$	CP Bar/PSI	Kg	BBD	RPMX
40	12	7	1	5	**930-VB40-P-12-103**	12.0	103.0	65.0	83.9	103.0		22.0	40.0	63.5		0°	80	1.17	1	18000
						.472	*4.055*	*2.559*	*3.303*	*4.055*		*.866*	*1.575*	*2.500*			*1160*			
	12	7	1	5	**930-VB40-P-12-138**	12.0	138.0	100.0	118.9	138.0		22.0	40.0	63.5		0°	80	1.27	1	18000
						.472	*5.433*	*3.937*	*4.681*	*5.433*		*.866*	*1.575*	*2.500*			*1160*			
	12	7	1	17	**930-VB40-P-12-188**	12.0	188.0	50.0	75.0	150.0	168.9	22.0	22.0	26.0	40.0	4°	80	1.52	1	18000
						.472	*7.402*	*1.969*	*2.953*	*5.906*	*6.650*	*.866*	*.866*	*1.024*	*1.575*		*1160*			
	20	7	1	11	**930-VB40-P-20-145**	20.0	145.0	60.0	108.0	125.9	145.0	32.0	32.0	42.0	63.5	5°	80	1.66	1	18000
						.787	*5.709*	*2.362*	*4.252*	*4.957*	*5.709*	*1.260*	*1.260*	*1.654*	*2.500*		*1160*			

SISTEMA BIG-PLUS® con licencia de BIG Daishowa

P14 P12 P43 ISO 13399 Q1 CNSC CXSC Q35 C3 - D C Q32

SANDVIK Coromant

BIG-PLUS CAT-V a portapinzas ER

Adaptador del lado de la máquina compatible con ASME B5.50-1985

Adaptador del lado de la pieza DIN 6499-B

DSGN 2

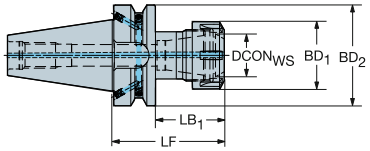

5

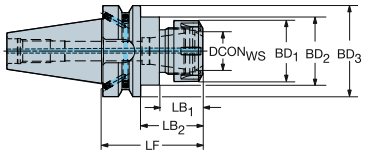

CZC_{MS}	CZC_{WS}	CNSC	CXSC	DSGN	Código de pedido	Dimensiones, mm, pulg. $DCON_{WS}$	LF	LB_1	LB_2	LB_3	BD_1	BD_2	BD_3	CP Bar/PSI	Kg
40	ER25	7	1	5	A392.54514-4025070	26.0	70.0	35.0	50.9	70.0	42.0	44.4	63.5	80	1.08
						1.024	*2.756*	*1.378*	*2.004*	*2.756*	*1.654*	*1.748*	*2.500*	*1160*	
	ER40	7	1	2	A392.54514-4040075	41.0	75.0	55.9	75.0		63.0	63.5		80	1.36
						1.614	*2.953*	*2.201*	*2.953*		*2.480*	*2.500*		*1160*	

SISTEMA BIG-PLUS® con licencia de BIG Daishowa

P23 P12 Q1 Q35

ISO 7388-1 a adaptador Coromant Capto®

Adaptador del lado de la máquina compatible con DIN 69871-ADB

DSGN 1

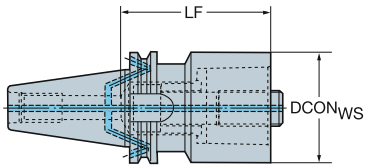

2

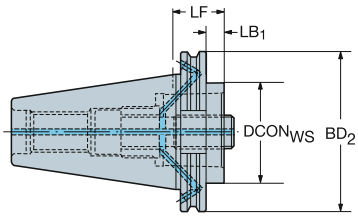

CZC$_{MS}$	CZC$_{WS}$	CNSC	CXSC	DSGN	Código de pedido	Dimensiones, mm, pulg. DCON$_{WS}$	LF	LB$_1$	LB$_2$	BD$_1$	BD$_2$	CP Bar/PSI	Kg	BBD
40	C3	7	1	2	C3-390B.140-40 030	32.0	30.0	10.9	30.0	32.0	63.5	80	0.83	1
						1.260	*1.181*	*.429*	*1.181*	*1.260*	*2.500*	*1160*		
	C3	7	1	2	C3-390B.140-40 060	32.0	60.0	40.9	60.0	32.0	63.5	80	0.98	1
						1.260	*2.362*	*1.610*	*2.362*	*1.260*	*2.500*	*1160*		
	C4	7	1	2	C4-390B.140-40 030	40.0	30.0	10.9	30.0	40.0	63.5	80	0.82	1
						1.575	*1.181*	*.429*	*1.181*	*1.575*	*2.500*	*1160*		
	C4	7	1	2	C4-390B.140-40 060	40.0	60.0	40.9	60.0	40.0	63.5	80	1.08	1
						1.575	*2.362*	*1.610*	*2.362*	*1.575*	*2.500*	*1160*		
	C5	7	1	2	C5-390B.140-40 040	50.0	40.0	20.9	40.0	50.0	63.5	80	0.92	1
						1.969	*1.575*	*.823*	*1.575*	*1.969*	*2.500*	*1160*		
	C5	7	1	2	C5-390B.140-40 080	50.0	80.0	60.9	80.0	50.0	63.5	80	1.50	1
						1.969	*3.150*	*2.398*	*3.150*	*1.969*	*2.500*	*1160*		
	C6	7	1	2	C6-390B.140-40 085	63.0	85.0	65.9	85.0	63.0	63.5	80	1.81	1
						2.480	*3.346*	*2.594*	*3.346*	*2.480*	*2.500*	*1160*		
50	C3	7	1	2	C3-390B.140-50 030	32.0	30.0	10.9	30.0	32.0	97.5	80	2.62	1
						1.260	*1.181*	*.429*	*1.181*	*1.260*	*3.839*	*1160*		
	C3	7	1	2	C3-390B.140-50 060	32.0	60.0	40.9	60.0	32.0	97.5	80	2.73	1
						1.260	*2.362*	*1.610*	*2.362*	*1.260*	*3.839*	*1160*		
	C4	7	1	2	C4-390B.140-50 030	40.0	30.0	10.9	30.0	40.0	97.5	80	2.62	1
						1.575	*1.181*	*.429*	*1.181*	*1.575*	*3.839*	*1160*		
	C4	7	1	2	C4-390B.140-50 060	40.0	60.0	40.9	60.0	40.0	97.5	80	2.84	1
						1.575	*2.362*	*1.610*	*2.362*	*1.575*	*3.839*	*1160*		
	C5	7	1	2	C5-390B.140-50 030	50.0	30.0	10.9	30.0	50.0	97.5	80	2.62	1
						1.969	*1.181*	*.429*	*1.181*	*1.969*	*3.839*	*1160*		
	C5	7	1	2	C5-390B.140-50 070	50.0	70.0	50.9	70.0	50.0	97.5	80	3.10	1
						1.969	*2.756*	*2.004*	*2.756*	*1.969*	*3.839*	*1160*		
	C6	7	1	2	C6-390B.140-50 030	63.0	30.0	10.9	30.0	63.0	97.5	80	2.50	1
						2.480	*1.181*	*.429*	*1.181*	*2.480*	*3.839*	*1160*		
	C6	7	1	2	C6-390B.140-50 080	63.0	80.0	60.9	80.0	63.0	97.5	80	3.60	1
						2.480	*3.150*	*2.398*	*3.150*	*2.480*	*3.839*	*1160*		
	C8	7	1	2	C8-390B.140-50 070	80.0	70.0	50.9	70.0	80.0	97.5	80	3.74	1
						3.150	*2.756*	*2.004*	*2.756*	*3.150*	*3.839*	*1160*		
	C8	7	1	2	C8-390B.140-50 120	80.0	120.0	100.9	120.0	80.0	97.5	80	5.57	1
						3.150	*4.724*	*3.972*	*4.724*	*3.150*	*3.839*	*1160*		
	C10	7	1	1	C10-390B.140-50 140	100.0	140.0	140.0		100.0		80	7.63	0
						3.937	*5.512*	*5.512*		*3.937*		*1160*		
60	C8	1	1	2	C8-390.140-60 120	80.0	120.0	100.9	120.0	80.0	155.0	80	12.11	0
						3.150	*4.724*	*3.972*	*4.724*	*3.150*	*6.102*	*1160*		
	C10	1	1	2	C10-390.140-60 050	100.0	50.0	30.9	50.0	100.0	155.0	80	5.50	0
						3.937	*1.969*	*1.217*	*1.969*	*3.937*	*6.102*	*1160*		

P13 P11 ISO 13399 Q1 CNSC CXSC Q35

SANDVIK Coromant

ISO 7388-1 a Coromant EH, adaptador

Diseño corto

Adaptador del lado de la máquina compatible con DIN 69871-AD

DSGN 7

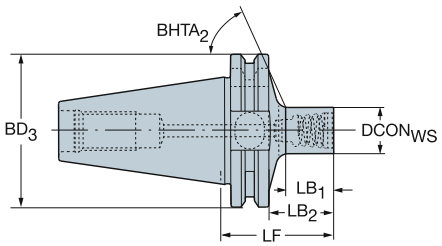

Versión métrica

CZC$_{MS}$	CZC$_{WS}$	CNSC	CXSC	DSGN	Código de pedido	Dimensiones, mm, pulg. DCON$_{WS}$	LF	LB$_1$	LB$_2$	LB$_3$	BD$_1$	BD$_2$	BD$_3$	BHTA$_2$	CP Bar/PSI	Kg	BBD	RPMX
40	E10	1	1	7	392.140EH-40 10 041	9.6	41.0	12.7	21.9	41.0	9.6	9.6	63.5	65°	80	0.86	1	18000
						.378	*1.614*	*.500*	*.862*	*1.614*	*.378*	*.378*	*2.500*		*1160*			
	E12	1	1	7	392.140EH-40 12 044	11.6	44.0	16.0	24.9	44.0	11.6	11.6	63.5	65°	80	0.86	1	18000
						.457	*1.732*	*.630*	*.980*	*1.732*	*.457*	*.457*	*2.500*		*1160*			
	E16	1	1	7	392.140EH-40 16 049	15.4	49.0	21.5	29.9	49.0	15.4	15.4	63.5	65°	80	0.88	1	18000
						.606	*1.929*	*.846*	*1.177*	*1.929*	*.606*	*.606*	*2.500*		*1160*			
	E20	1	1	7	392.140EH-40 20 046	19.2	46.0	19.0	27.0	46.0	19.2	19.2	63.5	63°	80	0.88	1	18000
						.756	*1.811*	*.748*	*1.063*	*1.811*	*.756*	*.756*	*2.500*		*1160*			
	E25	1	1	7	392.140EH-40 25 051	24.1	51.0	24.6	31.9	51.0	24.1	24.1	63.5	61°	80	0.92	1	18000
						.949	*2.008*	*.969*	*1.256*	*2.008*	*.949*	*.949*	*2.500*		*1160*			

Diseño largo

Adaptador del lado de la máquina compatible con DIN 69871-AD

DSGN 15

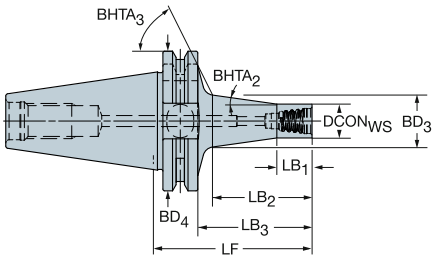

Versión métrica

CZC$_{MS}$	CZC$_{WS}$	CNSC	CXSC	DSGN	Código de pedido	Dimensiones, mm, pulg. DCON$_{WS}$	LF	LB$_1$	LB$_2$	LB$_3$	LB$_4$	BD$_1$	BD$_2$	BD$_3$	BD$_4$	BHTA$_2$	CP Bar/PSI	Kg	BBD	RPMX
40	E10	1	1	15	392.140EH-40 10 055	9.6	55.0	10.0	28.1	35.9	55.0	9.6	9.6	14.7	63.5	8°	80	0.88	1	18000
						.378	*2.165*	*.394*	*1.106*	*1.413*	*2.165*	*.378*	*.378*	*.579*	*2.500*		*1160*			
	E12	1	1	15	392.140EH-40 12 060	11.6	60.0	12.0	33.5	40.9	60.0	11.6	11.6	17.6	63.5	8°	80	0.89	1	18000
						.457	*2.362*	*.472*	*1.319*	*1.610*	*2.362*	*.457*	*.457*	*.693*	*2.500*		*1160*			
	E16	1	1	15	392.140EH-40 16 071	15.4	71.0	16.0	45.3	51.9	71.0	15.4	15.4	23.6	63.5	8°	80	0.94	1	18000
						.606	*2.795*	*.630*	*1.783*	*2.043*	*2.795*	*.606*	*.606*	*.929*	*2.500*		*1160*			
	E20	1	1	15	392.140EH-40 20 084	19.2	84.0	20.0	59.1	64.9	84.0	19.2	19.2	30.2	63.5	8°	80	1.03	1	18000
						.756	*3.307*	*.787*	*2.327*	*2.555*	*3.307*	*.756*	*.756*	*1.189*	*2.500*		*1160*			
	E25	1	1	15	392.140EH-40 25 100	24.1	100.0	25.0	76.2	80.9	100.0	24.1	24.1	38.5	63.5	8°	80	1.23	1	18000
						.949	*3.937*	*.984*	*3.000*	*3.185*	*3.937*	*.949*	*.949*	*1.516*	*2.500*		*1160*			

P11 ISO 13399 Q1 CNSC CXSC Q35 C3 – D C Q30

ISO 7388-1 a eje, adaptador

Adaptador del lado de la máquina compatible con DIN 69871-ADB

DSGN 2

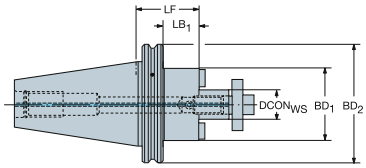

1

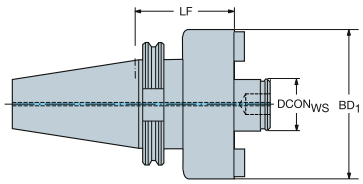

Guía métrica

CZC$_{MS}$	CZC$_{WS}$	CNSC	CXSC	DSGN	Código de pedido	Dimensiones, mm, pulg. DBC	DCON$_{WS}$	LF	LB$_1$	LB$_2$	BD$_1$	BD$_2$	CP Bar/PSI	Kg	BBD
40	16	7	1	2	A1B05-40 16 035		16.0	35.0	15.9	35.0	36.0	63.6	80	0.80	1
							.630	*1.378*	*.626*	*1.378*	*1.417*	*2.502*	*1160*		
	16	7	1	2	A1B05-40 16 100		16.0	100.0	80.9	100.0	36.0	63.6	80	1.60	1
							.630	*3.937*	*3.185*	*3.937*	*1.417*	*2.502*	*1160*		
	22	7	1	2	A1B05-40 22 035		22.0	35.0	15.9	35.0	48.0	63.6	80	0.80	1
							.866	*1.378*	*.626*	*1.378*	*1.890*	*2.502*	*1160*		
	22	7	1	2	A1B05-40 22 100		22.0	100.0	80.9	100.0	48.0	63.6	80	1.60	1
							.866	*3.937*	*3.185*	*3.937*	*1.890*	*2.502*	*1160*		
	27	7	1	2	A1B05-40 27 035		27.0	35.0	15.9	35.0	48.0	63.6	80	1.05	1
							1.063	*1.378*	*.626*	*1.378*	*1.890*	*2.502*	*1160*		
	27	7	1	2	A1B05-40 27 100		27.0	100.0	80.9	100.0	60.0	63.6	80	2.13	1
							1.063	*3.937*	*3.185*	*3.937*	*2.362*	*2.502*	*1160*		
	32	7	1	1	A1B05-40 32 050		32.0	50.0	50.0		78.0		80	1.60	1
							1.260	*1.969*	*1.969*		*3.071*		*1160*		
50	22	7	1	2	A1B05-50 22 035		22.0	35.0	15.9	35.0	48.0	97.5	80	2.13	1
							.866	*1.378*	*.626*	*1.378*	*1.890*	*3.839*	*1160*		
	22	7	1	2	A1B05-50 22 100		22.0	100.0	65.9	100.0	48.0	97.5	80	2.99	1
							.866	*3.937*	*2.594*	*3.937*	*1.890*	*3.839*	*1160*		
	27	7	1	2	A1B05-50 27 035		27.0	35.0	15.9	35.0	60.0	97.5	80	2.99	1
							1.063	*1.378*	*.626*	*1.378*	*2.362*	*3.839*	*1160*		
	27	7	1	2	A1B05-50 27 100		27.0	100.0	80.9	100.0	60.0	97.5	80	2.99	1
							1.063	*3.937*	*3.185*	*3.937*	*2.362*	*3.839*	*1160*		
	32	7	1	2	A1B05-50 32 035		32.0	35.0	15.9	35.0	78.0	97.5	80	2.99	1
							1.260	*1.378*	*.626*	*1.378*	*3.071*	*3.839*	*1160*		
	32	7	1	2	A1B05-50 32 100		32.0	100.0	80.9	100.0	78.0	97.5	80	4.70	1
							1.260	*3.937*	*3.185*	*3.937*	*3.071*	*3.839*	*1160*		
	40S	7	1	2	A1B05-50 40 050	66.7	40.0	50.0	30.9	50.0	89.0	97.5	80	3.00	1
						2.626	*1.575*	*1.969*	*1.217*	*1.969*	*3.504*	*3.839*	*1160*		
	60	7	1	1	A1F05-50 60 070	101.6	60.0	70.0	70.0		127.0		80	5.60	1
						4.000	*2.362*	*2.756*	*2.756*		*5.000*		*1160*		

P11 Q1 Q35 Q31

ISO 7388-1 a adaptador de eje de fresa de tres cortes y planear

Adaptador del lado de la máquina compatible con DIN 69871-ADB

DSGN 1

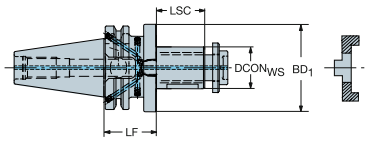

DSGN 2

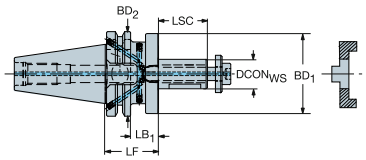

Guía métrica

CZC$_{MS}$	CZC$_{WS}$	CNSC	CXSC	DSGN	Código de pedido	Dimensiones, mm, pulg. DCON$_{WS}$	LSC	LF	LB$_1$	LB$_2$	BD$_1$	BD$_2$	CP Bar/PSI	Kg	BBD
40	22	7	1	2	A1B08-40 22 055	22.0	31	43.0	19.9	43.0	40.0	63.5	80	1.25	1
						.866	*1.220*	*1.693*	*.783*	*1.693*	*1.575*	*2.500*	*1160*		
	27	7	1	2	A1B08-40 27 055	27.0	33	43.0	22.9	43.0	48.0	63.5	80	1.44	1
						1.063	*1.299*	*1.693*	*.902*	*1.693*	*1.890*	*2.500*	*1160*		
	32	7	1	2	A1B08-40 32 060	32.0	37	46.0	26.9	46.0	58.0	63.5	80	1.75	1
						1.260	*1.457*	*1.811*	*1.059*	*1.811*	*2.283*	*2.500*	*1160*		
	40	7	1	1	A1B08-40 40 060	40.0	41	46.0	60.0		70.0		80	2.14	1
						1.575	*1.614*	*1.811*	*2.362*		*2.756*		*1160*		

P11

ISO 13399 Q1

CNSC CXSC Q35

C3 – D C Q31

ISO 7388-1 a adaptador VL

Adaptador del lado de la máquina compatible con DIN 69871-AD

DSGN 2

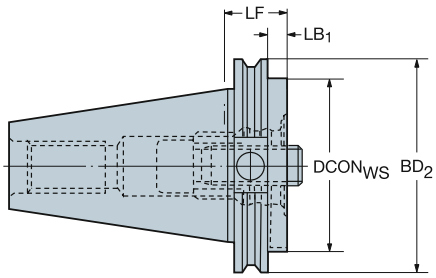

CZC$_{MS}$	CZC$_{WS}$	CNSC	CXSC	DSGN	Código de pedido	Dimensiones, mm, pulg. DCON$_{WS}$	LF	LB$_1$	LB$_2$	BD$_1$	BD$_2$	CP Bar/PSI	Kg
50	80	1	1	2	390.140-50 80 027	80.0	27.0	7.9	27.0	80.0	97.5	20	2.80
						3.150	*1.063*	*.311*	*1.063*	*3.150*	*3.839*	*290*	

Adaptador del lado de la máquina compatible con DIN 69871-B

DSGN 2

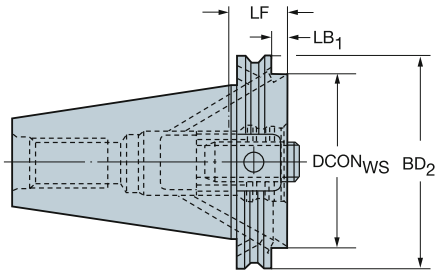

CZC$_{MS}$	CZC$_{WS}$	CNSC	CXSC	DSGN	Código de pedido	Dimensiones, mm, pulg. DCON$_{WS}$	LF	LB$_1$	LB$_2$	BD$_1$	BD$_2$	CP Bar/PSI	Kg
50	80	6	1	2	390.272-50 80 027	80.0	27.0	7.9	27.0	80.0	97.5	20	4.25
						3.150	*1.063*	*.311*	*1.063*	*3.150*	*3.839*	*290*	

P42 P11 Q1 Q35

ISO 7388-1 a Weldon, adaptador

Adaptador del lado de la máquina compatible con DIN 69871-ADB

Adaptador del lado de la pieza DIN 6535-HB y DIN 1835-B

DSGN 3

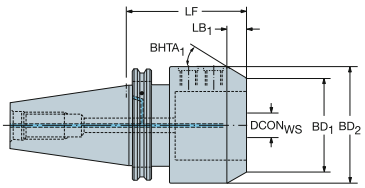

6

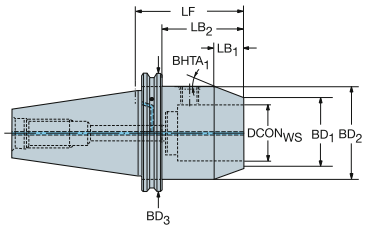

Agujero métrico

CZC_{MS}	CZC_{WS}	CNSC	CXSC	DSGN	Código de pedido	Dimensiones, mm, pulg. $DCON_{WS}$	LF	LB_1	LB_2	LB_3	BD_1	BD_2	BD_3	$BHTA_1$	CP Bar/PSI	Kg	BBD
40	6	7	1	6	A1B20-40 06 050	6.0	50.0	11.0	30.9	50.0	12.1	25.0	63.5	30°	20	0.80	1
						.236	*1.969*	*.433*	*1.217*	*1.969*	*.476*	*.984*	*2.502*		*290*		
	6	7	1	6	A1B20-40 06 100	6.0	100.0	11.0	80.9	100.0	12.1	25.0	63.5	30°	20	0.80	1
						.236	*3.937*	*.433*	*3.185*	*3.937*	*.476*	*.984*	*2.502*		*290*		
	8	7	1	6	A1B20-40 08 050	8.0	50.0	11.0	30.9	50.0	15.1	28.0	63.5	30°	20	0.80	1
						.315	*1.969*	*.433*	*1.217*	*1.969*	*.594*	*1.102*	*2.502*		*290*		
	8	7	1	6	A1B20-40 08 100	8.0	100.0	11.0	80.9	100.0	15.1	28.0	63.5	30°	20	1.05	1
						.315	*3.937*	*.433*	*3.185*	*3.937*	*.594*	*1.102*	*2.502*		*290*		
	10	7	1	6	A1B20-40 10 050	10.0	50.0	13.0	30.9	50.0	19.8	35.0	63.5	30°	20	0.80	1
						.394	*1.969*	*.512*	*1.217*	*1.969*	*.780*	*1.378*	*2.502*		*290*		
	10	7	1	6	A1B20-40 10 100	10.0	100.0	13.0	80.9	100.0	19.8	35.0	63.5	30°	20	1.29	1
						.394	*3.937*	*.512*	*3.185*	*3.937*	*.780*	*1.378*	*2.502*		*290*		
	12	7	1	6	A1B20-40 12 050	12.0	50.0	13.0	30.9	50.0	26.8	42.0	63.5	30°	20	0.80	1
						.472	*1.969*	*.512*	*1.217*	*1.969*	*1.055*	*1.654*	*2.502*		*290*		
	12	7	1	6	A1B20-40 12 100	12.0	100.0	13.0	80.9	100.0	26.8	42.0	63.5	30°	20	1.60	1
						.472	*3.937*	*.512*	*3.185*	*3.937*	*1.055*	*1.654*	*2.502*		*290*		
	16	7	1	6	A1B20-40 16 063	16.0	63.0	13.0	43.9	63.0	32.8	48.0	63.5	30°	20	0.80	1
						.630	*2.480*	*.512*	*1.728*	*2.480*	*1.291*	*1.890*	*2.502*		*290*		
	16	7	1	6	A1B20-40 16 100	16.0	100.0	13.0	80.9	100.0	32.8	48.0	63.5	30°	20	1.60	1
						.630	*3.937*	*.512*	*3.185*	*3.937*	*1.291*	*1.890*	*2.502*		*290*		
	18	7	1	6	A1B20-40 18 063	18.0	63.0	13.0	43.9	63.0	32.8	48.0	63.5	30°	20	1.05	1
						.709	*2.480*	*.512*	*1.728*	*2.480*	*1.291*	*1.890*	*2.502*		*290*		
	18	7	1	6	A1B20-40 18 100	18.0	100.0	13.0	80.9	100.0	32.8	48.0	63.5	30°	20	1.60	1
						.709	*3.937*	*.512*	*3.185*	*3.937*	*1.291*	*1.890*	*2.502*		*290*		
	20	7	1	6	A1B20-40 20 063	20.0	63.0	13.0	43.9	63.0	36.8	52.0	63.5	30°	20	1.29	1
						.787	*2.480*	*.512*	*1.728*	*2.480*	*1.449*	*2.047*	*2.502*		*290*		
	20	7	1	6	A1B20-40 20 100	20.0	100.0	13.0	80.9	100.0	36.8	52.0	63.5	30°	20	1.60	1
						.787	*3.937*	*.512*	*3.185*	*3.937*	*1.449*	*2.047*	*2.502*		*290*		
	25	7	1	3	A1B20-40 25 100	25.0	100.0	13.0	100.0		49.8	65.0		30°	20	2.12	1
						.984	*3.937*	*.512*	*3.937*		*1.961*	*2.559*			*290*		
	32	7	1	3	A1B20-40 32 100	32.0	100.0	12.0	100.0		58.0	72.0		30°	20	2.12	1
						1.260	*3.937*	*.472*	*3.937*		*2.283*	*2.835*			*290*		

P11 Q1 Q35 Q31

ISO 7388-1 a Weldon, adaptador

Adaptador del lado de la máquina compatible con DIN 69871-ADB

Adaptador del lado de la pieza DIN 6535-HB y DIN 1835-B

DSGN 3

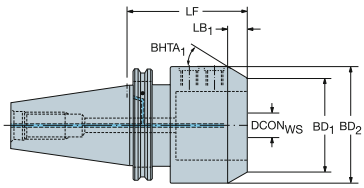

DSGN 6

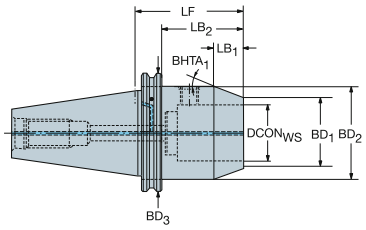

Agujero métrico

CZC_{MS}	CZC_{WS}	CNSC	CXSC	DSGN	Código de pedido	Dimensiones, mm, pulg. $DCON_{WS}$	LF	LB_1	LB_2	LB_3	BD_1	BD_2	BD_3	$BHTA_1$	CP Bar/PSI	Kg	BBD
50	6	7	1	6	A1B20-50 06 063	6.0	63.0	11.0	43.9	63.0	12.1	25.0	97.4	30°	20	2.13	1
						.236	*2.480*	*.433*	*1.728*	*2.480*	*.476*	*.984*	*3.837*		*290*		
	8	7	1	6	A1B20-50 08 063	8.0	63.0	11.0	43.9	63.0	15.1	28.0	97.4	30°	20	2.13	1
						.315	*2.480*	*.433*	*1.728*	*2.480*	*.594*	*1.102*	*3.837*		*290*		
	10	7	1	6	A1B20-50 10 063	10.0	63.0	13.0	43.9	63.0	19.8	35.0	97.4	30°	20	2.13	1
						.394	*2.480*	*.512*	*1.728*	*2.480*	*.780*	*1.378*	*3.837*		*290*		
	12	7	1	6	A1B20-50 12 063	12.0	63.0	13.0	43.9	63.0	26.8	42.0	97.4	30°	20	3.00	1
						.472	*2.480*	*.512*	*1.728*	*2.480*	*1.055*	*1.654*	*3.837*		*290*		
	16	7	1	6	A1B20-50 16 063	16.0	63.0	13.0	43.9	63.0	32.8	48.0	97.4	30°	20	3.00	1
						.630	*2.480*	*.512*	*1.728*	*2.480*	*1.291*	*1.890*	*3.837*		*290*		
	18	7	1	6	A1B20-50 18 063	18.0	63.0	13.0	43.9	63.0	32.8	48.0	97.4	30°	20	3.00	1
						.709	*2.480*	*.512*	*1.728*	*2.480*	*1.291*	*1.890*	*3.837*		*290*		
	20	7	1	6	A1B20-50 20 063	20.0	63.0	13.0	43.9	63.0	36.8	52.0	97.4	30°	20	3.00	1
						.787	*2.480*	*.512*	*1.728*	*2.480*	*1.449*	*2.047*	*3.837*		*290*		
	20	7	1	6	A1B20-50 20 100	20.0	100.0	13.0	80.9	100.0	36.8	52.0	97.4	30°	20	3.00	1
						.787	*3.937*	*.512*	*3.185*	*3.937*	*1.449*	*2.047*	*3.837*		*290*		
	25	7	1	6	A1B20-50 25 080	25.0	80.0	13.0	60.9	80.0	49.8	65.0	97.4	30°	20	3.00	1
						.984	*3.150*	*.512*	*2.398*	*3.150*	*1.961*	*2.559*	*3.837*		*290*		
	25	7	1	6	A1B20-50 25 100	25.0	100.0	13.0	80.9	100.0	49.8	65.0	97.4	30°	20	3.00	1
						.984	*3.937*	*.512*	*3.185*	*3.937*	*1.961*	*2.559*	*3.837*		*290*		
	32	7	1	6	A1B20-50 32 100	32.0	100.0	12.0	80.9	100.0	58.0	72.0	97.4	30°	20	3.00	1
						1.260	*3.937*	*.472*	*3.185*	*3.937*	*2.283*	*2.835*	*3.837*		*290*		
	32	7	1	6	A1B20-50 32 160	32.0	160.0	12.0	140.9	160.0	58.0	72.0	97.4	30°	20	4.70	1
						1.260	*6.299*	*.472*	*5.547*	*6.299*	*2.283*	*2.835*	*3.837*		*290*		
	40	7	1	6	A1B20-50 40 120	40.0	120.0	15.0	100.9	120.0	60.5	78.0	97.4	30°	20	4.70	1
						1.575	*4.724*	*.591*	*3.972*	*4.724*	*2.382*	*3.071*	*3.837*		*290*		

P11 Q1 Q35 Q31

ISO 7388-1 a Weldon, adaptador

Diseño corto

Adaptador del lado de la máquina compatible con DIN 69871-AD

DSGN 3

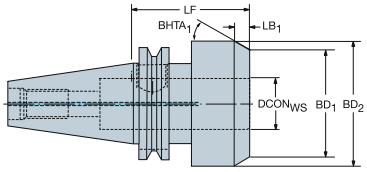

6

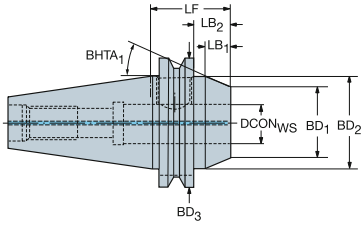

Agujero métrico

CZC_{MS}	CZC_{WS}	CNSC	CXSC	DSGN	Código de pedido	Dimensiones, mm, pulg. $DCON_{WS}$	LF	LB_1	LB_2	LB_3	BD_1	BD_2	BD_3	$BHTA_1$	CP Bar/PSI	Kg	BBD
40	16	1	1	6	**A1X20-40 16 035**	16.0	35.0	13.0	14.9	35.0	32.8	48.0	63.5	30°	20	0.70	1
						.630	*1.378*	*.512*	*.587*	*1.378*	*1.291*	*1.890*	*2.502*		*290*		
	18	1	1	6	**A1X20-40 18 035**	18.0	35.0	13.0	14.9	35.0	32.8	48.0	63.5	30°	20	0.84	1
						.709	*1.378*	*.512*	*.587*	*1.378*	*1.291*	*1.890*	*2.502*		*290*		
	20	1	1	6	**A1X20-40 20 040**	20.0	40.0	13.0	20.9	40.0	34.6	52.0	63.5	30°	20	0.84	1
						.787	*1.575*	*.512*	*.823*	*1.575*	*1.362*	*2.047*	*2.502*		*290*		
	25	1	1	6	**A1X20-40 25 060**	25.0	60.0	10.0	40.9	60.0	41.9	62.0	63.5	45°	20	1.30	1
						.984	*2.362*	*.394*	*1.610*	*2.362*	*1.650*	*2.441*	*2.502*		*290*		
	32	1	1	3	**A1X20-40 32 070**	32.0	70.0	10.0	70.0		60.1	72.0		30°	20	1.65	1
						1.260	*2.756*	*.394*	*2.756*		*2.366*	*2.835*			*290*		

P11 Q1 Q35 Q31

ISO 7388-1 a ISO 9766, adaptador

Adaptador del lado de la máquina compatible con DIN 69871-ADB

DSGN 7

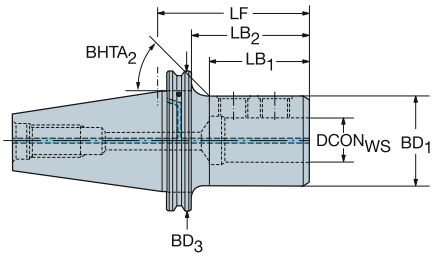

Agujero métrico

CZC_{MS}	CZC_{WS}	CNSC	CXSC	DSGN	Código de pedido	Dimensiones, mm, pulg. $DCON_{WS}$	LF	LB_1	LB_2	LB_3	BD_1	BD_2	BD_3	$BHTA_2$	CP Bar/PSI	Kg	BBD
40	16	7	1	7	A1B27-40 16 080	16.0	80.0	55.9	60.9	80.0	36.0	36.0	63.5	45°	20	1.05	1
						.630	*3.150*	*2.201*	*2.398*	*3.150*	*1.417*	*1.417*	*2.502*		*290*		
	20	7	1	7	A1B27-40 20 080	20.0	80.0	55.9	60.9	80.0	40.0	40.0	63.5	45°	20	1.05	1
						.787	*3.150*	*2.201*	*2.398*	*3.150*	*1.575*	*1.575*	*2.502*		*290*		
	25	7	1	7	A1B27-40 25 085	25.0	85.0	63.4	65.9	85.0	45.0	45.0	63.5	45°	20	1.30	1
						.984	*3.346*	*2.496*	*2.594*	*3.346*	*1.772*	*1.772*	*2.502*		*290*		
	32	7	1	7	A1B27-40 32 090	32.0	90.0	65.9	70.9	90.0	52.0	52.0	63.5	45°	20	1.30	1
						1.260	*3.543*	*2.594*	*2.791*	*3.543*	*2.047*	*2.047*	*2.502*		*290*		
50	16	7	1	7	A1B27-50 16 080	16.0	80.0	46.4	60.9	80.0	36.0	36.0	97.4	45°	20	3.00	1
						.630	*3.150*	*1.827*	*2.398*	*3.150*	*1.417*	*1.417*	*3.837*		*290*		
	20	7	1	7	A1B27-50 20 080	20.0	80.0	51.4	65.9	80.0	45.0	45.0	97.4	45°	20	3.00	1
						.787	*3.150*	*2.024*	*2.594*	*3.150*	*1.772*	*1.772*	*3.837*		*290*		
	25	7	1	7	A1B27-50 25 085	25.0	85.0	51.4	65.9	85.0	45.0	45.0	97.4	45°	20	3.00	1
						.984	*3.346*	*2.024*	*2.594*	*3.346*	*1.772*	*1.772*	*3.837*		*290*		
	32	7	1	7	A1B27-50 32 090	32.0	90.0	58.4	70.9	90.0	45.0	45.0	97.4	45°	20	3.00	1
						1.260	*3.543*	*2.299*	*2.791*	*3.543*	*1.772*	*1.772*	*3.837*		*290*		
	40	7	1	7	A1B27-50 40 090	40.0	90.0	68.9	70.2	90.0	76.0	76.0	97.4	45°	20	3.20	1
						1.575	*3.543*	*2.713*	*2.764*	*3.543*	*2.992*	*2.992*	*3.837*		*290*		
	50	7	1	7	A1B27-50 50 100	50.0	100.0	78.9	80.2	100.0	76.0	76.0	97.4	45°	20	3.20	1
						1.969	*3.937*	*3.106*	*3.157*	*3.937*	*2.992*	*2.992*	*3.837*		*290*		

P11 Q1 Q35 Q31

ISO 7388-1 a ISO 9766, adaptador ajustable

Adaptador del lado de la máquina compatible con DIN 69871-AD

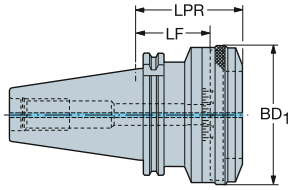

CZC_{MS}	CZC_{WS}	CNSC	CXSC	Código de pedido	Dimensiones, mm, pulg. $DCON_{WS}$	LF	LB_1	BD_1	CP Bar/PSI	Kg
40	1	1	1	392.140277-40 01 055A	78.0	55.0	79.6	86.0	20	2.80
					3.071	*2.165*	*3.134*	*3.386*	*290*	
50	2	1	1	392.140277-50 02 055A	98.0	55.0	79.6	106.0	20	13.80
					3.858	*2.165*	*3.134*	*4.173*	*290*	
	3	1	1	392.140277-50 03 075A	136.0	75.0	85.0	140.0	20	13.80
					5.354	*2.953*	*3.346*	*5.512*	*290*	

Adaptador del lado de la máquina compatible con DIN 69871-B

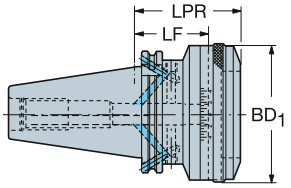

CZC_{MS}	CZC_{WS}	CNSC	CXSC	Código de pedido	Dimensiones, mm, pulg. $DCON_{WS}$	LF	LB_1	BD_1	CP Bar/PSI	Kg
40	1	6	1	392.272277-40 01 055A	78.0	55.0	79.6	86.0	20	2.80
					3.071	*2.165*	*3.134*	*3.386*	*290*	
50	2	6	1	392.272277-50 02 055A	98.0	55.0	79.6	106.0	20	13.80
					3.858	*2.165*	*3.134*	*4.173*	*290*	
	3	6	1	392.272277-50 03 075A	136.0	75.0	85.0	140.0	20	13.80
					5.354	*2.953*	*3.346*	*5.512*	*290*	

P41

P11

ISO 13399 Q1

CNSC CXSC Q35

ISO 73888.1 a CoroChuck™ 930

Diseño de mecanizado pesado

Adaptador del lado de la máquina compatible con DIN 69871-ADB

DSGN 3

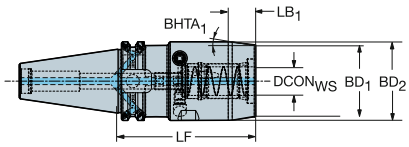

DSGN 6

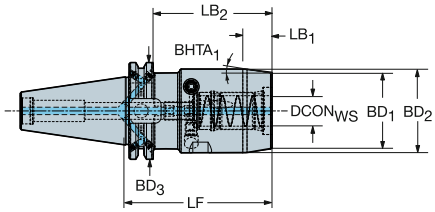

Agujero métrico

CZC$_{MS}$	CZC$_{WS}$	CNSC	CXSC	DSGN	Código de pedido	Dimensiones, mm, pulg. DCON$_{WS}$	LF	LB$_1$	LB$_2$	LB$_3$	BD$_1$	BD$_2$	BD$_3$	BHTA$_1$	CP Bar/PSI	Kg	BBD	RPMX
40	20	7	1	6	930-I40-HD-20-097	20.0	97.0	17.8	77.9	97.0	50.0	55.0	63.5	8°	80	2.06	1	18000
						.787	*3.819*	*.701*	*3.067*	*3.819*	*1.969*	*2.165*	*2.500*		*1160*			
	25	7	1	3	930-I40-HD-25-103	25.0	103.0	18.8	103.0		57.0	65.0		12°	80	2.56	1	18000
						.984	*4.055*	*.740*	*4.055*		*2.244*	*2.559*			*1160*			
50	20	7	1	6	930-I50-HD-20-083	20.0	83.0	17.8	63.9	83.0	50.0	55.0	97.4	8°	80	3.69	1	12000
						.787	*3.268*	*.701*	*2.516*	*3.268*	*1.969*	*2.165*	*3.835*		*1160*			
	25	7	1	6	930-I50-HD-25-087	25.0	87.0	18.8	67.9	87.0	57.0	65.0	97.4	12°	80	4.15	1	12000
						.984	*3.425*	*.740*	*2.673*	*3.425*	*2.244*	*2.559*	*3.835*		*1160*			
	32	7	1	6	930-I50-HD-32-077	32.0	77.0	18.8	57.9	77.0	68.0	76.0	97.4	12°	80	4.29	1	12000
						1.260	*3.032*	*.740*	*2.280*	*3.032*	*2.677*	*2.992*	*3.835*		*1160*			

Diseño delgado

Adaptador del lado de la máquina compatible con DIN 69871-ADB

DSGN 10

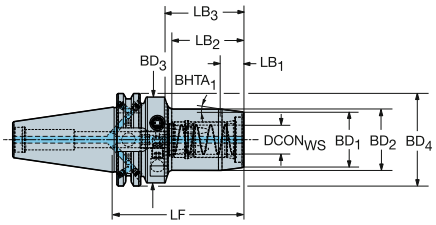

Agujero métrico

CZC$_{MS}$	CZC$_{WS}$	CNSC	CXSC	DSGN	Código de pedido	Dimensiones, mm, pulg. DCON$_{WS}$	LF	LB$_1$	LB$_2$	LB$_3$	LB$_4$	BD$_1$	BD$_2$	BD$_3$	BD$_4$	BHTA$_1$	CP Bar/PSI	Kg	BBD	RPMX
40	12	7	1	10	930-I40-S-12-080	12.0	80.0	11.3	38.2	60.9	80.0	28.0	32.0	50.0	63.5	10°	80	1.31	1	18000
						.472	*3.150*	*.445*	*1.504*	*2.398*	*3.150*	*1.102*	*1.260*	*1.969*	*2.500*		*1160*			
	20	7	1	10	930-I40-S-20-090	20.0	90.0	16.0	49.2	70.9	90.0	38.0	42.0	50.0	63.5	7°	80	1.51	1	18000
						.787	*3.543*	*.630*	*1.937*	*2.791*	*3.543*	*1.496*	*1.654*	*1.969*	*2.500*		*1160*			
50	20	7	1	10	930-I50-S-20-089	20.0	89.0	16.0	49.2	69.9	89.0	38.0	42.0	50.0	97.4	7°	80	3.33	1	12000
						.787	*3.504*	*.630*	*1.937*	*2.752*	*3.504*	*1.496*	*1.654*	*1.969*	*3.837*		*1160*			

P14 P11 P43 Q5 ISO 13399 Q1 CNSC CXSC Q35 C3 - D C Q32

SANDVIK Coromant

ISO 73888.1 a CoroChuck™ 930

Diseño tipo lápiz
Adaptador del lado de la máquina compatible con DIN 69871-ADB

DSGN 11

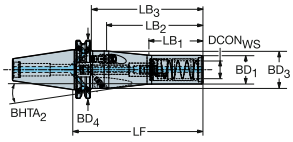

17

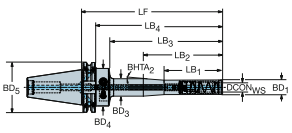

5

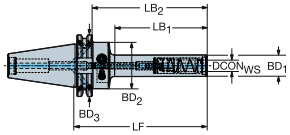

Agujero métrico

						Dimensiones, mm, pulg.														
CZC_{MS}	CZC_{WS}	CNSC	CXSC	DSGN	**Código de pedido**	$DCON_{WS}$	LF	LB_1	LB_2	LB_3	LB_4	BD_1	BD_2	BD_3	BD_4	$BHTA_2$	CP Bar/PSI	KG	BBD	RPMX
40	12	7	1	5	**930-I40-P-12-103**	12.0	103.0	60.8	83.9	103.0		22.0	40.0	63.5		0°	80	1.14	1	18000
						.472	*4.055*	*2.394*	*3.303*	*4.055*		*.866*	*1.575*	*2.500*			*1160*			
	12	7	1	5	**930-I40-P-12-138**	12.0	138.0	95.8	118.9	138.0		22.0	40.0	63.5		0°	80	1.24	1	18000
						.472	*5.433*	*3.772*	*4.681*	*5.433*		*.866*	*1.575*	*2.500*			*1160*			
	12	7	1	17	**930-I40-P-12-188**	12.0	188.0	50.0	75.0	145.8	168.9	22.0	22.0	26.0	40.0	4°	80	1.49	1	18000
						.472	*7.402*	*1.969*	*2.953*	*5.740*	*6.650*	*.866*	*.866*	*1.024*	*1.575*		*1160*			
	20	7	1	11	**930-I40-P-20-145**	20.0	145.0	60.0	108.0	125.9	145.0	32.0	32.0	42.0	63.5	6°	80	1.63	1	18000
						.787	*5.709*	*2.362*	*4.252*	*4.957*	*5.709*	*1.260*	*1.260*	*1.654*	*2.500*		*1160*			

P14
P11
P43
ISO 13399 Q1
CNSC CXSC Q35
C3 - D C Q32

ISO 7388-1 a mango cilíndrico con adaptador portapinzas de ajuste por contracción térmica iLock

Posibilidad de suministro de refrigerante frontal

Adaptador del lado de la máquina compatible con DIN 69871-ADB

DSGN 3

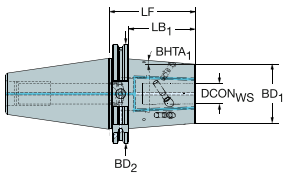

6

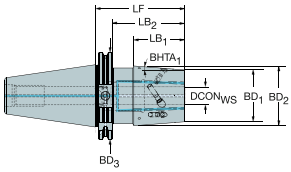

8

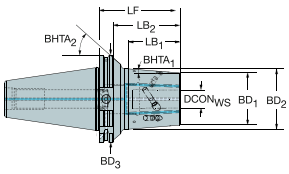

Agujero métrico

CZC_{MS}	CZC_{WS}	CNSC	CXSC	DSGN	Código de pedido	Dimensiones, mm, pulg. $DCON_{WS}$	LF	LB_1	LB_2	LB_3	BD_1	BD_2	BD_3	$BHTA_1$	$BHTA_2$	CP Bar/PSI	Kg	BBD	RPMX
40	12	7	9	8	**392.14019Y-4012065**	12.0	65.0	41.3	45.9	65.0	26.5	33.0	63.5	4°	47°	80	1.20	1	18000
						.472	*2.559*	*1.626*	*1.807*	*2.559*	*1.043*	*1.299*	*2.502*			*1160*			
	16	7	9	8	**392.14019Y-4016065**	16.0	65.0	41.3	45.9	65.0	29.5	36.0	63.5	4°	47°	80	1.01	1	18000
						.630	*2.559*	*1.626*	*1.807*	*2.559*	*1.161*	*1.417*	*2.502*			*1160*			
	20	7	9	8	**392.14019Y-4020065**	20.0	65.0	43.1	45.9	65.0	35.5	42.3	63.5	4°	47°	80	1.50	1	18000
						.787	*2.559*	*1.697*	*1.807*	*2.559*	*1.398*	*1.665*	*2.502*			*1160*			
	25	7	9	6	**392.14019Y-4025075**	25.0	75.0	39.1	55.9	75.0	45.5	51.6	63.5	4°	0°	80	1.70	1	18000
						.984	*2.953*	*1.539*	*2.201*	*2.953*	*1.791*	*2.032*	*2.502*			*1160*			
50	12	7	9	8	**392.14019Y-5012080**	12.0	80.0	54.7	60.9	80.0	27.0	35.6	97.5	4°	57°	80	2.97	1	12000
						.472	*3.150*	*2.154*	*2.398*	*3.150*	*1.063*	*1.402*	*3.839*			*1160*			
	16	7	9	3	**392.14019Y-5016080**	16.0	80.0	60.9	80.0		33.3	97.5		4°	0°	80	3.07	1	12000
						.630	*3.150*	*2.398*	*3.150*		*1.311*	*3.839*				*1160*			
	20	7	9	3	**392.14019Y-5020080**	20.0	80.0	60.9	80.0		44.7	97.5		4°	0°	80	3.38	1	12000
						.787	*3.150*	*2.398*	*3.150*		*1.760*	*3.839*				*1160*			
	25	7	9	8	**392.14019Y-5025100**	25.0	100.0	65.6	80.9	100.0	44.0	54.3	97.5	4°	38°	80	3.73	1	12000
						.984	*3.937*	*2.583*	*3.185*	*3.937*	*1.732*	*2.138*	*3.839*			*1160*			

P11 Q1 Q35

ISO 7388-1 a portapinzas ER

Adaptador del lado de la máquina compatible con DIN 69871-ADB

Adaptador del lado de la pieza DIN 6499-B

DSGN 2

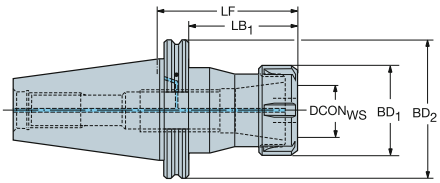

CZC$_{MS}$	CZC$_{WS}$	CNSC	CXSC	DSGN	Código de pedido	Dimensiones, mm, pulg. DCON$_{WS}$	LF	LB$_1$	LB$_2$	BD$_1$	BD$_2$	CP Bar/PSI	Kg	RPMX
40	ER16	7	1	2	A1B14-40 16 070	17.0	70.0	50.9	70.0	28.0	63.5	80	0.80	18000
						.669	*2.756*	*2.004*	*2.756*	*1.102*	*2.500*	*1160*		
	ER16	7	1	2	A1B14-40 16 100	17.0	100.0	80.9	100.0	28.0	63.5	80	0.80	18000
						.669	*3.937*	*3.185*	*3.937*	*1.102*	*2.500*	*1160*		
	ER20	7	1	2	A1B14-40 20 070	21.0	70.0	50.9	70.0	34.0	63.5	80	0.80	18000
						.827	*2.756*	*2.004*	*2.756*	*1.339*	*2.500*	*1160*		
	ER20	7	1	2	A1B14-40 20 100	21.0	100.0	80.9	100.0	34.0	63.5	80	1.30	18000
						.827	*3.937*	*3.185*	*3.937*	*1.339*	*2.500*	*1160*		
	ER25	7	1	2	A1B14-40 25 070	26.0	70.0	50.9	70.0	42.0	63.5	80	0.80	18000
						1.024	*2.756*	*2.004*	*2.756*	*1.654*	*2.500*	*1160*		
	ER25	7	1	2	A1B14-40 25 100	26.0	100.0	80.9	100.0	42.0	63.5	80	1.30	18000
						1.024	*3.937*	*3.185*	*3.937*	*1.654*	*2.500*	*1160*		
	ER32	7	1	2	A1B14-40 32 070	33.0	70.0	50.9	70.0	50.0	63.5	80	0.80	18000
						1.299	*2.756*	*2.004*	*2.756*	*1.969*	*2.500*	*1160*		
	ER40	7	1	2	A1B14-40 40 070	41.0	70.0	50.9	70.0	63.0	63.5	80	0.80	18000
						1.614	*2.756*	*2.004*	*2.756*	*2.480*	*2.500*	*1160*		
50	ER20	7	1	2	A1B14-50 20 070	21.0	70.0	50.9	70.0	34.0	97.5	80	2.13	12000
						.827	*2.756*	*2.004*	*2.756*	*1.339*	*3.837*	*1160*		
	ER20	7	1	2	A1B14-50 20 100	21.0	100.0	80.9	100.0	34.0	97.5	80	3.00	12000
						.827	*3.937*	*3.185*	*3.937*	*1.339*	*3.837*	*1160*		
	ER25	7	1	2	A1B14-50 25 070	26.0	70.0	50.9	70.0	42.0	97.5	80	2.14	12000
						1.024	*2.756*	*2.004*	*2.756*	*1.654*	*3.837*	*1160*		
	ER25	7	1	2	A1B14-50 25 100	26.0	100.0	80.9	100.0	42.0	97.5	80	3.00	12000
						1.024	*3.937*	*3.185*	*3.937*	*1.654*	*3.837*	*1160*		
	ER32	7	1	2	A1B14-50 32 070	33.0	70.0	50.9	70.0	50.0	97.5	80	2.12	12000
						1.299	*2.756*	*2.004*	*2.756*	*1.969*	*3.837*	*1160*		
	ER32	7	1	2	A1B14-50 32 100	33.0	100.0	80.9	100.0	50.0	97.5	80	2.98	12000
						1.299	*3.937*	*3.185*	*3.937*	*1.969*	*3.837*	*1160*		
	ER40	7	1	2	A1B14-50 40 070	41.0	70.0	50.9	70.0	63.0	97.5	80	2.13	12000
						1.614	*2.756*	*2.004*	*2.756*	*2.480*	*3.837*	*1160*		

P20 P11 ISO 13399 Q1 CNSC CXSC Q35 C3 - D C Q31

ISO 73888.1 a CoroChuck™ 970

Adaptador del lado de la máquina compatible con DIN 69871-AD

Adaptador del lado de la pieza DIN 6499-B



DSGN 2

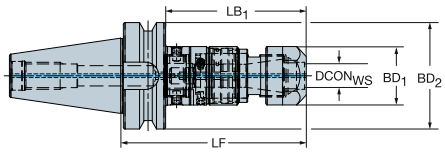

5

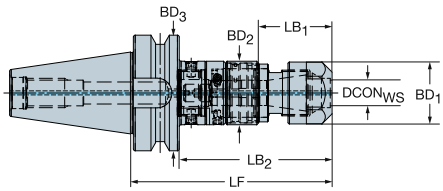

CZC_{MS}	CZC_{WS}	TRMAX	CNSC	CXSC	DSGN	Código de pedido	Dimensiones, mm, pulg. DCON	LF	LB_1	LB_2	LB_3	BD_1	BD_2	BD_3	CP Bar/PSI	Kg	RPMX
40	ER20	M12	1	1	5	**970-I40-20-102**	20	102.2	40.3	83.2	102.2	33.7	34.6	63.5	80	1.23	8000
							.819	*4.024*	*1.587*	*3.276*	*4.024*	*1.327*	*1.362*	*2.500*	*1160*		
	ER25	M20	1	1	5	**970-I40-25-122**	25	121.6	42.1	102.5	121.6	42.0	44.0	63.5	80	1.62	8000
							1.016	*4.787*	*1.657*	*4.035*	*4.787*	*1.654*	*1.732*	*2.500*	*1160*		
50	ER20	M12	1	1	5	**970-I50-20-106**	20	106.2	40.3	87.1	106.2	33.7	34.6	97.5	80	3.00	8000
							.819	*4.181*	*1.587*	*3.429*	*4.181*	*1.327*	*1.362*	*3.839*	*1160*		
	ER25	M20	1	1	5	**970-I50-25-126**	25	125.6	42.1	106.5	125.6	42.0	44.0	97.5	80	3.40	8000
							1.016	*4.945*	*1.657*	*4.193*	*4.945*	*1.654*	*1.732*	*3.839*	*1160*		
	ER40	M30	1	1	2	**970-I50-40-155**	40	155.0	135.9	155.0		62.7	97.5		80	4.68	8000
							1.606	*6.102*	*5.350*	*6.102*		*2.469*	*3.839*		*1160*		

P28 P31 Q1 Q35 Q33

MAS-BT 403 a adaptador Coromant Capto®

Adaptador del lado de la máquina compatible con JIS B 6339

DSGN 1

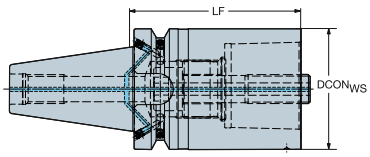

2

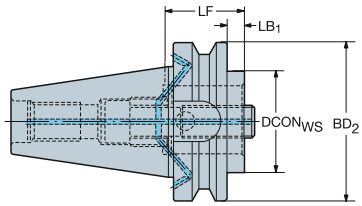

CZC$_{MS}$	CZC$_{WS}$	CNSC	CXSC	DSGN	Código de pedido	Dimensiones, mm, pulg. DCON$_{WS}$	LF	LB$_1$	LB$_2$	BD$_1$	BD$_2$	CP Bar/PSI	Kg	BBD
30	C3	1	1	2	C3-390.55-30 030	32.0	30.0	8.0	30.0	32.0	46.0	80	0.50	1
						1.260	*1.181*	*.315*	*1.181*	*1.260*	*1.811*	*1160*		
	C3	1	1	2	C3-390.55-30 060	32.0	60.0	38.0	60.0	32.0	46.0	80	0.70	1
						1.260	*2.362*	*1.496*	*2.362*	*1.260*	*1.811*	*1160*		
	C4	1	1	2	C4-390.55-30 060	40.0	60.0	38.0	60.0	40.0	46.0	80	0.65	1
						1.575	*2.362*	*1.496*	*2.362*	*1.575*	*1.811*	*1160*		
	C5	1	1	1	C5-390.55-30 080	50.0	80.0	80.0		50.0		80	1.04	1
						1.969	*3.150*	*3.150*		*1.969*		*1160*		
40	C3	7	1	2	C3-390B.55-40 030	32.0	30.0	3.0	30.0	32.0	63.0	80	0.95	1
						1.260	*1.181*	*.118*	*1.181*	*1.260*	*2.480*	*1160*		
	C3	7	1	2	C3-390B.55-40 060	32.0	60.0	33.0	60.0	32.0	63.0	80	1.10	1
						1.260	*2.362*	*1.299*	*2.362*	*1.260*	*2.480*	*1160*		
	C4	7	1	2	C4-390B.55-40 030	40.0	30.0	3.0	30.0	40.0	63.0	80	0.91	1
						1.575	*1.181*	*.118*	*1.181*	*1.575*	*2.480*	*1160*		
	C4	7	1	2	C4-390B.55-40 060	40.0	60.0	33.0	60.0	40.0	63.0	80	1.18	1
						1.575	*2.362*	*1.299*	*2.362*	*1.575*	*2.480*	*1160*		
	C5	7	1	2	C5-390B.55-40 050	50.0	50.0	23.0	50.0	50.0	63.0	80	1.12	1
						1.969	*1.969*	*.906*	*1.969*	*1.969*	*2.480*	*1160*		
	C5	7	1	2	C5-390B.55-40 090	50.0	90.0	63.0	90.0	50.0	63.0	80	1.70	1
						1.969	*3.543*	*2.480*	*3.543*	*1.969*	*2.480*	*1160*		
	C6	7	1	1	C6-390B.55-40 075	63.0	75.0	75.0		63.0		80	1.71	1
						2.480	*2.953*	*2.953*		*2.480*		*1160*		
50	C3	7	1	2	C3-390B.58-50 040	32.0	40.0	2.0	40.0	32.0	100.0	80	3.55	1
						1.260	*1.575*	*.079*	*1.575*	*1.260*	*3.937*	*1160*		
	C3	7	1	2	C3-390B.58-50 070	32.0	70.0	32.0	70.0	32.0	100.0	80	3.68	1
						1.260	*2.756*	*1.260*	*2.756*	*1.260*	*3.937*	*1160*		
	C4	7	1	2	C4-390B.58-50 040	40.0	40.0	2.0	40.0	40.0	100.0	80	3.53	1
						1.575	*1.575*	*.079*	*1.575*	*1.575*	*3.937*	*1160*		
	C4	7	1	2	C4-390B.58-50 070	40.0	70.0	32.0	70.0	40.0	100.0	80	3.76	1
						1.575	*2.756*	*1.260*	*2.756*	*1.575*	*3.937*	*1160*		
	C5	7	1	2	C5-390B.58-50 040	50.0	40.0	2.0	40.0	50.0	100.0	80	3.44	1
						1.969	*1.575*	*.079*	*1.575*	*1.969*	*3.937*	*1160*		
	C5	7	1	2	C5-390B.58-50 080	50.0	80.0	42.0	80.0	50.0	100.0	80	3.97	1
						1.969	*3.150*	*1.654*	*3.150*	*1.969*	*3.937*	*1160*		
	C6	7	1	2	C6-390B.58-50 050	63.0	50.0	12.0	50.0	63.0	100.0	80	3.50	1
						2.480	*1.969*	*.472*	*1.969*	*2.480*	*3.937*	*1160*		
	C6	7	1	2	C6-390B.58-50 100	63.0	100.0	62.0	100.0	63.0	100.0	80	4.60	1
						2.480	*3.937*	*2.441*	*3.937*	*2.480*	*3.937*	*1160*		
	C8	7	1	2	C8-390B.58-50 070	80.0	70.0	32.0	70.0	80.0	100.0	80	4.04	1
						3.150	*2.756*	*1.260*	*2.756*	*3.150*	*3.937*	*1160*		
	C8	7	1	2	C8-390B.58-50 120	80.0	120.0	72.0	120.0	80.0	100.0	80	5.88	1
						3.150	*4.724*	*2.835*	*4.724*	*3.150*	*3.937*	*1160*		
	C10	7	1	1	C10-390B.58-50 140	100.0	140.0	140.0		100.0		80	7.63	0
						3.937	*5.512*	*5.512*		*3.937*		*1160*		
60	C8	1	1	2	C8-390.58-60 120	80.0	120.0	72.0	120.0	80.0	155.0	80	14.84	0
						3.150	*4.724*	*2.835*	*4.724*	*3.150*	*6.102*	*1160*		
	C10	1	1	2	C10-390.58-60 080	100.0	80.0	32.0	80.0	100.0	155.0	80	12.92	0
						3.937	*3.150*	*1.260*	*3.150*	*3.937*	*6.102*	*1160*		

Todos los portaherramientas se entregan con un tornillo estándar sin agujero para refrigerante.
Para fresas con canales para refrigerante, es necesario un nuevo tornillo con agujeros radiales que puede solicitarse por separado.
Consulte la página P13

P43 P11 Q1 Q35

MAS-BT 403 a adaptador Coromant Capto®

Polígono rotado 90° para una mayor precisión del control de la punta de la herramienta

Diseñado para las series de máquinas -e de Mazak™ y Mori Seiki NT™

DSGN 2

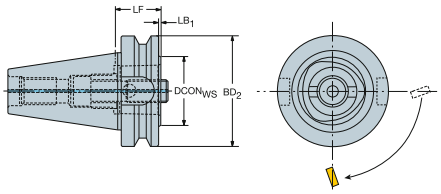

CZC$_{MS}$	CZC$_{WS}$	CNSC	CXSC	DSGN	Código de pedido	Dimensiones, mm, pulg. DCON$_{WS}$	LF	LB$_1$	LB$_2$	BD$_1$	BD$_2$	CP Bar/PSI	Kg
40	C5	1	1	2	**C5-390.605-40 030**	50.0	30.0	3.0	30.0	50.0	63.0	80	0.88
						1.969	*1.181*	*.118*	*1.181*	*1.969*	*2.480*	*1160*	
50	C6	1	1	2	**C6-390.605-50 040**	63.0	40.0	2.0	40.0	63.0	100.0	80	3.22
						2.480	*1.575*	*.079*	*1.575*	*2.480*	*3.937*	*1160*	
	C8	1	1	2	**C8-390.605-50 070**	80.0	70.0	32.0	70.0	80.0	100.0	80	4.00
						3.150	*2.756*	*1.260*	*2.756*	*3.150*	*3.937*	*1160*	

P43 Q1 Q35

MAS-BT 403 a Coromant EH, adaptador

Adaptador del lado de la máquina compatible con JIS B 6339

DSGN 15

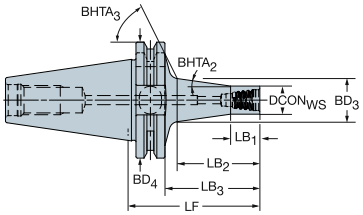

7

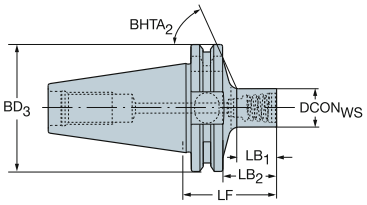

Versión métrica

						Dimensiones, mm, pulg.											CP Bar/PSI	Kg		
CZC_{MS}	CZC_{WS}	CNSC	CXSC	DSGN	Código de pedido	$DCON_{WS}$	LF	LB_1	LB_2	LB_3	LB_4	BD_1	BD_2	BD_3	BD_4	$BHTA_2$			BBD	RPMX
30	E10	1	1	7	392.55EH-30 10 044	9.6	44.0	13.3	22.0	44.0		9.6	9.6	46.0		65°	80	0.42	1	25000
						.378	*1.732*	*.524*	*.866*	*1.732*		*.378*	*.378*	*1.811*			*1160*			
	E10	1	1	15	392.55EH-30 10 057	9.6	57.0	10.0	27.6	35.0	57.0	9.6	9.6	14.6	46.0	7°	80	0.44	1	25000
						.378	*2.244*	*.394*	*1.087*	*1.378*	*2.244*	*.378*	*.378*	*.575*	*1.811*		*1160*			
	E12	1	1	7	392.55EH-30 12 046	11.6	46.0	15.6	24.0	46.0		11.6	11.6	46.0		64°	80	0.42	1	25000
						.457	*1.811*	*.614*	*.945*	*1.811*		*.457*	*.457*	*1.811*			*1160*			
	E12	1	1	15	392.55EH-30 12 063	11.6	63.0	12.0	34.1	41.0	63.0	11.6	11.6	17.8	46.0	8°	80	0.45	1	25000
						.457	*2.480*	*.472*	*1.343*	*1.614*	*2.480*	*.457*	*.457*	*.701*	*1.811*		*1160*			
	E16	1	1	7	392.55EH-30 16 041	15.4	41.3	8.0	19.3	41.3		15.4	15.4	46.0		49°	80	0.44	1	25000
						.606	*1.626*	*.315*	*.760*	*1.626*		*.606*	*.606*	*1.811*			*1160*			
	E16	1	1	7	392.55EH-30 16 052	15.4	52.0	22.1	30.0	52.0		15.4	15.4	46.0		63°	80	0.44	1	25000
						.606	*2.047*	*.870*	*1.181*	*2.047*		*.606*	*.606*	*1.811*			*1160*			
	E16	1	1	7	392.55EH-30 16 056	15.4	56.3	16.0	34.3	56.3		15.4	15.4	46.0		35°	80	0.48	1	25000
						.606	*2.217*	*.630*	*1.350*	*2.217*		*.606*	*.606*	*1.811*			*1160*			
	E16	1	1	15	392.55EH-30 16 074	15.4	74.0	16.0	45.9	52.0	74.0	15.4	15.4	23.8	46.0	8°	80	0.50	1	25000
						.606	*2.913*	*.630*	*1.807*	*2.047*	*2.913*	*.606*	*.606*	*.937*	*1.811*		*1160*			
	E20	1	1	7	392.55EH-30 20 049	19.2	49.0	19.6	27.0	49.0		19.2	19.2	46.0		61°	80	0.44	1	25000
						.756	*1.929*	*.772*	*1.063*	*1.929*		*.756*	*.756*	*1.811*			*1160*			
	E20	1	1	7	392.55EH-30 20 069	19.2	68.7	25.0	34.7	68.7		19.2	19.2	46.0		27°	80	0.52	1	25000
						.756	*2.705*	*.984*	*1.366*	*2.705*		*.756*	*.756*	*1.811*			*1160*			
	E20	1	1	15	392.55EH-30 20 086	19.2	86.0	20.0	58.7	64.0	86.0	19.2	19.2	30.1	46.0	8°	80	0.59	1	25000
						.756	*3.386*	*.787*	*2.311*	*2.520*	*3.386*	*.756*	*.756*	*1.185*	*1.811*		*1160*			
	E25	1	1	7	392.55EH-30 25 054	24.1	54.0	25.2	32.0	54.0		24.1	24.1	46.0		58°	80	0.48	1	25000
						.949	*2.126*	*.992*	*1.260*	*2.126*		*.949*	*.949*	*1.811*			*1160*			
	E25	1	1	15	392.55EH-30 25 077	24.1	77.0	25.0	49.9	55.0	77.0	24.1	24.1	31.1	46.0	8°	80	0.59	1	25000
						.949	*3.032*	*.984*	*1.965*	*2.165*	*3.032*	*.949*	*.949*	*1.224*	*1.811*		*1160*			
40	E10	1	1	7	392.55EH-40 10 051	9.6	51.0	13.0	24.0	51.0		9.6	9.6	63.0		67°	80	1.07	1	18000
						.378	*2.008*	*.512*	*.945*	*2.008*		*.378*	*.378*	*2.480*			*1160*			
	E10	1	1	15	392.55EH-40 10 065	9.6	65.0	10.0	28.4	38.0	65.0	9.6	9.6	14.8	63.0	8°	80	1.08	1	18000
						.378	*2.559*	*.394*	*1.118*	*1.496*	*2.559*	*.378*	*.378*	*.583*	*2.480*		*1160*			
	E12	1	1	7	392.55EH-40 12 054	11.6	54.0	16.3	27.0	54.0		11.6	11.6	63.0		67°	80	1.07	1	18000
						.457	*2.126*	*.642*	*1.063*	*2.126*		*.457*	*.457*	*2.480*			*1160*			
	E12	1	1	15	392.55EH-40 12 070	11.6	70.0	12.0	33.8	43.0	70.0	11.6	11.6	17.7	63.0	8°	80	1.10	1	18000
						.457	*2.756*	*.472*	*1.331*	*1.693*	*2.756*	*.457*	*.457*	*.697*	*2.480*		*1160*			
	E16	1	1	7	392.55EH-40 16 060	15.4	60.0	22.8	33.0	60.0		15.4	15.4	63.0		66°	80	1.09	1	18000
						.606	*2.362*	*.898*	*1.299*	*2.362*		*.606*	*.606*	*2.480*			*1160*			
	E16	1	1	15	392.55EH-40 16 081	15.4	81.0	16.0	45.6	54.0	81.0	15.4	15.4	23.7	63.0	8°	80	1.15	1	18000
						.606	*3.189*	*.630*	*1.795*	*2.126*	*3.189*	*.606*	*.606*	*.933*	*2.480*		*1160*			
	E20	1	1	7	392.55EH-40 20 056	19.2	56.0	19.3	29.0	56.0		19.2	19.2	63.0		66°	80	1.11	1	18000
						.756	*2.205*	*.760*	*1.142*	*2.205*		*.756*	*.756*	*2.480*			*1160*			
	E20	1	1	15	392.55EH-40 20 094	19.2	94.0	20.0	59.5	67.0	94.0	19.2	19.2	30.3	63.0	8°	80	1.24	1	18000
						.756	*3.701*	*.787*	*2.343*	*2.638*	*3.701*	*.756*	*.756*	*1.193*	*2.480*		*1160*			
	E25	1	1	7	392.55EH-40 25 062	24.1	62.0	26.0	35.0	62.0		24.1	24.1	63.0		65°	80	1.13	1	18000
						.949	*2.441*	*1.024*	*1.378*	*2.441*		*.949*	*.949*	*2.480*			*1160*			
	E25	1	1	15	392.55EH-40 25 108	24.1	108.0	25.0	74.5	81.0	108.0	24.1	24.1	38.0	63.0	8°	80	1.42	1	18000
						.949	*4.252*	*.984*	*2.933*	*3.189*	*4.252*	*.949*	*.949*	*1.496*	*2.480*		*1160*			

P11 Q1 Q35 Q30

MAS-BT 403 a adaptador de eje

Adaptador del lado de la máquina compatible con JIS B 6339

DSGN 1

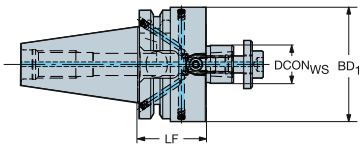

2

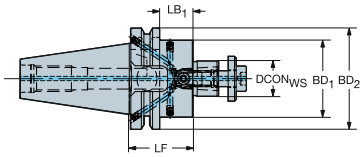

Guía métrica

CZC$_{MS}$	CZC$_{WS}$	CNSC	CXSC	DSGN	Código de pedido	Dimensiones, mm, pulg. DBC	DCON$_{WS}$	LF	LB$_1$	LB$_2$	BD$_1$	BD$_2$	CP Bar/PSI	Kg	BBD
30	16	1	1	2	A205-30 16 035		16.0	35.0	13.0	35.0	36.0	46.0	80	0.41	1
							.630	*1.378*	*.512*	*1.378*	*1.417*	*1.811*	*1160*		
	22	1	1	2	A205-30 22 035		22.0	35.0	13.0	35.0	42.0	46.0	80	0.41	1
							.866	*1.378*	*.512*	*1.378*	*1.654*	*1.811*	*1160*		
	27	1	1	2	A205-30 27 035		27.0	35.0	13.0	35.0	42.0	46.0	80	0.41	1
							1.063	*1.378*	*.512*	*1.378*	*1.654*	*1.811*	*1160*		
	32	1	1	1	A205-30 32 050		32.0	50.0	50.0		78.0		80	1.15	1
							1.260	*1.969*	*1.969*		*3.071*		*1160*		
40	16	7	1	2	A2B05-40 16 035		16.0	35.0	8.0	35.0	36.0	63.0	80	0.80	1
							.630	*1.378*	*.315*	*1.378*	*1.417*	*2.480*	*1160*		
	16	7	1	2	A2B05-40 16 100		16.0	100.0	73.0	100.0	36.0	63.0	80	1.60	1
							.630	*3.937*	*2.874*	*3.937*	*1.417*	*2.480*	*1160*		
	22	7	1	2	A2B05-40 22 035		22.0	35.0	8.0	35.0	48.0	63.0	80	1.05	1
							.866	*1.378*	*.315*	*1.378*	*1.890*	*2.480*	*1160*		
	22	7	1	2	A2B05-40 22 100		22.0	100.0	73.0	100.0	48.0	63.0	80	1.60	1
							.866	*3.937*	*2.874*	*3.937*	*1.890*	*2.480*	*1160*		
	27	7	1	2	A2B05-40 27 035		27.0	35.0	8.0	35.0	48.0	63.0	80	1.05	1
							1.063	*1.378*	*.315*	*1.378*	*1.890*	*2.480*	*1160*		
	27	7	1	2	A2B05-40 27 100		27.0	100.0	73.0	100.0	60.0	63.0	80	2.13	1
							1.063	*3.937*	*2.874*	*3.937*	*2.362*	*2.480*	*1160*		
	32	7	1	1	A2B05-40 32 065		32.0	65.0	65.0		78.0		80	1.60	1
							1.260	*2.559*	*2.559*		*3.071*		*1160*		
	40S	7	1	1	A2B05-40 40 070	66.7	40.0	70.0	70.0		87.0		80	1.60	1
						2.626	*1.575*	*2.756*	*2.756*		*3.425*		*1160*		
50	22	7	1	2	A2B05-50 22 055		22.0	55.0	11.0	55.0	48.0	100.0	80	3.00	1
							.866	*2.165*	*.433*	*2.165*	*1.890*	*3.937*	*1160*		
	22	7	1	2	A2B05-50 22 100		22.0	100.0	56.0	100.0	48.0	100.0	80	3.00	1
							.866	*3.937*	*2.205*	*3.937*	*1.890*	*3.937*	*1160*		
	27	7	1	2	A2B05-50 27 055		27.0	55.0	12.0	55.0	60.0	100.0	80	3.00	1
							1.063	*2.165*	*.472*	*2.165*	*2.362*	*3.937*	*1160*		
	27	7	1	2	A2B05-50 27 100		27.0	100.0	57.0	100.0	60.0	100.0	80	4.70	1
							1.063	*3.937*	*2.244*	*3.937*	*2.362*	*3.937*	*1160*		
	32	7	1	2	A2B05-50 32 055		32.0	55.0	17.0	55.0	78.0	100.0	80	2.99	1
							1.260	*2.165*	*.669*	*2.165*	*3.071*	*3.937*	*1160*		
	32	7	1	2	A2B05-50 32 100		32.0	100.0	62.0	100.0	78.0	100.0	80	4.67	1
							1.260	*3.937*	*2.441*	*3.937*	*3.071*	*3.937*	*1160*		
	40S	7	1	2	A2B05-50 40 055	66.7	40.0	55.0	17.0	55.0	89.0	100.0	80	4.70	1
						2.626	*1.575*	*2.165*	*.669*	*2.165*	*3.504*	*3.937*	*1160*		
	60	7	1	1	A2F05-50 60 080	101.6	60.0	80.0	80.0		127.0		80	4.70	1
						4.000	*2.362*	*3.150*	*3.150*		*5.000*		*1160*		

P11 Q1 Q35 Q31

MAS-BT 403 a adaptador de eje

Adaptador del lado de la máquina compatible con JIS B 6339

DSGN 1

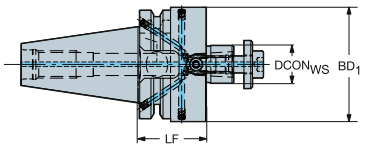

2

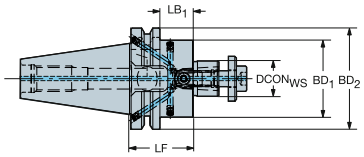

Guía en pulgadas

CZC$_{MS}$	CZC$_{WS}$	CNSC	CXSC	DSGN	Código de pedido	Dimensiones, mm, pulg. DCON$_{WS}$	LF	LB$_1$	LB$_2$	BD$_1$	BD$_2$	CP Bar/PSI	Kg	BBD
30	3/4	1	1	2	AA205-30 19 030	19.1	30.2	8.1	30.1	44.5	46.0	80	0.50	1
						.750	*1.190*	*.322*	*1.187*	*1.750*	*1.811*	*1160*		
	1	1	1	1	AA205-30 25 045	25.4	45.0	44.9		57.2		80	1.00	1
						1.000	*1.770*	*1.770*		*2.250*		*1160*		
40	3/4	7	1	2	AA2B05-40 19 051	19.1	50.8	23.8	50.8	44.5	63.0	80	1.29	1
						.750	*2.000*	*.937*	*2.000*	*1.750*	*2.480*	*1160*		
	1	7	1	2	AA2B05-40 25 051	25.4	50.8	23.8	50.8	57.2	63.0	80	1.29	1
						1.000	*2.000*	*.937*	*2.000*	*2.252*	*2.480*	*1160*		
	1 1/4	7	1	1	AA2B05-40 32 057	31.8	57.2	57.1		69.9		80	1.59	1
						1.250	*2.250*	*2.250*		*2.750*		*1160*		
	1 1/2	7	1	1	AA2B05-40 38 057	38.1	57.2	57.1		95.3		80	2.12	1
						1.500	*2.250*	*2.250*		*3.750*		*1160*		

P11

ISO 13399 Q1

CNSC CXSC Q35

C3 – D C Q31

MAS-BT 403 a adaptador de eje de fresa de tres cortes y planear

Adaptador del lado de la máquina compatible con JIS B 6339

DSGN 1

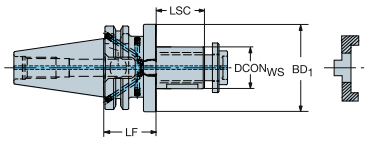

2

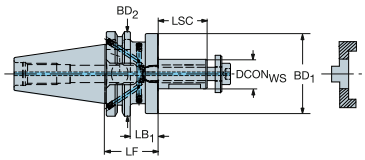

Guía métrica

CZC$_{MS}$	CZC$_{WS}$	CNSC	CXSC	DSGN	Código de pedido	Dimensiones, mm, pulg. DCON$_{WS}$	LSC	LF	LB$_1$	LB$_2$	BD$_1$	BD$_2$	CP Bar/PSI	Kg	BBD
30	16	1	1	2	A208-30 16 045	16.0	27	35.0	13.0	35.0	32.0	46.0	80	0.47	1
						.630	*1.063*	*1.378*	*.512*	*1.378*	*1.260*	*1.811*	*1160*		
	22	1	1	2	A208-30 22 047	22.0	31	35.0	13.0	35.0	40.0	46.0	80	0.56	1
						.866	*1.220*	*1.378*	*.512*	*1.378*	*1.575*	*1.811*	*1160*		
	27	1	1	1	A208-30 27 050	27.0	33	38.0	38.0		48.0		80	0.67	1
						1.063	*1.299*	*1.496*	*1.496*		*1.890*		*1160*		
40	22	7	1	2	A2B08-40 22 055	22.0	31	43.0	12.0	43.0	40.0	63.0	80	1.34	1
						.866	*1.220*	*1.693*	*.472*	*1.693*	*1.575*	*2.480*	*1160*		
	27	7	1	2	A2B08-40 27 055	27.0	33	43.0	15.0	43.0	48.0	63.0	80	1.50	1
						1.063	*1.299*	*1.693*	*.591*	*1.693*	*1.890*	*2.480*	*1160*		
	32	7	1	2	A2B08-40 32 060	32.0	38	46.0	18.0	46.0	58.0	63.0	80	1.85	1
						1.260	*1.496*	*1.811*	*.709*	*1.811*	*2.283*	*2.480*	*1160*		
	40	7	1	1	A2B08-40 40 070	40.0	41	56.0	56.0		70.0		80	2.29	1
						1.575	*1.614*	*2.205*	*2.205*		*2.756*		*1160*		

P34 P11 Q1 Q35 Q31

MAS-BT 403 a adaptador VL

Adaptador del lado de la máquina compatible con JIS B 6339



DSGN 2

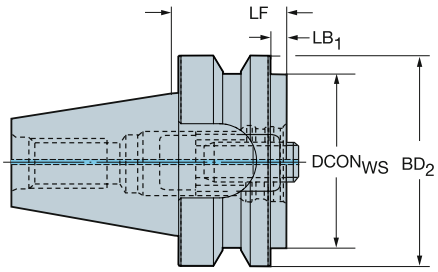

CZC$_{MS}$	CZC$_{WS}$	CNSC	CXSC	DSGN	Código de pedido	Dimensiones, mm, pulg. DCON$_{WS}$	LF	LB$_1$	LB$_2$	BD$_1$	BD$_2$	CP Bar/PSI	Kg
50	80	1	1	2	**390.58-50 80 040**	80.0	40.0	2.0	40.0	80.0	100.0	20	4.30
						3.150	*1.575*	*.079*	*1.575*	*3.150*	*3.937*	*290*	

P42

P11

ISO 13399 Q1

CNSC CXSC Q35

MAS-BT 403 a Weldon, adaptador

Adaptador del lado de la máquina compatible con JIS B 6339

Adaptador del lado de la pieza DIN 6535-HB y DIN 1835-B

DSGN 14

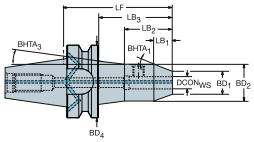

3

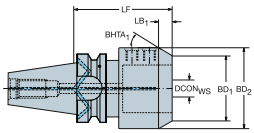

6

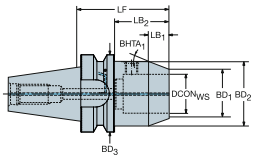

Agujero métrico

CZC_{MS}	CZC_{WS}	CNSC	CXSC	DSGN	Código de pedido	Dimensiones, mm, pulg. $DCON_{WS}$	LF	LB_1	LB_2	LB_3	LB_4	BD_1	BD_2	BD_3	BD_4	$BHTA_1$	CP Bar/PSI	Kg	BBD
30	6	1	1	6	A2B20-30 06 050	6.0	50.0	10.4	28.0	50.0		14.8	24.5	46.0		25°	20	0.49	1
						.236	*1.969*	*.409*	*1.102*	*1.969*		*.583*	*.965*	*1.811*			*290*		
	8	1	1	6	A2B20-30 08 050	8.0	50.0	8.2	28.0	50.0		20.0	27.5	46.0		25°	20	0.50	1
						.315	*1.969*	*.323*	*1.102*	*1.969*		*.787*	*1.083*	*1.811*			*290*		
	10	1	1	6	A2B20-30 10 050	10.0	50.0	10.4	28.0	50.0		24.8	34.5	46.0		25°	20	0.50	1
						.394	*1.969*	*.409*	*1.102*	*1.969*		*.976*	*1.358*	*1.811*			*290*		
	12	1	1	6	A2B20-30 12 052	12.0	52.0	12.6	30.0	52.0		29.8	41.5	46.0		25°	20	0.57	1
						.472	*2.047*	*.496*	*1.181*	*2.047*		*1.173*	*1.634*	*1.811*			*290*		
	16	1	1	3	A2B20-30 16 063	16.0	63.0	12.6	63.0			35.8	47.5			25°	20	0.70	1
						.630	*2.480*	*.496*	*2.480*			*1.409*	*1.870*				*290*		
	20	1	1	3	A2B20-30 20 063	20.0	63.0	12.6	63.0			39.8	51.5			25°	20	0.70	1
						.787	*2.480*	*.496*	*2.480*			*1.567*	*2.028*				*290*		
40	6	7	1	6	A2B20-40 06 050	6.0	50.0	11.0	23.0	50.0		12.1	25.0	63.0		30°	20	0.81	1
						.236	*1.969*	*.433*	*.906*	*1.969*		*.476*	*.984*	*2.480*			*290*		
	6	7	1	6	A2B20-40 06 100	6.0	100.0	11.0	73.0	100.0		12.1	25.0	63.0		30°	20	1.06	1
						.236	*3.937*	*.433*	*2.874*	*3.937*		*.476*	*.984*	*2.480*			*290*		
	8	7	1	6	A2B20-40 08 050	8.0	50.0	11.0	23.0	50.0		15.3	28.0	63.0		30°	20	0.81	1
						.315	*1.969*	*.433*	*.906*	*1.969*		*.602*	*1.102*	*2.480*			*290*		
	8	7	1	6	A2B20-40 08 100	8.0	100.0	11.0	73.0	100.0		15.1	28.0	63.0		30°	20	1.06	1
						.315	*3.937*	*.433*	*2.874*	*3.937*		*.594*	*1.102*	*2.480*			*290*		
	10	7	1	6	A2B20-40 10 063	10.0	63.0	13.0	36.0	63.0		19.8	35.0	63.0		30°	20	1.06	1
						.394	*2.480*	*.512*	*1.417*	*2.480*		*.780*	*1.378*	*2.480*			*290*		
	10	7	1	6	A2B20-40 10 100	10.0	100.0	13.0	73.0	100.0		19.8	35.0	63.0		30°	20	1.30	1
						.394	*3.937*	*.512*	*2.874*	*3.937*		*.780*	*1.378*	*2.480*			*290*		
	12	7	1	6	A2B20-40 12 063	12.0	63.0	13.0	36.0	63.0		26.8	42.0	63.0		30°	20	1.06	1
						.472	*2.480*	*.512*	*1.417*	*2.480*		*1.055*	*1.654*	*2.480*			*290*		
	12	7	1	6	A2B20-40 12 100	12.0	100.0	13.0	73.0	100.0		26.8	42.0	63.0		30°	20	1.60	1
						.472	*3.937*	*.512*	*2.874*	*3.937*		*1.055*	*1.654*	*2.480*			*290*		
	16	7	1	6	A2B20-40 16 063	16.0	63.0	13.0	36.0	63.0		32.8	48.0	63.0		30°	20	1.06	1
						.630	*2.480*	*.512*	*1.417*	*2.480*		*1.291*	*1.890*	*2.480*			*290*		
	16	7	1	6	A2B20-40 16 100	16.0	100.0	13.0	73.0	100.0		32.8	48.0	63.0		30°	20	1.60	1
						.630	*3.937*	*.512*	*2.874*	*3.937*		*1.291*	*1.890*	*2.480*			*290*		
	20	7	1	6	A2B20-40 20 063	20.0	63.0	13.0	36.0	63.0		36.8	52.0	63.0		30°	20	1.30	1
						.787	*2.480*	*.512*	*1.417*	*2.480*		*1.449*	*2.047*	*2.480*			*290*		
	20	7	1	6	A2B20-40 20 100	20.0	100.0	13.0	73.0	100.0		36.8	52.0	63.0		30°	20	1.60	1
						.787	*3.937*	*.512*	*2.874*	*3.937*		*1.449*	*2.047*	*2.480*			*290*		
	25	7	1	6	A2B20-40 25 090	25.0	90.0	13.0	63.0	90.0		43.8	59.0	63.0		30°	20	2.14	1
						.984	*3.543*	*.512*	*2.480*	*3.543*		*1.724*	*2.323*	*2.480*			*290*		
	25	7	1	6	A2B20-40 25 160	25.0	160.0	13.0	133.0	160.0		43.8	59.0	63.0		30°	20	3.00	1
						.984	*6.299*	*.512*	*5.236*	*6.299*		*1.724*	*2.323*	*2.480*			*290*		
	32	7	1	3	A2B20-40 32 100	32.0	100.0	12.0	100.0			58.0	72.0			30°	20	2.14	1
						1.260	*3.937*	*.472*	*3.937*			*2.283*	*2.835*				*290*		

P11 Q1 Q35 Q31

MAS-BT 403 a Weldon, adaptador

Adaptador del lado de la máquina compatible con JIS B 6339

Adaptador del lado de la pieza DIN 6535-HB y DIN 1835-B

DSGN 14

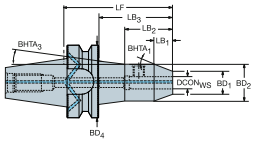

3

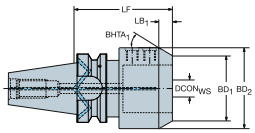

6

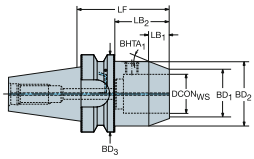

Agujero métrico

CZC_{MS}	CZC_{WS}	CNSC	CXSC	DSGN	Código de pedido	Dimensiones, mm, pulg. $DCON_{WS}$	LF	LB_1	LB_2	LB_3	LB_4	BD_1	BD_2	BD_3	BD_4	$BHTA_1$	CP Bar/PSI	Kg	BBD
50	6	7	1	6	A2B20-50 06 063	6.0	63.0	11.0	19.0	63.0		12.1	25.0	100.0		30°	20	3.01	1
						.236	*2.480*	*.433*	*.748*	*2.480*		*.476*	*.984*	*3.937*			*290*		
	8	7	1	6	A2B20-50 08 063	8.0	63.0	11.0	19.0	63.0		15.1	28.0	100.0		30°	20	3.04	1
						.315	*2.480*	*.433*	*.748*	*2.480*		*.594*	*1.102*	*3.937*			*290*		
	10	7	1	6	A2B20-50 10 070	10.0	70.0	13.0	26.0	70.0		19.8	35.0	100.0		30°	20	3.06	1
						.394	*2.756*	*.512*	*1.024*	*2.756*		*.780*	*1.378*	*3.937*			*290*		
	12	7	1	6	A2B20-50 12 080	12.0	80.0	13.0	36.0	80.0		26.8	42.0	100.0		30°	20	3.06	1
						.472	*3.150*	*.512*	*1.417*	*3.150*		*1.055*	*1.654*	*3.937*			*290*		
	16	7	1	6	A2B20-50 16 080	16.0	80.0	13.0	36.0	80.0		32.8	48.0	100.0		30°	20	3.06	1
						.630	*3.150*	*.512*	*1.417*	*3.150*		*1.291*	*1.890*	*3.937*			*290*		
	20	7	1	6	A2B20-50 20 080	20.0	80.0	13.0	36.0	80.0		36.8	52.0	100.0		30°	20	3.06	1
						.787	*3.150*	*.512*	*1.417*	*3.150*		*1.449*	*2.047*	*3.937*			*290*		
	20	7	1	6	A2B20-50 20 100	20.0	100.0	13.0	56.0	100.0		36.8	52.0	100.0		30°	20	3.07	1
						.787	*3.937*	*.512*	*2.205*	*3.937*		*1.449*	*2.047*	*3.937*			*290*		
	25	7	1	6	A2B20-50 25 100	25.0	100.0	13.0	62.0	100.0		49.8	65.0	100.0		30°	20	3.07	1
						.984	*3.937*	*.512*	*2.441*	*3.937*		*1.961*	*2.559*	*3.937*			*290*		
	25	7	1	14	A2B20-50 25 160	25.0	160.0	13.0	67.0	122.0	160.0	49.8	65.0	65.0	100.0	30°	20	4.70	1
						.984	*6.299*	*.512*	*2.638*	*4.803*	*6.299*	*1.961*	*2.559*	*2.559*	*3.937*		*290*		
	32	7	1	6	A2B20-50 32 105	32.0	105.0	12.0	67.0	105.0		58.0	72.0	100.0		30°	20	4.70	1
						1.260	*4.134*	*.472*	*2.638*	*4.134*		*2.283*	*2.835*	*3.937*			*290*		
	32	7	1	6	A2B20-50 32 160	32.0	160.0	12.0	122.0	160.0		58.0	72.0	100.0		30°	20	4.70	1
						1.260	*6.299*	*.472*	*4.803*	*6.299*		*2.283*	*2.835*	*3.937*			*290*		
	40	7	1	6	A2B20-50 40 115	40.0	115.0	15.0	77.0	115.0		60.5	78.0	100.0		30°	20	4.70	1
						1.575	*4.528*	*.591*	*3.032*	*4.528*		*2.382*	*3.071*	*3.937*			*290*		

P11 ISO 13399 Q1 CNSC CXSC Q35 C3 – D C Q31

MAS-BT 403 a Weldon, adaptador

Versión corta

Adaptador del lado de la máquina compatible con JIS B 6339

DSGN 3

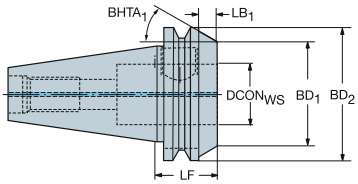

6

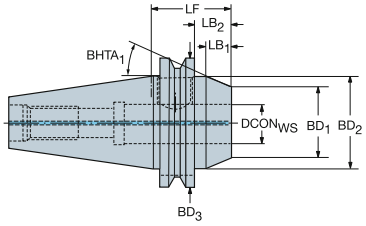

Agujero métrico

CZC_{MS}	CZC_{WS}	CNSC	CXSC	DSGN	Código de pedido	Dimensiones, mm, pulg. $DCON_{WS}$	LF	LB_1	LB_2	LB_3	BD_1	BD_2	BD_3	$BHTA_1$	CP Bar/PSI	Kg	BBD
40	16	1	1	3	**A2X20-40 16 035**	16.0	35.0	8.0	35.0		38.6	63.0		30°	20	0.81	1
						.630	*1.378*	*.315*	*1.378*		*1.520*	*2.480*			*290*		
	18	1	1	3	**A2X20-40 18 035**	18.0	35.0	8.0	35.0		40.6	63.0		30°	20	0.81	1
						.709	*1.378*	*.315*	*1.378*		*1.598*	*2.480*			*290*		
	20	1	1	3	**A2X20-40 20 035**	20.0	35.0	8.0	35.0		42.8	63.0		30°	20	0.81	1
						.787	*1.378*	*.315*	*1.378*		*1.685*	*2.480*			*290*		
	25	1	1	6	**A2X20-40 25 060**	25.0	60.0	10.0	33.0	60.0	47.4	59.0	63.0	30°	20	1.30	1
						.984	*2.362*	*.394*	*1.299*	*2.362*	*1.866*	*2.323*	*2.480*		*290*		
	32	1	1	6	**A2X20-40 32 065**	32.0	65.0	12.0	38.0	65.0	45.1	59.0	63.0	30°	20	1.60	1
						1.260	*2.559*	*.472*	*1.496*	*2.559*	*1.776*	*2.323*	*2.480*		*290*		

P11 Q1 Q35 Q31

MAS-BT 403 a Weldon, adaptador

Adaptador del lado de la máquina compatible con JIS B 6339

Adaptador del lado de la pieza ANSI B94.19

DSGN 3

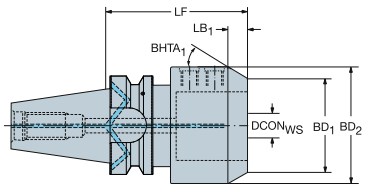

DSGN 6

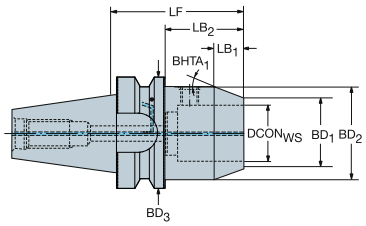

Agujero en pulgadas

CZC_{MS}	CZC_{WS}	CNSC	CXSC	DSGN	Código de pedido	Dimensiones, mm, pulg. $DCON_{WS}$	LF	LB_1	LB_2	LB_3	BD_1	BD_2	BD_3	$BHTA_1$	CP Bar/PSI	Kg	BBD
30	1/8	1	1	6	AA220-30 03 060	3.2	60.5	2.8	38.3	60.3	15.7	19.1	46.0	30°	20	0.50	1
						.125	*2.380*	*.110*	*1.510*	*2.375*	*.618*	*.750*	*1.811*		*290*		
	1/4	1	1	6	AA220-30 06 060	6.4	60.5	6.4	38.3	60.3	13.2	20.6	46.0	30°	20	0.50	1
						.250	*2.380*	*.252*	*1.510*	*2.375*	*.520*	*.810*	*1.811*		*290*		
	3/8	1	1	6	AA220-30 09 060	9.5	60.5	9.7	38.3	60.3	24.2	35.1	46.0	30°	20	0.59	1
						.375	*2.380*	*.382*	*1.510*	*2.375*	*.953*	*1.380*	*1.811*		*290*		
	1/2	1	1	6	AA220-30 13 060	12.7	60.5	9.7	38.3	60.3	23.9	35.1	46.0	30°	20	0.59	1
						.500	*2.380*	*.382*	*1.510*	*2.375*	*.941*	*1.380*	*1.811*		*290*		
40	3/8	7	1	6	AA2B20-40 09 057	9.5	57.2	2.8	30.2	57.2	19.8	25.4	63.0	45°	20	0.80	1
						.375	*2.250*	*.110*	*1.189*	*2.250*	*.780*	*1.000*	*2.480*		*290*		
	1/2	7	1	6	AA2B20-40 13 057	12.7	57.2	4.5	30.2	57.2	22.6	31.8	63.0	45°	20	1.05	1
						.500	*2.250*	*.177*	*1.189*	*2.250*	*.890*	*1.252*	*2.480*		*290*		
	5/8	7	1	6	AA2B20-40 16 057	15.9	57.2	5.8	30.2	57.2	26.4	38.1	63.0	45°	20	1.05	1
						.625	*2.250*	*.228*	*1.189*	*2.250*	*1.039*	*1.500*	*2.480*		*290*		
	3/4	7	1	6	AA2B20-40 19 086	19.1	85.7	7.6	58.8	85.7	29.2	44.4	63.5	45°	20	1.28	1
						.750	*3.375*	*.299*	*2.315*	*3.374*	*1.150*	*1.748*	*2.500*		*290*		
	1	7	1	6	AA2B20-40 25 101	25.4	101.6	7.6	74.6	101.6	35.6	50.8	63.5	45°	20	1.59	1
						1.000	*4.000*	*.299*	*2.937*	*4.000*	*1.402*	*2.000*	*2.500*		*290*		
	1 1/4	7	1	3	AA2B20-40 32 101	31.8	101.6	10.7	101.6		42.2	63.5		45°	20	2.12	1
						1.250	*4.000*	*.421*	*4.000*		*1.661*	*2.500*			*290*		

MAS-BT 403 a ISO 9766, adaptador

Adaptador del lado de la máquina compatible con JIS B 6339

DSGN 1

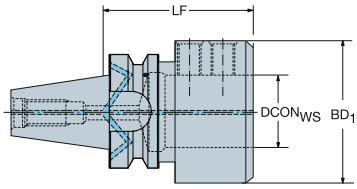

2

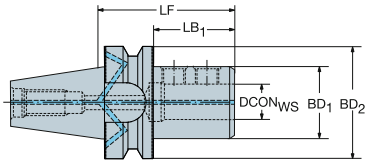

Agujero métrico

CZC_{MS}	CZC_{WS}	CNSC	CXSC	DSGN	Código de pedido	Dimensiones, mm, pulg. $DCON_{WS}$	LF	LB_1	LB_2	BD_1	BD_2	CP Bar/PSI	Kg	BBD
30	16	1	1	2	A227-30 16 080	16.0	80.0	58.0	80.0	36.0	46.0	20	0.20	1
						.630	*3.150*	*2.283*	*3.150*	*1.417*	*1.811*	*290*		
	20	1	1	2	A227-30 20 080	20.0	80.0	58.0	80.0	40.0	46.0	20	0.79	1
						.787	*3.150*	*2.283*	*3.150*	*1.575*	*1.811*	*290*		
	25	1	1	2	A227-30 25 085	25.0	85.0	61.0	85.0	45.0	46.0	20	0.89	1
						.984	*3.346*	*2.402*	*3.346*	*1.772*	*1.811*	*290*		
	32	1	1	1	A227-30 32 090	32.0	90.0	90.0		52.0		20	1.00	1
						1.260	*3.543*	*3.543*		*2.047*		*290*		
40	16	7	1	2	A2B27-40 16 070	16.0	70.0	43.0	70.0	36.0	63.0	20	1.06	1
						.630	*2.756*	*1.693*	*2.756*	*1.417*	*2.480*	*290*		
	20	7	1	2	A2B27-40 20 075	20.0	75.0	48.0	75.0	40.0	63.0	20	1.30	1
						.787	*2.953*	*1.890*	*2.953*	*1.575*	*2.480*	*290*		
	25	7	1	2	A2B27-40 25 080	25.0	80.0	53.0	80.0	45.0	63.0	20	1.30	1
						.984	*3.150*	*2.087*	*3.150*	*1.772*	*2.480*	*290*		
	32	7	1	2	A2B27-40 32 085	32.0	85.0	58.0	85.0	52.0	63.0	20	1.30	1
						1.260	*3.346*	*2.283*	*3.346*	*2.047*	*2.480*	*290*		
50	16	7	1	2	A2B27-50 16 080	16.0	80.0	42.0	80.0	36.0	100.0	20	3.02	1
						.630	*3.150*	*1.654*	*3.150*	*1.417*	*3.937*	*290*		
	20	7	1	2	A2B27-50 20 085	20.0	85.0	47.0	85.0	40.0	100.0	20	3.03	1
						.787	*3.346*	*1.850*	*3.346*	*1.575*	*3.937*	*290*		
	25	7	1	2	A2B27-50 25 090	25.0	90.0	52.0	90.0	45.0	100.0	20	3.04	1
						.984	*3.543*	*2.047*	*3.543*	*1.772*	*3.937*	*290*		
	32	7	1	2	A2B27-50 32 095	32.0	95.0	57.0	95.0	52.0	100.0	20	3.05	1
						1.260	*3.740*	*2.244*	*3.740*	*2.047*	*3.937*	*290*		
	40	7	1	2	A2B27-50 40 105	40.0	105.0	67.0	105.0	76.0	100.0	20	3.00	1
						1.575	*4.134*	*2.638*	*4.134*	*2.992*	*3.937*	*290*		
	50	7	1	2	A2B27-50 50 113	50.0	113.0	75.0	113.0	76.0	100.0	20	4.70	1
						1.969	*4.449*	*2.953*	*4.449*	*2.992*	*3.937*	*290*		

P11 Q1 Q35 Q31

MAS-BT 403 a ISO 9766, adaptador ajustable

Adaptador del lado de la máquina compatible con JIS B 6339

DSGN 1

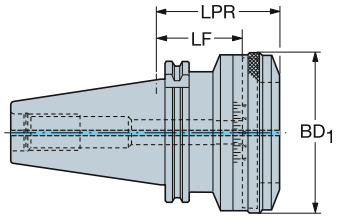

CZC_{MS}	CZC_{WS}	CNSC	CXSC	DSGN	Código de pedido	Dimensiones, mm, pulg. $DCON_{WS}$	LF	LB_1	BD_1	CP Bar/PSI	Kg
40	1	1	1	1	392.55277-40 01 055A	78.0	55.0	79.6	86.0	20	2.10
						3.071	*2.165*	*3.134*	*3.386*	*290*	
50	2	1	1	1	392.58277-50 02 063A	98.0	63.0	87.6	106.0	20	4.50
						3.858	*2.480*	*3.449*	*4.173*	*290*	
	3	1	1	1	392.58277-50 03 080B	136.0	80.0	90.0	140.0	20	14.80
						5.354	*3.150*	*3.543*	*5.512*	*290*	

P41

P11

ISO 13399 Q1

CNSC CXSC Q35

MAS-BT 403 a CoroChuck™ 930

Diseño de mecanizado pesado

Adaptador del lado de la máquina compatible con JIS B 6339

DSGN 3

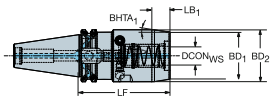

DSGN 6

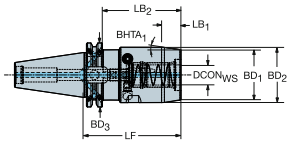

Agujero métrico

CZC$_{MS}$	CZC$_{WS}$	CNSC	CXSC	DSGN	Código de pedido	Dimensiones, mm, pulg. DCON$_{WS}$	LF	LB$_1$	LB$_2$	LB$_3$	BD$_1$	BD$_2$	BD$_3$	BHTA$_1$	CP Bar/PSI	Kg	BBD	RPMX
40	20	7	1	6	930-B40-HD-20-088	20.0	88.0	17.8	61.0	88.0	50.0	55.0	63.0	8°	80	1.97	1	18000
						.787	*3.465*	*.701*	*2.402*	*3.465*	*1.969*	*2.165*	*2.480*		*1160*			
	25	7	1	3	930-B40-HD-25-094	25.0	94.0	18.8	94.0		57.0	65.0		12°	80	2.45	1	18000
						.984	*3.701*	*.740*	*3.701*		*2.244*	*2.559*			*1160*			
50	20	7	1	6	930-B50-HD-20-102	20.0	102.0	17.8	64.0	102.0	50.0	55.0	100.0	8°	80	4.73	1	12000
						.787	*4.016*	*.701*	*2.520*	*4.016*	*1.969*	*2.165*	*3.937*		*1160*			
	25	7	1	6	930-B50-HD-25-106	25.0	106.0	18.8	68.0	106.0	57.0	65.0	100.0	12°	80	5.18	1	12000
						.984	*4.173*	*.740*	*2.677*	*4.173*	*2.244*	*2.559*	*3.937*		*1160*			
	32	7	1	6	930-B50-HD-32-096	32.0	96.0	18.8	58.0	96.0	68.0	76.0	100.0	12°	80	5.32	1	12000
						1.260	*3.780*	*.740*	*2.283*	*3.780*	*2.677*	*2.992*	*3.937*		*1160*			

Diseño delgado

Adaptador del lado de la máquina compatible con JIS B 6339

DSGN 20

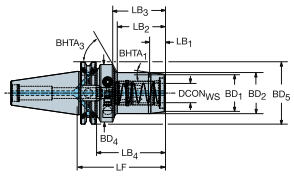

DSGN 3

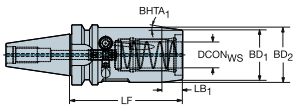

DSGN 6

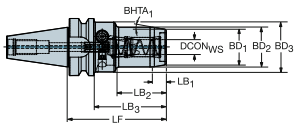

Agujero métrico

CZC$_{MS}$	CZC$_{WS}$	CNSC	CXSC	DSGN	Código de pedido	Dimensiones, mm, pulg. DCON$_{WS}$	LF	LB$_1$	LB$_2$	LB$_3$	LB$_4$	BD$_1$	BD$_2$	BD$_3$	BD$_4$	BHTA$_1$	CP Bar/PSI	Kg	BBD	RPMX
30	12	1	1	6	930-B30-S-12-085A	12.0	85.0	11.3	40.0	63.0		28.0	32.0	40.0		10°	80	0.90	1	25000
						.472	*3.346*	*.445*	*1.575*	*2.480*		*1.102*	*1.260*	*1.575*			*1160*			
	20	1	1	3	930-B30-S-20-094A	20.0	94.0	16.0	72.0			38.0	42.0			7°	80	1.08	1	25000
						.787	*3.701*	*.630*	*2.835*			*1.496*	*1.654*				*1160*			
40	12	7	1	20	930-B40-S-12-085	12.0	85.0	11.3	38.2	43.0	58.0	27.9	32.0	32.0	50.0	10°	80	1.44	1	18000
						.472	*3.346*	*.445*	*1.504*	*1.693*	*2.283*	*1.098*	*1.260*	*1.260*	*1.969*		*1160*			
	20	7	1	20	930-B40-S-20-094	20.0	94.0	16.0	49.2	52.2	67.0	37.9	42.0	42.0	50.0	7°	80	1.62	1	18000
						.787	*3.701*	*.630*	*1.937*	*2.055*	*2.638*	*1.492*	*1.654*	*1.654*	*1.969*		*1160*			
50	20	7	1	20	930-B50-S-20-108	20.0	108.0	16.0	49.2	52.2	70.0	37.9	42.0	42.0	50.0	7°	80	4.36	1	12000
						.787	*4.252*	*.630*	*1.937*	*2.055*	*2.756*	*1.492*	*1.654*	*1.654*	*1.969*		*1160*			

P14 P11 P43 Q5 Q1 Q35 Q32

MAS-BT 403 a CoroChuck™ 930

Diseño tipo lápiz
Adaptador del lado de la máquina compatible con JIS B 6339

DSGN 11

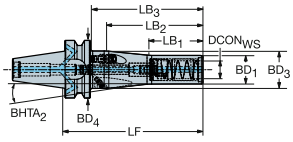

17

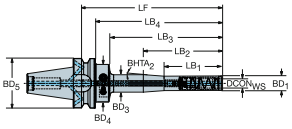

Agujero métrico

CZC_{MS}	CZC_{WS}	CNSC	CXSC	DSGN	Código de pedido	Dimensiones, mm, pulg. $DCON_{WS}$	LF	LB_1	LB_2	LB_3	LB_4	BD_1	BD_2	BD_3	BD_4	$BHTA_2$	CP Bar/PSI	Kg	BBD	RPMX
30	6	1	1	11	**930-B30-P-06-088**	6.0	88.0	45.8	52.1	66.0	88.0	22.0	22.0	40.0	46.0	62°	80	0.58	1	25000
						.236	*3.465*	*1.803*	*2.051*	*2.598*	*3.465*	*.866*	*.866*	*1.575*	*1.811*		*1160*			
	12	1	1	11	**930-B30-P-12-103**	12.0	103.0	60.8	66.4	81.0	103.0	22.0	22.0	40.0	46.0	55°	80	0.67	1	25000
						.472	*4.055*	*2.394*	*2.614*	*3.189*	*4.055*	*.866*	*.866*	*1.575*	*1.811*		*1160*			
	12	1	1	11	**930-B30-P-12-138**	12.0	138.0	95.8	101.4	116.0	138.0	22.0	22.0	40.0	46.0	55°	80	0.77	1	25000
						.472	*5.433*	*3.772*	*3.992*	*4.567*	*5.433*	*.866*	*.866*	*1.575*	*1.811*		*1160*			
	12	1	1	17	**930-B30-P-12-188**	12.0	188.0	50.0	75.0	151.1	166.0	22.0	22.0	26.0	40.0	4°	80	1.03	1	25000
						.472	*7.402*	*1.969*	*2.953*	*5.949*	*6.535*	*.866*	*.866*	*1.024*	*1.575*		*1160*			
40	12	7	1	11	**930-B40-P-12-110**	12.0	110.0	60.8	66.4	83.0	110.0	22.0	22.0	40.0	63.0	55°	80	1.30	1	18000
						.472	*4.331*	*2.394*	*2.614*	*3.268*	*4.331*	*.866*	*.866*	*1.575*	*2.480*		*1160*			
	12	7	1	11	**930-B40-P-12-145**	12.0	145.0	95.8	101.4	118.0	145.0	22.0	22.0	40.0	63.0	55°	80	1.40	1	18000
						.472	*5.709*	*3.772*	*3.992*	*4.646*	*5.709*	*.866*	*.866*	*1.575*	*2.480*		*1160*			
	12	7	1	17	**930-B40-P-12-195**	12.0	195.0	50.0	75.0	151.1	168.0	22.0	22.0	26.0	40.0	4°	80	1.65	1	18000
						.472	*7.677*	*1.969*	*2.953*	*5.949*	*6.614*	*.866*	*.866*	*1.024*	*1.575*		*1160*			
	20	7	1	11	**930-B40-P-20-153**	20.0	153.0	60.0	108.0	126.0	153.0	32.0	32.0	42.0	63.0	6°	80	1.80	1	18000
						.787	*6.024*	*2.362*	*4.252*	*4.961*	*6.024*	*1.260*	*1.260*	*1.654*	*2.480*		*1160*			

P14 P11 P43 ISO 13399 Q1 CNSC CXSC Q35 C3 - D C Q32

MAS-BT 403 a mango cilíndrico con adaptador portapinzas de ajuste por contracción térmica iLock

Suministro de refrigerante interior y exterior

Adaptador del lado de la máquina compatible con JIS B 6339

DSGN 3

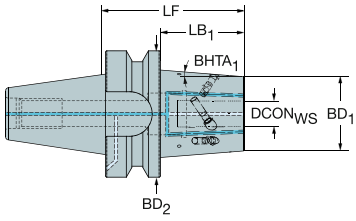

8

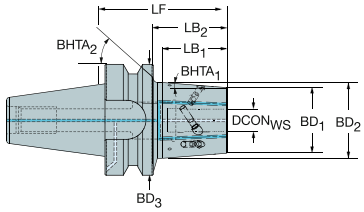

Agujero métrico

CZC_{MS}	CZC_{WS}	CNSC	CXSC	DSGN	Código de pedido	Dimensiones, mm, pulg. $DCON_{WS}$	LF	LB_1	LB_2	LB_3	BD_1	BD_2	BD_3	$BHTA_1$	$BHTA_2$	CP Bar/PSI	Kg	BBD	RPMX
40	12	7	9	8	392.5519Y-40 12 070	12.0	70.0	38.4	43.0	70.0	26.5	32.5	63.0	4°	47°	80	1.20	1	18000
						.472	*2.756*	*1.512*	*1.693*	*2.756*	*1.043*	*1.280*	*2.480*			*1160*			
	16	7	9	8	392.5519Y-40 16 075	16.0	75.0	43.4	48.0	75.0	29.5	36.3	63.0	4°	47°	80	1.40	1	18000
						.630	*2.953*	*1.709*	*1.890*	*2.953*	*1.161*	*1.429*	*2.480*			*1160*			
	20	7	9	8	392.5519Y-40 20 075	20.0	75.0	43.4	48.0	75.0	35.5	42.3	63.0	4°	47°	80	1.50	1	18000
						.787	*2.953*	*1.709*	*1.890*	*2.953*	*1.398*	*1.665*	*2.480*			*1160*			
	25	7	9	3	392.5519Y-40 25 085	25.0	85.0	58.0	85.0		45.5	63.0		4°	0°	80	1.70	1	18000
						.984	*3.346*	*2.283*	*3.346*		*1.791*	*2.480*				*1160*			
50	12	7	9	8	392.5519Y-50 12 100	12.0	100.0	55.9	62.0	100.0	27.0	35.8	100.0	4°	57°	80	2.96	1	12000
						.472	*3.937*	*2.201*	*2.441*	*3.937*	*1.063*	*1.409*	*3.937*			*1160*			
	16	7	9	3	392.5519Y-50 16 100	16.0	100.0	62.0	100.0		33.3	100.0		4°	0°	80	3.06	1	12000
						.630	*3.937*	*2.441*	*3.937*		*1.311*	*3.937*				*1160*			
	20	7	9	3	392.5519Y-50 20 100	20.0	100.0	62.0	100.0		44.7	100.0		4°	0°	80	3.65	1	12000
						.787	*3.937*	*2.441*	*3.937*		*1.760*	*3.937*				*1160*			
	25	7	9	3	392.5519Y-50 25 100	25.0	100.0	62.0	100.0		44.7	100.0		4°	0°	80	3.68	1	12000
						.984	*3.937*	*2.441*	*3.937*		*1.760*	*3.937*				*1160*			

P11

ISO 13399 Q1

CNSC CXSC Q35

MAS-BT 403 a portapinzas ER

Adaptador del lado de la máquina compatible con JIS B 6339

Adaptador del lado de la pieza DIN 6499-B

DSGN 1 2

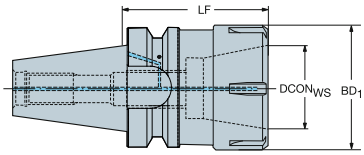

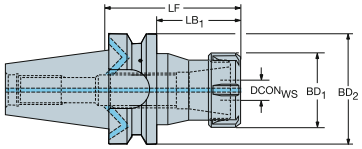

CZC$_{MS}$	CZC$_{WS}$	CNSC	CXSC	DSGN	Código de pedido	Dimensiones, mm, pulg. DCON$_{WS}$	LF	LB$_1$	LB$_2$	BD$_1$	BD$_2$	CP Bar/PSI	Kg	RPMX
30	ER11	1	1	2	A2B14-30 11 050	11.4	50.0	28.0	50.0	18.7	46.0	80	0.31	25000
						.449	*1.969*	*1.102*	*1.969*	*.736*	*1.811*	*1160*		
	ER16	1	1	2	A214-30 16 080	17.0	80.0	55.0	80.0	28.0	46.0	80	0.68	25000
						.669	*3.150*	*2.165*	*3.150*	*1.102*	*1.811*	*1160*		
	ER16	1	1	2	A214-30 16 100	17.0	100.0	72.0	100.0	28.0	46.0	80	0.99	25000
						.669	*3.937*	*2.835*	*3.937*	*1.102*	*1.811*	*1160*		
	ER16	1	1	2	A214-30 16 130	17.0	130.0	102.0	130.0	28.0	46.0	80	0.75	25000
						.669	*5.118*	*4.016*	*5.118*	*1.102*	*1.811*	*1160*		
	ER16	1	1	2	A2B14-30 16 050	17.0	50.0	28.0	50.0	27.7	46.0	80	0.31	25000
						.669	*1.969*	*1.102*	*1.969*	*1.091*	*1.811*	*1160*		
	ER20	1	1	2	A214-30 20 090	21.0	90.0	65.0	90.0	34.0	46.0	80	0.92	25000
						.827	*3.543*	*2.559*	*3.543*	*1.339*	*1.811*	*1160*		
	ER20	1	1	2	A214-30 20 130	21.0	130.0	105.0	130.0	34.0	46.0	80	1.21	25000
						.827	*5.118*	*4.134*	*5.118*	*1.339*	*1.811*	*1160*		
	ER20	1	1	2	A2B14-30 20 050	21.0	50.0	28.0	50.0	33.7	46.0	80	0.31	25000
						.827	*1.969*	*1.102*	*1.969*	*1.327*	*1.811*	*1160*		
	ER25	1	1	2	A214-30 25 100	26.0	100.0	78.0	100.0	42.0	46.0	80	1.13	25000
						1.024	*3.937*	*3.071*	*3.937*	*1.654*	*1.811*	*1160*		
	ER25	1	1	2	A214-30 25 130	26.0	130.0	108.0	130.0	42.0	46.0	80	0.54	25000
						1.024	*5.118*	*4.252*	*5.118*	*1.654*	*1.811*	*1160*		
	ER25	1	1	2	A2B14-30 25 062	26.0	62.0	44.4	62.4	41.7	46.0	80	0.49	25000
						1.024	*2.441*	*1.748*	*2.457*	*1.642*	*1.811*	*1160*		
	ER32	1	1	1	A214-30 32 130	33.0	130.0	130.0		50.0		80	0.66	25000
						1.299	*5.118*	*5.118*		*1.969*		*1160*		
	ER32	1	1	1	A2B14-30 32 060	33.0	60.0	60.0		49.7		80	0.31	25000
						1.299	*2.362*	*2.362*		*1.957*		*1160*		
40	ER16	7	1	2	A2B14-40 16 070	17.0	70.0	40.0	70.0	28.0	63.0	80	0.80	18000
						.669	*2.756*	*1.575*	*2.756*	*1.102*	*2.480*	*1160*		
	ER16	7	1	2	A2B14-40 16 100	17.0	100.0	68.0	100.0	28.0	63.0	80	1.06	18000
						.669	*3.937*	*2.677*	*3.937*	*1.102*	*2.480*	*1160*		
	ER20	7	1	2	A2B14-40 20 070	21.0	70.0	40.0	70.0	34.0	63.0	80	0.80	18000
						.827	*2.756*	*1.575*	*2.756*	*1.339*	*2.480*	*1160*		
	ER20	7	1	2	A2B14-40 20 100	21.0	100.0	70.0	100.0	34.0	63.0	80	1.30	18000
						.827	*3.937*	*2.756*	*3.937*	*1.339*	*2.480*	*1160*		
	ER25	7	1	2	A2B14-40 25 070	26.0	70.0	43.0	70.0	42.0	63.0	80	0.80	18000
						1.024	*2.756*	*1.693*	*2.756*	*1.654*	*2.480*	*1160*		
	ER25	7	1	2	A2B14-40 25 100	26.0	100.0	70.0	100.0	42.0	63.0	80	1.30	18000
						1.024	*3.937*	*2.756*	*3.937*	*1.654*	*2.480*	*1160*		
	ER32	7	1	2	A2B14-40 32 070	33.0	70.0	43.0	70.0	50.0	63.0	80	0.80	18000
						1.299	*2.756*	*1.693*	*2.756*	*1.969*	*2.480*	*1160*		
	ER40	7	1	1	A2B14-40 40 070	41.0	70.0	70.0		63.0		80	0.80	18000
						1.614	*2.756*	*2.756*		*2.480*		*1160*		

P20 P11 ISO 13399 Q1 CNSC CXSC Q35 C3 - D C Q31

MAS-BT 403 a portapinzas ER

Adaptador del lado de la máquina compatible con JIS B 6339

Adaptador del lado de la pieza DIN 6499-B

DSGN 1

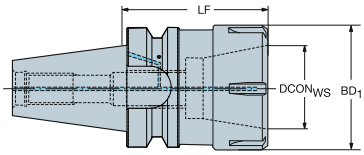

2

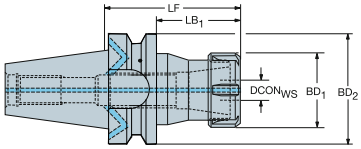

CZCMS	CZCWS	CNSC	CXSC	DSGN	Código de pedido	Dimensiones, mm, pulg. DCONWS	LF	LB1	LB2	BD1	BD2	CP Bar/PSI	Kg	RPMX
50	ER20	7	1	2	**A2B14-50 20 070**	21.0	70.0	32.0	70.0	34.0	100.0	80	3.00	12000
						.827	*2.756*	*1.260*	*2.756*	*1.339*	*3.937*	*1160*		
	ER20	7	1	2	**A2B14-50 20 100**	21.0	100.0	47.0	100.0	34.0	100.0	80	3.00	12000
						.827	*3.937*	*1.850*	*3.937*	*1.339*	*3.937*	*1160*		
	ER25	7	1	2	**A2B14-50 25 070**	26.0	70.0	32.0	70.0	42.0	100.0	80	3.00	12000
						1.024	*2.756*	*1.260*	*2.756*	*1.654*	*3.937*	*1160*		
	ER25	7	1	2	**A2B14-50 25 100**	26.0	100.0	47.0	100.0	42.0	100.0	80	3.00	12000
						1.024	*3.937*	*1.850*	*3.937*	*1.654*	*3.937*	*1160*		
	ER32	7	1	2	**A2B14-50 32 070**	33.0	70.0	32.0	70.0	50.0	100.0	80	3.00	12000
						1.299	*2.756*	*1.260*	*2.756*	*1.969*	*3.937*	*1160*		
	ER32	7	1	2	**A2B14-50 32 100**	33.0	100.0	47.0	100.0	50.0	100.0	80	3.00	12000
						1.299	*3.937*	*1.850*	*3.937*	*1.969*	*3.937*	*1160*		
	ER40	7	1	2	**A2B14-50 40 080**	41.0	80.0	42.0	80.0	63.0	100.0	80	3.00	12000
						1.614	*3.150*	*1.654*	*3.150*	*2.480*	*3.937*	*1160*		

P20

P11

ISO 13399 Q1

CNSC CXSC Q35

C3 – D C Q31

SANDVIK Coromant

MAS-BT 403 a CoroChuck™ 970

Adaptador del lado de la máquina compatible con JIS B 6339

Adaptador del lado de la pieza DIN 6499-B



DSGN 2

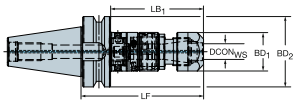

5

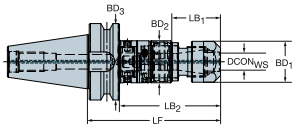

9

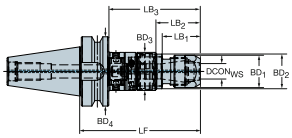

CZC_{MS}	CZC_{WS}	TRMAX	CNSC	CXSC	DSGN	Código de pedido	Dimensiones, mm, pulg. DCON	LF	LB_1	LB_2	LB_3	BD_1	BD_2	BD_3	CP Bar/PSI	Kg	RPMX
30	ER11	M5	1	1	9	**970-B30-11-082**	11	82.0	24.1	60.0	82.0	19.9	23.5	46.0	80	0.52	8000
							.445	*3.228*	*.949*	*2.362*	*3.228*	*.783*	*.925*	*1.811*	*1160*		
	ER20	M12	1	1	5	**970-B30-20-105**	20	105.2	40.3	83.2	105.2	33.7	34.6	46.0	80	0.81	8000
							.819	*4.142*	*1.587*	*3.276*	*4.142*	*1.327*	*1.362*	*1.811*	*1160*		
	ER25	M20	1	1	5	**970-B30-25-125**	25	124.6	42.1	102.6	124.6	42.0	44.0	46.0	80	1.20	8000
							1.016	*4.906*	*1.657*	*4.039*	*4.906*	*1.654*	*1.732*	*1.811*	*1160*		
40	ER20	M12	1	1	5	**970-B40-20-110**	20	110.2	40.3	83.2	110.2	33.7	34.6	63.0	80	1.40	8000
							.819	*4.339*	*1.587*	*3.276*	*4.339*	*1.327*	*1.362*	*2.480*	*1160*		
	ER25	M20	1	1	5	**970-B40-25-130**	25	129.6	42.1	102.6	129.6	42.0	44.0	63.0	80	1.78	8000
							1.016	*5.102*	*1.657*	*4.039*	*5.102*	*1.654*	*1.732*	*2.480*	*1160*		
50	ER20	M12	1	1	5	**970-B50-20-125**	20	125.2	40.3	87.2	125.2	33.7	34.6	100.0	80	3.98	8000
							.819	*4.929*	*1.587*	*3.433*	*4.929*	*1.327*	*1.362*	*3.937*	*1160*		
	ER25	M20	1	1	5	**970-B50-25-145**	25	144.6	42.1	106.6	144.6	42.0	44.0	100.0	80	4.38	8000
							1.016	*5.693*	*1.657*	*4.197*	*5.693*	*1.654*	*1.732*	*3.937*	*1160*		
	ER40	M30	1	1	2	**970-B50-40-174**	40	174.0	136.0	174.0		62.7	100.0		80	5.66	8000
							1.606	*6.850*	*5.354*	*6.850*		*2.469*	*3.937*		*1160*		

P28 P11 Q1 Q35 Q33

CAT-V a adaptador Coromant Capto®

Adaptador del lado de la máquina ASME B5.50-2009

DSGN 1

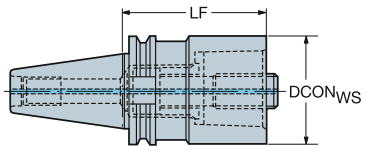

DSGN 2

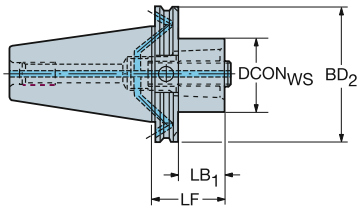

CZC$_{MS}$	CZC$_{WS}$	CNSC	CXSC	DSGN	Código de pedido	Dimensiones, mm, pulg. DCON$_{WS}$	LF	LB$_1$	LB$_2$	BD$_1$	BD$_2$	CP Bar/PSI	Kg	BBD
40	C3	7	1	2	C3-A390B.45-40 030	32.0	30.0	10.9	30.0	32.0	63.5	80	0.83	1
						1.260	*1.181*	*.429*	*1.181*	*1.260*	*2.500*	*1160*		
	C3	7	1	2	C3-A390B.45-40 060	32.0	60.0	40.9	60.0	32.0	63.5	80	1.00	1
						1.260	*2.362*	*1.610*	*2.362*	*1.260*	*2.500*	*1160*		
	C4	7	1	2	C4-A390B.45-40 030	40.0	30.0	10.9	30.0	40.0	63.5	80	0.83	1
						1.575	*1.181*	*.429*	*1.181*	*1.575*	*2.500*	*1160*		
	C4	7	1	2	C4-A390B.45-40 060	40.0	60.0	40.9	60.0	40.0	63.5	80	1.10	1
						1.575	*2.362*	*1.610*	*2.362*	*1.575*	*2.500*	*1160*		
	C5	7	1	2	C5-A390B.45-40 040	50.0	40.0	20.9	40.0	50.0	63.5	80	0.93	1
						1.969	*1.575*	*.823*	*1.575*	*1.969*	*2.500*	*1160*		
	C5	7	1	2	C5-A390B.45-40 080	50.0	80.0	60.9	80.0	50.0	63.5	80	1.50	1
						1.969	*3.150*	*2.398*	*3.150*	*1.969*	*2.500*	*1160*		
	C6	7	1	2	C6-A390B.45-40 085	63.0	85.0	65.9	85.0	63.0	63.5	80	1.93	1
						2.480	*3.346*	*2.594*	*3.346*	*2.480*	*2.500*	*1160*		
50	C3	7	1	2	C3-A390B.45-50 030	32.0	30.0	10.9	30.0	32.0	98.4	80	2.60	1
						1.260	*1.181*	*.429*	*1.181*	*1.260*	*3.874*	*1160*		
	C3	7	1	2	C3-A390B.45-50 060	32.0	60.0	40.9	60.0	32.0	98.4	80	2.71	1
						1.260	*2.362*	*1.610*	*2.362*	*1.260*	*3.874*	*1160*		
	C4	7	1	2	C4-A390B.45-50 030	40.0	30.0	10.9	30.0	40.0	98.4	80	2.62	1
						1.575	*1.181*	*.429*	*1.181*	*1.575*	*3.874*	*1160*		
	C4	7	1	2	C4-A390B.45-50 060	40.0	60.0	40.9	60.0	40.0	98.4	80	2.83	1
						1.575	*2.362*	*1.610*	*2.362*	*1.575*	*3.874*	*1160*		
	C5	7	1	2	C5-A390B.45-50 030	50.0	30.0	10.9	30.0	50.0	98.4	80	2.60	1
						1.969	*1.181*	*.429*	*1.181*	*1.969*	*3.874*	*1160*		
	C5	7	1	2	C5-A390B.45-50 070	50.0	70.0	50.9	70.0	50.0	98.4	80	3.10	1
						1.969	*2.756*	*2.004*	*2.756*	*1.969*	*3.874*	*1160*		
	C6	7	1	2	C6-A390B.45-50 030	63.0	30.0	10.9	30.0	63.0	98.4	80	2.51	1
						2.480	*1.181*	*.429*	*1.181*	*2.480*	*3.874*	*1160*		
	C6	7	1	2	C6-A390B.45-50 080	63.0	80.0	60.9	80.0	63.0	98.4	80	3.60	1
						2.480	*3.150*	*2.398*	*3.150*	*2.480*	*3.874*	*1160*		
	C8	7	1	2	C8-A390B.45-50 070	80.0	70.0	50.9	70.0	80.0	98.4	80	3.73	1
						3.150	*2.756*	*2.004*	*2.756*	*3.150*	*3.874*	*1160*		
	C8	7	1	2	C8-A390B.45-50 120	80.0	120.0	100.9	120.0	80.0	98.4	80	5.55	1
						3.150	*4.724*	*3.972*	*4.724*	*3.150*	*3.874*	*1160*		
	C10	7	1	1	C10-A390.44-50 140	100.0	140.0	140.0		100.0		80	7.76	0
						3.937	*5.512*	*5.512*		*3.937*		*1160*		

P43 P11 ISO 13399 Q1 CNSC CXSC Q35

CAT-V a adaptador Coromant Capto®

Adaptador del lado de la máquina compatible con ASME B5.50-1985

DSGN 2

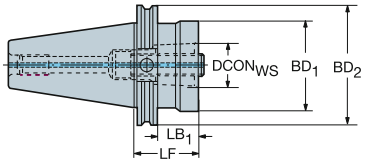

5

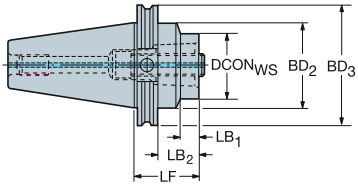

CZC$_{MS}$	CZC$_{WS}$	CNSC	CXSC	DSGN	Código de pedido	Dimensiones, mm, pulg. DCON$_{WS}$	LF	LB$_1$	LB$_2$	LB$_3$	BD$_1$	BD$_2$	BD$_3$	CP Bar/PSI	Kg
45	C5	1	1	5	**C5-A390.45-45 040**	50.0	40.0	2.8	20.9	40.0	50.0	57.4	82.6	80	1.70
						1.969	*1.575*	*.110*	*.823*	*1.575*	*1.969*	*2.260*	*3.252*	*1160*	
	C6	1	1	2	**C6-A390.45-45 050**	63.0	50.0	30.9	50.0		63.0	82.5		80	4.10
						2.480	*1.969*	*1.217*	*1.969*		*2.480*	*3.248*		*1160*	
60	C8	1	1	5	**C8-A390.45-60 050**	80.0	50.0	3.8	30.9	50.0	80.0	108.2	139.7	80	9.70
						3.150	*1.969*	*.150*	*1.217*	*1.969*	*3.150*	*4.260*	*5.500*	*1160*	
	C10	1	1	5	**C10-A390.45-60 050**	100.0	50.0	10.5	30.9	50.0	100.0	108.0	139.7	80	9.00
						3.937	*1.969*	*.413*	*1.217*	*1.969*	*3.937*	*4.252*	*5.500*	*1160*	

P43

P11

ISO 13399 Q1

CNSC CXSC Q35

CAT-V a Coromant EH, adaptador

Adaptador del lado de la máquina compatible con ASME B5.50-1985

DSGN 11

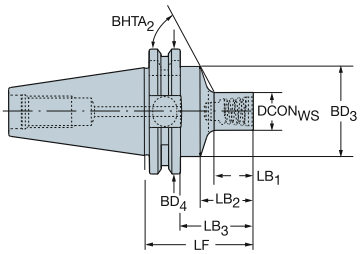

DSGN 18

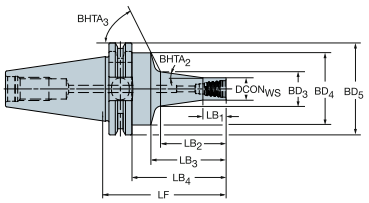

Versión en pulgadas

CZC$_{MS}$	CZC$_{WS}$	CNSC	CXSC	DSGN	Código de pedido	Dimensiones, mm, pulg. DCON$_{WS}$	LF	LB$_1$	LB$_2$	LB$_3$	LB$_4$	BD$_1$	BD$_2$	BD$_3$	BD$_4$	BHTA$_2$	CP Bar/PSI	Kg	BBD	RPMX
40	E10	1	1	11	A392.45EH-40 10 056	9.2	56.0	12.0	21.0	36.9	56.0	9.2	9.2	44.5	63.5	63°	80	1.06	1	18000
						.360	*2.205*	*.472*	*.827*	*1.453*	*2.205*	*.360*	*.360*	*1.752*	*2.500*		*1160*			
	E10	1	1	18	A392.45EH-40 10 068	9.2	68.0	9.5	25.7	33.0	48.9	9.2	9.2	13.7	44.4	8°	80	1.06	1	18000
						.360	*2.677*	*.374*	*1.012*	*1.299*	*1.925*	*.360*	*.360*	*.539*	*1.748*		*1160*			
	E12	1	1	11	A392.45EH-40 12 060	12.2	60.0	16.4	25.0	40.9	60.0	12.2	12.2	44.4	63.5	62°	80	1.06	1	18000
						.480	*2.362*	*.646*	*.984*	*1.610*	*2.362*	*.480*	*.480*	*1.748*	*2.500*		*1160*			
	E12	1	1	18	A392.45EH-40 12 078	12.2	78.0	12.7	36.4	43.0	58.9	12.2	12.2	18.9	44.4	8°	80	1.10	1	18000
						.480	*3.071*	*.500*	*1.433*	*1.693*	*2.319*	*.480*	*.480*	*.744*	*1.748*		*1160*			
	E16	1	1	11	A392.45EH-40 16 065	15.4	65.0	21.8	30.0	45.9	65.0	15.4	15.4	44.4	63.5	61°	80	1.08	1	18000
						.606	*2.559*	*.858*	*1.181*	*1.807*	*2.559*	*.606*	*.606*	*1.748*	*2.500*		*1160*			
	E16	1	1	18	A392.45EH-40 16 086	15.4	86.0	15.8	45.1	51.0	66.9	15.4	15.4	23.6	44.4	8°	80	1.13	1	18000
						.606	*3.386*	*.622*	*1.776*	*2.008*	*2.634*	*.606*	*.606*	*.929*	*1.748*		*1160*			
	E20	1	1	11	A392.45EH-40 20 060	18.4	60.0	17.2	25.0	40.9	60.0	18.4	18.4	44.4	63.5	60°	80	1.08	1	18000
						.724	*2.362*	*.677*	*.984*	*1.610*	*2.362*	*.724*	*.724*	*1.748*	*2.500*		*1160*			
	E20	1	1	18	A392.45EH-40 20 096	18.4	96.0	19.0	55.7	61.0	76.9	18.4	18.4	28.7	44.4	8°	80	1.20	1	18000
						.724	*3.780*	*.748*	*2.193*	*2.402*	*3.028*	*.724*	*.724*	*1.130*	*1.748*		*1160*			
	E25	1	1	11	A392.45EH-40 25 068	24.4	68.0	26.0	33.0	48.9	68.0	24.4	24.4	44.4	63.5	56°	80	1.12	1	18000
						.961	*2.677*	*1.024*	*1.299*	*1.925*	*2.677*	*.961*	*.961*	*1.748*	*2.500*		*1160*			
	E25	1	1	18	A392.45EH-40 25 114	24.4	114.0	25.4	76.3	79.0	94.9	24.4	24.4	38.7	44.4	8°	80	1.42	1	18000
						.961	*4.488*	*1.000*	*3.004*	*3.110*	*3.736*	*.961*	*.961*	*1.524*	*1.748*		*1160*			

P11 Q1 Q35 Q30

CAT-V para adaptador de arbol

Adaptador del lado de la máquina compatible con ASME B5.50-1985

DSGN 1

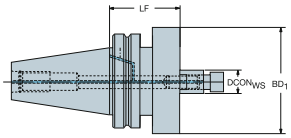

2

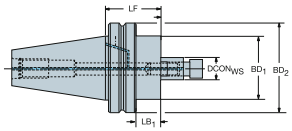

5

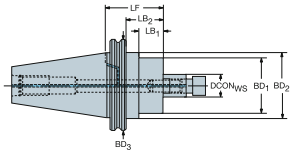

Guía métrica

CZC$_{MS}$	CZC$_{WS}$	CNSC	CXSC	DSGN	Código de pedido	Dimensiones, mm, pulg. DCON$_{WS}$	LF	LB$_1$	LB$_2$	BD$_1$	BD$_2$	CP Bar/PSI	Kg	BBD
40	16	7	1	2	AA3B05-40 16 035	16.0	35.0	15.9	35.0	36.0	63.6	80	0.93	1
						.630	*1.378*	*.626*	*1.378*	*1.417*	*2.502*	*1160*		
	22	7	1	2	AA3B05-40 22 035	22.0	35.0	15.9	35.0	43.5	63.6	80	1.00	1
						.866	*1.378*	*.626*	*1.378*	*1.711*	*2.502*	*1160*		
	27	7	1	2	AA3B05-40 27 050	27.0	50.0	30.9	50.0	60.0	63.6	80	1.10	1
						1.063	*1.969*	*1.217*	*1.969*	*2.362*	*2.502*	*1160*		
	32	7	1	1	AA3B05-40 32 050	32.0	50.0	50.0		78.0		80	1.59	1
						1.260	*1.969*	*1.969*		*3.071*		*1160*		
50	22	7	1	2	AA3B05-50 22 035	22.0	35.0	15.9	35.0	43.5	98.4	80	2.95	1
						.866	*1.378*	*.626*	*1.378*	*1.711*	*3.875*	*1160*		
	27	7	1	2	AA3B05-50 27 035	27.0	35.0	15.9	35.0	60.0	98.4	80	3.00	1
						1.063	*1.378*	*.626*	*1.378*	*2.362*	*3.875*	*1160*		
	32	7	1	2	AA3B05-50 32 050	32.0	50.0	30.9	50.0	78.0	98.4	80	3.20	1
						1.260	*1.969*	*1.217*	*1.969*	*3.071*	*3.875*	*1160*		
	40	7	1	2	AA3B05-50 40 050	40.0	50.0	30.9	50.0	89.0	98.4	80	3.95	1
						1.575	*1.969*	*1.217*	*1.969*	*3.504*	*3.875*	*1160*		

Guía en pulgadas

CZC$_{MS}$	CZC$_{WS}$	CNSC	CXSC	DSGN	Código de pedido	Dimensiones, mm, pulg. DBC	DCON$_{WS}$	LF	LB$_1$	LB$_2$	LB$_3$	BD$_1$	BD$_2$	BD$_3$	CP Bar/PSI	Kg	BBD
40	3/4	7	1	2	AA3B05-40 19 038		19.1	38.1	15.9	38.1		44.5	63.6		80	1.05	1
							.750	*1.500*	*.626*	*1.500*		*1.750*	*2.502*		*1160*		
	1	7	1	2	AA3B05-40 25 051		25.4	50.8	31.7	50.8		57.2	63.6		80	1.28	1
							1.000	*2.000*	*1.250*	*2.000*		*2.250*	*2.502*		*1160*		
	1 1/4	7	1	1	AA3B05-40 32 057		31.8	57.2	57.1			69.9			80	1.59	1
							1.250	*2.250*	*2.250*			*2.750*			*1160*		
	1 1/2	7	1	1	AA3B05-40 38 061		38.1	61.0	60.9			95.3			80	2.12	1
							1.500	*2.400*	*2.400*			*3.750*			*1160*		
50	3/4	7	1	5	AA3B05-50 19 038		19.1	38.1	3.0	19.0	38.1	44.4	69.8	98.4	80	2.90	1
							.750	*1.500*	*.118*	*.748*	*1.500*	*1.748*	*2.748*	*3.875*	*1160*		
	3/4	7	1	5	AA3B05-50 19 089		19.1	88.9	53.8	69.8	88.9	44.4	69.8	98.4	80	2.90	1
							.750	*3.500*	*2.118*	*2.748*	*3.500*	*1.748*	*2.748*	*3.875*	*1160*		
	1	7	1	5	AA3B05-50 25 051		25.4	50.8	15.7	31.8	50.8	57.2	69.8	98.4	80	2.90	1
							1.000	*2.000*	*.618*	*1.252*	*2.000*	*2.252*	*2.748*	*3.875*	*1160*		
	1	7	1	5	AA3B05-50 25 101		25.4	101.6	66.5	82.6	101.6	57.2	69.8	98.4	80	2.90	1
							1.000	*4.000*	*2.618*	*3.252*	*4.000*	*2.252*	*2.748*	*3.875*	*1160*		
	1 1/4	7	1	2	AA3B05-50 32 038		31.8	38.1	19.0	38.1		69.9	98.4		80	2.94	1
							1.250	*1.500*	*.750*	*1.500*		*2.750*	*3.875*		*1160*		
	1 1/4	7	1	2	AA3B05-50 32 089		31.8	88.9	69.8	88.9		69.8	98.4		80	2.95	1
							1.250	*3.500*	*2.748*	*3.500*		*2.748*	*3.875*		*1160*		
	1 1/2	7	1	2	AA3B05-50 38 061		38.1	61.0	41.9	61.0		95.3	98.4		80	4.66	1
							1.500	*2.400*	*1.650*	*2.402*		*3.750*	*3.875*		*1160*		
	1 1/2	7	1	2	AA3B05-50 38 101		38.1	101.6	82.6	101.6		95.3	98.4		80	4.67	1
							1.500	*4.000*	*3.252*	*4.000*		*3.750*	*3.875*		*1160*		
	2	7	1	1	AA3B05-50 51 061	101.6	50.8	61.0	60.9			123.8			80	4.67	1
						4.000	*2.000*	*2.400*	*2.400*			*4.875*			*1160*		
	2 1/2	7	1	1	AA3B05-50 63 061	101.6	63.5	61.0	60.9			123.8			80	4.67	1
						4.000	*2.500*	*2.400*	*2.400*			*4.875*			*1160*		

P13

P11

ISO 13399 Q1

CNSC CXSC Q35

C3 – DC Q31

CAT-V a adaptador de eje de fresa de tres cortes y planear

Adaptador del lado de la máquina compatible con ASME B5.50-1985

DSGN 2

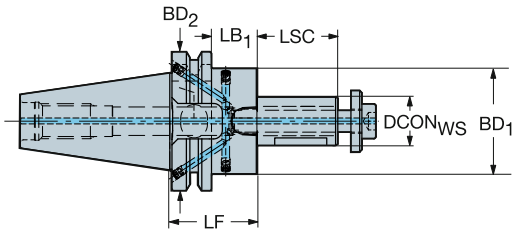

Guía en pulgadas

CZC$_{MS}$	CZC$_{WS}$	CNSC	CXSC	DSGN	Código de pedido	Dimensiones, mm, pulg. DCON$_{WS}$	LSC	LF	LB$_1$	LB$_2$	BD$_1$	BD$_2$	CP Bar/PSI	Kg	BBD
40	1	7	1	2	**AA3B10-40 25 055**	25.4	50	55.0	35.9	55.0	43.0	63.6	20	1.58	1
						1.000	*1.969*	*2.165*	*1.413*	*2.165*	*1.693*	*2.502*	*290*		
	1 1/4	7	1	2	**AA3B10-40 31 060**	31.8	60	60.0	40.9	60.0	48.0	63.6	20	1.85	1
						1.250	*2.362*	*2.362*	*1.610*	*2.362*	*1.890*	*2.502*	*290*		
	1 1/2	7	1	2	**AA3B10-40 38 060**	38.1	60	60.0	40.9	60.0	56.0	63.6	20	1.32	1
						1.500	*2.362*	*2.362*	*1.610*	*2.362*	*2.205*	*2.502*	*290*		

P34 P11 Q1 Q35 Q31

CAT-V a adaptador VL

Adaptador del lado de la máquina compatible con ASME B5.50-1985

DSGN 2

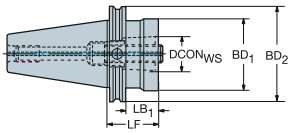

CZC_{MS}	CZC_{WS}	CNSC	CXSC	DSGN	Código de pedido	Dimensiones, mm, pulg. $DCON_{WS}$	LF	LB_1	LB_2	BD_1	BD_2	CP Bar/PSI	Kg
50	80	1	1	2	**A390.45-50 80 050M**	80.0	50.0	30.9	50.0	80.0	98.4	20	5.23
						3.150	*1.969*	*1.217*	*1.969*	*3.150*	*3.874*	*290*	

P42 P11 Q1 Q35

CAT-V a Weldon, adaptador

Adaptador del lado de la máquina compatible con ASME B5.50-1985

DSGN 10

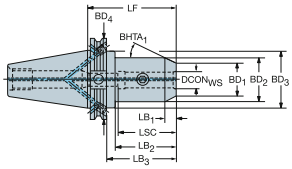

3

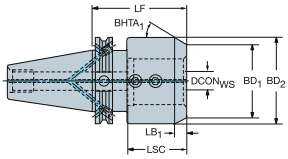

6

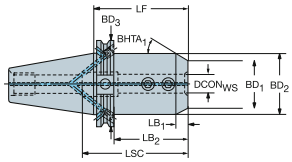

Agujero métrico

CZC_{MS}	CZC_{WS}	CNSC	CXSC	DSGN	Código de pedido	Dimensiones, mm, pulg. $DCON_{WS}$	LF	LB_1	LB_2	LB_3	LB_4	BD_1	BD_2	BD_3	BD_4	$BHTA_1$	CP Bar/PSI	Kg
40	20	7	1	6	**392.45520-40 20 089**	20.0	88.9	7.6	71.4	90.4		29.2	44.4	63.5		45°	20	1.50
						.787	*3.500*	*.299*	*2.811*	*3.559*		*1.150*	*1.748*	*2.500*			*290*	
	25	7	1	6	**392.45520-40 25 100**	25.0	101.6	7.6	82.6	101.6		35.6	50.8	63.5		45°	20	2.08
						.984	*4.000*	*.299*	*3.252*	*4.000*		*1.402*	*2.000*	*2.500*			*290*	
	32	7	1	3	**392.45520-40 32 100**	32.0	101.6	10.8	101.6			41.9	63.5			45°	20	2.08
						1.260	*4.000*	*.425*	*4.000*			*1.650*	*2.500*				*290*	
50	20	7	1	10	**392.45520-50 20 095**	20.0	95.3	7.6	60.2	76.2	95.2	29.2	44.4	69.8	98.4	45°	20	4.48
						.787	*3.750*	*.299*	*2.370*	*3.000*	*3.748*	*1.150*	*1.748*	*2.750*	*3.874*		*290*	
	25	7	1	10	**392.45520-50 25 100**	25.0	101.6	7.6	66.5	82.6	101.6	35.6	50.8	69.8	98.4	45°	20	4.49
						.984	*4.000*	*.299*	*2.618*	*3.250*	*4.000*	*1.400*	*2.000*	*2.750*	*3.874*		*290*	
	32	7	1	10	**392.45520-50 32 100**	32.0	101.6	10.8	66.5	82.6	101.6	41.9	63.5	69.8	98.4	45°	20	4.50
						1.260	*4.000*	*.425*	*2.618*	*3.250*	*4.000*	*1.650*	*2.500*	*2.750*	*3.874*		*290*	
	40	7	1	6	**392.45520-50 40 100**	40.0	101.6	10.8	82.5	101.6		48.2	69.8	98.4		45°	20	4.50
						1.575	*4.000*	*.425*	*3.250*	*4.000*		*1.898*	*2.748*	*3.874*			*290*	

P11 Q1 Q35

CAT-V a Weldon, adaptador

Adaptador del lado de la máquina compatible con ASME B5.50-1985

Adaptador del lado de la pieza ANSI B94.19

DSGN 10

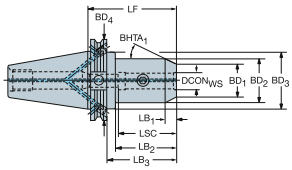

20

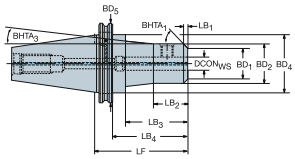

6

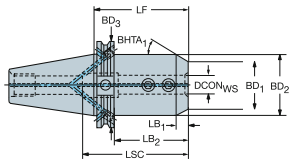

Agujero en pulgadas

CZC_{MS}	CZC_{WS}	CNSC	CXSC	DSGN	Código de pedido	Dimensiones, mm, pulg. $DCON_{WS}$	LF	LB_1	LB_2	LB_3	LB_4	BD_1	BD_2	BD_3	BD_4	$BHTA_1$	CP Bar/PSI	Kg	BBD
40	1/8	7	1	6	AA3B20-40 03 044	3.2	44.5	2.0	25.4	44.4		13.4	17.5	63.5		45°	20	0.70	1
						.125	*1.750*	*.079*	*1.000*	*1.748*		*.528*	*.689*	*2.500*			*290*		
	1/4	7	1	10	AA3B20-40 06 063	6.4	63.5	2.8	28.4	44.4	63.5	16.6	22.2	44.4	63.5	45°	20	1.05	1
						.250	*2.500*	*.110*	*1.118*	*1.748*	*2.500*	*.654*	*.874*	*1.748*	*2.500*		*290*		
	3/8	7	1	6	AA3B20-40 09 044	9.5	44.5	2.8	25.4	44.4		19.6	25.4	63.5		45°	20	0.80	1
						.375	*1.750*	*.110*	*1.000*	*1.748*		*.772*	*1.000*	*2.500*			*290*		
	3/8	7	1	10	AA3B20-40 09 063	9.5	63.5	2.8	28.4	44.4	63.5	20.0	25.4	44.4	63.5	45°	20	1.05	1
						.375	*2.500*	*.110*	*1.118*	*1.748*	*2.500*	*.787*	*1.000*	*1.748*	*2.500*		*290*		
	1/2	7	1	6	AA3B20-40 13 044	12.7	44.5	9.4	25.4	44.4		25.7	44.4	63.5		45°	20	0.80	1
						.500	*1.750*	*.370*	*1.000*	*1.748*		*1.012*	*1.748*	*2.500*			*290*		
	1/2	7	1	10	AA3B20-40 13 067	12.7	66.6	4.6	31.5	47.5	66.5	22.6	31.8	44.4	63.5	45°	20	1.05	1
						.500	*2.620*	*.181*	*1.240*	*1.870*	*2.618*	*.890*	*1.252*	*1.748*	*2.500*		*290*		
	5/8	7	1	6	AA3B20-40 16 044	15.9	44.5	9.4	25.4	44.4		25.7	44.4	63.5		45°	20	0.80	1
						.625	*1.750*	*.370*	*1.000*	*1.748*		*1.012*	*1.748*	*2.500*			*290*		
	5/8	7	1	10	AA3B20-40 16 070	15.9	69.9	5.6	34.8	50.8	69.8	26.4	38.1	44.4	63.5	45°	20	1.05	1
						.625	*2.750*	*.220*	*1.370*	*2.000*	*2.748*	*1.039*	*1.500*	*1.748*	*2.500*		*290*		
	3/4	7	1	6	AA3B20-40 19 044	19.1	44.5	9.4	25.4	44.4		25.7	44.4	63.5		45°	20	0.80	1
						.750	*1.750*	*.370*	*1.000*	*1.748*		*1.012*	*1.748*	*2.500*			*290*		
	3/4	7	1	6	AA3B20-40 19 089	19.1	88.9	7.6	69.8	88.9		29.2	44.4	63.5		45°	20	1.29	1
						.750	*3.500*	*.299*	*2.748*	*3.500*		*1.150*	*1.748*	*2.500*			*290*		
	7/8	7	1	6	AA3B20-40 22 095	22.2	95.3	7.6	76.2	95.2		31.8	47.0	63.5		45°	20	1.29	1
						.875	*3.750*	*.299*	*3.000*	*3.748*		*1.252*	*1.850*	*2.500*			*290*		
	1	7	1	6	AA3B20-40 25 044	25.4	44.5	4.3	25.4	44.4		39.8	48.3	63.5		45°	20	0.80	1
						1.000	*1.750*	*.169*	*1.000*	*1.748*		*1.567*	*1.900*	*2.500*			*290*		
	1	7	1	6	AA3B20-40 25 101	25.4	101.6	7.6	82.6	101.6		35.5	50.8	63.5		45°	20	1.29	1
						1.000	*4.000*	*.299*	*3.252*	*4.000*		*1.398*	*2.000*	*2.500*			*290*		
	1 1/4	7	1	3	AA3B20-40 32 101	31.8	101.6	10.6	101.6			42.8	63.5			45°	20	1.60	1
						1.250	*4.000*	*.417*	*4.000*			*1.685*	*2.500*				*290*		
	1 1/2	7	1	3	AA3B20-40 38 101	38.1	101.6	9.1	101.6			48.4	66.7			45°	20	1.60	1
						1.500	*4.000*	*.358*	*4.000*			*1.906*	*2.625*				*290*		
50	3/8	7	1	10	AA3B20-50 09 063	9.5	63.5	2.8	28.4	44.4	63.5	19.6	25.4	69.8	98.4	45°	20	2.92	1
						.375	*2.500*	*.110*	*1.118*	*1.748*	*2.500*	*.772*	*1.000*	*2.748*	*3.874*		*290*		
	3/8	7	1	20	AA3B20-50 09 165	9.5	165.1	2.8	76.2	130.0	146.0	19.6	25.4	25.4	69.8	45°	20	2.92	1
						.375	*6.500*	*.110*	*3.000*	*5.118*	*5.748*	*.772*	*1.000*	*1.000*	*2.748*		*290*		
	1/2	7	1	10	AA3B20-50 13 067	12.7	66.7	4.6	31.6	47.6	66.7	22.4	31.8	69.8	98.4	45°	20	2.92	1
						.500	*2.625*	*.181*	*1.244*	*1.874*	*2.626*	*.882*	*1.252*	*2.748*	*3.874*		*290*		
	1/2	7	1	20	AA3B20-50 13 168	12.7	168.3	4.6	79.5	133.2	149.2	22.4	31.8	31.8	69.8	45°	20	2.92	1
						.500	*6.625*	*.181*	*3.130*	*5.244*	*5.874*	*.882*	*1.252*	*1.252*	*2.748*		*290*		
	5/8	7	1	10	AA3B20-50 16 095	15.9	95.3	5.8	60.2	76.2	95.2	26.4	38.1	69.8	98.4	45°	20	2.92	1
						.625	*3.750*	*.228*	*2.370*	*3.000*	*3.748*	*1.039*	*1.500*	*2.748*	*3.874*		*290*		
	5/8	7	1	20	AA3B20-50 16 197	15.9	196.9	5.8	108.0	161.8	177.8	26.4	38.1	38.1	69.8	45°	20	2.92	1
						.625	*7.750*	*.228*	*4.252*	*6.370*	*7.000*	*1.039*	*1.500*	*1.500*	*2.748*		*290*		
	3/4	7	1	10	AA3B20-50 19 095	19.1	95.3	7.6	60.2	76.2	95.2	29.2	44.4	69.8	98.4	45°	20	2.94	1
						.750	*3.750*	*.299*	*2.370*	*3.000*	*3.748*	*1.150*	*1.748*	*2.748*	*3.874*		*290*		
	3/4	7	1	20	AA3B20-50 19 197	19.1	196.9	7.6	108.0	161.8	177.8	29.2	44.4	44.4	69.8	45°	20	4.66	1
						.750	*7.750*	*.299*	*4.252*	*6.370*	*7.000*	*1.150*	*1.748*	*1.748*	*2.748*		*290*		
	7/8	7	1	10	AA3B20-50 22 095	22.2	95.3	7.6	60.2	76.2	95.2	31.4	47.0	69.8	98.4	45°	20	2.90	1
						.875	*3.750*	*.299*	*2.370*	*3.000*	*3.748*	*1.236*	*1.850*	*2.748*	*3.874*		*290*		

P11

ISO 13399 Q1

CNSC CXSC Q35

C3 – D C Q31

CAT-V a Weldon, adaptador

Adaptador del lado de la máquina compatible con ASME B5.50-1985

Adaptador del lado de la pieza ANSI B94.19

DSGN 10

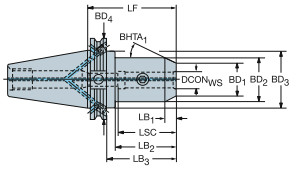

20

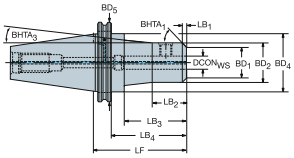

6

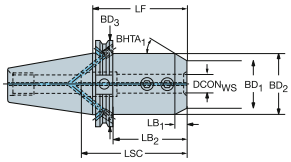

Agujero en pulgadas

CZC$_{MS}$	CZC$_{WS}$	CNSC	CXSC	DSGN	Código de pedido	Dimensiones, mm, pulg. DCON$_{WS}$	LF	LB$_1$	LB$_2$	LB$_3$	LB$_4$	BD$_1$	BD$_2$	BD$_3$	BD$_4$	BHTA$_1$	CP Bar/PSI	Kg	BBD
50	7/8	7	1	20	**AA3B20-50 22 197**	22.2	196.9	7.6	108.0	161.8	177.8	32.4	47.6	47.6	69.8	45°	20	4.60	1
						.875	*7.750*	*.299*	*4.252*	*6.370*	*7.000*	*1.276*	*1.874*	*1.874*	*2.748*		*290*		
	1	7	1	10	**AA3B20-50 25 101**	25.4	101.6	7.6	66.5	82.6	101.6	35.5	50.8	69.8	98.4	45°	20	2.91	1
						1.000	*4.000*	*.299*	*2.618*	*3.252*	*4.000*	*1.398*	*2.000*	*2.748*	*3.874*		*290*		
	1	7	1	20	**AA3B20-50 25 203**	25.4	203.2	7.6	114.3	168.1	184.2	35.5	50.8	50.8	66.8	45°	20	4.60	1
						1.000	*8.000*	*.299*	*4.500*	*6.618*	*7.252*	*1.398*	*2.000*	*2.000*	*2.630*		*290*		
	1 1/4	7	1	10	**AA3B20-50 32 101**	31.8	101.6	10.7	66.5	82.6	101.6	42.2	63.5	69.8	98.4	45°	20	2.92	1
						1.250	*4.000*	*.421*	*2.618*	*3.252*	*4.000*	*1.661*	*2.500*	*2.748*	*3.874*		*290*		
	1 1/4	7	1	10	**AA3B20-50 32 203**	31.8	203.2	10.7	168.1	184.2	203.2	42.2	63.5	69.8	98.4	45°	20	4.63	1
						1.250	*8.000*	*.421*	*6.618*	*7.252*	*8.000*	*1.661*	*2.500*	*2.748*	*3.874*		*290*		
	1 1/2	7	1	6	**AA3B20-50 38 101**	38.1	101.6	10.7	82.6	101.6		48.5	69.8	98.4		45°	20	2.92	1
						1.500	*4.000*	*.421*	*3.252*	*4.000*		*1.909*	*2.748*	*3.874*			*290*		
	1 1/2	7	1	6	**AA3B20-50 38 203**	38.1	203.2	10.7	184.2	203.2		48.5	69.8	98.4		45°	20	4.64	1
						1.500	*8.000*	*.421*	*7.252*	*8.000*		*1.909*	*2.748*	*3.874*			*290*		
	2	7	1	6	**AA3B20-50 51 143**	50.8	142.9	10.7	123.8	142.9		73.9	95.2	98.4		45°	20	4.64	1
						2.000	*5.625*	*.421*	*4.874*	*5.626*		*2.909*	*3.748*	*3.874*			*290*		
	2	7	1	6	**AA3B20-50 51 244**	50.8	244.5	10.7	225.4	244.5		73.9	95.2	98.4		45°	20	4.64	1
						2.000	*9.625*	*.421*	*8.874*	*9.626*		*2.909*	*3.748*	*3.874*			*290*		

P11 Q1 Q35 Q31

CAT-V a ISO 9766, adaptador

Adaptador del lado de la máquina compatible con ASME B5.50-1985

DSGN 2

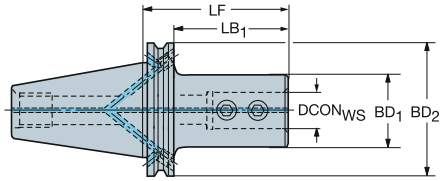

Agujero métrico

CZC$_{MS}$	CZC$_{WS}$	CNSC	CXSC	DSGN	Código de pedido	Dimensiones, mm, pulg. DCON$_{WS}$	LF	LB$_1$	LB$_2$	BD$_1$	BD$_2$	CP Bar/PSI	Kg	BBD
40	16	7	1	2	A3B27-40 16 080	16.0	80.0	60.9	80.0	36.0	63.5	20	1.35	1
						.630	*3.150*	*2.400*	*3.150*	*1.417*	*2.500*	*290*		
	20	7	1	2	A3B27-40 20 080	20.0	80.0	60.9	80.0	40.0	63.5	20	1.30	1
						.787	*3.150*	*2.400*	*3.150*	*1.575*	*2.500*	*290*		
	25	7	1	2	A3B27-40 25 085	25.0	85.0	65.9	85.0	44.5	63.5	20	1.40	1
						.984	*3.346*	*2.596*	*3.346*	*1.750*	*2.500*	*290*		
	32	7	1	2	A3B27-40 32 090	32.0	90.0	70.9	90.0	52.0	63.5	20	1.50	1
						1.260	*3.543*	*2.793*	*3.543*	*2.047*	*2.500*	*290*		
50	20	7	1	2	A3B27-50 20 080	20.0	80.0	60.9	80.0	40.0	98.4	20	3.00	1
						.787	*3.150*	*2.400*	*3.150*	*1.575*	*3.874*	*290*		
	25	7	1	2	A3B27-50 25 085	25.0	85.0	65.9	85.0	45.0	98.4	20	3.10	1
						.984	*3.346*	*2.596*	*3.346*	*1.772*	*3.874*	*290*		
	32	7	1	2	A3B27-50 32 090	32.0	90.0	70.9	90.0	52.0	98.4	20	3.30	1
						1.260	*3.543*	*2.793*	*3.543*	*2.047*	*3.874*	*290*		
	40	7	1	2	A3B27-50 40 090	40.0	90.0	70.9	90.0	65.0	98.4	20	3.70	1
						1.575	*3.543*	*2.793*	*3.543*	*2.559*	*3.874*	*290*		
	50	7	1	2	A3B27-50 50 110	50.0	110.0	90.9	110.0	75.0	98.4	20	4.20	1
						1.969	*4.331*	*3.581*	*4.331*	*2.953*	*3.874*	*290*		

Agujero en pulgadas

CZC$_{MS}$	CZC$_{WS}$	CNSC	CXSC	DSGN	Código de pedido	Dimensiones, mm, pulg. DCON$_{WS}$	LF	LB$_1$	LB$_2$	BD$_1$	BD$_2$	CP Bar/PSI	Kg	BBD
40	5/8	7	1	2	AA3B27-40 15 080	15.9	80.0	61.0	80.0	36.0	63.5	20	1.35	1
						.625	*3.150*	*2.402*	*3.150*	*1.417*	*2.500*	*290*		
	3/4	7	1	2	AA3B27-40 19 080	19.1	80.0	61.0	80.0	40.0	63.5	20	1.29	1
						.750	*3.150*	*2.402*	*3.150*	*1.575*	*2.500*	*290*		
	1	7	1	2	AA3B27-40 25 085	25.4	85.0	66.0	85.0	45.0	63.5	20	1.29	1
						1.000	*3.346*	*2.598*	*3.346*	*1.772*	*2.500*	*290*		
	1 1/4	7	1	2	AA3B27-40 32 090	31.8	90.0	71.0	90.0	52.0	63.5	20	1.29	1
						1.250	*3.543*	*2.795*	*3.543*	*2.047*	*2.500*	*290*		
50	3/4	7	1	2	AA3B27-50 19 080	19.1	80.0	61.0	80.0	40.0	98.5	20	2.98	1
						.750	*3.150*	*2.402*	*3.150*	*1.575*	*3.878*	*290*		
	1	7	1	2	AA3B27-50 25 085	25.4	85.0	66.0	85.0	45.0	98.5	20	2.98	1
						1.000	*3.346*	*2.598*	*3.346*	*1.772*	*3.878*	*290*		
	1 1/4	7	1	2	AA3B27-50 32 090	31.8	90.0	71.0	90.0	52.0	98.5	20	2.98	1
						1.250	*3.543*	*2.795*	*3.543*	*2.047*	*3.878*	*290*		
	1 1/2	7	1	2	AA3B27-50 38 090	38.1	90.0	71.0	90.0	65.0	98.5	20	2.98	1
						1.500	*3.543*	*2.795*	*3.543*	*2.559*	*3.878*	*290*		
	2	7	1	2	AA3B27-50 51 110	50.8	110.0	91.0	110.0	75.0	98.5	20	2.98	1
						2.000	*4.331*	*3.583*	*4.331*	*2.953*	*3.878*	*290*		

P11 ISO 13399 Q1 CNSC CXSC Q35 C3 – D C Q31

CAT-V a ISO 9766, adaptador ajustable

Adaptador del lado de la máquina compatible con ASME B5.50-1985

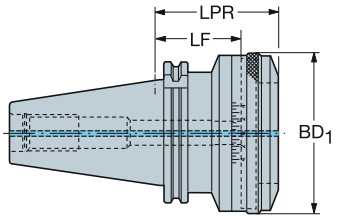

CZC_{MS}	CZC_{WS}	CNSC	CXSC	Código de pedido	Dimensiones, mm, pulg. $DCON_{WS}$	LF	LB_1	BD_1	CP Bar/PSI	Kg
40	1	1	1	**A392.45277-40 01 055A**	78.0	55.0	79.6	86.0	20	2.16
					3.071	*2.165*	*3.134*	*3.386*	*290*	
50	2	1	1	**A392.45277-50 02 055A**	98.0	55.0	76.6	106.0	20	4.78
					3.858	*2.165*	*3.016*	*4.173*	*290*	
	3	1	1	**A392.45277-50 03 075A**	136.0	75.0	85.0	140.0	20	6.82
					5.354	*2.953*	*3.346*	*5.512*	*290*	

P41 P11 P41 ISO 13399 Q1

SANDVIK Coromant

CAT-V a CoroChuck™ 930

Diseño de mecanizado pesado

Adaptador del lado de la máquina ASME B5.50-2009

DSGN 3

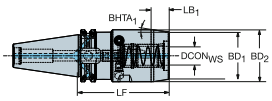

6

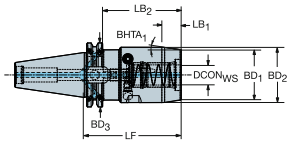

Agujero métrico

CZC$_{MS}$	CZC$_{WS}$	CNSC	CXSC	DSGN	Código de pedido	Dimensiones, mm, pulg. DCON$_{WS}$	LF	LB$_1$	LB$_2$	LB$_3$	BD$_1$	BD$_2$	BD$_3$	BHTA$_1$	CP Bar/PSI	Kg	BBD	RPMX
40	20	7	1	6	**930-V40-HD-20-082**	20.0	82.0	17.8	62.9	82.0	50.0	55.0	63.5	8°	80	1.85	1	18000
						.787	*3.228*	*.701*	*2.476*	*3.228*	*1.969*	*2.165*	*2.500*		*1160*			
	25	7	1	3	**930-V40-HD-25-101**	25.0	101.0	18.8	101.0		57.0	65.0		12°	80	2.61	1	18000
						.984	*3.976*	*.740*	*3.976*		*2.244*	*2.559*			*1160*			
50	20	7	1	6	**930-V50-HD-20-083**	20.0	83.0	17.8	63.9	83.0	50.0	55.0	98.4	8°	80	3.69	1	12000
						.787	*3.268*	*.701*	*2.516*	*3.268*	*1.969*	*2.165*	*3.874*		*1160*			
	25	7	1	6	**930-V50-HD-25-087**	25.0	87.0	18.8	65.4	87.0	57.0	65.0	98.4	12°	80	4.14	1	12000
						.984	*3.425*	*.740*	*2.575*	*3.425*	*2.244*	*2.559*	*3.874*		*1160*			
	32	7	1	6	**930-V50-HD-32-077**	32.0	77.0	18.8	57.9	77.0	68.0	76.0	98.4	12°	80	4.28	1	12000
						1.260	*3.032*	*.740*	*2.280*	*3.032*	*2.677*	*2.992*	*3.874*		*1160*			

Diseño delgado

Adaptador del lado de la máquina ASME B5.50-2009

DSGN 10

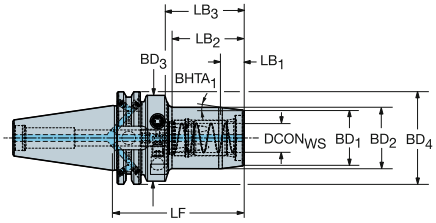

Agujero métrico

CZC$_{MS}$	CZC$_{WS}$	CNSC	CXSC	DSGN	Código de pedido	Dimensiones, mm, pulg. DCON$_{WS}$	LF	LB$_1$	LB$_2$	LB$_3$	LB$_4$	BD$_1$	BD$_2$	BD$_3$	BD$_4$	BHTA$_1$	CP Bar/PSI	Kg	BBD	RPMX
40	12	7	1	10	**930-V40-S-12-080**	12.0	80.0	11.3	38.2	60.9	80.0	28.0	32.0	50.0	63.5	10°	80	1.32	1	18000
						.472	*3.150*	*.445*	*1.504*	*2.398*	*3.150*	*1.102*	*1.260*	*1.969*	*2.500*		*1160*			
	20	7	1	10	**930-V40-S-20-090**	20.0	90.0	16.0	49.2	70.9	90.0	38.0	42.0	50.0	63.5	7°	80	1.52	1	18000
						.787	*3.543*	*.630*	*1.937*	*2.791*	*3.543*	*1.496*	*1.654*	*1.969*	*2.500*		*1160*			
50	20	7	1	10	**930-V50-S-20-089**	20.0	89.0	16.0	49.2	69.9	89.0	38.0	42.0	50.0	98.4	7°	80	3.33	1	12000
						.787	*3.504*	*.630*	*1.937*	*2.752*	*3.504*	*1.496*	*1.654*	*1.969*	*3.874*		*1160*			

P14
P11
P43
Q5
Q1
Q35
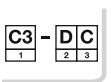 Q32

CAT-V a CoroChuck™ 930

Diseño tipo lápiz

Adaptador del lado de la máquina ASME B5.50-2009

DSGN 11

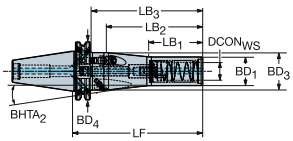

17

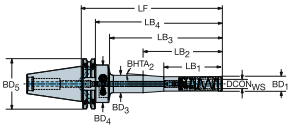

5

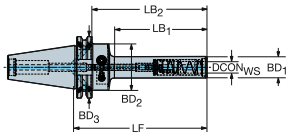

Agujero métrico

CZC$_{MS}$	CZC$_{WS}$	CNSC	CXSC	DSGN	Código de pedido	Dimensiones, mm, pulg. DCON$_{WS}$	LF	LB$_1$	LB$_2$	LB$_3$	LB$_4$	BD$_1$	BD$_2$	BD$_3$	BD$_4$	BHTA$_2$	CP Bar/PSI	Kg	BBD	RPMX
40	12	7	1	5	**930-V40-P-12-103**	12.0	103.0	60.8	83.9	103.0		22.0	40.0	63.5		0°	80	1.15	1	18000
						.472	*4.055*	*2.394*	*3.303*	*4.055*		*.866*	*1.575*	*2.500*			*1160*			
	12	7	1	5	**930-V40-P-12-138**	12.0	138.0	95.8	118.9	138.0		22.0	40.0	63.5		0°	80	1.25	1	18000
						.472	*5.433*	*3.772*	*4.681*	*5.433*		*.866*	*1.575*	*2.500*			*1160*			
	12	7	1	17	**930-V40-P-12-188**	12.0	188.0	50.0	75.0	145.8	168.9	22.0	22.0	26.0	40.0	4°	80	1.50	1	18000
						.472	*7.402*	*1.969*	*2.953*	*5.740*	*6.650*	*.866*	*.866*	*1.024*	*1.575*		*1160*			
	20	7	1	11	**930-V40-P-20-145**	20.0	145.0	60.0	108.0	125.9	145.0	32.0	32.0	42.0	63.5	5°	80	1.64	1	18000
						.787	*5.709*	*2.362*	*4.252*	*4.957*	*5.709*	*1.260*	*1.260*	*1.654*	*2.500*		*1160*			

P14 P11 P43 Q5 Q1 Q35 Q32

CAT-V a mango cilíndrico con adaptador portapinzas de ajuste por contracción térmica iLock

Posibilidad de suministro de refrigerante frontal

Adaptador del lado de la máquina compatible con ASME B5.50-1985

DSGN 3

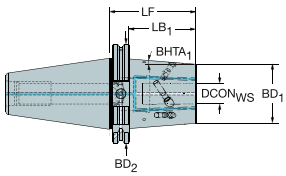

6

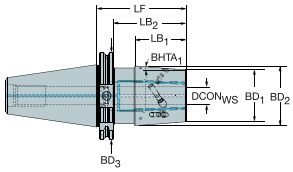

8

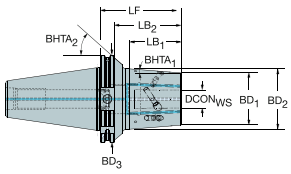

Agujero métrico

CZC_{MS}	CZC_{WS}	CNSC	CXSC	DSGN	Código de pedido	Dimensiones, mm, pulg. $DCON_{WS}$	LF	LB_1	LB_2	LB_3	BD_1	BD_2	BD_3	$BHTA_1$	$BHTA_2$	CP Bar/PSI	Kg	BBD	RPMX
40	12	7	9	8	**392.4519Y-40 12 065**	12.0	65.0	41.3	45.9	65.0	26.5	33.0	63.5	4°	47°	80	1.18	1	18000
						.472	*2.559*	*1.626*	*1.807*	*2.559*	*1.043*	*1.299*	*2.502*			*1160*			
	16	7	9	8	**392.4519Y-40 16 065**	16.0	65.0	42.2	45.9	65.0	29.5	36.1	63.5	4°	47°	80	1.18	1	18000
						.630	*2.559*	*1.661*	*1.807*	*2.559*	*1.161*	*1.421*	*2.502*			*1160*			
	20	7	9	3	**392.4519Y-40 20 065**	20.0	65.0	45.9	65.0		35.5	63.6		4°	0°	80	1.18	1	18000
						.787	*2.559*	*1.807*	*2.559*		*1.398*	*2.502*				*1160*			
	25	7	9	6	**392.4519Y-40 25 075**	25.0	75.0	38.2	55.9	75.0	45.5	51.5	63.5	4°	0°	80	1.30	1	18000
						.984	*2.953*	*1.504*	*2.201*	*2.953*	*1.791*	*2.028*	*2.502*			*1160*			
50	12	7	9	8	**392.4519Y-50 12 080**	12.0	80.0	54.7	60.9	80.0	27.0	35.6	98.4	4°	57°	80	2.96	1	12000
						.472	*3.150*	*2.154*	*2.398*	*3.150*	*1.063*	*1.402*	*3.875*			*1160*			
	16	7	9	3	**392.4519Y-50 16 080**	16.0	80.0	60.9	80.0		33.3	98.4		4°	0°	80	3.06	1	12000
						.630	*3.150*	*2.398*	*3.150*		*1.311*	*3.875*				*1160*			
	20	7	9	3	**392.4519Y-50 20 080**	20.0	80.0	60.9	80.0		44.7	98.4		4°	0°	80	3.65	1	12000
						.787	*3.150*	*2.398*	*3.150*		*1.760*	*3.875*				*1160*			
	25	7	9	8	**392.4519Y-50 25 100**	25.0	125.0	67.3	80.9	100.0	44.0	54.6	98.4	4°	26°	80	3.68	1	12000
						.984	*4.921*	*2.650*	*3.185*	*3.937*	*1.732*	*2.150*	*3.875*			*1160*			

P12 Q1 Q35

CAT-V a portapinzas ER

Adaptador del lado de la máquina compatible con ASME B5.50-1985

Adaptador del lado de la pieza DIN 6499-B

DSGN 2

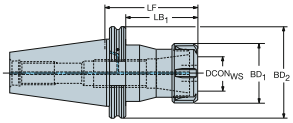

5

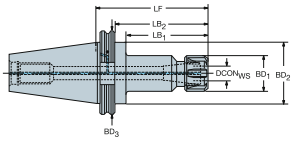

7

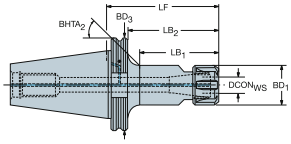

CZC$_{MS}$	CZC$_{WS}$	CNSC	CXSC	DSGN	Código de pedido	Dimensiones, mm, pulg. DCON$_{WS}$	LF	LB$_1$	LB$_2$	LB$_3$	BD$_1$	BD$_2$	BD$_3$	BHTA$_2$	CP Bar/PSI	Kg	RPMX
40	ER11	7	1	7	AA3B14-40 11 070	11.4	70.0	38.2	50.9	70.0	19.0	19.0	63.5	45°	80	0.90	18000
						.449	*2.756*	*1.504*	*2.004*	*2.756*	*.748*	*.748*	*2.502*		*1160*		
	ER16	7	1	2	AA3B14-40 16 067	17.0	66.5	47.5	66.6		27.7	63.6		0°	80	0.95	18000
						.669	*2.620*	*1.872*	*2.622*		*1.092*	*2.502*			*1160*		
	ER16	7	1	5	AA3B14-40 16 105	17.0	104.6	69.6	85.6	104.7	27.7	44.4	63.5	0°	80	1.22	18000
						.669	*4.120*	*2.740*	*3.370*	*4.120*	*1.092*	*1.748*	*2.502*		*1160*		
	ER20	7	1	2	AA3B14-40 20 070	21.0	70.0	50.9	70.0		34.0	63.6		0°	80	0.90	18000
						.827	*2.756*	*2.004*	*2.756*		*1.339*	*2.502*			*1160*		
	ER20	7	1	5	AA3B14-40 20 105	21.0	104.6	69.6	85.6	104.7	34.0	44.4	63.5	0°	80	1.22	18000
						.827	*4.120*	*2.740*	*3.370*	*4.120*	*1.340*	*1.748*	*2.502*		*1160*		
	ER20	7	1	5	AA3B14-40 20 156	21.0	155.4	120.4	136.4	155.5	34.0	44.4	63.5	0°	80	1.29	18000
						.827	*6.120*	*4.740*	*5.370*	*6.120*	*1.340*	*1.748*	*2.502*		*1160*		
	ER25	7	1	2	AA3B14-40 25 070	26.0	70.0	50.9	70.0		42.0	63.6		0°	80	0.90	18000
						1.024	*2.756*	*2.004*	*2.756*		*1.654*	*2.502*			*1160*		
	ER25	7	1	5	AA3B14-40 25 105	26.0	104.6	69.6	85.6	104.7	41.7	44.4	63.5	0°	80	1.32	18000
						1.024	*4.120*	*2.740*	*3.370*	*4.120*	*1.643*	*1.748*	*2.502*		*1160*		
	ER25	7	1	5	AA3B14-40 25 156	26.0	155.4	120.4	136.4	155.5	41.7	44.4	63.5	0°	80	1.60	18000
						1.024	*6.120*	*4.740*	*5.370*	*6.120*	*1.643*	*1.748*	*2.502*		*1160*		
	ER32	7	1	2	AA3B14-40 32 079	33.0	79.2	60.2	79.3		49.7	63.6		0°	80	1.22	18000
						1.299	*3.120*	*2.372*	*3.122*		*1.958*	*2.502*			*1160*		
	ER32	7	1	2	AA3B14-40 32 105	33.0	104.6	85.6	104.6		49.7	63.6		0°	80	1.50	18000
						1.299	*4.120*	*3.370*	*4.120*		*1.958*	*2.502*			*1160*		
	ER32	7	1	2	AA3B14-40 32 160	33.0	160.0	140.9	160.0		50.0	63.6		0°	80	1.30	18000
						1.299	*6.299*	*5.547*	*6.299*		*1.969*	*2.502*			*1160*		
	ER40	7	1	2	AA3B14-40 40 105	41.0	104.6	85.6	104.6		62.7	63.6		0°	80	1.77	18000
						1.614	*4.120*	*3.370*	*4.120*		*2.470*	*2.502*			*1160*		
50	ER16	7	1	5	AA3B14-50 16 105	17.0	104.6	69.6	85.6	104.7	27.7	69.9	98.4	0°	80	3.18	12000
						.669	*4.120*	*2.740*	*3.370*	*4.120*	*1.092*	*2.750*	*3.875*		*1160*		
	ER20	7	1	5	AA3B14-50 20 105	21.0	104.6	69.9	85.6	104.7	34.0	69.9	98.4	0°	80	2.95	12000
						.827	*4.120*	*2.752*	*3.370*	*4.120*	*1.340*	*2.750*	*3.875*		*1160*		
	ER25	7	1	5	AA3B14-50 25 105	26.0	104.6	69.9	85.6	104.7	41.7	69.9	98.4	0°	80	3.36	12000
						1.024	*4.120*	*2.752*	*3.370*	*4.120*	*1.642*	*2.750*	*3.875*		*1160*		
	ER32	7	1	5	AA3B14-50 32 105	33.0	104.6	69.9	85.6	104.7	49.7	69.9	98.4	0°	80	2.97	12000
						1.299	*4.120*	*2.752*	*3.370*	*4.120*	*1.958*	*2.750*	*3.875*		*1160*		
	ER40	7	1	5	AA3B14-50 40 105	41.0	104.6	69.6	85.6	104.7	62.7	69.9	98.4	0°	80	3.90	12000
						1.614	*4.120*	*2.740*	*3.370*	*4.120*	*2.470*	*2.750*	*3.875*		*1160*		
	ER40	7	1	2	AA3B14-50 40 160	41.0	160.0	140.9	160.0		63.0	98.4		0°	80	5.20	12000
						1.614	*6.299*	*5.547*	*6.299*		*2.480*	*3.875*			*1160*		

P20

P12

ISO 13399 Q1

CNSC CXSC Q35

C3 – D C Q31

SANDVIK Coromant

CAT-V a CoroChuck™ 970

Adaptador del lado de la máquina ASME B5.50-2009

Adaptador del lado de la pieza DIN 6499-B



DSGN 2

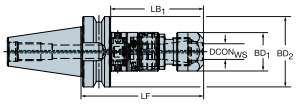

DSGN 5

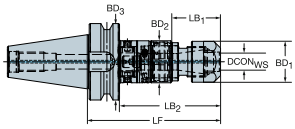

CZC_{MS}	CZC_{WS}	TRMAX	CNSC	CXSC	DSGN	Código de pedido	Dimensiones, mm, pulg. DCON	LF	LB_1	LB_2	LB_3	BD_1	BD_2	BD_3	CP Bar/PSI	Kg	RPMX
40	ER20	M12	1	1	2	**970-V40-20-102**	20	102.2	40.3	102.2		33.7	63.5		80	1.23	8000
							.819	*4.024*	*1.587*	*4.024*		*1.327*	*2.500*		*1160*		
	ER25	M20	1	1	5	**970-V40-25-122**	25	121.6	42.1	102.5	121.6	42.0	44.0	63.5	80	1.62	8000
							1.016	*4.787*	*1.657*	*4.035*	*4.787*	*1.654*	*1.732*	*2.500*	*1160*		
50	ER20	M12	1	1	5	**970-V50-20-106**	20	106.2	40.3	87.1	106.2	33.7	34.6	98.4	80	3.00	8000
							.819	*4.181*	*1.587*	*3.429*	*4.181*	*1.327*	*1.362*	*3.874*	*1160*		
	ER25	M20	1	1	5	**970-V50-25-126**	25	125.6	42.1	106.5	125.6	42.0	44.0	98.4	80	3.40	8000
							1.016	*4.945*	*1.657*	*4.193*	*4.945*	*1.654*	*1.732*	*3.874*	*1160*		
	ER40	M30	1	1	2	**970-V50-40-155**	40	155.0	135.9	155.0		62.7	98.4		80	4.68	8000
							1.606	*6.102*	*5.350*	*6.102*		*2.469*	*3.874*		*1160*		

P28 P12 ISO 13399 Q1 CNSC CXSC Q35 C3 - D C Q33

DIN 2080 a Coromant Capto® , adaptador

DSGN 1

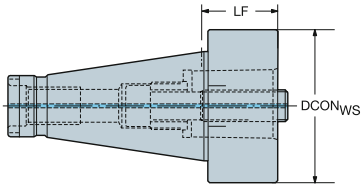

DSGN 2

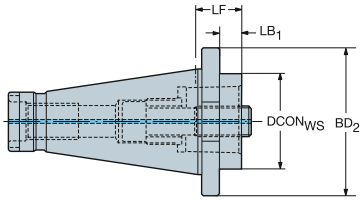

CZC$_{MS}$	CZC$_{WS}$	CNSC	CXSC	DSGN	Código de pedido	Dimensiones, mm, pulg. DCON$_{WS}$	LF	LB$_1$	LB$_2$	BD$_1$	BD$_2$	CP Bar/PSI	Kg
40	C3	1	1	2	C3-390.00-40 030	32.0	30.0	18.4	30.0	32.0	63.0	80	0.80
						1.260	*1.181*	*.724*	*1.181*	*1.260*	*2.480*	*1160*	
	C4	1	1	2	C4-390.00-40 030	40.0	30.0	18.4	30.0	40.0	63.0	80	0.70
						1.575	*1.181*	*.724*	*1.181*	*1.575*	*2.480*	*1160*	
	C4	1	1	2	C4-390.00-40 060	40.0	60.0	48.4	60.0	40.0	63.0	80	0.80
						1.575	*2.362*	*1.906*	*2.362*	*1.575*	*2.480*	*1160*	
	C5	1	1	2	C5-390.00-40 030	50.0	30.0	18.4	30.0	50.0	63.0	80	0.90
						1.969	*1.181*	*.724*	*1.181*	*1.969*	*2.480*	*1160*	
	C5	1	1	2	C5-390.00-40 070	50.0	70.0	58.4	70.0	50.0	63.0	80	1.35
						1.969	*2.756*	*2.299*	*2.756*	*1.969*	*2.480*	*1160*	
	C6	1	1	1	C6-390.00-40 075	63.0	75.0	75.0		63.0		80	3.80
						2.480	*2.953*	*2.953*		*2.480*		*1160*	
50	C3	1	1	2	C3-390.00-50 030	32.0	30.0	14.8	30.0	32.0	97.5	80	2.50
						1.260	*1.181*	*.583*	*1.181*	*1.260*	*3.839*	*1160*	
	C3	1	1	2	C3-390.00-50 060	32.0	60.0	44.8	60.0	32.0	97.5	80	2.50
						1.260	*2.362*	*1.764*	*2.362*	*1.260*	*3.839*	*1160*	
	C4	1	1	2	C4-390.00-50 030	40.0	30.0	14.8	30.0	40.0	97.5	80	2.50
						1.575	*1.181*	*.583*	*1.181*	*1.575*	*3.839*	*1160*	
	C4	1	1	2	C4-390.00-50 060	40.0	60.0	44.8	60.0	40.0	97.5	80	2.50
						1.575	*2.362*	*1.764*	*2.362*	*1.575*	*3.839*	*1160*	
	C5	1	1	2	C5-390.00-50 030	50.0	30.0	14.8	30.0	50.0	97.5	80	2.43
						1.969	*1.181*	*.583*	*1.181*	*1.969*	*3.839*	*1160*	
	C5	1	1	2	C5-390.00-50 070	50.0	70.0	54.8	70.0	50.0	97.5	80	3.10
						1.969	*2.756*	*2.157*	*2.756*	*1.969*	*3.839*	*1160*	
	C6	1	1	2	C6-390.00-50 030	63.0	30.0	14.8	30.0	63.0	97.5	80	2.41
						2.480	*1.181*	*.583*	*1.181*	*2.480*	*3.839*	*1160*	
	C6	1	1	2	C6-390.00-50 080	63.0	80.0	64.8	80.0	63.0	97.5	80	3.42
						2.480	*3.150*	*2.551*	*3.150*	*2.480*	*3.839*	*1160*	
	C8	1	1	2	C8-390.00-50 070	80.0	70.0	54.8	70.0	80.0	97.5	80	5.00
						3.150	*2.756*	*2.157*	*2.756*	*3.150*	*3.839*	*1160*	
	C8	1	1	2	C8-390.00-50 120	80.0	120.0	104.8	120.0	80.0	97.5	80	5.60
						3.150	*4.724*	*4.126*	*4.724*	*3.150*	*3.839*	*1160*	

ISO 13399 Q1

CNSC CXSC Q35

NMTB a Coromant Capto® , adaptador

DSGN 2

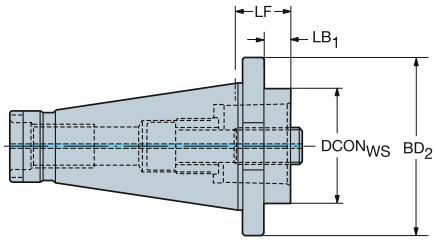

CZC_{MS}	CZC_{WS}	CNSC	CXSC	DSGN	Código de pedido	Dimensiones, mm, pulg. $DCON_{WS}$	LF	LB_1	LB_2	BD_1	BD_2	CP Bar/PSI	Kg
40	C5	1	1	2	**C5-A390.00-40 030**	50.0	30.0	20.5	30.0	50.0	63.7	80	1.66
						1.969	*1.181*	*.807*	*1.181*	*1.969*	*2.508*	*1160*	
50	C5	1	1	2	**C5-A390.00-50 030**	50.0	30.0	14.8	30.0	50.0	97.5	80	5.80
						1.969	*1.181*	*.583*	*1.181*	*1.969*	*3.839*	*1160*	
	C5	1	1	2	**C5-A390.00-50 070**	50.0	70.0	54.8	70.0	50.0	97.5	80	5.78
						1.969	*2.756*	*2.157*	*2.756*	*1.969*	*3.839*	*1160*	
	C6	1	1	2	**C6-A390.00-50 030**	63.0	30.0	14.8	30.0	63.0	97.5	80	5.81
						2.480	*1.181*	*.583*	*1.181*	*2.480*	*3.839*	*1160*	
	C8	1	1	2	**C8-A390.00-50 070**	80.0	70.0	54.8	70.0	80.0	97.5	80	6.30
						3.150	*2.756*	*2.157*	*2.756*	*3.150*	*3.839*	*1160*	

ISO 13399 Q1

CNSC CXSC Q35

DIN 2079 a Coromant Capto® , adaptador

DSGN 8

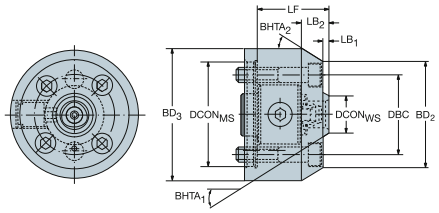

CZC$_{MS}$	CZC$_{WS}$	CNSC	CXSC	DSGN	Código de pedido	Dimensiones, mm, pulg. DCON$_{MS}$	DBC	DCON$_{WS}$	LF	LB$_1$	LB$_2$	LB$_3$	BD$_1$	BD$_2$	BD$_3$	BHTA$_1$	BHTA$_2$	Kg
40	C3	0	0	8	**C3-390.34705-40 060**	66.7	66.7	32.0	60.0	5.0	22.3	60.0	32.0	90.0	110.0	30°	30°	4.40
						2.626	*2.626*	*1.260*	*2.362*	*.197*	*.878*	*2.362*	*1.260*	*3.543*	*4.331*			
	C4	0	0	8	**C4-390.34705-40 070**	66.7	66.7	40.0	70.0	5.0	22.3	70.0	40.0	90.0	110.0	30°	30°	5.64
						2.626	*2.626*	*1.575*	*2.756*	*.197*	*.878*	*2.756*	*1.575*	*3.543*	*4.331*			

ISO 13399 Q1

CNSC CXSC Q35

Mango cilindrico para adaptador Cormant EH

Diseño recto

Versión métrica

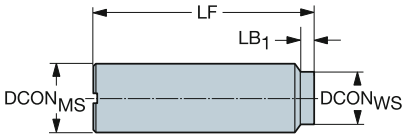

Mango de acero

CZC_{MS}	CZC_{WS}	CNSC	CXSC	Código de pedido	Dimensiones, mm, pulg. $DCON_{MS}$	$DCON_{WS}$	LSC	LF	LB_1	LB_2	BD_1	BD_2	CP Bar/PSI	Kg	BBD	RPMX
10	E10	1	1	**E10-A10-SS-075**	10.0	9.6	54	75.0	20.0	75.0	9.6	10.0	80	0.10	1	40000
					.394	*.378*	*2.126*	*2.953*	*.787*	*2.953*	*.378*	*.394*	*1160*			
12	E12	1	1	**E12-A12-SS-100**	12.0	11.6	77	100.0	22.0	100.0	11.6	12.0	80	0.10	1	31000
					.472	*.457*	*3.032*	*3.937*	*.866*	*3.937*	*.457*	*.472*	*1160*			
16	E10	1	1	**E10-A16-SS-065**	16.0	9.6	57	65.0	5.0	65.0	9.6	16.0	80	0.10	1	40000
					.630	*.378*	*2.244*	*2.559*	*.197*	*2.559*	*.378*	*.630*	*1160*			
	E12	1	1	**E12-A16-SS-065**	16.0	11.6	58	65.0	5.0	113.3	11.6	16.0	80	0.10	1	40000
					.630	*.457*	*2.283*	*2.559*	*.197*	*4.461*	*.457*	*.630*	*1160*			
20	E16	1	1	**E16-A20-SS-070**	20.0	15.4	63	70.0	5.0	113.3	15.4	20.0	80	0.20	1	40000
					.787	*.606*	*2.480*	*2.756*	*.197*	*4.461*	*.606*	*.787*	*1160*			
	E16	1	1	**E16-A20-SS-110**	20.0	15.4	83	110.0	25.0	110.0	15.4	20.0	80	0.30	1	40000
					.787	*.606*	*3.268*	*4.331*	*.984*	*4.331*	*.606*	*.787*	*1160*			
	E20	1	1	**E20-A20-SS-120**	20.0	19.2	89	120.0	30.0	120.0	19.2	20.0	80	0.30	1	34000
					.787	*.756*	*3.504*	*4.724*	*1.181*	*4.724*	*.756*	*.787*	*1160*			
25	E20	1	1	**E20-A25-SS-080**	25.0	19.2	73	80.0	5.0	80.0	19.2	25.0	80	0.30	1	40000
					.984	*.756*	*2.874*	*3.150*	*.197*	*3.150*	*.756*	*.984*	*1160*			
	E25	1	1	**E25-A25-SS-140**	25.0	24.1	99	140.0	40.0	140.0	24.1	25.0	80	0.53	1	25000
					.984	*.949*	*3.898*	*5.512*	*1.575*	*5.512*	*.949*	*.984*	*1160*			
32	E25	1	1	**E25-A32-SS-080**	32.0	24.1	73	80.0	5.0	80.0	24.1	32.0	80	0.53	1	40000
					1.260	*.949*	*2.874*	*3.150*	*.197*	*3.150*	*.949*	*1.260*	*1160*			

Q5 Q1 Q35 Q30

Mango cilindrico para adaptador Cormant EH

Diseño recto

Versión métrica



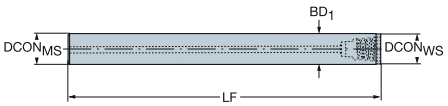

Mango subdimensionado G de metal pesado

CZC$_{MS}$	CZC$_{WS}$	CNSC	CXSC	Código de pedido	Dimensiones, mm, pulg. DCON$_{MS}$	DCON$_{WS}$	LSC	LF	LB$_1$	BD$_1$	CP Bar/PSI	Kg	BBD	RPMX
9	E10	1	1	**EH10-A09.7-SH-100**	9.7	9.6	97	100.0	100.0	9.7	80	0.10	1	23000
					.382	*.378*	*3.819*	*3.937*	*3.937*	*.382*	*1160*			
11	E12	1	1	**EH12-A11.7-SH-110**	11.7	11.6	107	110.0	110.0	11.7	80	0.20	1	23000
					.461	*.457*	*4.213*	*4.331*	*4.331*	*.461*	*1160*			
15	E16	1	1	**EH16-A15.7-SH-130**	15.7	15.4	126	130.0	130.0	15.7	80	0.40	1	19000
					.618	*.606*	*4.961*	*5.118*	*5.118*	*.618*	*1160*			
19	E20	1	1	**EH20-A19.7-SH-160**	19.7	19.2	156	160.0	160.0	19.7	80	0.80	1	19000
					.776	*.756*	*6.142*	*6.299*	*6.299*	*.776*	*1160*			
24	E25	1	1	**EH25-A24.7-SH-185**	24.7	24.1	181	185.0	185.0	24.7	80	1.40	1	14000
					.972	*.949*	*7.126*	*7.283*	*7.283*	*.972*	*1160*			

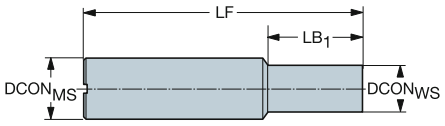

Mango de metal duro

CZC$_{MS}$	CZC$_{WS}$	CNSC	CXSC	Código de pedido	Dimensiones, mm, pulg. DCON$_{MS}$	DCON$_{WS}$	LSC	LF	LB$_1$	LB$_2$	BD$_1$	BD$_2$	CP Bar/PSI	Kg	BBD	RPMX
10	E10	1	1	**E10-A10-SE-100**	10.0	9.6	49	100.0	50.0	100.0	9.6	10.0	80	0.78	1	35000
					.394	*.378*	*1.929*	*3.937*	*1.969*	*3.937*	*.378*	*.394*	*1160*			
12	E12	1	1	**E12-A12-SE-100**	12.0	11.6	51	100.0	48.0	100.0	11.6	12.0	80	1.44	1	40000
					.472	*.457*	*2.008*	*3.937*	*1.890*	*3.937*	*.457*	*.472*	*1160*			
16	E16	1	1	**E16-A16-SE-135**	16.0	15.4	54	135.0	80.0	135.0	15.4	16.0	80	0.11	1	27000
					.630	*.606*	*2.126*	*5.315*	*3.150*	*5.315*	*.606*	*.630*	*1160*			
20	E20	1	1	**E20-A20-SE-095**	20.0	19.2	56	95.0	38.0	95.0	19.2	20.0	80	0.16	1	40000
					.787	*.756*	*2.205*	*3.740*	*1.496*	*3.740*	*.756*	*.787*	*1160*			
	E20	1	1	**E20-A20-SE-180**	20.0	19.2	69	180.0	110.0	180.0	19.2	20.0	80	0.44	1	20000
					.787	*.756*	*2.717*	*7.087*	*4.331*	*7.087*	*.756*	*.787*	*1160*			
25	E25	1	1	**E25-A25-SE-200**	25.0	24.1	79	200.0	120.0	200.0	24.1	25.0	80	0.39	1	19000
					.984	*.949*	*3.110*	*7.874*	*4.724*	*7.874*	*.949*	*.984*	*1160*			

Q5 Q1 Q35 Q30

Mango cilindrico para adaptador Cormant EH

Diseño recto

Versión en pulgadas

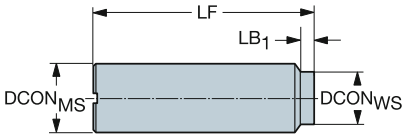

Mango de acero

CZC_{MS}	CZC_{WS}	CNSC	CXSC	Código de pedido	Dimensiones, mm, pulg. $DCON_{MS}$	$DCON_{WS}$	LSC	LF	LB_1	LB_2	BD_1	BD_2	CP Bar/PSI	Kg	BBD	RPMX
3/8	E10	1	1	AE10-A10-SS-030	9.5	9.2	54	76.2	21.3	76.2	9.2	9.5	80	0.05	1	40000
					.375	*.360*	*2.126*	*3.000*	*.839*	*3.000*	*.360*	*.375*	*1160*			
1/2	E10	1	1	AE10-A12-SS-025	12.7	9.2	55	63.5	6.3	63.5	9.2	12.7	80	0.10	1	40000
					.500	*.360*	*2.165*	*2.500*	*.250*	*2.500*	*.360*	*.500*	*1160*			
	E10	1	1	AE10-A12-SS-030	12.7	9.2	48	76.2	25.4	76.2	9.2	12.7	80	0.10	1	40000
					.500	*.360*	*1.890*	*3.000*	*1.000*	*3.000*	*.360*	*.500*	*1160*			
	E12	1	1	AE12-A12-SS-030	12.7	12.2	68	76.2	6.3	76.2	12.2	12.7	80	0.10	1	40000
					.500	*.480*	*2.677*	*3.000*	*.250*	*3.000*	*.480*	*.500*	*1160*			
	E12	1	1	AE12-A12-SS-045	12.7	12.2	87	114.3	25.4	114.3	12.2	12.7	80	0.10	1	30000
					.500	*.480*	*3.425*	*4.500*	*1.000*	*4.500*	*.480*	*.500*	*1160*			
5/8	E16	1	1	AE16-A16-SS-030	15.8	15.4	68	76.2	6.3	76.2	15.4	15.9	80	0.10	1	40000
					.625	*.606*	*2.677*	*3.000*	*.250*	*3.000*	*.606*	*.625*	*1160*			
	E16	1	1	AE16-A16-SS-045	15.8	15.4	87	114.3	25.4	114.3	15.4	15.9	80	0.10	1	30000
					.625	*.606*	*3.425*	*4.500*	*1.000*	*4.500*	*.606*	*.625*	*1160*			
3/4	E20	1	1	AE20-A19-SS-030	19.0	18.4	68	76.2	6.3	76.2	18.4	19.1	80	0.19	1	40000
					.750	*.724*	*2.677*	*3.000*	*.250*	*3.000*	*.724*	*.750*	*1160*			
	E20	1	1	AE20-A19-SS-045	19.0	18.4	88	114.3	25.4	114.3	18.4	19.1	80	0.30	1	40000
					.750	*.724*	*3.465*	*4.500*	*1.000*	*4.500*	*.724*	*.750*	*1160*			
1	E25	1	1	AE25-A25-SS-035	25.4	24.4	81	88.9	6.3	88.9	24.4	25.4	80	0.31	1	40000
					1.000	*.961*	*3.189*	*3.500*	*.250*	*3.500*	*.961*	*1.000*	*1160*			
	E25	1	1	AE25-A25-SS-045	25.4	24.4	75	114.3	38.1	114.3	24.4	25.4	80	0.40	1	40000
					1.000	*.961*	*2.953*	*4.500*	*1.500*	*4.500*	*.961*	*1.000*	*1160*			
1 1/4	E25	1	1	AE25-A32-SS-065	31.7	24.4	99	165.1	63.5	165.1	24.4	31.8	80	0.80	1	23000
					1.250	*.961*	*3.898*	*6.500*	*2.500*	*6.500*	*.961*	*1.250*	*1160*			

Q5 Q1 Q35 Q30

Mango cilindrico para adaptador Cormant EH

Diseño recto

Versión en pulgadas



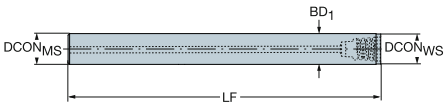

Mango subdimensionado G de metal pesado

CZCMS	CZCWS	CNSC	CXSC	Código de pedido	Dimensiones, mm, pulg. DCONMS	DCONWS	LSC	LF	LB1	BD1	CP Bar/PSI	Kg	BBD	RPMX
9	E10	1	1	**AEH10-A09.2-SH-100**	9.2	9.2	97	100.0	100.0	9.2	80	0.10	1	23000
					.362	*.360*	*3.819*	*3.937*	*3.937*	*.362*	*1160*			
18	E20	1	1	**AEH20-A18.7-SH-150**	18.7	18.4	147	150.0	150.0	18.7	80	0.65	1	19000
					.736	*.724*	*5.787*	*5.906*	*5.906*	*.736*	*1160*			

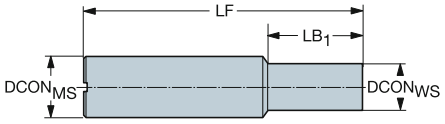

Mango de metal duro

CZCMS	CZCWS	CNSC	CXSC	Código de pedido	Dimensiones, mm, pulg. DCONMS	DCONWS	LSC	LF	LB1	LB2	BD1	BD2	CP Bar/PSI	Kg	BBD	RPMX
1 1/4	E25	1	1	**AE25-A32-SE-065**	31.7	24.4	99	165.1	65.6	165.1	24.4	31.8	80	1.00	1	37000
					1.250	*.961*	*3.898*	*6.500*	*2.583*	*6.500*	*.961*	*1.250*	*1160*			

Q5 Q1 Q35 Q30

Mango cilindrico para adaptador Cormant EH

Diseño cónico

Versión métrica

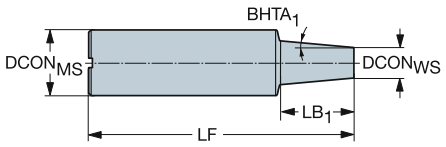

Mango de acero

CZC_{MS}	CZC_{WS}	CNSC	CXSC	Código de pedido	Dimensiones, mm, pulg. $DCON_{MS}$	$DCON_{WS}$	LSC	LF	LB_1	LB_2	BD_1	BD_2	$BHTA_1$	CP Bar/PSI	Kg	BBD	RPMX
16	E10	1	1	E10-A16-CS-140	16.0	9.6	103	140.0	36.6	140.0	9.6	16.0	5°	80	0.20	1	16000
					.630	*.378*	*4.055*	*5.512*	*1.441*	*5.512*	*.378*	*.630*		*1160*			
	E10	1	1	E10-A16-CS-160	16.0	9.6	108	160.0	50.0	160.0	9.6	16.0	1°	80	0.30	1	12000
					.630	*.378*	*4.252*	*6.299*	*1.969*	*6.299*	*.378*	*.630*		*1160*			
	E12	1	1	E12-A16-CS-140	16.0	11.6	115	140.0	25.1	140.0	11.6	16.0	5°	80	0.20	1	16000
					.630	*.457*	*4.528*	*5.512*	*.988*	*5.512*	*.457*	*.630*		*1160*			
	E12	1	1	E12-A16-CS-170	16.0	11.6	108	170.0	60.0	170.0	11.6	16.0	1°	80	0.30	1	12000
					.630	*.457*	*4.252*	*6.693*	*2.362*	*6.693*	*.457*	*.630*		*1160*			
20	E16	1	1	E16-A20-CS-190	20.0	15.4	112	190.0	75.0	190.0	15.4	20.0	1°	80	0.40	1	13000
					.787	*.606*	*4.409*	*7.480*	*2.953*	*7.480*	*.606*	*.787*		*1160*			
25	E16	1	1	E16-A25-CS-170	25.0	15.4	115	170.0	54.9	170.0	15.4	25.0	5°	80	0.60	1	18000
					.984	*.606*	*4.528*	*6.693*	*2.161*	*6.693*	*.606*	*.984*		*1160*			
32	E10	1	1	E10-A32-CS-250	32.0	9.6	186	250.0	63.5	250.0	9.6	32.0	10°	80	1.38	1	10000
					1.260	*.378*	*7.323*	*9.843*	*2.500*	*9.843*	*.378*	*1.260*		*1160*			
	E12	1	1	E12-A32-CS-250	32.0	11.6	192	250.0	57.8	250.0	11.6	32.0	10°	80	1.38	1	10000
					1.260	*.457*	*7.559*	*9.843*	*2.276*	*9.843*	*.457*	*1.260*		*1160*			
	E20	1	1	E20-A32-CS-180	32.0	19.2	107	180.0	73.2	180.0	19.2	32.0	5°	80	1.11	1	20000
					1.260	*.756*	*4.213*	*7.087*	*2.882*	*7.087*	*.756*	*1.260*		*1160*			
	E25	1	1	E25-A32-CS-200	32.0	24.1	154	200.0	45.1	200.0	24.1	32.0	5°	80	1.12	1	15000
					1.260	*.949*	*6.063*	*7.874*	*1.776*	*7.874*	*.949*	*1.260*		*1160*			

Mango de metal duro

CZC_{MS}	CZC_{WS}	CNSC	CXSC	Código de pedido	Dimensiones, mm, pulg. $DCON_{MS}$	$DCON_{WS}$	LSC	LF	LB_1	LB_2	BD_1	BD_2	$BHTA_1$	CP Bar/PSI	Kg	BBD	RPMX
16	E10	1	1	E10-A16-CE-155	16.0	9.6	52	155.0	100.0	155.0	9.6	16.0	1°	80	1.08	1	22000
					.630	*.378*	*2.047*	*6.102*	*3.937*	*6.102*	*.378*	*.630*		*1160*			
	E12	1	1	E12-A16-CE-150	16.0	11.6	58	150.0	90.0	150.0	11.6	16.0	1°	80	2.09	1	23000
					.630	*.457*	*2.283*	*5.906*	*3.543*	*5.906*	*.457*	*.630*		*1160*			
20	E16	1	1	E16-A20-CE-175	20.0	15.4	55	175.0	118.0	175.0	15.4	20.0	1°	80	0.45	1	22000
					.787	*.606*	*2.165*	*6.890*	*4.646*	*6.890*	*.606*	*.787*		*1160*			
25	E20	1	1	EH20-A25-CE-150	25.0	19.2	116	150.0	33.1	150.0	19.2	25.0	5°	80	0.90	1	23000
					.984	*.756*	*4.567*	*5.906*	*1.303*	*5.906*	*.756*	*.984*		*1160*			
	E20	1	1	EH20-A25-CE-200	25.0	19.2	117	200.0	83.0	200.0	19.2	25.0	2°	80	1.20	1	19000
					.984	*.756*	*4.606*	*7.874*	*3.268*	*7.874*	*.756*	*.984*		*1160*			
32	E20	1	1	EH20-A32-CE-175	32.0	19.2	101	175.0	73.2	175.0	19.2	32.0	5°	80	1.60	1	21000
					1.260	*.756*	*3.976*	*6.890*	*2.882*	*6.890*	*.756*	*1.260*		*1160*			
	E25	1	1	EH25-A32-CE-190	32.0	24.1	144	190.0	45.1	190.0	24.1	32.0	5°	80	2.00	1	20000
					1.260	*.949*	*5.669*	*7.480*	*1.776*	*7.480*	*.949*	*1.260*		*1160*			
	E25	1	1	EH25-A32-CE-215	32.0	24.1	169	215.0	45.1	215.0	24.1	32.0	5°	80	2.30	1	18000
					1.260	*.949*	*6.654*	*8.465*	*1.776*	*8.465*	*.949*	*1.260*		*1160*			

Q5 Q1 Q35 Q30

Mango cilindrico para adaptador Cormant EH

Diseño cónico

Versión en pulgadas

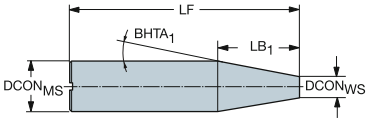

Mango de acero

CZC_{MS}	CZC_{WS}	CNSC	CXSC	Código de pedido	Dimensiones, mm, pulg. $DCON_{MS}$	$DCON_{WS}$	LSC	LF	LB_1	LB_2	BD_1	BD_2	$BHTA_1$	CP Bar/PSI	Kg	BBD	RPMX
5/8	E10	1	1	AE10-A16-CS-055	15.8	9.2	101	139.7	38.5	139.7	9.2	15.9	5°	80	0.19	1	17000
					.625	*.360*	*3.976*	*5.500*	*1.516*	*5.500*	*.360*	*.625*		*1160*			
	E10	1	1	AE10-A16-CS-065	15.8	9.2	112	165.1	51.0	165.1	9.2	15.9	1°	80	0.19	1	12000
					.625	*.360*	*4.409*	*6.500*	*2.008*	*6.500*	*.360*	*.625*		*1160*			
	E12	1	1	AE12-A16-CS-065	15.8	12.2	144	165.1	21.0	165.1	12.2	15.9	5°	80	0.19	1	12000
					.625	*.480*	*5.669*	*6.500*	*.827*	*6.500*	*.480*	*.625*		*1160*			
	E12	1	1	AE12-A16-CS-075	15.8	12.2	127	190.5	61.0	190.5	12.2	15.9	1°	80	0.30	1	10000
					.625	*.480*	*5.000*	*7.500*	*2.402*	*7.500*	*.480*	*.625*		*1160*			
3/4	E16	1	1	AE16-A19-CS-065	19.0	15.4	144	165.1	21.0	165.1	15.4	19.1	5°	80	0.31	1	16000
					.750	*.606*	*5.669*	*6.500*	*.827*	*6.500*	*.606*	*.750*		*1160*			
	E16	1	1	AE16-A19-CS-075	19.0	15.4	112	190.5	76.2	190.5	15.4	19.1	1°	80	0.31	1	12000
					.750	*.606*	*4.409*	*7.500*	*3.000*	*7.500*	*.606*	*.750*		*1160*			
1	E20	1	1	AE20-A25-CS-060	25.4	18.4	112	152.4	40.0	152.4	18.4	25.4	5°	80	0.56	1	23000
					1.000	*.724*	*4.409*	*6.000*	*1.575*	*6.000*	*.724*	*1.000*		*1160*			
	E20	1	1	AE20-A25-CS-080	25.4	18.4	120	203.2	80.0	203.2	18.4	25.4	1°	80	0.70	1	12000
					1.000	*.724*	*4.724*	*8.000*	*3.150*	*8.000*	*.724*	*1.000*		*1160*			
1 1/4	E20	1	1	AE20-A32-CS-070	31.7	18.4	101	177.8	76.3	177.8	18.4	31.8	5°	80	1.05	1	20000
					1.250	*.724*	*3.976*	*7.000*	*3.004*	*7.000*	*.724*	*1.250*		*1160*			
	E25	1	1	AE25-A32-CS-075	31.7	24.4	148	190.5	42.0	190.5	24.4	31.8	5°	80	1.20	1	17000
					1.250	*.961*	*5.827*	*7.500*	*1.654*	*7.500*	*.961*	*1.250*		*1160*			
	E25	1	1	AE25-A32-CS-085	31.7	24.4	173	215.9	42.0	215.9	24.4	31.8	5°	80	1.05	1	11000
					1.250	*.961*	*6.811*	*8.500*	*1.654*	*8.500*	*.961*	*1.250*		*1160*			

Mango de metal duro

CZC_{MS}	CZC_{WS}	CNSC	CXSC	Código de pedido	Dimensiones, mm, pulg. $DCON_{MS}$	$DCON_{WS}$	LSC	LF	LB_1	LB_2	BD_1	BD_2	$BHTA_1$	CP Bar/PSI	Kg	BBD	RPMX
5/8	E10	1	1	AE10-A16-CE-055	15.8	9.2	101	139.7	38.5	139.7	9.2	15.9	5°	80	0.41	1	28000
					.625	*.360*	*3.976*	*5.500*	*1.516*	*5.500*	*.360*	*.625*		*1160*			
	E10	1	1	AE10-A16-CE-065	15.8	9.2	112	165.1	53.0	165.1	9.2	15.9	1°	80	0.48	1	19000
					.625	*.360*	*4.409*	*6.500*	*2.087*	*6.500*	*.360*	*.625*		*1160*			
	E12	1	1	AE12-A16-CE-065	15.8	12.2	144	165.1	21.0	165.1	12.2	15.9	5°	80	0.55	1	18000
					.625	*.480*	*5.669*	*6.500*	*.827*	*6.500*	*.480*	*.625*		*1160*			
	E12	1	1	AE12-A16-CE-075	15.8	12.2	127	190.5	63.0	190.5	12.2	15.9	1°	80	0.68	1	13000
					.625	*.480*	*5.000*	*7.500*	*2.480*	*7.500*	*.480*	*.625*		*1160*			
3/4	E16	1	1	AE16-A19-CE-065	19.0	15.4	144	165.1	21.0	165.1	15.4	19.1	5°	80	0.41	1	25000
					.750	*.606*	*5.669*	*6.500*	*.827*	*6.500*	*.606*	*.750*		*1160*			
	E16	1	1	AE16-A19-CE-075	19.0	15.4	112	190.5	78.3	190.5	15.4	19.1	1°	80	0.48	1	18000
					.750	*.606*	*4.409*	*7.500*	*3.083*	*7.500*	*.606*	*.750*		*1160*			
1	E20	1	1	AE20-A25-CE-060	25.4	18.4	112	152.4	40.0	152.4	18.4	25.4	5°	80	0.48	1	36000
					1.000	*.724*	*4.409*	*6.000*	*1.575*	*6.000*	*.724*	*1.000*		*1160*			
	E20	1	1	AE20-A25-CE-080	25.4	18.4	120	203.2	82.6	203.2	18.4	25.4	1°	80	0.55	1	19000
					1.000	*.724*	*4.724*	*8.000*	*3.252*	*8.000*	*.724*	*1.000*		*1160*			
1 1/4	E20	1	1	AE20-A32-CE-070	31.7	18.4	101	177.8	76.3	177.8	18.4	31.8	5°	80	0.68	1	33000
					1.250	*.724*	*3.976*	*7.000*	*3.004*	*7.000*	*.724*	*1.250*		*1160*			
	E25	1	1	AE25-A32-CE-075	31.7	24.4	148	190.5	42.0	190.5	24.4	31.8	5°	80	1.20	1	21000
					1.250	*.961*	*5.827*	*7.500*	*1.654*	*7.500*	*.961*	*1.250*		*1160*			
	E25	1	1	AE25-A32-CE-085	31.7	24.4	173	215.9	42.0	215.9	24.4	31.8	5°	80	1.00	1	18000
					1.250	*.961*	*6.811*	*8.500*	*1.654*	*8.500*	*.961*	*1.250*		*1160*			

ISO 13399 Q1 CNSC CXSC Q35 C3 – D C Q30 Tailor Made Q5

SANDVIK Coromant

Mango cilíndrico a portapinzas ER

Adaptador del lado de la pieza DIN 6499-B

DSGN 1

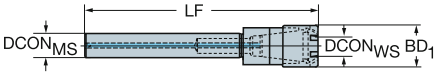

Versión métrica

CZC$_{MS}$	CZC$_{WS}$	CNSC	CXSC	DSGN	Código de pedido	Dimensiones, mm, pulg. DCON$_{MS}$	DCON$_{WS}$	LF	LB$_1$	BD$_1$	CP Bar/PSI	Kg
8	ER11	1	1	1	393.14-08 11 056	8.0	11.4	82.5	82.5	16.0	20	0.05
						.315	*.449*	*3.248*	*3.248*	*.630*	*290*	
12	ER16	1	1	1	393.14-12 16 080	12.0	17.0	118.5	118.5	22.0	20	0.17
						.472	*.669*	*4.665*	*4.665*	*.866*	*290*	
16	ER11	1	1	1	393.14-16 11 150	16.0	11.4	171.0	171.0	16.0	20	0.30
						.630	*.449*	*6.732*	*6.732*	*.630*	*290*	
20	ER16	1	1	1	393.14-20 16 155	20.0	17.0	181.5	181.5	22.0	20	0.40
						.787	*.669*	*7.146*	*7.146*	*.866*	*290*	
25	ER20	1	1	1	393.14-25 20 170A	25.0	21.0	182.0	182.0	28.0	20	0.42
						.984	*.827*	*7.165*	*7.165*	*1.102*	*290*	

Versión en pulgadas

CZC$_{MS}$	CZC$_{WS}$	CNSC	CXSC	DSGN	Código de pedido	Dimensiones, mm, pulg. DCON$_{MS}$	DCON$_{WS}$	LF	LB$_1$	BD$_1$	CP Bar/PSI	Kg
1/2	ER16	1	1	1	A393.14-13 16 182	12.7	17.0	177.0	177.0	22.0	20	0.32
						.500	*.669*	*6.969*	*6.969*	*.866*	*290*	
3/4	ER16	1	1	1	A393.14-19 16 182	19.0	17.0	181.5	181.5	22.0	20	0.32
						.750	*.669*	*7.146*	*7.146*	*.866*	*290*	
	ER20	1	1	1	A393.14-19 20 187	19.0	21.0	187.0	187.0	28.0	20	0.32
						.750	*.827*	*7.362*	*7.362*	*1.102*	*290*	
	ER25	1	1	1	A393.14-19 25 203	19.0	26.0	203.0	203.0	41.7	20	0.83
						.750	*1.024*	*7.992*	*7.992*	*1.642*	*290*	
1	ER20	1	1	1	A393.14-26 20 203	25.4	21.0	203.0	203.2	28.0	20	0.70
						1.000	*.827*	*7.992*	*8.000*	*1.102*	*290*	
	ER25	1	1	1	A393.14-26 25 203	25.4	26.0	203.0	203.0	41.7	20	1.60
						1.000	*1.024*	*7.992*	*7.992*	*1.642*	*290*	
	ER32	1	1	1	A393.14-26 32 203	25.4	33.0	203.0	203.0	49.7	20	1.06
						1.000	*1.299*	*7.992*	*7.992*	*1.957*	*290*	

P20

ISO 13399 Q1

CNSC CXSC Q35

Mango cilíndrico a CoroChuck™ 970

Para operaciones de roscado sincronizado

Adaptador del lado de la pieza DIN 6499-B



DSGN 1

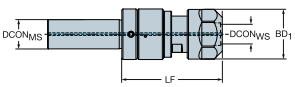

2

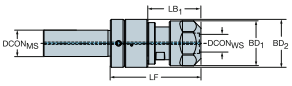

5

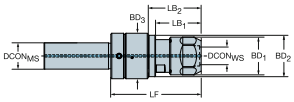

Versión métrica

CZC$_{MS}$	CZC$_{WS}$	TRMAX	CNSC	CXSC	DSGN	Código de pedido	Dimensiones, mm, pulg. DCON$_{MS}$	DCON$_{WS}$	LF	LB$_1$	LB$_2$	LB$_3$	BD$_1$	BD$_2$	BD$_3$	CP Bar/PSI	Kg	RPMX
12	ER8	M3	1	1	1	**970-CY12-8-052**	12.0	8.5	100.0	100.0			12.0			60	0.07	8000
							.472	*.335*	*3.937*	*3.937*			*.472*			*870*		
16	ER11	M5	1	1	5	**970-CY16-11-052**	16.0	11.3	96.4	21.4	25.2	51.9	18.7	19.9	23.5	80	0.14	8000
							.630	*.445*	*3.795*	*.843*	*.992*	*2.043*	*.736*	*.783*	*.925*	*1160*		
20	ER20	M12	1	1	2	**970-CY20-20-069**	20.0	20.8	119.5	40.3	68.7	1.0	34.0	34.6	1.0	80	0.41	8000
							.787	*.819*	*4.705*	*1.587*	*2.705*	*.039*	*1.339*	*1.362*	*.039*	*1160*		

P28 P11 Q1 Q35 Q33

Weldon a CoroMill® 327, adaptador

DSGN 7

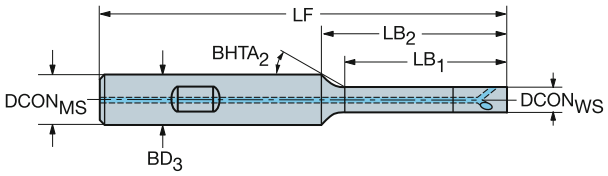

Versión métrica

CZC$_{MS}$	CZC$_{WS}$	CNSC	CXSC	DSGN	Código de pedido	Dimensiones, mm, pulg. DCON$_{MS}$	DCON$_{WS}$	LSC	LF	LB$_1$	LB$_2$	BD$_1$	BD$_2$	BHTA$_2$	CP Bar/PSI	Kg
12	06	1	1	7	**327-12B15SC-06**	12.0	6.0	53	70.5	11.5	17.2	6.0	6.0	30°	20	0.09
						.472	*.236*	*2.097*	*2.776*	*.453*	*.678*	*.236*	*.236*		*290*	
	06	1	1	7	**327-12B21EC-06**	12.0	6.0	53	76.5	17.5	23.2	6.0	6.0	30°	20	0.09
						.472	*.236*	*2.097*	*3.012*	*.689*	*.915*	*.236*	*.236*		*290*	
	06	1	1	7	**327-12B30EC-06**	12.0	6.0	86	86.5	26.5	32.2	6.0	6.0	30°	20	0.10
						.472	*.236*	*3.406*	*3.406*	*1.043*	*1.269*	*.236*	*.236*		*290*	
	06	1	1	7	**327-12B42EC-06**	12.0	6.0	52	96.5	38.5	44.2	6.0	6.0	30°	20	0.10
						.472	*.236*	*2.058*	*3.799*	*1.516*	*1.741*	*.236*	*.236*		*290*	
16	09	1	1	7	**327-16B18SC-09**	16.0	9.0	55	74.3	12.2	18.8	9.0	9.0	30°	20	0.10
						.630	*.354*	*2.181*	*2.923*	*.482*	*.742*	*.354*	*.354*		*290*	
	09	1	1	7	**327-16B32EC-09**	16.0	9.0	61	94.3	26.2	32.8	9.0	9.0	30°	20	0.19
						.630	*.354*	*2.417*	*3.711*	*1.033*	*1.293*	*.354*	*.354*		*290*	
	09	1	1	7	**327-16B45EC-09**	16.0	9.0	104	104.3	39.2	45.8	9.0	9.0	30°	20	0.19
						.630	*.354*	*4.104*	*4.104*	*1.545*	*1.805*	*.354*	*.354*		*290*	
	09	1	1	7	**327-16B64EC-09**	16.0	9.0	59	124.3	58.2	64.8	9.0	9.0	30°	20	0.20
						.630	*.354*	*2.339*	*4.892*	*2.293*	*2.553*	*.354*	*.354*		*290*	
	12	1	1	7	**327-16B24SC-12**	16.0	12.0	52	74.3	18.3	22.3	12.0	12.0	30°	20	0.10
						.630	*.472*	*2.047*	*2.925*	*.720*	*.878*	*.472*	*.472*		*290*	
	12	1	1	7	**327-16B42EC-12**	16.0	12.0	54	94.3	36.3	40.3	12.0	12.0	30°	20	0.18
						.630	*.472*	*2.126*	*3.713*	*1.429*	*1.587*	*.472*	*.472*		*290*	
	12	1	1	7	**327-16B60EC-12**	16.0	12.0	66	124.3	54.3	58.3	12.0	12.0	30°	20	0.25
						.630	*.472*	*2.598*	*4.894*	*2.138*	*2.295*	*.472*	*.472*		*290*	
	12	1	1	7	**327-16B85EC-12**	16.0	12.0	71	154.3	79.3	83.3	12.0	12.0	30°	20	0.30
						.630	*.472*	*2.795*	*6.075*	*3.122*	*3.280*	*.472*	*.472*		*290*	
	14	1	1	7	**327-16B42EC-14**	16.0	14.3	93	93.5	35.5	37.5	14.3	14.3	30°	20	0.20
						.630	*.563*	*3.681*	*3.681*	*1.398*	*1.477*	*.563*	*.563*		*290*	
	14	1	1	7	**327-16B60EC-14**	16.0	14.3	67	123.5	53.5	55.5	14.3	14.3	30°	20	0.25
						.630	*.563*	*2.677*	*4.862*	*2.106*	*2.185*	*.563*	*.563*		*290*	
	14	1	1	7	**327-16B85EC-14**	16.0	14.3	72	153.5	78.5	80.5	14.3	14.3	30°	20	0.35
						.630	*.563*	*2.874*	*6.043*	*3.091*	*3.170*	*.563*	*.563*		*290*	
20	14	1	1	7	**327-20B35SC-14**	20.0	14.3	60	93.5	29.2	33.2	16.0	16.0	30°	20	0.19
						.787	*.563*	*2.374*	*3.681*	*1.150*	*1.307*	*.630*	*.630*		*290*	

ISO 13399 Q1

CNSC CXSC Q35

Weldon a CoroMill® 327, adaptador

DSGN 7

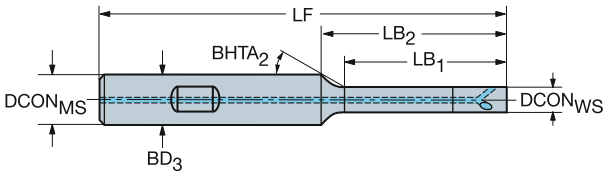

Versión en pulgadas

CZC$_{MS}$	CZC$_{WS}$	CNSC	CXSC	DSGN	Código de pedido	Dimensiones, mm, pulg. DCON$_{MS}$	DCON$_{WS}$	LSC	LF	LB$_1$	LB$_2$	BD$_1$	BD$_2$	BHTA$_2$	CP Bar/PSI	Kg
1/2	06	1	1	7	A327-13B21EC-06	12.7	6.0	76	76.5	17.5	23.8	6.0	6.0	30°	20	0.49
						.500	*.236*	*3.012*	*3.012*	*.689*	*.939*	*.236*	*.236*		*290*	
	06	1	1	7	A327-13B30EC-06	12.7	6.0	53	86.5	26.4	32.8	6.0	6.0	30°	20	0.09
						.500	*.236*	*2.112*	*3.405*	*1.043*	*1.293*	*.236*	*.236*		*290*	
	06	1	1	7	A327-13B42EC-06	12.7	6.0	51	96.5	38.5	44.8	6.0	6.0	30°	20	0.09
						.500	*.236*	*2.033*	*3.799*	*1.516*	*1.766*	*.236*	*.236*		*290*	
5/8	09	1	1	7	A327-16B18SC-09	15.8	9.0	55	74.3	12.2	18.7	9.0	9.0	30°	20	0.09
						.625	*.354*	*2.185*	*2.924*	*.483*	*.738*	*.354*	*.354*		*290*	
	09	1	1	7	A327-16B32EC-09	15.8	9.0	61	94.3	26.2	32.7	9.0	9.0	30°	20	0.62
						.625	*.354*	*2.421*	*3.711*	*1.034*	*1.289*	*.354*	*.354*		*290*	
	09	1	1	7	A327-16B45EC-09	15.8	9.0	58	104.3	39.2	45.7	9.0	9.0	30°	20	0.62
						.625	*.354*	*2.303*	*4.105*	*1.546*	*1.801*	*.354*	*.354*		*290*	
	09	1	1	7	A327-16B64EC-09	15.8	9.0	59	124.2	58.2	64.7	9.0	9.0	30°	20	0.19
						.625	*.354*	*2.342*	*4.892*	*2.294*	*2.549*	*.354*	*.354*		*290*	
	12	1	1	7	A327-16B24SC-12	15.8	12.0	52	74.2	18.2	22.1	12.0	12.0	30°	20	0.09
						.625	*.472*	*2.051*	*2.923*	*.718*	*.871*	*.472*	*.472*		*290*	
	12	1	1	7	A327-16B42EC-12	15.8	12.0	54	94.3	36.3	40.2	12.0	12.0	30°	20	0.62
						.625	*.472*	*2.129*	*3.713*	*1.430*	*1.583*	*.472*	*.472*		*290*	
	12	1	1	7	A327-16B60EC-12	15.8	12.0	66	124.2	54.2	58.1	12.0	12.0	30°	20	0.23
						.625	*.472*	*2.602*	*4.890*	*2.134*	*2.288*	*.472*	*.472*		*290*	
	12	1	1	7	A327-16B85EC-12	15.8	12.0	71	154.2	79.2	83.1	12.0	12.0	30°	20	0.30
						.625	*.472*	*2.799*	*6.071*	*3.118*	*3.272*	*.472*	*.472*		*290*	
	14	1	1	7	A327-16B42EC-14	15.8	14.3	56	93.5	35.5	37.4	14.3	14.3	30°	20	0.19
						.625	*.563*	*2.208*	*3.681*	*1.398*	*1.473*	*.563*	*.563*		*290*	
	14	1	1	7	A327-16B60EC-14	15.8	14.3	68	123.5	53.4	55.3	14.3	14.3	30°	20	0.23
						.625	*.563*	*2.681*	*4.862*	*2.106*	*2.181*	*.563*	*.563*		*290*	
	14	1	1	7	A327-16B85EC-14	15.8	14.3	73	153.5	78.4	80.3	14.3	14.3	30°	20	0.32
						.625	*.563*	*2.878*	*6.043*	*3.090*	*3.165*	*.563*	*.563*		*290*	

ISO 13399 Q1

CNSC CXSC Q35

Weldon a CoroChuck™ 970

Para operaciones de roscado sincronizado

Adaptador del lado de la pieza DIN 6499-B



DSGN 2

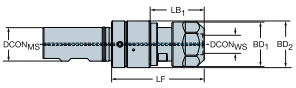

5

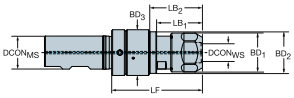

9

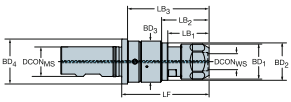

Versión métrica

CZC$_{MS}$	CZC$_{WS}$	TRMAX	CNSC	CXSC	DSGN	Código de pedido	Dimensiones, mm, pulg. DCON$_{MS}$	DCON$_{WS}$	LF	LB$_1$	LB$_2$	LB$_3$	BD$_1$	BD$_2$	BD$_3$	CP Bar/PSI	Kg	RPMX
16	ER11	M5	1	1	5	970-WE16-11-052	16.0	11.3	96.4	25.2	44.4	51.9	19.9	23.5	27.9	80	0.14	8000
							.630	*.445*	*3.795*	*.992*	*1.748*	*2.043*	*.783*	*.925*	*1.098*	*1160*		
20	ER11	M5	1	1	9	970-WE20-11-052	20.0	11.3	147.2	21.4	25.2	48.6	18.7	19.9	23.5	80	0.20	8000
							.787	*.445*	*5.795*	*.843*	*.992*	*1.913*	*.736*	*.783*	*.925*	*1160*		
	ER20	M12	1	1	2	970-WE20-20-069	20.0	20.8	119.5	40.3	68.7		34.0	34.6		80	0.41	8000
							.787	*.819*	*4.705*	*1.587*	*2.705*		*1.339*	*1.362*		*1160*		
25	ER11	M5	1	1	9	970-WE25-11-052	25.0	11.3	102.7	25.2	48.6	51.9	19.9	23.5	51.9	80	0.27	8000
							.984	*.445*	*4.043*	*.992*	*1.913*	*2.043*	*.783*	*.925*	*2.043*	*1160*		
	ER20	M12	1	1	2	970-WE25-20-069	25.0	20.8	119.5	40.1	68.7		34.0	34.6		80	0.43	8000
							.984	*.819*	*4.705*	*1.579*	*2.705*		*1.339*	*1.362*		*1160*		
	ER25	M20	1	1	2	970-WE25-25-088	25.0	25.8	138.9	42.0	88.1		42.0	44.0		80	0.82	8000
							.984	*1.016*	*5.469*	*1.654*	*3.469*		*1.654*	*1.732*		*1160*		
	ER40	M30	1	1	1	970-WE25-40-117	25.0	40.8	167.9	117.1			63.0			80	2.04	8000
							.984	*1.606*	*6.610*	*4.610*			*2.480*			*1160*		

Versión en pulgadas

CZC$_{MS}$	CZC$_{WS}$	TRMAX	CNSC	CXSC	DSGN	Código de pedido	Dimensiones, mm, pulg. DCON$_{MS}$	DCON$_{WS}$	LF	LB$_1$	LB$_2$	LB$_3$	BD$_1$	BD$_2$	BD$_3$	CP Bar/PSI	Kg	RPMX
1	ER11	M5	1	1	9	970-WE25A-11-052	25.4	11.3	102.7	25.2	48.6	51.9	19.9	23.5	28.5	80	0.27	8000
							1.000	*.445*	*4.043*	*.992*	*1.913*	*2.043*	*.783*	*.925*	*1.122*	*1160*		
	ER20	M12	1	1	2	970-WE25A-20-069	25.4	20.8	119.5	40.1	68.7		34.0	34.6		80	0.43	8000
							1.000	*.819*	*4.705*	*1.579*	*2.705*		*1.339*	*1.362*		*1160*		
	ER25	M20	1	1	2	970-WE25A-25-088	25.4	25.8	138.9	42.0	88.1		42.0	44.0		80	0.82	8000
							1.000	*1.016*	*5.469*	*1.654*	*3.469*		*1.654*	*1.732*		*1160*		

P28 P31 ISO 13399 Q1 CNSC CXSC Q35 C3 – D C Q33

Weldon a adaptador portamachos de cambio rápido

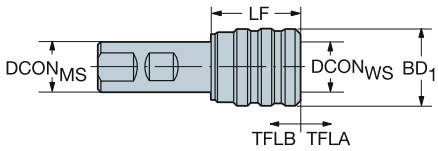

Versión métrica

CZC$_{MS}$	CZC$_{WS}$	TRMAX	CNSC	CXSC	Código de pedido	Dimensiones, mm, pulg. DCON$_{MS}$	DCON$_{WS}$	LB$_1$	BD$_1$	TFLA	TFLB	CP Bar/PSI	Kg	RPMX
25	1	M12	1	0	393.2060-25 01 045	25.0	19.0	45.0	39.0	7	7	80	0.55	8000
						.984	*.748*	*1.772*	*1.535*	*.295*	*.295*	*1160*		
	2	M20	1	0	393.2060-25 02 068	25.0	31.0	68.0	60.0	10	10	80	2.10	8000
						.984	*1.220*	*2.677*	*2.362*	*.394*	*.394*	*1160*		
32	3	M33	1	0	393.2060-32 03 099	32.0	48.0	99.0	86.0	17	17	80	4.50	8000
						1.260	*1.890*	*3.898*	*3.386*	*.689*	*.689*	*1160*		

P36 Q1 Q35

R8 (Bridgeport) a adaptador EH

DSGN 7

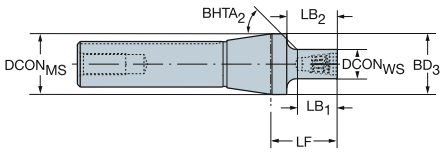

Versión en pulgadas

CZC$_{MS}$	CZC$_{WS}$	CNSC	CXSC	DSGN	Código de pedido	Dimensiones, mm, pulg. DCON$_{WS}$	LF	LB$_1$	LB$_2$	LB$_3$	BD$_1$	BD$_2$	BD$_3$	BHTA$_2$	Kg	RPMX
R8	E10	0	0	7	**A392.R8EH-32 10 025**	9.2	25.0	11.6	16.6	25.0	9.2	9.2	32.0	45°	0.42	10000
						.360	*.984*	*.457*	*.654*	*.984*	*.360*	*.360*	*1.260*			
	E12	0	0	7	**A392.R8EH-32 12 031**	12.2	31.0	17.6	22.6	31.0	12.2	12.2	32.0	45°	0.43	10000
						.480	*1.220*	*.693*	*.890*	*1.220*	*.480*	*.480*	*1.260*			
	E16	0	0	7	**A392.R8EH-32 16 035**	15.4	35.0	21.6	26.6	35.0	15.4	15.4	32.0	45°	0.44	10000
						.606	*1.378*	*.850*	*1.047*	*1.378*	*.606*	*.606*	*1.260*			
	E20	0	0	7	**A392.R8EH-32 20 031**	18.4	31.0	17.6	22.6	31.0	18.4	18.4	32.0	45°	0.44	10000
						.724	*1.220*	*.693*	*.890*	*1.220*	*.724*	*.724*	*1.260*			
	E25	0	0	7	**A392.R8EH-32 25 039**	24.4	39.0	25.8	30.6	39.0	24.4	24.4	32.0	36°	0.49	10000
						.961	*1.535*	*1.016*	*1.205*	*1.535*	*.961*	*.961*	*1.260*			

ISO 13399 Q1 CNSC CXSC Q35 C3 - D C Q33

R8 (Bridgeport) a adaptador en eje

DSGN 1

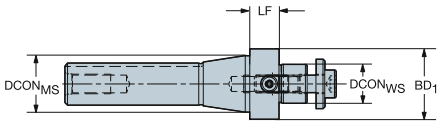

Guía métrica

CZC_{MS}	CZC_{WS}	CNSC	CXSC	DSGN	Código de pedido	Dimensiones, mm, pulg. $DCON_{WS}$	LF	LB_1	BD_1	Kg
R8	16	0	0	1	392.R8.05-16 020	16.0	20.0	20.0	32.0	0.51
						.630	*.787*	*.787*	*1.260*	
	22	0	0	1	392.R8.05-22 020	22.0	20.0	20.0	40.0	0.63
						.866	*.787*	*.787*	*1.575*	

Guía en pulgadas

CZC_{MS}	CZC_{WS}	CNSC	CXSC	DSGN	Código de pedido	Dimensiones, mm, pulg. $DCON_{WS}$	LF	LB_1	BD_1	Kg
R8	3/4	0	0	1	A392.R8.05-19 020	19.1	20.0	20.0	40.0	0.60
						.750	*.787*	*.787*	*1.575*	
	1	0	0	1	A392.R8.05-25 020	25.4	20.0	20.0	50.0	0.77
						1.000	*.787*	*.787*	*1.969*	

P13 Q1 Q35 Q30

ER a adaptador Coromant EH

Adaptador del lado de la máquina DIN 6499-B

DSGN 1

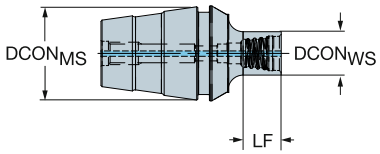

Versión métrica

CZC$_{MS}$	CZC$_{WS}$	CNSC	CXSC	DSGN	Código de pedido	Dimensiones, mm, pulg. DCON$_{MS}$	DCON$_{WS}$	LF	LB$_1$	BD$_1$	CP Bar/PSI	Kg	BBD
ER16	E10	1	1	1	EH-ER16-10-008	17.0	9.6	8.0	8.0	9.6	80	0.03	1
						.669	*.378*	*.315*	*.315*	*.378*	*1160*		
ER20	E10	1	1	1	EH-ER20-10-008	21.0	9.6	8.0	8.0	9.6	80	0.05	1
						.827	*.378*	*.315*	*.315*	*.378*	*1160*		
	E12	1	1	1	EH-ER20-12-010	21.0	11.6	10.0	10.0	11.6	80	0.05	1
						.827	*.457*	*.394*	*.394*	*.457*	*1160*		
ER25	E10	1	1	1	EH-ER25-10-012	26.0	9.6	7.2	12.0	9.6	80	0.10	1
						1.024	*.378*	*.283*	*.472*	*.378*	*1160*		
	E12	1	1	1	EH-ER25-12-014	26.0	11.6	10.2	14.0	11.6	80	0.10	1
						1.024	*.457*	*.402*	*.551*	*.457*	*1160*		
	E16	1	1	1	EH-ER25-16-016	26.0	15.4	14.2	16.0	15.4	80	0.11	1
						1.024	*.606*	*.559*	*.630*	*.606*	*1160*		
ER32	E10	1	1	1	EH-ER32-10-012	33.0	9.6	7.4	12.0	9.6	80	0.19	1
						1.299	*.378*	*.291*	*.472*	*.378*	*1160*		
	E12	1	1	1	EH-ER32-12-014	33.0	11.6	9.4	14.0	11.6	80	0.20	1
						1.299	*.457*	*.370*	*.551*	*.457*	*1160*		
	E16	1	1	1	EH-ER32-16-018	33.0	15.4	13.4	18.0	15.4	80	0.20	1
						1.299	*.606*	*.528*	*.709*	*.606*	*1160*		
	E20	1	1	1	EH-ER32-20-022	33.0	19.2	18.9	22.0	19.2	80	0.22	1
						1.299	*.756*	*.744*	*.866*	*.756*	*1160*		
	E25	1	1	1	EH-ER32-25-025	33.0	24.1	25.0	25.0	24.1	80	0.24	1
						1.299	*.949*	*.984*	*.984*	*.949*	*1160*		

Versión en pulgadas

CZC$_{MS}$	CZC$_{WS}$	CNSC	CXSC	DSGN	Código de pedido	Dimensiones, mm, pulg. DCON$_{MS}$	DCON$_{WS}$	LF	LB$_1$	BD$_1$	CP Bar/PSI	Kg	BBD
ER16	E10	1	1	1	EH-ER16-A10-007	17.0	9.2	7.0	7.0	9.2	80	0.03	1
						.669	*.360*	*.276*	*.276*	*.362*	*1160*		
ER20	E10	1	1	1	EH-ER20-A10-007	21.0	9.2	7.0	7.0	9.2	80	0.05	1
						.827	*.360*	*.276*	*.276*	*.362*	*1160*		
ER25	E10	1	1	1	EH-ER25-A10-011	26.0	9.2	6.2	11.0	9.2	80	0.10	1
						1.024	*.360*	*.244*	*.433*	*.362*	*1160*		
ER32	E10	1	1	1	EH-ER32-A10-011	33.0	9.2	6.4	11.0	9.2	80	0.19	1
						1.299	*.360*	*.252*	*.433*	*.362*	*1160*		

P31

ISO 13399 Q1

CNSC CXSC Q35

ER a adaptador Coromant EH

Adaptador del lado de la máquina DIN 6499-B

DSGN 1

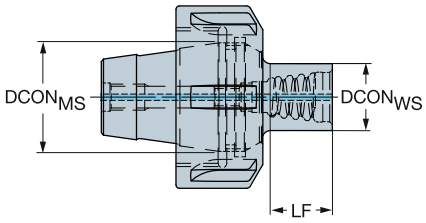

Versión métrica

CZC$_{MS}$	CZC$_{WS}$	CNSC	CXSC	DSGN	Código de pedido	Dimensiones, mm, pulg. DCON$_{MS}$	DCON$_{WS}$	LF	LB$_1$	BD$_1$	CP Bar/PSI	Kg	BBD	RPMX
ER16	E12	1	1	1	**392.EREH-16 12 010**	17.0	11.6	10.0	10.0	11.6	80	0.10	1	40000
						.669	*.457*	*.394*	*.394*	*.457*	*1160*			
ER20	E16	1	1	1	**392.EREH-20 16 014**	21.0	15.4	14.0	14.0	15.4	80	0.15	1	40000
						.827	*.606*	*.551*	*.551*	*.606*	*1160*			
ER25	E20	1	1	1	**392.EREH-25 20 019**	26.0	19.2	19.0	19.0	19.2	80	0.23	1	40000
						1.024	*.756*	*.748*	*.748*	*.756*	*1160*			

Nota: La tuerca no es una tuerca estándar ER y por ello no es intercambiable con la pieza de repuesto de la serie 5533 050-0X. La tuerca siempre está incluida en el paquete.

P31

ISO 13399 Q1

CNSC CXSC Q35

ER a adaptador CoroMill® 327

Adaptador del lado de la máquina DIN 6499-B

DSGN 1

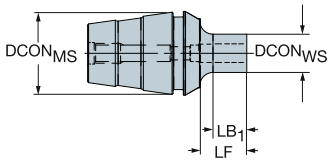

CZCMS	CZCWS	CNSC	CXSC	DSGN	Código de pedido	Dimensiones, mm, pulg. DCONMS	DCONWS	LF	LB1	BD1	Kg	BBD
ER11	06	0	0	1	327-ER11-06-016	11.4	6.0	12.5	10.0	6.0	0.06	1
						.449	*.236*	*.492*	*.396*	*.236*		
ER20	09	0	0	1	327-ER20-09-022	21.0	9.0	16.3	15.8	9.0	0.08	1
						.827	*.354*	*.640*	*.622*	*.354*		
ER25	09	0	0	1	327-ER25-09-022	26.0	9.0	16.3	17.6	9.0	0.11	1
						1.024	*.354*	*.640*	*.693*	*.354*		
	12	0	0	1	327-ER25-12-030	26.0	12.0	24.3	25.6	12.0	0.11	1
						1.024	*.472*	*.957*	*1.008*	*.472*		
	14	0	0	1	327-ER25-14-019	26.0	14.3	12.5	15.3	14.0	0.12	1
						1.024	*.563*	*.492*	*.602*	*.551*		
	14	0	0	1	327-ER25-14-035	26.0	14.3	28.5	30.6	14.0	0.12	1
						1.024	*.563*	*1.122*	*1.205*	*.551*		
ER32	12	0	0	1	327-ER32-12-030	33.0	12.0	24.3	25.2	12.0	0.13	1
						1.299	*.472*	*.957*	*.992*	*.472*		
	14	0	0	1	327-ER32-14-019	33.0	14.3	12.5	14.9	14.0	0.14	1
						1.299	*.563*	*.492*	*.587*	*.551*		

DSGN 1



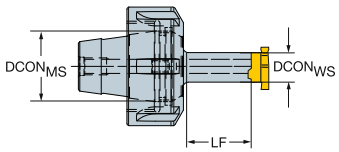

CZCMS	CZCWS	CNSC	CXSC	DSGN	Código de pedido	Dimensiones, mm, pulg. DCONMS	DCONWS	LF	LB1	BD1	Kg	BBD
ER11	09	0	0	1	392.ER327-11 09 022	11.4	9.0	16.0	16.0	9.0	0.09	1
						.449	*.354*	*.630*	*.632*	*.354*		
ER16	09	0	0	1	392.ER327-16 09 022	17.0	9.0	16.3	16.2	9.0	0.10	1
						.669	*.354*	*.640*	*.640*	*.354*		
	12	0	0	1	392.ER327-16 12 030	17.0	12.0	24.3	24.2	12.0	0.12	1
						.669	*.472*	*.955*	*.955*	*.472*		
ER20	12	0	0	1	392.ER327-20 12 030	21.0	12.0	23.8	23.8	12.0	0.13	1
						.827	*.472*	*.937*	*.937*	*.472*		
	14	0	0	1	392.ER327-20 14 035	21.0	14.3	28.8	28.8	14.0	0.15	1
						.827	*.563*	*1.134*	*1.134*	*.551*		
ER32	14	0	0	1	392.ER327-32 14 035	33.0	14.3	28.5	30.2	14.0	0.18	1
						1.299	*.563*	*1.122*	*1.189*	*.551*		

Nota.
La tuerca no es una tuerca ER estándar y, por tanto, no es intercambiable con las piezas de repuesto de la Serie 5533 050-0X. La tuerca se incluye siempre en el paquete.

P31

ISO 13399 Q1

CNSC CXSC Q35

27
28
29
30
A

Dispositivo

Cuerpo de fijación
Código de pedido:

391.500

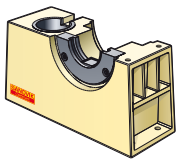

Elemento de sujeción para manguitos
Código de pedido:

391.501

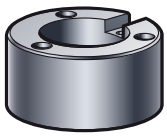

Código de pedido

Manguito	Tipo de mango, tamaño
391.540-C3	Coromant Capto tamaño C3
391.540-C4	Coromant Capto tamaño C4
391.540-C5	Coromant Capto tamaño C5
391.540-C6	Coromant Capto tamaño C6
391.540-C8	Coromant Capto tamaño C8
391.540-C10	Coromant Capto tamaño C10
391.540-HA04	HSK 40 Form A/C
391.540-HA05	HSK 50 Forma A/C
391.540-HA06	HSK 63 Forma A/C
391.540-HA08	HSK 80 Forma A/C
391.540-HA10	HSK 100 Forma A/C
391.540-30	MAS-BT/CAT/ISO 30
391.540-40	MAS-BT/CAT/ISO 40
391.540-50	MAS-BT/CAT/ISO 50

Código de pedido

Brida	Anillo	Tipo de mango, tamaño
391.510-140 50	391.530-C3	Coromant Capto tamaño C3
391.510-140 50	391.530-C4	Coromant Capto tamaño C4
391.510-140 50	391.530-C5	Coromant Capto tamaño C5
391.510-140 50	391.530-C6	Coromant Capto tamaño C6
391.510-140 50	391.530-C8	Coromant Capto tamaño C8
	391.530-C10*	Coromant Capto tamaño C10
391.510-HA04		HSK 40 Form A
391.510-HA05		HSK 50 Forma A
391.510-HA06		HSK 63 Forma A
391.510-HA08		HSK 80 Forma A
391.510-HA10		HSK 100 Forma A
391.510-HA12		HSK 125 Forma A
391.510-55 30		MAS-BT 30
391.510-55 40		MAS-BT 40
391.510-55 50		MAS-BT 50
391.510-562-40		BIG-PLUS, MAS-BT 40
391.510-562-50		BIG-PLUS, MAS-BT 50
391.510-140 40		DIN 69871/40, ANSIB 5.50-40. ISO7388/1-40, CAT 40
391.510-140 50		DIN 69871/50, ANSIB 5.50-40. ISO7388/1-50, CAT 50
391.510-540 40		BIG-PLUS DIN69871/1-40, BIG-PLUS 7388/1-40, CAT 40
391.510-540 50		BIG-PLUS DIN69871/1-50, BIG-PLUS 7388/1-50, CAT 50
391.510-00 40		DIN 2080-40/NMTB 40
391.510-00 50		DIN 2080-50/NMTB 50
A391.510-45 40		ANSIB 5.50-2009, CAT-V 40-2009
A391.510-45 50		ANSIB 5.50-2009, CAT-V 50-2009
A391.510-545 40		BIG-PLUS ANSIB 5.50-2009, CAT-V 40-2009
A391.510-545 50		BIG-PLUS ANSIB 5.50-2009, CAT-V 50-2009

Nota: la llave se suministra con el manguito.

*Cuello y brida combinados

Dispositivo de montaje 391.500

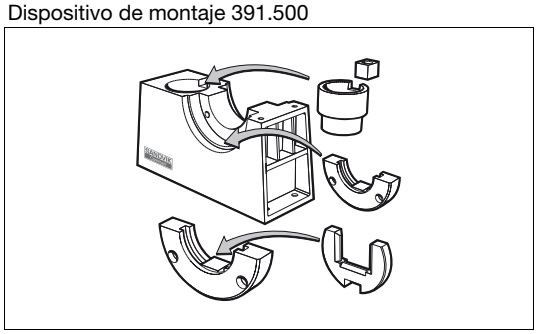

Elija brida, anillo y manguito para facilitar el montaje de la herramienta.

Fijación 391.501 para el mantenimiento de las herramientas con acoplamientos Coromant Capto y HSK

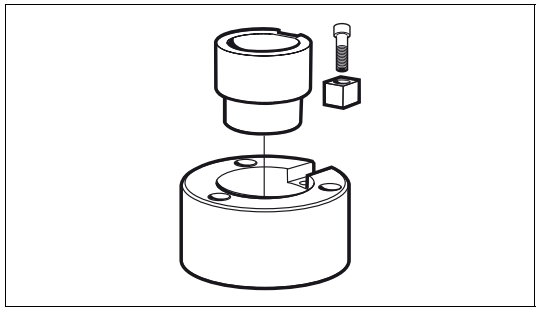

Seleccione el manguito adecuado para el acoplamiento.
Es conveniente sujetar la fijación al banco con tres tornillos de cabeza hexagonal (no se incluyen en la fijación)

Carrito de herramientas para Coromant Capto®

Herramientas de cambio rápido

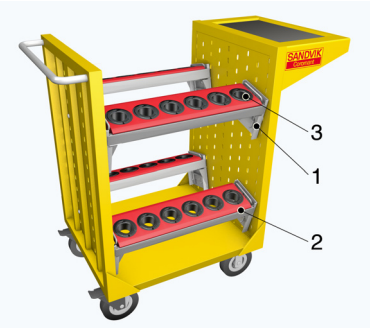

1. Porta-bandejas de herramientas específicas
2. Bandejas de herramientas
3. Portaherramientas moldeados (Deben pedirse por separado)

Código de pedido	El kit se compone de:		
CCW-KIT	TC-0	4 piezas	Bandjeas de herramientas específicas
	TCC-2	4 pares	Marco de soporte para bandejas de herramientas especificas

Para pedir un carrito completo, 1 unidad CCW-KIT + portaherramientas

Soporte de sobremesa

Código de pedido	El kit se compone de:		
BS-KIT	TC-0	3 piezas	Bandjeas de herramientas específicas
	TCC-2	3 pares	Marco de soporte para bandejas de herramientas especificas

Para pedir un soporte de sobremesa completo, 1 unidad de BS-KIT, + Portaherramientas moldeados

Portaherramientas moldeados - deben pedirse por separado

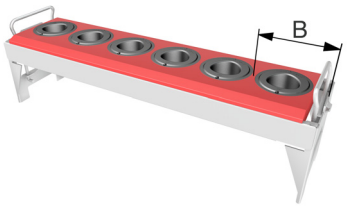

Código de pedido	Anchura (B), mm	Número máx. de portaherramientas
C3-IC-1	58	C3 = 9
C4-IC-1	58	C4 = 9
C5-IC-1	65.5	C5 = 8
C6-IC-1	81.5	C6 = 6
C8-IC-1	105	C8 = 5
C10-IC-1	120	C10 = 4

Cartuchos (alojamiento poligonal)

Coromant Capto®

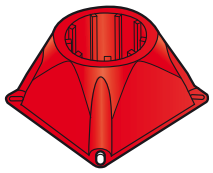

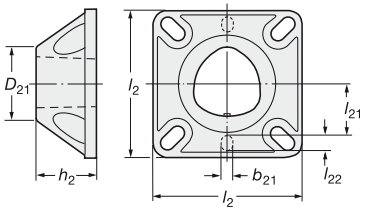

-4000
Cartuchos de almacenamiento de plástico (rojo)

-6000-B

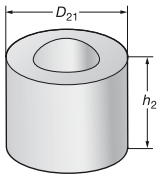

Piezas en bruto para cartuchos de aluminio

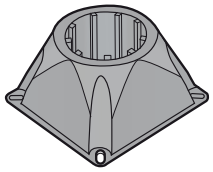

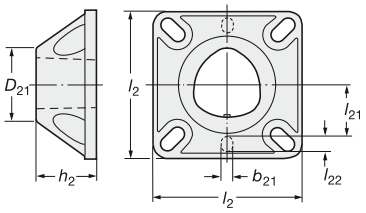

-5000
Plástico de alta calidad, almacenamiento dentro de la máquina (negro)

Tamaño de acoplamiento	Código de pedido	Dimensiones, mm, pulg.						Todos los cartuchos de plástico son compatibles con agujeros de 17 mm, 20 mm, 25 mm y 1''.
			b_{21}	D_{21}	h_2	l_2	l_{21}	
C3	**C3-C-4000**	-	32	26	65	-	-	Plástico de alta calidad. Color rojo. Para utilizar: – solo para almacenamiento vertical – con mecanismo tipo PL-01 para posición horizontal o vertical.
		-	*1.260*	*1.024*	*2.559*	-	-	
C4	**C4-C-4000**	6	50	39	74	26	8	
		.236	*1.969*	*1.535*	*2.913*	*1.024*	*.315*	
C5	**C5-C-4000**	6	50	39	74	26	8	
		.236	*1.969*	*1.535*	*2.913*	*1.024*	*.315*	
C6	**C6-C-4000**	8	80	63	116	41	10	
		.315	*3.150*	*2.480*	*4.567*	*1.614*	*.394*	
C8	**C8-C-4000**	8	80	63	116	41	10	
		.315	*3.150*	*2.480*	*4.567*	*1.614*	*.394*	
C4	**C4-C-5000**	6	50	39	74	26	8	Plástico negro reforzado de alta calidad. Para almacenamiento de las herramientas en la máquina con mecanismo AL-01.
		.236	*1.969*	*1.535*	*2.913*	*1.024*	*.315*	
C5	**C5-C-5000**	6	50	39	74	26	8	
		.236	*1.969*	*1.535*	*2.913*	*1.024*	*.315*	
C6	**C6-C-5000**	8	80	63	116	41	10	
		.315	*3.150*	*2.480*	*4.567*	*1.614*	*.394*	
C8	**C8-C-5000**	8	80	63	116	41	10	
		.315	*3.150*	*2.480*	*4.567*	*1.614*	*.394*	
C10	**C10-C-5000**	8	100	80	150	60	68	
		.315	*3.940*	*3.150*	*5.910*	*2.360*	*2.630*	
C6	**C6-C-6000-B**	-	120	63	-	-	-	Piezas en bruto para cartuchos de aluminio para adaptación individual. Para utilizar con AL-01.
			4.724	*2.480*				
C8	**C8-C-6000-B**		120	63	-	-	-	
			4.724	*2.480*				
C10	**C10-C-6000-B**		138	80	-	-	-	
			5.433	*3.150*				

Mecanismo de bloqueo para cartuchos

-PL

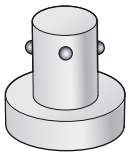

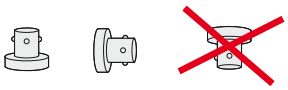

Mecanismo de bloqueo pasivo

Para almacenamiento vertical hacia arriba y almacenamiento horizontal. NUNCA hacia abajo.

-AL

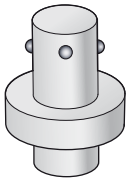

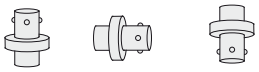

Mecanismo de bloqueo activo

Para almacenamiento en cualquier ángulo: vertical hacia arriba o hacia abajo, u horizontal.

CZC	**Código de pedido**	Fuerza de tracción, N	Fuerza de tracción, lbs	
C4	**C4-PL-01**	55	12.36	Mecanismo de bloqueo central pasivo. Sujeción accionada por resorte. Encaja directamente en todos los cartuchos tipo 4000.
C5	**C5-PL-01**	120	26.98	
C6	**C6-PL-01**	150	33.72	
C8	**C8-PL-01**	240	53.95	

CZC	**Código de pedido**	Peso máx. de herramienta, rec. Kg	Peso máx. de herramienta, rec. lbs	
C4	**C4-AL-01**	40	88	Mecanismo de bloqueo activo, acción de empuje mecánica. Se acopla directamente en todos los cartuchos tipo 5000/6000.
C5	**C5-AL-01**	60	132	
C6	**C6-AL-01**	75	165	
C8	**C8-AL-01**	110	243	
C10	**C10-AL-01**	150	330.7	

CZC	**Código de pedido**	Peso máx. de herramienta, rec. Kg	Peso máx. de herramienta, rec. lbs	
C6	**C6-AL-02**	75	165	Mecanismo de bloqueo activo, acción de empuje mecánica. Se acopla directamente en todos los cartuchos tipo 5000/6000.
C8	**C8-AL-02**	110	243	

Artículo de montaje

Tubos de refrigerante para Coromant Capto®

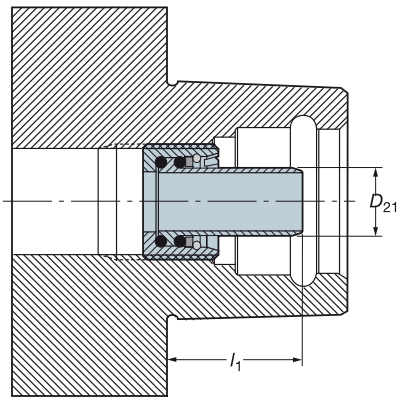

El requisito de utilización de tubos de refrigerante lo impone la máquina; consulte la documentación de la máquina antes de instalarlos.

Verifique que el dispositivo de sujeción y/o la máquina admiten el tubo de refrigerante antes de utilizarlo.

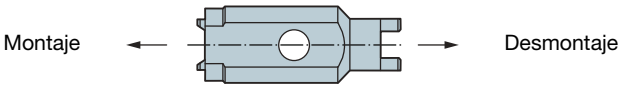

Consulte el manual M/C

Unidades de control seguro

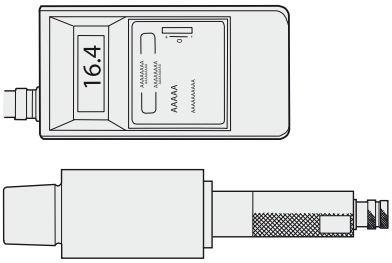

La unidad de control de seguridad se utiliza para medir la fuerza de sujeción del sistema de fijación de una máquina. Si es demasiado baja, se verá afectada la reacción dinámica entre el eje y la herramienta.

Contacte a su representante de Sandvik Coromant local para obtener más información.

Artículo de montaje

Tapón

CP-11 CP-01 CPA-01

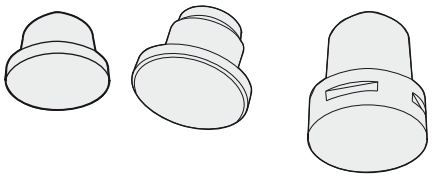

Tamaño de acoplamiento	**Código de pedido**		
	Unidad manual	Unidad automática	Tipo 3000
C3	**C3-CP-01**	-	**C3-CP-11**
C4	**C4-CP-01**	**C4-CPA-01**	**C4-CP-11**
C5	**C5-CP-01**	**C5-CPA-01**	**C5-CP-11**
C6	**C6-CP-01**	**C6-CPA-01**	-
C8	**C8-CP-01**	**C8-CPA-01**	-
C10	-	**C10-CPA-01**	-

Herramienta de equilibrado

Cx-BAT-01

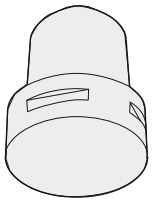

Tamaño de acoplamiento	**Código de pedido**
C3	**C3 - BAT - 01**
C4	**C4 - BAT - 01**
C5	**C5 - BAT - 01**
C6	**C6 - BAT - 01**
C8	**C8 - BAT - 01**
C10	**C10 - BAT - 01**

Artículo de montaje

Dispositivo de medición previa para unidades de corte Coromant Capto®

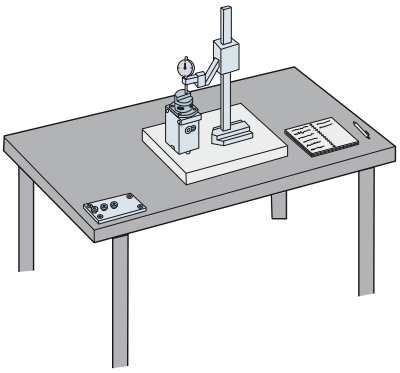

La precisión del acoplamiento Coromant Capto asegura una excelente repetibilidad al cambiar la misma herramienta. Esta precisión puede ser utilizada en muchas maneras, por ejemplo, en el cambio manual, el cambio del filo de corte tiene lugar fuera de la máquina, donde la posición del filo puede ser verificada mediante dos coordenadas con el nuevo dispositivo de medición previa de Sandvik.

Cuando la unidad de corte pre-medida vuelve a colocarse en el dispositivo de sujeción de la torreta, la desviación del filo se corrige mediante el control de compensación de la máquina.

Este dispositivo puede ser utilizado, preferentemente, sobre un mármol y con cualquier reloj comparador, aunque Sandvik recomienda un reloj con interruptor colocado a cero y una punta palpadora.

Paquete básico

Es posible que ya disponga de todos los equipos de medición necesarios en su taller; lo único que le falta es el kit de medición:
– Unidad de pre-medición
– Placa de soporte (anclaje para apriete)
– Patrón

Unidad de pre-medición

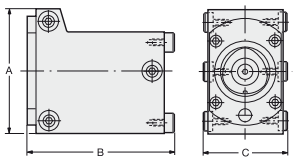

Tamaño de acoplamiento	**Código de pedido**	Dimensiones, mm (pulg.) A	B	C
C3	**C3-PMU-01M**	65 (2.56)	85 (3.35)	44 (1.79)
C4	**C4-PMU-01M**	77 (3.03)	94 (3.70)	54 (2.13)
C5	**C5-PMU-01M**	94 (3.70)	130 (5.12)	70 (2.76)
C6	**C6-PMU-01**	114 (4.40)	135 (5.31)	90 (3.54)
C8	**C8-PMU-01**	133 (5.24)	150 (5.91)	106 (4.17)

Placa de sujeción para unidad de medición previa

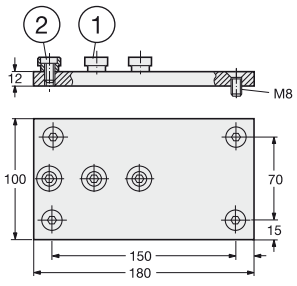

Tamaño de acoplamiento	**Código de pedido**	Piezas de repuesto 1 Perno	2 Tornillo
C3 – C8	**C-HP-01**	5638 060-01	3212 020-409

Artículo de montaje

Calibres patrón

Comprobación de la posición de las pinzas

Orientación del husillo

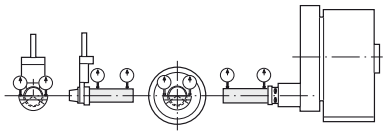

El sistema Coromant Capto garantiza una excepcional precisión de la repetibilidad, aunque ésta sería de poca utilidad, a menos que todos los restantes componentes que intervienen en el proceso de mecanizado estén posicionados de manera correcta y precisa.
Coromant ofrece una gama de calibres maestros para fijar la altura axial y central, para los diferentes tamaños de acoplamiento. Estos son especialmente recomendables para fijar parámetros tan importantes como:

- Línea central del soporte de la herramienta

Línea central del soporte de la herramienta

Pre-reglaje de la herramienta

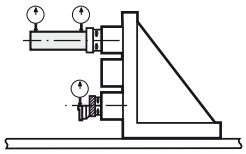

Control geométrico de la fijación de la pieza

Calibre axial

Calibres patrón MAS-11

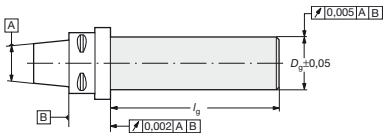

Tamaño de acoplamiento	Código de pedido	Dimensiones, mm (pulg.) D_g	l_g
C3	**C3-MAS-11**	25 (.98)	160 (6.30)
C4	**C4-MAS-11**	25 (.98)	160 (6.30)
C5	**C5-MAS-11**	32 (1.26)	210 (8.27)
C6	**C6-MAS-11**	40 (1.57)	315 (12.40)
C8	**C8-MAS-11**	40 (1.57)	315 (12.40)
C10	**C10-MAS-11**	60 (2.362)	420 (16.535)

Calibre de altura central

Calibres patrón MAS-01

(Poligonal) Ranura de las pinzas

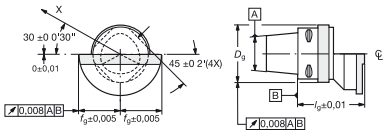

Tamaño de acoplamiento	Código de pedido	Dimensiones, mm (pulg.) f_g	l_g	D_g
C3	**C3-MAS-01**	22 (.87)	40 (1.57)	34 (1.34)
C4	**C4-MAS-01**	27 (1.06)	50 (1.97)	42 (1.65)
C5	**C5-MAS-01**	35 (1.38)	60 (2.36)	52 (2.05)
C6	**C6-MAS-01**	45 (1.77)	65 (2.56)	65 (2.56)
C8	**C8-MAS-01**	55 (2.17)	80 (3.15)	82 (3.23)
C10	**C10-MAS-01**	65 (2.559)	100 (3.937)	102 (4.016)

Calibre de altura central

Tamaño de acoplamiento	Código de pedido	Dimensiones, mm (pulg.) l_g	D_g
C4	**C4-MAS-25 140**	140 (5.512)	25 (.984)
C5	**C5-MAS-32 145**	145 (5.709)	32 (1.260)
C6	**C6-MAS-40 180**	180 (7.087)	40 (1.575)
C8	**C8-MAS-40 240**	240 (9.449)	40 (1.575)

Artículo de montaje

Herramienta de alineación

Esta herramienta se utiliza para comprobar la tolerancia de la posición del cambio automático de herramienta entre el brazo de agarre, el depósito y la unidad de sujeción/husillo. Si no se consigue la tolerancia, el resultado puede ser un desgaste anormal de la herramienta de corte o del acoplamiento Coromant Capto, una sujeción incorrecta, caída de la herramienta, lesiones, etc. Las instrucciones y los datos de tolerancia se indican en la caja de la herramienta.

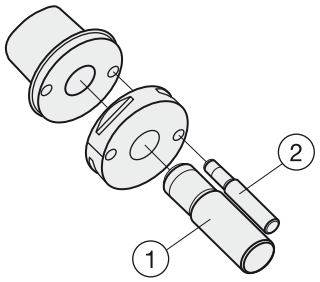

Tamaño de acoplamiento	**Código de pedido** **Herramienta**	Piezas de repuesto 1 Pasador de calibración	2 Pasador de calibración
C4	**C4-AMT-01**	5552 069-03	5552 069-01
C5	**C5-AMT-01**	5552 069-04	5552 069-01
C6	**C6-AMT-01**	5552 069-05	5552 069-02
C8	**C8-AMT-01**	5552 069-05	5552 069-02
C10	**C10-AMT-01**	5552 069-09	5552 069-08

Dispositivo

5692 para los portaherramientas integrales HSK

Funcionamiento neumático

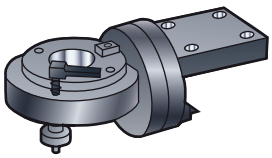

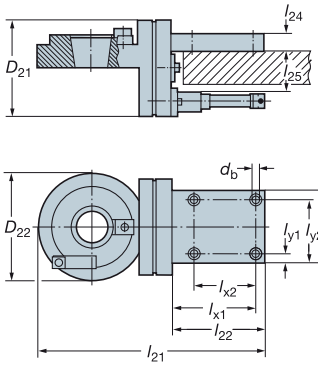

Nota.
El dispositivo de montaje 391.200-xx incluye un pedal.
Las instrucciones se incluyen con el dispositivo.
Es necesaria una alimentación de aire de 6 bares (85 lbs/pulg.2).

HSK	Código de pedido	Dimensiones, mm, pulg. d_b	D_{21}	D_{22}	l_{21}	l_{22}	l_{23}	l_{24}	l_{25}	l_{x1}	l_{x2}	l_{y1}	l_{y2}	KG
63	**391.200-H063**	11	160	180	370	150	120	30	67	135	100	15	105	20
		.433	*6.299*	*7.087*	*14.567*	*5.906*	*4.724*	*1.181*	*2.637*	*5.315*	*3.737*	*.590*	*4.134*	
100	**391.200-H100**	11	160	180	370	150	120	30	67	135	100	15	105	20
		.433	*6.299*	*7.087*	*14.567*	*5.906*	*4.724*	*1.181*	*2.637*	*5.315*	*3.737*	*.590*	*4.134*	

Tubo de refrigerante

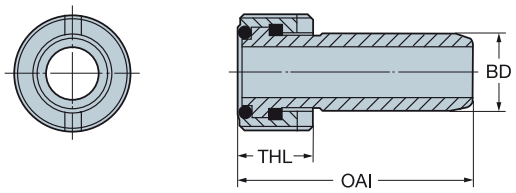

Tamaño HSK	Código de pedido	Dimensiones, mm, pulg. BD	THL	OAL	Kg	Llave Código de pedido	Par torsorNm
40	**5692 022-02**	8	7.5	29.5	0.01	**5680 094-02**	10
		.315	*.295*	*1.161*			
50	**5692 022-03**	10	9.5	32.8	0.02	**5680 094-03**	15
		.394	*.374*	*1.291*			
63	**5692 022-04**	12	11.5	46.5	0.03	**5680 094-04**	20
		.472	*.453*	*1.437*			
100	**5692 022-06**	16	15.5	44.5	0.05	**5680 094-06**	30
		.630	*.610*	*1.752*			
125	**5692 022-07**	18	17.5	48	0.08	**5680 094-07**	30
		.709	*.689*	*1.890*			

ISO 13399

Q1

Tirante

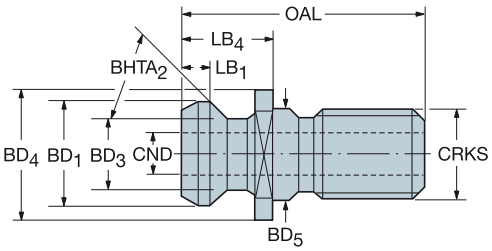

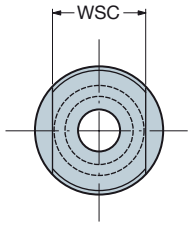

ISO/DIN

	Dimensiones, mm												
Código de pedido	CRKS	CND	WSC	OAL	BD_1	BD_3	BD_4	BD_5	LB_1	LB_4	BHTA	CNSC	BSG
393.140C-40 M16-45	M16	7.35	18.0	44	18	12	22	17	5	16	45°	1	ISO 7388 B
393.140C-40 M16-75-1	M16	7.00	19.0	54	19	14	23	17	6	26	75°	1	ISO 7388
393.140C-40 M16-75-2	M16	7.00	19.0	54	19	14	23	17	6	26	75°	1	DIN 69872
393.140C-50 M24-45	M24	11.50	30.0	65	29	19	37	25	7	25	45°	1	ISO 7388 B
393.140C-50 M24-75-1	M24	11.50	30.0	74	28	21	36	25	9	34	75°	1	ISO 7388
393.140C-50 M24-75-2	M24	11.50	30.0	74	28	21	36	25	9	34	75°	1	DIN 69872

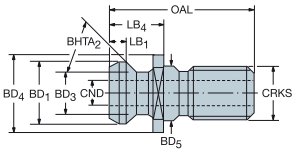

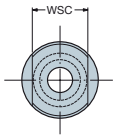

MAS-BT

	Dimensiones, mm												
Código de pedido	CRKS	CND	WSC	OAL	BD_1	BD_3	BD_4	BD_5	LB_1	LB_4	BHTA	CNSC	BSG
393.55-30 M12-45	M12		13.0	43	11	7	16	12	5	23	45°	0	
393.55-30 M12-60	M12		13.0	43	11	7	16	12	5	23	60°	0	
393.55-40 M16-45	M16		19.0	60	15	10	23	17	7	35	45°	0	
393.55-40 M16-60	M16		19.0	60	15	10	23	17	7	35	60°	0	
393.55-40 M16-90	M16		19.0	60	15	10	23	17	7	35	90°	0	
393.55-50 M24-45	M24		30.0	85	23	17	38	25	10	45	45°	0	
393.55-50 M24-60	M24		30.0	85	23	17	38	25	10	45	60°	0	
393.55-50 M24-90	M24		30.0	85	23	17	38	25	20	45	90°	0	
393.55C-30 M12-45	M12	2.38	13.0	43	11	7	16	12	5	23	45°	1	
393.55C-30 M12-45FA	M12	4.00	13.0	43	11	8	16	12	5	23	45°	1	
393.55C-30 M12-45MS	M12	2.50	13.0	43	11	7	16	12	5	23	45°	1	
393.55C-30 M12-60	M12	2.38	13.0	43	11	7	16	12	5	23	60°	1	
393.55C-30 M12-60BR	M12	2.50	13.0	43	11	7	16	12	5	23	60°	1	
393.55C-40 M16-45	M16	4.00	19.0	60	15	10	23	17	7	35	45°	1	
393.55C-40 M16-75	M16	7.00	19.0	54	19	14	23	17	6	29	75°	1	JIS 40
393.55C-50 M24-75	M24	11.50	30.0	74	28	21	36	25	9	34	75°	1	JIS 50

ISO 13399 Q1

CNSC CXSC Q35

Tirante

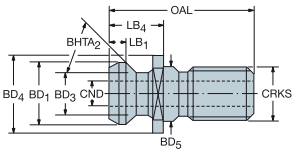

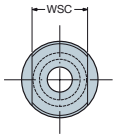

CAT-V

	Dimensiones, pulg.											
Código de pedido	CRKS	CND	WSC	OAL	BD_1	BD_3	BD_4	BD_5	LB_1	LB_4	BHTA	CNSC
393.45-40 5/8-45-1M	5/8-11 UNC		.750	2.320	.590	.390	.940	.614			45°	0
393.45-40 5/8-45-2	5/8-11 UNC		.750	2.250	.591	.394	.940	.641	.276	1.266	45°	0
393.45-40 5/8-90M	5/8-11 UNC		.690	2.320	.590	.390	.860	.614			90°	0
393.45-50 1-90M	1-8 UNC		1.190	3.310	.902	.670	1.370	1.031			90°	0
393.45C-40 5/8-45-1	5/8-11 UNC	.281	.750	1.500	.740	.490	.940		.201	.640	45°	1
393.45C-40 5/8-45-2M	5/8-11 UNC	.197	.750	2.320	.590	.390	.940	.614	.272	1.260	45°	1
393.45C-40 5/8-45-3	5/8-11 UNC	.236	.750	1.624	.740	.490	.858		.201	.640	45°	1
393.45C-40 5/8-75M	5/8-11 UNC	.276	.750	2.060	.744	.550	.900	.614	.228	1.020	75°	1
393.45C-40 M16-45-1	M16	.276	.750	1.624	.739	.490	.860	.669	.201	.640	45°	1
393.45C-40 M16-45-2	M16	.252	.748	1.736	.740	.490	.866	.669	.201	.752	45°	1
393.45C-50 1-45-1	1-8 UNC	.469	1.250	2.300	1.140	.820	1.440		.299	1.000	45°	1
393.45C-50 1-45-2M	1-8 UNC	.250	1.190	3.330	.900	.660	1.370	1.031	.409	1.790	45°	1
393.45C-50 1-45-3	1-8 UNC	.394	1.250	2.575	1.140	.820	1.437		.299	1.000	45°	1
393.45C-50 1-45-4M	1-8 UNC	.468	1.250	2.300	1.140	.820	1.430	1.031	.299	1.000	45°	1
393.45C-50 1-60M	1-8 UNC	.240	1.180	3.250	.904	.670	1.500	1.020	.390	1.770	60°	1
393.45C-50 M24-45	M24	.394	1.187	2.575	1.140	.820	1.437	.984	.299	1.000	45°	1

393.45C-50 1-60M Con junta tórica 3 x 20 mm

¡Advertencia!

Los fabricantes de máquinas-herramienta han utilizado numerosos sistemas de retención de estilos y tamaños diferentes. A menudo parecen muy similares y parecen ser intercambiables. El uso del sistema incorrecto o el uso incorrecto del sistema pueden tener como consecuencia lesiones personales o daños en el dispositivo. Intentamos asegurarnos de indicar correctamente el sistema adecuado pero, debido a la variedad, es responsabilidad del usuario final comprobar que los sistemas suministrados sean adecuados para la máquina-herramienta y el tipo de cono. Asegúrese de apretar al máximo el sistema de retención ya que, de no hacerlo, el portaherramientas podría aflojarse durante el funcionamiento.

ISO 13399 Q1 CNSC CXSC Q35

Dispositivo

Funcionamiento neumático

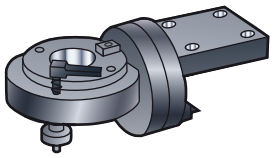

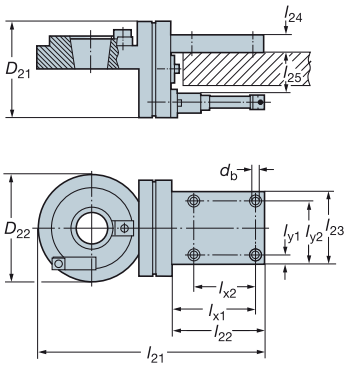

Nota.
El dispositivo de montaje 391.200-xx incluye un pedal.
Las instrucciones se incluyen con el dispositivo.
Es necesaria una alimentación de aire de 6 bares (85 lbs/pulg.2).

Tamaño	**Código de pedido**	Dimensiones, mm, pulg.												
Cono		d_b	D_{21}	D_{22}	l_{21}	l_{22}	l_{23}	l_{24}	l_{25}	l_{x1}	l_{x2}	l_{y1}	l_{y2}	kg
40	**391.200-40**	11	160	180	370	150	120	30	67	135	100	15	105	20
		.433	*6.299*	*7.087*	*14.567*	*5.906*	*4.724*	*1.181*	*2.637*	*5.315*	*3.737*	*.590*	*4.134*	
45	**391.200-45**	11	160	180	370	150	120	30	67	135	100	15	105	20
		.433	*6.299*	*7.087*	*14.567*	*5.906*	*4.724*	*1.181*	*2.637*	*5.315*	*3.737*	*.590*	*4.134*	
50	**391.200-50**	11	160	180	370	150	120	30	67	135	100	15	105	20
		.433	*6.299*	*7.087*	*14.567*	*5.906*	*4.724*	*1.181*	*2.637*	*5.315*	*3.737*	*.590*	*4.134*	

Tornillos centrales de montaje con agujero para el refrigerante

Métrico

Tamaño de eje	Tornillo		Llave
16	5512 073-03	(M8)	3021 010-060 (6.0)
22	5512 073-01	(M10)	3021 010-080 (8.0)
22	5512 073-04	(M10)	3021 010-080 (8.0)
27	5512 073-02	(M12)	3021 010-100 (10.0)
32	5512 073-05	(M16)	3021 010-140 (12.0)

Pulgadas

Tamaño de eje	Tornillo		Llave
.750	5512 074-01	(3/8"-24 UNF)	3021 011-516 (5/16)
.750	5512 074-03	(3/8"-24 UNF)	3021 011-516 (5/16)
1.000	5512 074-02	(1/2"-20 UNF)	3021 011-380 (3/8)
1.250	5512 074-04	(5/8"-18 UNF)	- (1/2)
1.500	5512 074-05	(3/4"-16 UNF)	- (5/8)

Manguitos cilíndricos

Aleación metalica para refriferación a través

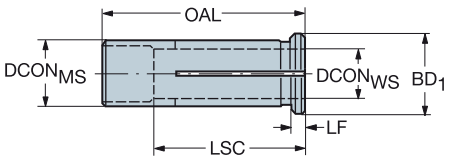

Agujero métrico

			Dimensiones, mm			
CZC_{MS}	CZC_{WS}	**Código de pedido**	$DCON_{MS}$	$DCON_{WS}$	LF	LSC
6	3.0	393.CGS-06 03 27	6	3.0	3	22
12	3.0	393.CGS-12 03 40	12	3.0	4	25
	4.0	393.CGS-12 04 40	12	4.0	4	25
	5.0	393.CGS-12 05 40	12	5.0	4	25
	6.0	393.CGS-12 06 40	12	6.0	4	32
	7.0	393.CGS-12 07 40	12	7.0	4	33
	8.0	393.CGS-12 08 40	12	8.0	4	33
	9.0	393.CGS-12 09 40	12	9.0	4	33
	10.0	393.CGS-12 10 40	12	10.0	4	36
20	3.0	393.CGS-20 03 52	20	3.0	4	24
	4.0	393.CGS-20 04 52	20	4.0	4	24
	5.0	393.CGS-20 05 52	20	5.0	4	24
	6.0	393.CGS-20 06 52	20	6.0	4	32
	7.0	393.CGS-20 07 52	20	7.0	4	33
	8.0	393.CGS-20 08 52	20	8.0	4	33
	9.0	393.CGS-20 09 52	20	9.0	4	34
	10.0	393.CGS-20 10 52	20	10.0	4	36
	12.0	393.CGS-20 12 52	20	12.0	4	41
	14.0	393.CGS-20 14 52	20	14.0	4	41
	16.0	393.CGS-20 16 52	20	16.0	4	45
	18.0	393.CGS-20 18 52	20	18.0	4	42
25	3.0	393.CGS-25 03 56	25	3.0	4	25
	4.0	393.CGS-25 04 56	25	4.0	4	25
	5.0	393.CGS-25 05 56	25	5.0	4	25
	6.0	393.CGS-25 06 56	25	6.0	4	33
	7.0	393.CGS-25 07 56	25	7.0	4	33
	8.0	393.CGS-25 08 56	25	8.0	4	33
	9.0	393.CGS-25 09 56	25	9.0	4	34
	10.0	393.CGS-25 10 56	25	10.0	4	36
	12.0	393.CGS-25 12 56	25	12.0	4	42
	14.0	393.CGS-25 14 56	25	14.0	4	43
	16.0	393.CGS-25 16 56	25	16.0	4	44
	18.0	393.CGS-25 18 56	25	18.0	4	44
	20.0	393.CGS-25 20 56	25	20.0	4	45
32	8.0	393.CGS-32 08 60	32	8.0	4	33
	10.0	393.CGS-32 10 60	32	10.0	4	36
	12.0	393.CGS-32 12 60	32	12.0	4	41
	14.0	393.CGS-32 14 60	32	14.0	4	42
	16.0	393.CGS-32 16 60	32	16.0	4	44
	18.0	393.CGS-32 18 60	32	18.0	4	45
	20.0	393.CGS-32 20 60	32	20.0	4	46
	25.0	393.CGS-32 25 60	32	25.0	4	53

LSC Longitud de sujeción necesaria para lograr un efecto de sellado.

Para obtener información sobre extractores para boquillas cilíndricas, consulte la página P19

ISO 13399

Q1

Manguitos cilíndricos

Aleación metalica para refriferación a través

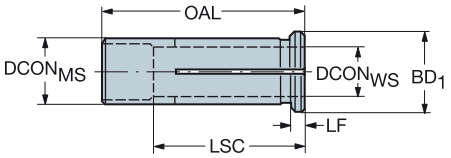

Pulgadas agujero

			Dimensiones, pulg.				
CZC_{MS}	CZC_{WS}	**Código de pedido**	$DCON_{MS}$	$DCON_{WS}$	BD_1	LF	OAL
12	1/8	A393.CGS-12 02 40	.472	.125	.630	.157	1.732
	3/16	A393.CGS-12 03 40	.472	.187	.630	.157	1.732
	1/4	A393.CGS-12 04 40	.472	.250	.630	.157	1.732
	5/16	A393.CGS-12 05 40	.472	.313	.630	.157	1.732
	3/8	A393.CGS-12 06 40	.472	.375	.630	.157	1.732
20	1/8	A393.CGS-20 02 52	.787	.125	.984	.157	2.125
	3/16	A393.CGS-20 03 52	.787	.187	.984	.157	2.125
	1/4	A393.CGS-20 04 52	.787	.250	.984	.157	2.125
	5/16	A393.CGS-20 05 52	.787	.313	.984	.157	2.125
	3/8	A393.CGS-20 06 52	.787	.375	.984	.157	2.125
	7/16	A393.CGS-20 07 52	.787	.438	.984	.157	2.125
	1/2	A393.CGS-20 08 52	.787	.500	.984	.157	2.125
	9/16	A393.CGS-20 09 52	.787	.563	.984	.157	2.125
	5/8	A393.CGS-20 10 52	.787	.625	.984	.157	2.125
25	1/8	A393.CGS-25 02 56	.984	.125	1.181	.157	2.362
	3/16	A393.CGS-25 03 56	.984	.187	1.181	.157	2.362
	1/4	A393.CGS-25 04 56	.984	.250	1.181	.157	2.362
	5/16	A393.CGS-25 05 56	.984	.313	1.181	.157	2.362
	3/8	A393.CGS-25 06 56	.984	.375	1.181	.157	2.362
	7/16	A393.CGS-25 07 56	.984	.438	1.181	.157	2.362
	1/2	A393.CGS-25 08 56	.984	.500	1.181	.157	2.362
	9/16	A393.CGS-25 09 56	.984	.563	1.181	.157	2.362
	9	A393.CGS-25 09.2 56	.984	.362	1.181	.157	2.362
	5/8	A393.CGS-25 10 56	.984	.625	1.181	.157	2.362
	11/16	A393.CGS-25 11 56	.984	.687	1.181	.157	2.362
	3/4	A393.CGS-25 12 56	.984	.750	1.181	.157	2.362
	13/16	A393.CGS-25 13 56	.984	.813	1.181	.157	2.362
	18	A393.CGS-25 18.7 56	.984	.736	1.181	.157	2.362
32	3/16	A393.CGS-32 03 60	1.260	.187	1.417	.157	2.519
	1/4	A393.CGS-32 04 60	1.260	.250	1.417	.157	2.519
	5/16	A393.CGS-32 05 60	1.260	.313	1.417	.157	2.519
	3/8	A393.CGS-32 06 60	1.260	.375	1.417	.157	2.519
	7/16	A393.CGS-32 07 60	1.260	.438	1.417	.157	2.519
	1/2	A393.CGS-32 08 60	1.260	.500	1.417	.157	2.519
	9/16	A393.CGS-32 09 60	1.260	.563	1.417	.157	2.519
	5/8	A393.CGS-32 10 60	1.260	.625	1.417	.157	2.519
	11/16	A393.CGS-32 11 60	1.260	.687	1.417	.157	2.519
	3/4	A393.CGS-32 12 60	1.260	.750	1.417	.157	2.519
	13/16	A393.CGS-32 13 60	1.260	.813	1.417	.157	2.519
	7/8	A393.CGS-32 14 60	1.260	.875	1.417	.157	2.519
	15/16	A393.CGS-32 15 60	1.260	.938	1.417	.157	2.519
	1	A393.CGS-32 16 60	1.260	1.000	1.417	.157	2.519
	18	A393.CGS-32 18.7 60	1.260	.736	1.417	.157	2.519

Para obtener información sobre extractores para boquillas cilíndricas, consulte la página P19

ISO 13399

Q1

Manguitos cilíndricos

Refrigerante a través del manguito

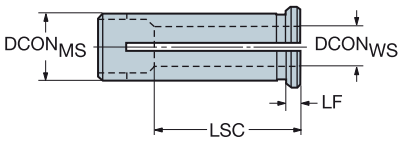

Agujero métrico

			Dimensiones, mm			
CZC_{MS}	CZC_{WS}	**Código de pedido**	$DCON_{MS}$	$DCON_{WS}$	LF	LSC
12	2.9	**393.CG-12 02.9 40**	12	2.9	4	25
	3.0	**393.CG-12 03 40**	12	3.0	4	25
	3.8	**393.CG-12 03.8 40**	12	3.8	4	25
	4.0	**393.CG-12 04 40**	12	4.0	4	25
	4.8	**393.CG-12 04.8 40**	12	4.8	4	25
	5.0	**393.CG-12 05 40**	12	5.0	4	25
	5.8	**393.CG-12 05.8 40**	12	5.8	4	32
	6.0	**393.CG-12 06 40**	12	6.0	4	32
	7.0	**393.CG-12 07 40**	12	7.0	4	33
	7.8	**393.CG-12 07.8 40**	12	7.8	4	33
	8.0	**393.CG-12 08 40**	12	8.0	4	33
	9.0	**393.CG-12 09 40**	12	9.0	4	33
	10.0	**393.CG-12 10 40**	12	10.0	4	36
16	6.0	**393.CG-16 06 50**	16	6.0	4	32
	8.0	**393.CG-16 08 50**	16	8.0	4	32
	10.0	**393.CG-16 10 50**	16	10.0	4	36
	12.0	**393.CG-16 12 50**	16	12.0	4	36
20	3.0	**393.CG-20 03 52**	20	3.0	4	24
	4.0	**393.CG-20 04 52**	20	4.0	4	24
	5.0	**393.CG-20 05 52**	20	5.0	4	24
	6.0	**393.CG-20 06 52**	20	6.0	4	32
	7.0	**393.CG-20 07 52**	20	7.0	4	33
	8.0	**393.CG-20 08 52**	20	8.0	4	33
	9.0	**393.CG-20 09 52**	20	9.0	4	34
	9.7	**393.CG-20 09.7 50**	20	9.7	4	41
	10.0	**393.CG-20 10 52**	20	10.0	4	36
	11.7	**393.CG-20 11.7 50**	20	11.7	4	45
	12.0	**393.CG-20 12 52**	20	12.0	4	41
	14.0	**393.CG-20 14 52**	20	14.0	4	41
	15.7	**393.CG-20 15.7 50**	20	15.7	4	48
	16.0	**393.CG-20 16 52**	20	16.0	4	44
25	3.0	**393.CG-25 03 56**	25	3.0	4	25
	4.0	**393.CG-25 04 56**	25	4.0	4	25
	5.0	**393.CG-25 05 56**	25	5.0	4	25
	6.0	**393.CG-25 06 56**	25	6.0	4	33
	7.0	**393.CG-25 07 56**	25	7.0	4	33
	8.0	**393.CG-25 08 56**	25	8.0	4	33
	9.0	**393.CG-25 09 56**	25	9.0	4	34
	9.7	**393.CG-25 09.7 56**	25	9.7	4	38
	10.0	**393.CG-25 10 56**	25	10.0	4	36
	11.7	**393.CG-25 11.7 56**	25	11.7	4	41
	12.0	**393.CG-25 12 56**	25	12.0	4	42
	14.0	**393.CG-25 14 56**	25	14.0	4	43
	15.7	**393.CG-25 15.7 56**	25	15.7	4	48
	16.0	**393.CG-25 16 56**	25	16.0	4	44
	18.0	**393.CG-25 18 56**	25	18.0	4	44
	19.7	**393.CG-25 19.7 56**	25	19.7	4	50
	20.0	**393.CG-25 20 56**	25	20.0	4	46

Para obtener información sobre extractores para boquillas cilíndricas, consulte la página P19

Manguitos cilíndricos

Refrigerante a través del manguito

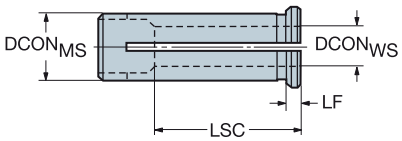

Agujero métrico

CZC$_{MS}$	CZC$_{WS}$	Código de pedido	Dimensiones, mm DCON$_{MS}$	DCON$_{WS}$	LF	LSC
32	6.0	393.CG-32 06 60	32	6.0	4	33
	8.0	393.CG-32 08 60	32	8.0	4	33
	10.0	393.CG-32 10 60	32	10.0	4	36
	12.0	393.CG-32 12 60	32	12.0	4	41
	14.0	393.CG-32 14 60	32	14.0	4	42
	15.7	393.CG-32 15.7 60	32	15.7	4	47
	16.0	393.CG-32 16 60	32	16.0	4	44
	18.0	393.CG-32 18 60	32	18.0	4	45
	19.7	393.CG-32 19.7 60	32	19.7	4	50
	20.0	393.CG-32 20 60	32	20.0	4	46
	24.7	393.CG-32 24.7 60	32	24.7	4	56
	25.0	393.CG-32 25 60	32	25.0	4	53

Para obtener información sobre extractores para boquillas cilíndricas, consulte la página P19

ISO 13399 Q1

Manguitos cilíndricos

Refrigerante a través del manguito

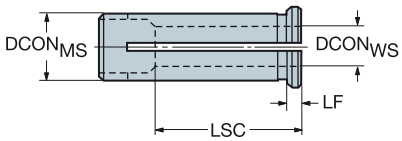

Pulgadas agujero

			Dimensiones, pulg.				
CZC_{MS}	CZC_{WS}	**Código de pedido**	$DCON_{MS}$	$DCON_{WS}$	BD_1	LF	OAL
12	1/4	A393.CG-12 04 40	.472	.250	.630	.157	1.732
	3/8	A393.CG-12 06 40	.472	.375	.630	.157	1.732
20	1/4	A393.CG-20 04 52	.787	.250	.984	.157	2.125
	3/8	A393.CG-20 06 52	.787	.375	.984	.157	2.125
	1/2	A393.CG-20 08 52	.787	.500	.984	.157	2.125
	9	A393.CG-20 09.2 50	.787	.362	.984	.157	2.125
	5/8	A393.CG-20 10 52	.787	.625	.984	.157	2.125
25	1/4	A393.CG-25 04 56	.984	.250	1.181	.157	2.362
	3/8	A393.CG-25 06 56	.984	.375	1.181	.157	2.362
	1/2	A393.CG-25 08 56	.984	.500	1.181	.157	2.362
	9	A393.CG-25 09.2 56	.984	.362	1.181	.157	2.362
	5/8	A393.CG-25 10 56	.984	.625	1.181	.157	2.362
	3/4	A393.CG-25 12 56	.984	.750	1.181	.157	2.362
	18	A393.CG-25 18.7 56	.984	.736	1.181	.157	2.362
32	1/4	A393.CG-32 04 60	1.260	.250	1.417	.157	2.519
	3/8	A393.CG-32 06 60	1.260	.375	1.417	.157	2.519
	1/2	A393.CG-32 08 60	1.260	.500	1.417	.157	2.519
	5/8	A393.CG-32 10 60	1.260	.625	1.417	.157	2.519
	3/4	A393.CG-32 12 60	1.260	.750	1.417	.157	2.519
	1	A393.CG-32 16 60	1.260	1.000	1.417	.157	2.519
	18	A393.CG-32 18.7 60	1.260	.736	1.417	.157	2.519

Para obtener información sobre extractores para boquillas cilíndricas, consulte la página P19

ISO 13399

Q1

SANDVIK Coromant

Manguitos cilíndricos

Tipo lápiz

DSGN 3

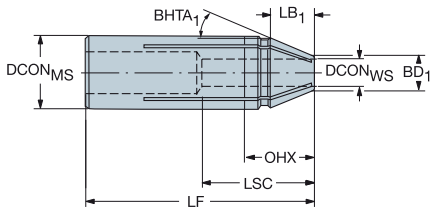

CZC_{MS}	CZC_{WS}	DSGN	**Código de pedido**	Dimensiones, mm $DCON_{MS}$	$DCON_{WS}$	LF	LB_1	BD_1	CNSC	CP Bar	Kg
20	6	3	**393.CGP-20 06 72**	20	6	72.0	14.1	9	1	80	0.1
	8	3	**393.CGP-20 08 72**	20	8	72.0	13.9	11	1	80	0.1
	10	3	**393.CGP-20 10 72**	20	10	72.0	13.6	13	1	80	0.1
	12	3	**393.CGP-20 12 72**	20	12	72.0	13.2	15	1	80	0.1

Extractor para manguitos cilíndricos

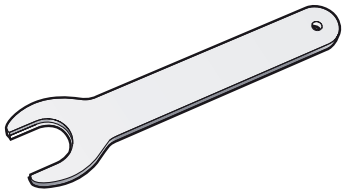

Código de pedido	Para tamaño de boquilla	Métrico	Pulgadas
5680 061-01	12	13	(1/2")
5680 061-02	16	15	(5/8")
5680 061-03	20	19	(3/4")
5680 061-04	25	26	(1")
5680 061-05	32	31	(1 1/4")

Conjunto de manguito

Silent Tools

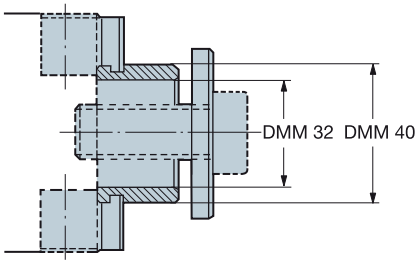

Código de pedido
5638 035-011

ISO 13399

Q1

Pinza Schaublin

Aleación metalica para refriferación a través

Compatible con DIN 6499-B

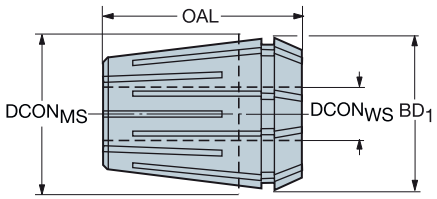

Agujero métrico

			Dimensiones, mm, pulg.	
CZC_{MS}	CZC_{WS}	**Código de pedido**	OAL	BD_1
ER16	3 (h9)	**393.15-16 03**	27	17
			1.083	*.669*
	4 (h9)	**393.15-16 04**	27	17
			1.083	*.669*
	5.0 - 4.5	**393.15-16 05**	27	17
			1.083	*.669*
	6.0 - 5.5	**393.15-16 06**	27	17
			1.083	*.669*
	8.0 - 7.5	**393.15-16 08**	27	17
			1.083	*.669*
	10.0 - 9.5	**393.15-16 10**	27	17
			1.083	*.669*
ER20	3 (h9)	**393.15-20 03**	31	21
			1.240	*.827*
	4 (h9)	**393.15-20 04**	31	21
			1.240	*.827*
	5 (h9)	**393.15-20 05**	31	21
			1.240	*.827*
	6 (h9)	**393.15-20 06**	31	21
			1.240	*.827*
	8.0 - 7.5	**393.15-20 08**	31	21
			1.240	*.827*
	10.0 - 9.5	**393.15-20 10**	31	21
			1.240	*.827*
	12.0 - 11.5	**393.15-20 12**	31	21
			1.240	*.827*
ER25	6 (h9)	**393.15-25 06**	34	26
			1.339	*1.024*
	8.0 - 7.5	**393.15-25 08**	34	26
			1.339	*1.024*
	10.0 - 9.5	**393.15-25 10**	34	26
			1.339	*1.024*
	12.0 - 11.5	**393.15-25 12**	34	26
			1.339	*1.024*
	14.0 - 13.5	**393.15-25 14**	34	26
			1.339	*1.024*
	16.0 - 15.5	**393.15-25 16**	34	26
			1.339	*1.024*

ISO 13399 Q1

Pinza Schaublin

Aleación metalica para refriferación a través

Compatible con DIN 6499-B

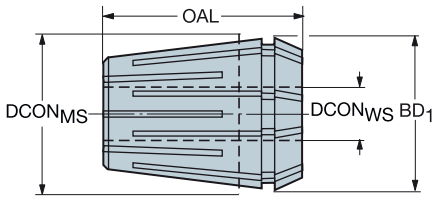

Agujero métrico

			Dimensiones, mm, pulg.	
CZC_{MS}	CZC_{WS}	**Código de pedido**	OAL	BD_1
ER32	6 (h9)	**393.15-32 06**	40	33
			1.575	*1.299*
	8.0 - 7.5	**393.15-32 08**	40	33
			1.575	*1.299*
	10.0 - 9.5	**393.15-32 10**	40	33
			1.575	*1.299*
	12.0 - 11.5	**393.15-32 12**	40	33
			1.575	*1.299*
	14.0 - 13.5	**393.15-32 14**	40	33
			1.575	*1.299*
	16.0 - 15.5	**393.15-32 16**	40	33
			1.575	*1.299*
	18.0 - 17.5	**393.15-32 18**	40	33
			1.575	*1.299*
	20.0 - 19.5	**393.15-32 20**	40	33
			1.575	*1.299*
ER40	6 (h9)	**393.15-40 06**	46	41
			1.811	*1.614*
	8 (h9)	**393.15-40 08**	46	41
			1.811	*1.614*
	10.0 - 9.5	**393.15-40 10**	46	41
			1.811	*1.614*
	12.0 - 11.5	**393.15-40 12**	46	41
			1.811	*1.614*
	14.0 - 13.5	**393.15-40 14**	46	41
			1.811	*1.614*
	16.0 - 15.5	**393.15-40 16**	46	41
			1.811	*1.614*
	18.0 - 17.5	**393.15-40 18**	46	41
			1.811	*1.614*
	20.0 - 19.5	**393.15-40 20**	46	41
			1.811	*1.614*
	25.0 - 24.5	**393.15-40 25**	46	41
			1.811	*1.614*

ISO 13399

Q1

Pinza Schaublin

Aleación metalica para refriferación a través

Compatible con DIN 6499-B

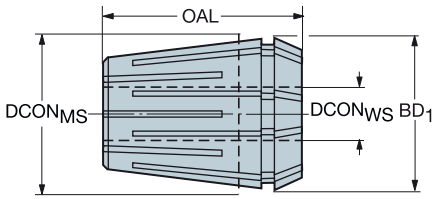

Pulgadas agujero

			Dimensiones, pulg.	
CZC_{MS}	CZC_{WS}	**Código de pedido**	OAL	BD_1
ER16	.2500 - .2303	**A393.15-16 1/4**	1.082	.669
	.3125 - .2929	**A393.15-16 5/16**	1.082	.669
	.3750 - .3556	**A393.15-16 3/8**	1.082	.669
	1/8 (h9)	**A393.15-16 1/8**	1.082	.669
	3/16 (h9)	**A393.15-16 3/16**	1.082	.669
	5/32 (h9)	**A393.15-16 5/32**	1.082	.669
ER20	.3125 - .2929	**A393.15-20 5/16**	1.240	.827
	.3750 - .3556	**A393.15-20 3/8**	1.240	.827
	.5000 - .4803	**A393.15-20 1/2**	1.240	.827
	1/4 (h9)	**A393.15-20 1/4**	1.240	.827
	1/8 (h9)	**A393.15-20 1/8**	1.240	.827
	3/16 (h9)	**A393.15-20 3/16**	1.240	.827
	5/32 (h9)	**A393.15-20 5/32**	1.240	.827
ER25	.3125 - .2929	**A393.15-25 5/16**	1.338	1.024
	.3750 - .3556	**A393.15-25 3/8**	1.338	1.024
	.5000 - .4803	**A393.15-25 1/2**	1.338	1.024
	.6250 - .6055	**A393.15-25 5/8**	1.338	1.024
	1/4 (h9)	**A393.15-25 1/4**	1.338	1.024
ER32	.3125 - .2929	**A393.15-32 5/16**	1.574	1.299
	.3750 - .3556	**A393.15-32 3/8**	1.574	1.299
	.5000 - .4803	**A393.15-32 1/2**	1.574	1.299
	.6250 - .6055	**A393.15-32 5/8**	1.574	1.299
	.7500 - .7303	**A393.15-32 3/4**	1.574	1.299
	1/4 (h9)	**A393.15-32 1/4**	1.574	1.299
ER40	.3750 - .3556	**A393.15-40 3/8**	1.811	1.614
	.5000 - .4803	**A393.15-40 1/2**	1.811	1.614
	.6250 - .6055	**A393.15-40 5/8**	1.811	1.614
	.7500 - .7303	**A393.15-40 3/4**	1.811	1.614
	1.0000 - .9646	**A393.15-40 1**	1.811	1.614
	1/4 (h9)	**A393.15-40 1/4**	1.811	1.614
	5/16 (h9)	**A393.15-40 5/16**	1.811	1.614

ISO 13399

Q1

Pinza Schaublin

Refrigeración a través de la pinza

Compatible con DIN 6499-B

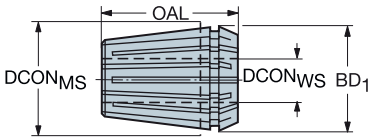

			Dimensiones, mm, pulg.	
CZC_{MS}	CZC_{WS}	**Código de pedido**	OAL	BD_1
ER8	3.00 - 2.50	**393.14-08 0300**	13	8
			.535	*.335*
	3.50 - 3.00	**393.14-08 0350**	13	8
			.535	*.335*
	4.00 - 3.50	**393.14-08 0400**	13	11
			.535	*.449*
ER11	1.00 - 0.75	**393.14-11 0100**	18	11
			.709	*.449*
	1.25 - 1.00	**393.14-11 0125**	18	11
			.709	*.449*
	1.50 - 1.25	**393.14-11 0150**	18	11
			.709	*.449*
	1.75 - 1.50	**393.14-11 0175**	18	11
			.709	*.449*
	2.00 - 1.75	**393.14-11 0200**	18	11
			.709	*.449*
	2.25 - 2.00	**393.14-11 0225**	18	11
			.709	*.449*
	2.50 - 2.25	**393.14-11 0250**	18	11
			.709	*.449*
	3.00 - 2.50	**393.14-11 0300**	18	11
			.709	*.449*
	3.50 - 3.00	**393.14-11 0350**	18	11
			.709	*.449*
	4.00 - 3.50	**393.14-11 0400**	18	11
			.709	*.449*
	4.50 - 4.00	**393.14-11 0450**	18	11
			.709	*.449*
	5.00 - 4.50	**393.14-11 0500**	18	11
			.709	*.449*
	5.50 - 5.00	**393.14-11 0550**	18	11
			.709	*.449*
	6.00 - 5.50	**393.14-11 0600**	18	11
			.709	*.449*
	6.50 - 6.00	**393.14-11 0650**	18	11
			.709	*.449*
	7.00 - 6.50	**393.14-11 0700**	18	11
			.709	*.449*

ISO 13399

Q1

Pinza Schaublin

Refrigeración a través de la pinza

Compatible con DIN 6499-B

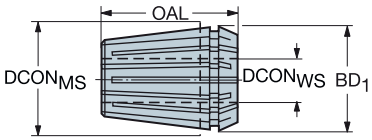

			Dimensiones, mm, pulg.	
CZC_{MS}	CZC_{WS}	**Código de pedido**	OAL	BD_1
ER16	1.0 - 0.5	**393.14-16 0100**	27	17
			1.083	*.669*
	1.5 - 1.0	**393.14-16 0150**	27	17
			1.083	*.669*
	2.0 - 1.0	**393.14-16 0200**	27	17
			1.083	*.669*
	2.5 - 1.5	**393.14-16 0250**	27	17
			1.083	*.669*
	3.0 - 2.0	**393.14-16 0300**	27	17
			1.083	*.669*
	4.0 - 3.0	**393.14-16 0400**	27	17
			1.083	*.669*
	5.0 - 4.0	**393.14-16 0500**	27	17
			1.083	*.669*
	6.0 - 5.0	**393.14-16 0600**	27	17
			1.083	*.669*
	7.0 - 6.0	**393.14-16 0700**	27	17
			1.083	*.669*
	8.0 - 7.0	**393.14-16 0800**	27	17
			1.083	*.669*
	9.0 - 8.0	**393.14-16 0900**	27	17
			1.083	*.669*
	10.0 - 9.0	**393.14-16 1000**	27	17
			1.083	*.669*
ER20	1.5 - 1.0	**393.14-20 015**	31	21
			1.240	*.827*
	2.0 - 1.5	**393.14-20 020**	31	21
			1.240	*.827*
	2.5 - 2.0	**393.14-20 025**	31	21
			1.240	*.827*
	3.0 - 2.5	**393.14-20 030**	31	21
			1.240	*.827*
	4.0 - 3.0	**393.14-20 040**	31	21
			1.240	*.827*
	5.0 - 4.0	**393.14-20 050**	31	21
			1.240	*.827*
	6.0 - 5.0	**393.14-20 060**	31	21
			1.240	*.827*
	7.0 - 6.0	**393.14-20 070**	31	21
			1.240	*.827*
	8.0 - 7.0	**393.14-20 080**	31	21
			1.240	*.827*
	9.0 - 8.0	**393.14-20 090**	31	21
			1.240	*.827*
	10.0 - 9.0	**393.14-20 100**	31	21
			1.240	*.827*
	11.0 - 10.0	**393.14-20 110**	31	21
			1.240	*.827*
	12.0 - 11.0	**393.14-20 120**	31	21
			1.240	*.827*
	13.0 - 12.0	**393.14-20 130**	31	21
			1.240	*.827*

ISO 13399

Q1

Pinza Schaublin

Refrigeración a través de la pinza

Compatible con DIN 6499-B

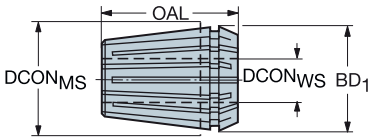

			Dimensiones, mm, pulg.	
CZC_{MS}	CZC_{WS}	**Código de pedido**	OAL	BD_1
ER25	2.0 - 1.5	**393.14-25 020**	34	26
			1.339	*1.024*
	2.5 - 2.0	**393.14-25 025**	34	26
			1.339	*1.024*
	3.0 - 2.5	**393.14-25 030**	34	26
			1.339	*1.024*
	4.0 - 3.0	**393.14-25 040**	34	26
			1.339	*1.024*
	5.0 - 4.0	**393.14-25 050**	34	26
			1.339	*1.024*
	6.0 - 5.0	**393.14-25 060**	34	26
			1.339	*1.024*
	7.0 - 6.0	**393.14-25 070**	34	26
			1.339	*1.024*
	8.0 - 7.0	**393.14-25 080**	34	26
			1.339	*1.024*
	9.0 - 8.0	**393.14-25 090**	34	26
			1.339	*1.024*
	10.0 - 9.0	**393.14-25 100**	34	26
			1.339	*1.024*
	11.0 - 10.0	**393.14-25 110**	34	26
			1.339	*1.024*
	12.0 - 11.0	**393.14-25 120**	34	26
			1.339	*1.024*
	13.0 - 12.0	**393.14-25 130**	34	26
			1.339	*1.024*
	14.0 - 13.0	**393.14-25 140**	34	26
			1.339	*1.024*
	15.0 - 14.0	**393.14-25 150**	34	26
			1.339	*1.024*
	16.0 - 15.0	**393.14-25 160**	34	26
			1.339	*1.024*
ER32	2.5 - 2.0	**393.14-32 025**	40	33
			1.575	*1.299*
	3.0 - 2.5	**393.14-32 030**	40	33
			1.575	*1.299*
	4.0 - 3.0	**393.14-32 040**	40	33
			1.575	*1.299*
	5.0 - 4.0	**393.14-32 050**	40	33
			1.575	*1.299*
	6.0 - 5.0	**393.14-32 060**	40	33
			1.575	*1.299*
	7.0 - 6.0	**393.14-32 070**	40	33
			1.575	*1.299*
	8.0 - 7.0	**393.14-32 080**	40	33
			1.575	*1.299*
	9.0 - 8.0	**393.14-32 090**	40	33
			1.575	*1.299*
	10.0 - 9.0	**393.14-32 100**	40	33
			1.575	*1.299*
	11.0 - 10.0	**393.14-32 110**	40	33
			1.575	*1.299*

ISO 13399 Q1

Pinza Schaublin

Refrigeración a través de la pinza

Compatible con DIN 6499-B

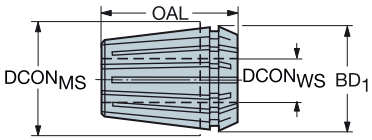

			Dimensiones, mm, pulg.	
CZC_{MS}	CZC_{WS}	**Código de pedido**	OAL	BD_1
ER32	12.0 - 11.0	**393.14-32 120**	40	33
			1.575	*1.299*
	13.0 - 12.0	**393.14-32 130**	40	33
			1.575	*1.299*
	14.0 - 13.0	**393.14-32 140**	40	33
			1.575	*1.299*
	15.0 - 14.0	**393.14-32 150**	40	33
			1.575	*1.299*
	16.0 - 15.0	**393.14-32 160**	40	33
			1.575	*1.299*
	17.0 - 16.0	**393.14-32 170**	40	33
			1.575	*1.299*
	18.0 - 17.0	**393.14-32 180**	40	33
			1.575	*1.299*
	19.0 - 18.0	**393.14-32 190**	40	33
			1.575	*1.299*
	20.0 - 19.0	**393.14-32 200**	40	33
			1.575	*1.299*
ER40	4.0 - 3.0	**393.14-40 040**	46	41
			1.811	*1.614*
	5.0 - 4.0	**393.14-40 050**	46	41
			1.811	*1.614*
	6.0 - 5.0	**393.14-40 060**	46	41
			1.811	*1.614*
	7.0 - 6.0	**393.14-40 070**	46	41
			1.811	*1.614*
	8.0 - 7.0	**393.14-40 080**	46	41
			1.811	*1.614*
	9.0 - 8.0	**393.14-40 090**	46	41
			1.811	*1.614*
	10.0 - 9.0	**393.14-40 100**	46	41
			1.811	*1.614*
	11.0 - 10.0	**393.14-40 110**	46	41
			1.811	*1.614*
	12.0 - 11.0	**393.14-40 120**	46	41
			1.811	*1.614*
	13.0 - 12.0	**393.14-40 130**	46	41
			1.811	*1.614*
	14.0 - 13.0	**393.14-40 140**	46	41
			1.811	*1.614*
	15.0 - 14.0	**393.14-40 150**	46	41
			1.811	*1.614*
	16.0 - 15.0	**393.14-40 160**	46	41
			1.811	*1.614*
	17.0 - 16.0	**393.14-40 170**	46	41
			1.811	*1.614*
	18.0 - 17.0	**393.14-40 180**	46	41
			1.811	*1.614*
	19.0 - 18.0	**393.14-40 190**	46	41
			1.811	*1.614*
	20.0 - 19.0	**393.14-40 200**	46	41
			1.811	*1.614*

ISO 13399

Q1

Pinza Schaublin

Refrigeración a través de la pinza

Compatible con DIN 6499-B

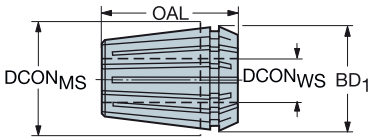

			Dimensiones, mm, pulg.	
CZC_{MS}	CZC_{WS}	**Código de pedido**	OAL	BD_1
ER40	21.0 - 20.0	**393.14-40 210**	46	41
			1.811	*1.614*
	22.0 - 21.0	**393.14-40 220**	46	41
			1.811	*1.614*
	23.0 - 22.0	**393.14-40 230**	46	41
			1.811	*1.614*
	24.0 - 23.0	**393.14-40 240**	46	41
			1.811	*1.614*
	25.0 - 24.0	**393.14-40 250**	46	41
			1.811	*1.614*
	26.0 - 25.0	**393.14-40 260**	46	41
			1.811	*1.614*
ER50	8.0 - 6.0	**393.14-50 080**	60	52
			2.362	*2.047*
	10.0 - 8.0	**393.14-50 100**	60	52
			2.362	*2.047*
	12.0 - 10.0	**393.14-50 120**	60	52
			2.362	*2.047*
	14.0 - 12.0	**393.14-50 140**	60	52
			2.362	*2.047*
	16.0 - 14.0	**393.14-50 160**	60	52
			2.362	*2.047*
	18.0 - 16.0	**393.14-50 180**	60	52
			2.362	*2.047*
	20.0 - 18.0	**393.14-50 200**	60	52
			2.362	*2.047*
	22.0 - 20.0	**393.14-50 220**	60	52
			2.362	*2.047*
	24.0 - 22.0	**393.14-50 240**	60	52
			2.362	*2.047*
	26.0 - 24.0	**393.14-50 260**	60	52
			2.362	*2.047*
	28.0 - 26.0	**393.14-50 280**	60	52
			2.362	*2.047*
	30.0 - 28.0	**393.14-50 300**	60	52
			2.362	*2.047*
	32.0 - 30.0	**393.14-50 320**	60	52
			2.362	*2.047*
	34.0 - 32.0	**393.14-50 340**	60	52
			2.362	*2.047*

ISO 13399

Q1

Pinza ER para mangos de machos

Compatible con DIN 6499-B

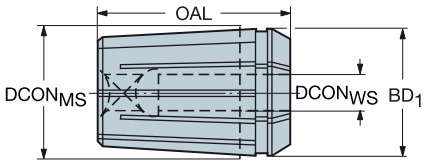

			Dimensiones, mm, pulg.	
CZC_{MS}	CZC_{WS}	**Código de pedido**	OAL	BD_1
ER11	2.50 x 2.00	**393.14-11 D025X021**	18	11
			.709	*.449*
	2.80 x 2.10	**393.14-11 D028X021**	18	11
			.709	*.449*
	3.50 x 2.70	**393.14-11 D035X027**	18	11
			.709	*.449*
	4.00 x 3.00	**393.14-11 D040X030**	18	11
			.709	*.449*
	4.00 x 3.15	**393.14-11 D040X0315**	18	11
			.709	*.449*
	4.50 x 3.40	**393.14-11 D045X034**	18	11
			.709	*.449*
	5.00 x 4.00	**393.14-11 D050X040**	18	11
			.709	*.449*
	6.00 x 4.90	**393.14-11 D060X049**	18	11
			.709	*.449*
ER20	4.00 x 3.15	**393.14-20 D040X0315**	31	21
			1.240	*.827*
	4.50 x 3.40	**393.14-20 D045X034**	31	21
			1.240	*.827*
	5.00 x 4.00	**393.14-20 D050X040**	31	21
			1.240	*.827*
	6.00 x 4.90	**393.14-20 D060X049**	31	21
			1.240	*.827*
	6.30 x 5.00	**393.14-20 D063X050**	31	21
			1.240	*.827*
	7.00 x 5.50	**393.14-20 D070X055**	31	21
			1.240	*.827*
	8.00 x 6.30	**393.14-20 D080X063**	31	21
			1.240	*.827*
	9.00 x 7.10	**393.14-20 D090X071**	31	21
			1.240	*.827*
	10.00 x 8.00	**393.14-20 D100X080**	31	21
			1.240	*.827*
ER25	8.00 x 6.30	**393.14-25 D080X063**	34	26
			1.339	*1.024*
	9.00 x 7.10	**393.14-25 D090X071**	34	26
			1.339	*1.024*
	10.00 x 8.00	**393.14-25 D100X080**	34	26
			1.339	*1.024*
	11.00 x 9.00	**393.14-25 D110X090**	34	26
			1.339	*1.024*
	11.20 x 9.00	**393.14-25 D112X090**	34	26
			1.339	*1.024*
	12.00 x 9.00	**393.14-25 D120X090**	34	26
			1.339	*1.024*
	12.50 x 10.00	**393.14-25 D125X100**	34	26
			1.339	*1.024*
	14.00 x 11.20	**393.14-25 D140X112**	34	26
			1.339	*1.024*
	16.00 x 12.00	**393.14-25 D160X120**	34	26
			1.339	*1.024*

ISO 13399

Q1

SANDVIK Coromant

Pinza ER para mangos de machos

Compatible con DIN 6499-B

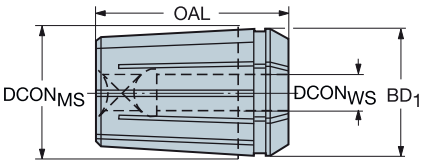

			Dimensiones, mm, pulg.	
CZC_{MS}	CZC_{WS}	**Código de pedido**	OAL	BD_1
ER40	12.00 x 9.00	**393.14-40 D120X090**	46	41
			1.811	*1.614*
	12.50 x 10.00	**393.14-40 D125X100**	46	41
			1.811	*1.614*
	14.00 x 11.20	**393.14-40 D140X112**	46	41
			1.811	*1.614*
	16.00 x 12.50	**393.14-40 D160X125**	46	41
			1.811	*1.614*
	18.00 x 14.50	**393.14-40 D180X145**	46	41
			1.811	*1.614*
	20.00 x 16.00	**393.14-40 D200X160**	46	41
			1.811	*1.614*
	22.00 x 18.00	**393.14-40 D220X180**	46	41
			1.811	*1.614*

ISO 13399

Q1

Pinza ER para mangos de machos

Para machos de rosca estándar en pulgadas

Compatible con DIN 6499-B

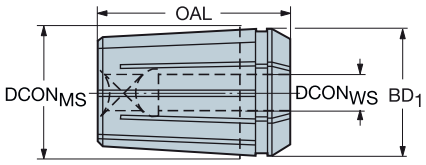

CZC$_{MS}$	CZC$_{WS}$	**Código de pedido**	Dimensiones, pulg. OAL	BD$_1$
ER11	.141 x .110	**A393.14-11-0-6 NO**	.708	.449
	.168 x .131	**A393.14-11-8 NO**	.708	.449
	.194 x .152	**A393.14-11-10 NO**	.708	.449
ER20	.168 x .131	**A393.14-20-8 NO**	1.240	.827
	.194 x .152	**A393.14-20-10 NO**	1.240	.827
	.220 x .165	**A393.14-20-12 NO**	1.240	.827
	.255 x .191	**A393.14-20-1/4**	1.240	.827
	.318 x .238	**A393.14-20-5/16**	1.240	.827
	.381 x .286	**A393.14-20-3/8**	1.240	.827
ER25	.255 x .191	**A393.14-25-1/4**	1.338	1.024
	.318 x .238	**A393.14-25-5/16**	1.338	1.024
	.323 x .242	**A393.14-25-7/16**	1.338	1.024
	.367 x .275	**A393.14-25-1/2**	1.338	1.024
	.381 x .286	**A393.14-25-3/8**	1.338	1.024
	.429 x .322	**A393.14-25-9/16**	1.338	1.024
	.480 x .360	**A393.14-25-5/8**	1.338	1.024
	.590 x .442	**A393.14-25-3/4**	1.338	1.024
ER40	.480 x .360	**A393.14-40-5/8**	1.811	1.614
	.590 x .442	**A393.14-40-3/4**	1.811	1.614
	.697 x .523	**A393.14-40-7/8**	1.811	1.614
	.800 x .600	**A393.14-40-1**	1.811	1.614

ISO 13399

Q1

Tuerca para pinzas ER

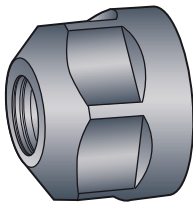

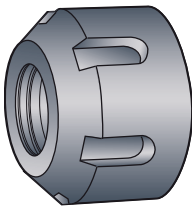

Tuerca para pinzas ER

CZC	Código de pedido	TDZ	Llave	
ER11	5533 050-07	M14 x 0.75	5680 091-03	
ER16	5533 050-06	M22 x 1.5	5680 091-01	
ER20	5533 050-08	M25 x 1.5	5680 091-02	
ER25	5533 050-02	M32 x 1.5	5680 096-02	
ER32	5533 050-03	M40 x 1.5	5680 096-03	
ER40	5533 050-04	M50 x 1.5	5680 096-04	
ER50	5533 050-05	M64 x 2	5680 096-05	

Tuerca para pinzas ER Mini

CZC	Código de pedido	TDZ	Llave	
ER8	5533 065-04	M10 x 0.75	5680 098-04	
ER11	5533 065-02	M13 x 0.75	5680 098-02	
ER16	5533 065-03	M19 x 1	5680 098-03	
ER20	5533 065-01	M24 x 1	5680 098-01	

Tuercas para pinza ER con paso de refrigerante

CZC	Código de pedido	TDZ	Llave	
ER16	5533 051-01	M22 x 1.5	5680 091-01	
ER20	5533 051-02	M25 x 1.5	5680 091-02	
ER25	5533 051-03	M32 x 1.5	5680 096-02	
ER32	5533 051-04	M40 x 1.5	5680 096-03	
ER40	5533 051-05	M50 x 1.5	5680 096-04	

Discos de sellado para pinza ER
Consulte la página P32

Discos de sellado para pinza ER



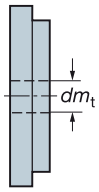

Tamaño 16			Tamaño 25			Tamaño 32			Tamaño 40		
Gama, mm (pulg.) dm_t		Código de pedido	Gama, mm (pulg.) dm_t		Código de pedido	Gama, mm (pulg.) dm_t		Código de pedido	Gama, mm (pulg.) dm_t		Código de pedido
3.0-2.5	(.118-.098)	3916.00300	3.0-2.5	(.118-.098)	3925.00300	3.0-2.5	(.118-.098)	3932.00300	3.0-2.5	(.118-.098)	3940.00300
3.5-3.0	(.138-.118)	3916.00350	3.5-3.0	(.138-.118)	3925.00350	3.5-3.0	(.138-.118)	3932.00350	3.5-3.0	(.138-.118)	3940.00350
4.0-3.5	(.157-.138)	3916.00400	4.0-3.5	(.157-.138)	3925.00400	4.0-3.5	(.157-.138)	3932.00400	4.0-3.5	(.157-.138)	3940.00400
4.5-4.0	(.177-.157)	3916.00450	4.5-4.0	(.177-.157)	3925.00450	4.5-4.0	(.177-.157)	3932.00450	4.5-4.0	(.177-.157)	3940.00450
5.0-4.5	(.197-.177)	3916.00500	5.0-4.5	(.197-.177)	3925.00500	5.0-4.5	(.197-.177)	3932.00500	5.0-4.5	(.197-.177)	3940.00500
5.5-5.0	(.217-.197)	3916.00550	5.5-5.0	(.217-.197)	3925.00550	5.5-5.0	(.217-.197)	3932.00550	5.5-5.0	(.217-.197)	3940.00550
6.0-5.5	(.236-.217)	3916.00600	6.0-5.5	(.236-.217)	3925.00600	6.0-5.5	(.236-.217)	3932.00600	6.0-5.5	(.236-.217)	3940.00600
6.5-6.0	(.256-.236)	3916.00650	6.5-6.0	(.256-.236)	3925.00650	6.5-6.0	(.256-.236)	3932.00650	6.5-6.0	(.256-.236)	3940.00650
7.0-6.5	(.276-.256)	3916.00700	7.0-6.5	(.276-.256)	3925.00700	7.0-6.5	(.276-.256)	3932.00700	7.0-6.5	(.276-.256)	3940.00700
7.5-7.0	(.295-.276)	3916.00750	7.5-7.0	(.295-.276)	3925.00750	7.5-7.0	(.295-.276)	3932.00750	7.5-7.0	(.295-.276)	3940.00750
8.0-7.5	(.315-.295)	3916.00800	8.0-7.5	(.315-.295)	3925.00800	8.0-7.5	(.315-.295)	3932.00800	8.0-7.5	(.315-.295)	3940.00800
8.5-8.0	(.335-.315)	3916.00850	8.5-8.0	(.335-.315)	3925.00850	8.5-8.0	(.335-.315)	3932.00850	8.5-8.0	(.335-.315)	3940.00850
9.0-8.5	(.354-.335)	3916.00900	9.0-8.5	(.354-.335)	3925.00900	9.0-8.5	(.354-.335)	3932.00900	9.0-8.5	(.354-.335)	3940.00900
9.5-9.0	(.374-.354)	3916.00950	9.5-9.0	(.374-.354)	3925.00950	9.5-9.0	(.374-.354)	3932.00950	9.5-9.0	(.374-.354)	3940.00950
10.0-9.5	(.394-.374)	3916.01000	10.0-9.5	(.394-.374)	3925.01000	10.0-9.5	(.394-.374)	3932.01000	10.0-9.5	(.394-.374)	3940.01000
			10.5-10.0	(.413-.394)	3925.01050	10.5-10.0	(.413-.394)	3932.01050	10.5-10.0	(.413-.394)	3940.01050
			11.0-10.5	(.433-.413)	3925.01100	11.0-10.5	(.433-.413)	3932.01100	11.0-10.5	(.433-.413)	3940.01100
			11.5-11.0	(.453-.433)	3925.01150	11.5-11.0	(.453-.433)	3932.01150	11.5-11.0	(.453-.433)	3940.01150
			12.0-11.5	(.472-.453)	3925.01200	12.0-11.5	(.472-.453)	3932.01200	12.0-11.5	(.472-.453)	3940.01200
			12.5-12.0	(.492-.472)	3925.01250	12.5-12.0	(.492-.472)	3932.01250	12.5-12.0	(.492-.472)	3940.01250
			13.0-12.5	(.512-.492)	3925.01300	13.0-12.5	(.512-.492)	3932.01300	13.0-12.5	(.512-.492)	3940.01300
			13.5-13.0	(.531-.512)	3925.01350	13.5-13.0	(.531-.512)	3932.01350	13.5-13.0	(.531-.512)	3940.01350
			14.0-13.5	(.551-.531)	3925.01400	14.0-13.5	(.551-.531)	3932.01400	14.0-13.5	(.551-.531)	3940.01400
			14.5-14.0	(.571-.551)	3925.01450	14.5-14.0	(.571-.551)	3932.01450	14.5-14.0	(.571-.551)	3940.01450
			15.0-14.5	(.591-.571)	3925.01500	15.0-14.5	(.591-.571)	3932.01500	15.0-14.5	(.591-.571)	3940.01500
			15.5-15.0	(.610-.591)	3925.01550	15.5-15.0	(.610-.591)	3932.01550	15.5-15.0	(.610-.591)	3940.01550
			16.0-15.5	(.630-.610)	3925.01600	16.0-15.5	(.630-.610)	3932.01600	16.0-15.5	(.630-.610)	3940.01600
						16.5-16.0	(.650-.630)	3932.01650	16.5-16.0	(.650-.630)	3940.01650
						17.0-16.5	(.669-.650)	3932.01700	17.0-16.5	(.669-.650)	3940.01700
						17.5-17.0	(.689-.669)	3932.01750	17.5-17.0	(.689-.669)	3940.01750
						18.0-17.5	(.709-.689)	3932.01800	18.0-17.5	(.709-.689)	3940.01800
						18.5-18.0	(.728-.709)	3932.01850	18.5-18.0	(.728-.709)	3940.01850
						19.0-18.5	(.748-.728)	3932.01900	19.0-18.5	(.748-.728)	3940.01900
						19.5-19.0	(.768-.748)	3932.01950	19.5-19.0	(.768-.748)	3940.01950
						20.0-19.5	(.787-.768)	3932.02000	20.0-19.5	(.787-.768)	3940.02000
									20.5-20.0	(.807-.787)	3940.02050
									21.0-20.5	(.827-.807)	3940.02100
									21.5-21.0	(.846-.827)	3940.02150
									22.0-21.5	(.866-.846)	3940.02200
									22.5-22.0	(.886-.866)	3940.02250
									23.0-22.5	(.906-.886)	3940.02300
									23.5-23.0	(.925-.906)	3940.02350
									24.0-23.5	(.945-.925)	3940.02400
									24.5-24.0	(.965-.945)	3940.02450
									25.0-24.5	(.984-.965)	3940.02500
									25.5-25.0	(1.004-.984)	3940.02550
									26.0-25.5	(1.024-1.004)	3940.02600

Tamaño 20		
Gama, mm (pulg.) dm_t		Código de pedido
3.0-2.5	(.118-.098)	3920.00300
3.5-3.0	(.138-.118)	3920.00350
4.0-3.5	(.157-.138)	3920.00400
4.5-4.0	(.177-.157)	3920.00450
5.0-4.5	(.197-.177)	3920.00500
5.5-5.0	(.217-.197)	3920.00550
6.0-5.5	(.236-.217)	3920.00600
6.5-6.0	(.256-.236)	3920.00650
7.0-6.5	(.276-.256)	3920.00700
7.5-7.0	(.295-.276)	3920.00750
8.0-7.5	(.315-.295)	3920.00800
8.5-8.0	(.335-.315)	3920.00850
9.0-8.5	(.354-.335)	3920.00900
9.5-9.0	(.374-.354)	3920.00950
10.0-9.5	(.394-.374)	3920.01000
10.5-10.0	(.413-.394)	3920.01050
11.0-10.5	(433-.413)	3920.01100
11.5-11.0	(.453-.433)	3920.01150
12.0-11.5	(.472-.453)	3920.01200
12.5-12.0	(.492-.472)	3920.01250
13.0-12.5	(.512-.492)	3920.01300

0.5 mm (.020 pulgadas) de capacidad por disco. Presión máx. de refrigerante 150 bar (2000 psi).

Pinzas de goma para mangos de machos



			Dimensiones, mm			
CZC_{MS}	CZC_{WS}	**Código de pedido**	$DCON_{MS}$	$DCON_{WS}$	LF	BD_1
J42x	3.5-6.5 (J42x)	**391.60A-OZ J421**	23	6	0	23
	6.5-10 (J42x)	**391.60A-OZ J422**	23	10	0	23
J44x	7-13 (J44x)	**391.60A-OZ J440**	28	13	0	30
	2.8-7.0 (J44x)	**391.60A-OZ J443**	28	7	0	32
J46x	10-16 (J46x)	**391.60A-OZ J461**	44	16	0	44
	16-23 (J46x)	**391.60A-OZ J462**	44	23	0	44

ISO 13399

Q1

Anillos espaciadores

Para adaptador de fresado 391.10
ISO 839/2 1977

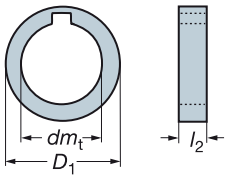

Código de pedido	Para adaptador	Dimensiones, mm											
		l_2	0.5	1.0	1.5	2.0	3.0	4.0	5.0	6.0	10.0	20.0	30.0
		dm_t	D_1	D_1	D_1	D_1	D_1	D_1	D_1	D_1	D_1	D_1	D_1
5549 091-011	391.10-16...	16	25	25	25	26	26	26	26	26	26	26	–
5549 091-021	391.10-22...	22	33	33	33	34	34	34	34	34	34	34	34
5549 091-031	391.10-27...	27	39	39	39	40	40	40	40	40	40	40	40
5549 091-041	391.10-32...	32	45	45	45	46	46	46	46	46	46	46	46
5549 091-051	391.10-40...	40	54	54	54	55	55	55	55	55	55	55	55
5549 091-061	391.10-50...	50	67	67	–	68	68	68	68	68	68	68	68
5549 091-071	391.10-60...	60	84	84	–	84	84	84	84	84	84	84	84

Juego de placas de apoyo

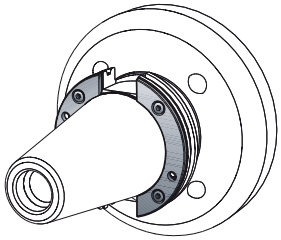

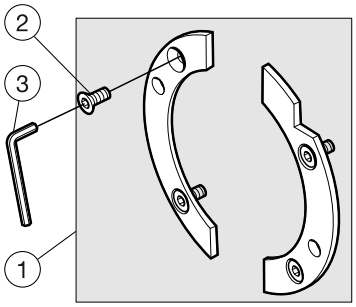

1 Juego de placas de apoyo	2 Tornillo	3 Llave
5549 128-50	3213 011-256	3021 010-025 (2.5)

Adaptador de cambio rápido

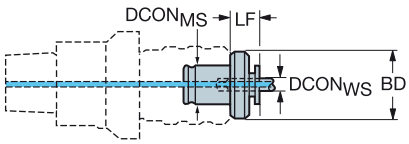

Versión métrica

CZC$_{MS}$	CZC$_{WS}$	Código de pedido	Dimensiones, mm, pulg. DCON$_{MS}$	DCON$_{WS}$	LF	CNSC	CXSC	CP Bar/PSI	Kg
1	3.15 x 2.24	393.03-SE1 D0315X022	19.0	3.2	7.0	1	1	80	0.10
			.748	*.124*	*.276*			*1160*	
	4.00 x 3.15	393.03-SE1 D040X031	19.0	4.0	7.0	1	1	80	0.10
			.748	*.157*	*.276*			*1160*	
	5.00 x 4.00	393.03-SE1 D050X040	19.0	5.0	7.0	1	1	80	0.10
			.748	*.197*	*.276*			*1160*	
	6.30 x 5.00	393.03-SE1 D063X050	19.0	6.3	7.0	1	1	80	0.10
			.748	*.248*	*.276*			*1160*	
	4.50 x 3.40	393.03-SE1 D045X034	19.0	4.5	7.0	1	1	80	0.10
			.748	*.177*	*.276*			*1160*	
	8.00 x 6.30	393.03-SE1 D080X063	19.0	8.0	7.0	1	1	80	0.10
			.748	*.315*	*.276*			*1160*	
	9.00 x 7.10	393.03-SE1 D090X071	19.0	9.0	7.0	1	1	80	0.10
			.748	*.354*	*.276*			*1160*	
	6.00 x 4.90	393.03-SE1 D060X049	19.0	6.0	7.0	1	1	80	0.10
			.748	*.236*	*.276*			*1160*	
	10.00 x 8.00	393.03-SE1 D100X080	19.0	10.0	7.0	1	1	80	0.10
			.748	*.394*	*.276*			*1160*	
	7.00 x 5.50	393.03-SE1 D070X055	19.0	7.0	7.0	1	1	80	0.10
			.748	*.276*	*.276*			*1160*	
	8.00 x 6.20	393.03-SE1 D080X062	19.0	8.0	7.0	1	1	80	0.10
			.748	*.315*	*.276*			*1160*	
	9.00 x 7.00	393.03-SE1 D090X070	19.0	9.0	7.0	1	1	80	0.10
			.748	*.354*	*.276*			*1160*	
2	6.30 x 5.00	393.03-SE2 D063X050	31.0	6.3	11.0	1	1	80	0.10
			1.220	*.248*	*.433*			*1160*	
	8.00 x 6.30	393.03-SE2 D080X063	31.0	8.0	11.0	1	1	80	0.30
			1.220	*.315*	*.433*			*1160*	
	9.00 x 7.10	393.03-SE2 D090X071	31.0	9.0	11.0	1	1	80	0.30
			1.220	*.354*	*.433*			*1160*	
	6.00 x 4.90	393.03-SE2 D060X049	31.0	6.0	11.0	1	1	80	0.10
			1.220	*.236*	*.433*			*1160*	
	10.00 x 8.00	393.03-SE2 D100X080	31.0	10.0	11.0	1	1	80	0.30
			1.220	*.394*	*.433*			*1160*	
	7.00 x 5.50	393.03-SE2 D070X055	31.0	7.0	11.0	1	1	80	0.30
			1.220	*.276*	*.433*			*1160*	
	11.20 x 9.00	393.03-SE2 D112X090	31.0	11.2	11.0	1	1	80	0.30
			1.220	*.441*	*.433*			*1160*	
	8.00 x 6.20	393.03-SE2 D080X062	31.0	8.0	11.0	1	1	80	0.30
			1.220	*.315*	*.433*			*1160*	
	12.50 x 10.00	393.03-SE2 D125X100	31.0	12.5	11.0	1	1	80	0.30
			1.220	*.492*	*.433*			*1160*	
	9.00 x 7.00	393.03-SE2 D090X070	31.0	9.0	11.0	1	1	80	0.30
			1.220	*.354*	*.433*			*1160*	
	14.00 x 11.20	393.03-SE2 D140X112	31.0	14.0	11.0	1	1	80	0.30
			1.220	*.551*	*.433*			*1160*	
	11.00 x 9.00	393.03-SE2 D110X090	31.0	11.0	11.0	1	1	80	0.30
			1.220	*.433*	*.433*			*1160*	
	12.00 x 9.00	393.03-SE2 D120X090	31.0	12.0	11.0	1	1	80	0.30
			1.220	*.472*	*.433*			*1160*	
	14.00 x 11.00	393.03-SE2 D140X110	31.0	14.0	11.0	1	1	80	0.30
			1.220	*.551*	*.433*			*1160*	
	16.00 x 12.00	393.03-SE2 D160X120	31.0	16.0	11.0	1	1	80	0.30
			1.220	*.630*	*.433*			*1160*	

ISO 13399 Q1

CNSC CXSC Q35

SANDVIK Coromant

Adaptador de cambio rápido

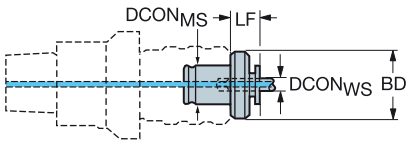

Versión en pulgadas

CZC$_{MS}$	CZC$_{WS}$	Código de pedido	Dimensiones, mm, pulg. DCON$_{MS}$	DCON$_{WS}$	LF	BD$_1$	CNSC	CXSC	CP Bar/PSI	Kg
1	.141 x .110	393.03-SE1 D036X027	19.0	3.6	7.0	30.0	1	1	80	0.10
			.748	*.141*	*.276*	*1.181*			*1160*	
	.168 x .131	393.03-SE1 D042X033	19.0	4.3	7.0	30.0	1	1	80	0.10
			.748	*.168*	*.276*	*1.181*			*1160*	
	.194 x .152	393.03-SE1 D049X038	19.0	4.9	7.0	30.0	1	1	80	0.10
			.748	*.194*	*.276*	*1.181*			*1160*	
	.220 x .165	393.03-SE1 D055X041	19.0	5.6	7.0	30.0	1	1	80	0.10
			.748	*.220*	*.276*	*1.181*			*1160*	
	.255 x .191	393.03-SE1 D064X048	19.0	6.5	7.0	30.0	1	1	80	0.10
			.748	*.255*	*.276*	*1.181*			*1160*	
	.313 x .234	393.03-SE1 D079X059	19.0	8.0	7.0	30.0	1	1	80	0.10
			.748	*.313*	*.276*	*1.181*			*1160*	
	.318 x .238	393.03-SE1 D080X060	19.0	8.1	7.0	30.0	1	1	80	0.10
			.748	*.318*	*.276*	*1.181*			*1160*	
	.323 x .242	393.03-SE1 D082X061	19.0	8.2	7.0	30.0	1	1	80	0.10
			.748	*.323*	*.276*	*1.181*			*1160*	
	.367 x .275	393.03-SE1 D093X069	19.0	9.3	7.0	30.0	1	1	80	0.10
			.748	*.367*	*.276*	*1.181*			*1160*	
	.381 x .286	393.03-SE1 D096X072	19.0	9.7	7.0	30.0	1	1	80	0.10
			.748	*.381*	*.276*	*1.181*			*1160*	
	.429 x .322	393.03-SE1 D109X082	19.0	10.9	7.0	30.0	1	1	80	0.10
			.748	*.429*	*.276*	*1.181*			*1160*	
	.437 x .328	393.03-SE1 D111X083	19.0	11.1	7.0	30.0	1	1	80	0.10
			.748	*.437*	*.276*	*1.181*			*1160*	
2	.255 x .191	393.03-SE2 D064X048	31.0	6.5	11.0	48.0	1	1	80	0.20
			1.220	*.255*	*.433*	*1.890*			*1160*	
	.318 x .238	393.03-SE2 D080X060	31.0	8.1	11.0	48.0	1	1	80	0.20
			1.220	*.318*	*.433*	*1.890*			*1160*	
	.323 x .242	393.03-SE2 D082X061	31.0	8.2	11.0	48.0	1	1	80	0.20
			1.220	*.323*	*.433*	*1.890*			*1160*	
	.367 x .275	393.03-SE2 D093X069	31.0	9.3	11.0	48.0	1	1	80	0.20
			1.220	*.367*	*.433*	*1.890*			*1160*	
	.381 x .286	393.03-SE2 D096X072	31.0	9.7	11.0	48.0	1	1	80	0.20
			1.220	*.381*	*.433*	*1.890*			*1160*	
	.429 x .322	393.03-SE2 D109X082	31.0	10.9	11.0	48.0	1	1	80	0.20
			1.220	*.429*	*.433*	*1.890*			*1160*	
	.437 x .328	393.03-SE2 D111X083	31.0	11.1	11.0	48.0	1	1	80	0.20
			1.220	*.437*	*.433*	*1.890*			*1160*	
	.480 x .360	393.03-SE2 D121X091	31.0	12.2	11.0	48.0	1	1	80	0.20
			1.220	*.480*	*.433*	*1.890*			*1160*	
	.562 x .421	393.03-SE2 D143X107	31.0	14.3	11.0	48.0	1	1	80	0.20
			1.220	*.562*	*.433*	*1.890*			*1160*	
	.590 x .442	393.03-SE2 D149X112	31.0	15.0	11.0	48.0	1	1	80	0.20
			1.220	*.590*	*.433*	*1.890*			*1160*	
	.687 x .515	393.03-SE2 D175X131	31.0	17.4	11.0	48.0	1	1	80	0.20
			1.220	*.687*	*.433*	*1.890*			*1160*	
	.697 x .523	393.03-SE2 D177X132	31.0	17.7	11.0	48.0	1	1	80	0.20
			1.220	*.697*	*.433*	*1.890*			*1160*	
	.700 x .531	393.03-SE2 D178X135	31.0	17.8	11.0	48.0	1	1	80	0.20
			1.220	*.700*	*.433*	*1.890*			*1160*	

ISO 13399 Q1

CNSC CXSC Q35

Adaptador de cambio rápido

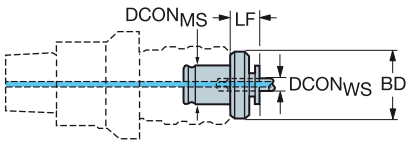

Versión en pulgadas

CZC_{MS}	CZC_{WS}	Código de pedido	Dimensiones, mm, pulg. $DCON_{MS}$	$DCON_{WS}$	LF	BD_1	CNSC	CXSC	CP Bar/PSI	Kg
3	.590 x .442	**393.03-SE3 D149X112**	48.0	15.0	14.0	70.0	1	1	80	0.80
			1.890	*.590*	*.551*	*2.756*			*1160*	
	.687 x .515	**393.03-SE3 D175X131**	48.0	17.4	14.0	70.0	1	1	80	0.80
			1.890	*.687*	*.551*	*2.756*			*1160*	
	.697 x .523	**393.03-SE3 D177X132**	48.0	17.7	14.0	70.0	1	1	80	0.80
			1.890	*.697*	*.551*	*2.756*			*1160*	
	.700 x .531	**393.03-SE3 D178X135**	48.0	17.8	14.0	70.0	1	1	80	0.80
			1.890	*.700*	*.551*	*2.756*			*1160*	
	.800 x .600	**393.03-SE3 D203X152**	48.0	20.3	14.0	70.0	1	1	80	0.80
			1.890	*.800*	*.551*	*2.756*			*1160*	
	.906 x .679	**393.03-SE3 D230X172**	48.0	23.0	14.0	70.0	1	1	80	0.80
			1.890	*.906*	*.551*	*2.756*			*1160*	
	1.125 x .843	**393.03-SE3 D286X214**	48.0	28.6	14.0	70.0	1	1	80	0.80
			1.890	*1.125*	*.551*	*2.756*			*1160*	

ISO 13399 Q1

CNSC CXSC Q35

SANDVIK Coromant

Adaptador de cambio rápido

con embrague de fricción y suministro de refrigerante externo / interno

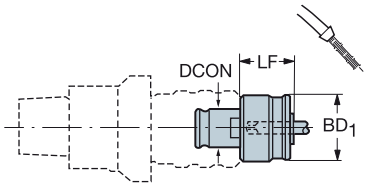

CZC_{MS}	CZC_{WS}	Código de pedido	Dimensiones, mm, pulg. $DCON_{MS}$	$DCON_{WS}$	LF	CNSC	CXSC	CP Bar	CP PSI	Kg
1	3.15 x 2.50	393.03-SES1 D031X025	19.00	3.15	25.0	1	1	80		0.2
			.748	*.124*	*.984*				*1160*	
	4.00 x 3.15	393.03-SES1 D040X031	19.00	4.00	25.0	1	1	80		0.2
			.748	*.157*	*.984*				*1160*	
	4.50 x 3.55	393.03-SES1 D045X035	19.00	4.50	25.0	1	1	80		0.2
			.748	*.177*	*.984*				*1160*	
	5.00 x 4.00	393.03-SES1 D050X040	19.00	5.00	25.0	1	1	80		0.2
			.748	*.197*	*.984*				*1160*	
	3.50 x 2.70	393.03-SES1 D035X027	19.00	3.50	25.0	1	1	80		0.2
			.748	*.138*	*.984*				*1160*	
	6.30 x 5.00	393.03-SES1 D063X050	19.00	6.30	25.0	1	1	80		0.2
			.748	*.248*	*.984*				*1160*	
	4.00 x 3.00	393.03-SES1 D040X030	19.00	4.00	25.0	1	1	80		0.2
			.748	*.157*	*.984*				*1160*	
	4.50 x 3.40	393.03-SES1 D045X034	19.00	4.50	25.0	1	1	80		0.2
			.748	*.177*	*.984*				*1160*	
	8.00 x 6.30	393.03-SES1 D080X063	19.00	8.00	25.0	1	1	80		0.2
			.748	*.315*	*.984*				*1160*	
	9.00 x 7.10	393.03-SES1 D090X071	19.00	9.00	25.0	1	1	80		0.2
			.748	*.354*	*.984*				*1160*	
	6.00 x 4.90	393.03-SES1 D060X049	19.00	6.00	25.0	1	1	80		0.2
			.748	*.236*	*.984*				*1160*	
	10.00 x 8.00	393.03-SES1 D100X080	19.00	10.00	25.0	1	1	80		0.2
			.748	*.394*	*.984*				*1160*	
	7.00 x 5.50	393.03-SES1 D070X055	19.00	7.00	25.0	1	1	80		0.2
			.748	*.276*	*.984*				*1160*	
	8.00 x 6.20	393.03-SES1 D080X062	19.00	8.00	25.0	1	1	80		0.2
			.748	*.315*	*.984*				*1160*	
	9.00 x 7.00	393.03-SES1 D090X070	19.00	9.00	25.0	1	1	80		0.2
			.748	*.354*	*.984*				*1160*	
2	8.00 x 6.30	393.03-SES2 D080X063	31.00	8.00	34.0	1	1	80		0.6
			1.220	*.315*	*1.339*				*1160*	
	9.00 x 7.10	393.03-SES2 D090X071	31.00	9.00	34.0	1	1	80		0.6
			1.220	*.354*	*1.339*				*1160*	
	6.00 x 4.90	393.03-SES2 D060X049	31.00	6.00	34.0	1	1	80		0.6
			1.220	*.236*	*1.339*				*1160*	
	10.00 x 8.00	393.03-SES2 D100X080	31.00	10.00	34.0	1	1	80		0.6
			1.220	*.394*	*1.339*				*1160*	
	7.00 x 5.50	393.03-SES2 D070X055	31.00	7.00	34.0	1	1	80		0.6
			1.220	*.276*	*1.339*				*1160*	
	11.20 x 9.00	393.03-SES2 D112X090	31.00	11.20	34.0	1	1	80		0.6
			1.220	*.441*	*1.339*				*1160*	
	8.00 x 6.20	393.03-SES2 D080X062	31.00	8.00	34.0	1	1	80		0.6
			1.220	*.315*	*1.339*				*1160*	
	12.50 x 10.00	393.03-SES2 D125X100	31.00	12.50	34.0	1	1	80		0.6
			1.220	*.492*	*1.339*				*1160*	
	9.00 x 7.00	393.03-SES2 D090X070	31.00	9.00	34.0	1	1	80		0.6
			1.220	*.354*	*1.339*				*1160*	
	14.00 x 11.20	393.03-SES2 D140X112	31.00	14.00	34.0	1	1	80		0.6
			1.220	*.551*	*1.339*				*1160*	
	11.00 x 9.00	393.03-SES2 D110X090	31.00	11.00	34.0	1	1	80		0.6
			1.220	*.433*	*1.339*				*1160*	

ISO 13399 Q1

CNSC CXSC Q35

Adaptador de cambio rápido

con embrague de fricción y suministro de refrigerante externo / interno

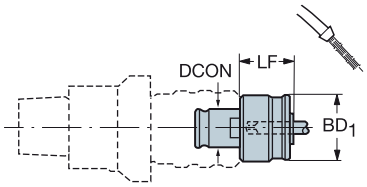

			Dimensiones, mm, pulg.					CP Bar	CP PSI	
CZC_{MS}	CZC_{WS}	**Código de pedido**	$DCON_{MS}$	$DCON_{WS}$	LF	CNSC	CXSC			Kg
2	12.00 x 9.00	**393.03-SES2 D120X090**	31.00	12.00	34.0	1	1	80		0.6
			1.220	*.472*	*1.339*				*1160*	
	14.00 x 11.00	**393.03-SES2 D140X110**	31.00	14.00	34.0	1	1	80		0.6
			1.220	*.551*	*1.339*				*1160*	
	16.00 x 12.00	**393.03-SES2 D160X120**	31.00	16.00	34.0	1	1	80		0.6
			1.220	*.630*	*1.339*				*1160*	
3	11.20 x 9.00	**393.03-SES3 D112X090**	48.00	11.20	45.0	1	1	80		1.7
			1.890	*.441*	*1.772*				*1160*	
	14.00 x 11.20	**393.03-SES3 D140X112**	48.00	14.00	45.0	1	1	80		1.7
			1.890	*.551*	*1.772*				*1160*	
	16.00 x 12.50	**393.03-SES3 D160X125**	48.00	16.00	45.0	1	1	80		1.7
			1.890	*.630*	*1.772*				*1160*	
	11.00 x 9.00	**393.03-SES3 D110X090**	48.00	11.00	45.0	1	1	80		1.7
			1.890	*.433*	*1.772*				*1160*	
	18.00 x 14.00	**393.03-SES3 D180X140**	48.00	18.00	45.0	1	1	80		1.7
			1.890	*.709*	*1.772*				*1160*	
	12.00 x 9.00	**393.03-SES3 D120X090**	48.00	12.00	45.0	1	1	80		1.7
			1.890	*.472*	*1.772*				*1160*	
	20.00 x 16.00	**393.03-SES3 D200X160**	48.00	20.00	45.0	1	1	80		1.7
			1.890	*.787*	*1.772*				*1160*	
	14.00 x 11.00	**393.03-SES3 D140X110**	48.00	14.00	45.0	1	1	80		1.7
			1.890	*.551*	*1.772*				*1160*	
	16.00 x 12.00	**393.03-SES3 D160X120**	48.00	16.00	45.0	1	1	80		1.7
			1.890	*.630*	*1.772*				*1160*	
	25.00 x 20.00	**393.03-SES3 D250X200**	48.00	25.00	45.0	1	1	80		1.7
			1.890	*.984*	*1.772*				*1160*	
	18.00 x 14.50	**393.03-SES3 D180X145**	48.00	18.00	45.0	1	1	80		1.7
			1.890	*.709*	*1.772*				*1160*	
	22.00 x 18.00	**393.03-SES3 D220X180**	48.00	22.00	45.0	1	1	80		1.7
			1.890	*.866*	*1.772*				*1160*	

ISO 13399 Q1

CNSC CXSC Q35

Corredera a broca, adaptador ajustable

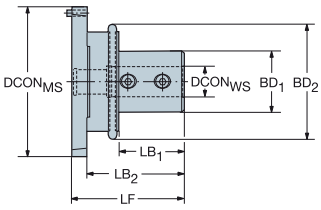

Agujero métrico

CZC$_{MS}$	CZC$_{WS}$	CNSC	Código de pedido	Dimensiones, mm, pulg. DCON$_{MS}$	DCON$_{WS}$	LF	LB$_1$	LB$_2$	LB$_3$	BD$_1$	BD$_2$	BD$_3$	BHTA$_1$	BHTA$_2$	Kg	BBD
01	20	1	**393.277-20 01 075A**	78	20.0	75.0	44.0	65.0	75.0	40.0	55.2	78	0°	0°	0.80	0
				3.071	*.787*	*2.953*	*1.732*	*2.559*	*2.953*	*1.575*	*2.173*	*3.071*				
	25	1	**393.277-25 01 080A**	78	25.0	80.0	50.0	70.0	80.0	45.0	55.2	78	0°	0°	0.80	0
				3.071	*.984*	*3.150*	*1.969*	*2.756*	*3.150*	*1.772*	*2.173*	*3.071*				
02	20	1	**393.277-20 02 075A**	98	20.0	75.0	44.0	65.0	75.0	40.0	75.2	98	0°	0°	1.02	0
				3.858	*.787*	*2.953*	*1.732*	*2.559*	*2.953*	*1.575*	*2.961*	*3.858*				
	25	1	**393.277-25 02 085A**	98	25.0	85.0	54.0	75.0	85.0	45.0	75.2	98	0°	0°	1.25	0
				3.858	*.984*	*3.346*	*2.126*	*2.953*	*3.346*	*1.772*	*2.961*	*3.858*				
	32	1	**393.277-32 02 085A**	98	32.0	85.0	54.0	75.0	85.0	52.0	75.2	98	0°	0°	1.52	0
				3.858	*1.260*	*3.346*	*2.126*	*2.953*	*3.346*	*2.047*	*2.961*	*3.858*				
03	40	1	**393.277-40 03 090A**	136	40.0	90.0	65.0	90.0		65.0	136.0		0°	0°	4.50	0
				5.354	*1.575*	*3.543*	*2.559*	*3.543*		*2.559*	*5.354*					
	50	1	**393.277-50 03 100A**	136	50.0	100.0	75.0	110.0		75.0	163.0		0°	0°	4.50	0
				5.354	*1.969*	*3.937*	*2.953*	*4.331*		*2.953*	*6.417*					

Agujero en pulgadas

CZC$_{MS}$	CZC$_{WS}$	CNSC	CXSC	Código de pedido	Dimensiones, mm, pulg. DCON$_{MS}$	DCON$_{WS}$	LF	LB$_1$	BD$_1$	CP Bar	CP PSI	Kg	BBD
01	3/4	1		**A393.277-75 01 075A**	78	19.1	75.0	75.0	78.0			1.30	0
					3.071	*.750*	*2.953*	*2.953*	*3.071*				
	1	1	1	**A393.277-100 01 080A**	78	25.4	80.0	49.0	45.0	20		1.60	0
					3.071	*1.000*	*3.150*	*1.929*	*1.772*		*290*		
02	3/4	1	1	**A393.277-75 02 075A**	98	19.1	75.0	44.0	40.0	20		2.20	0
					3.858	*.750*	*2.953*	*1.732*	*1.575*		*290*		
	1	1		**A393.277-100 02 085A**	98	25.4	84.9	85.0	98.0			2.20	0
					3.858	*1.000*	*3.346*	*3.346*	*3.858*				
	1 1/4	1		**A393.277-125 02 085A**	98	31.8	84.9	85.0	98.0			2.20	0
					3.858	*1.250*	*3.346*	*3.346*	*3.858*				

Manguito

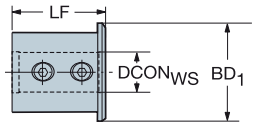

CZC$_{MS}$	CZC$_{WS}$	CNSC	CXSC	Código de pedido	Dimensiones, mm, pulg. DCON$_{MS}$	DCON$_{WS}$	LSC	LF	LB$_1$	BD$_1$	CP Bar/PSI	Kg
40	32	1	1	**393.277-40 32 074A**	40.0	32.0	70	4.0	4.0	48.0	80	0.80
					1.575	*1.260*	*2.756*	*.157*	*.157*	*1.890*	*1160*	

ISO 13399 Q1

CNSC CXSC Q35

VL

Accesorios

Herramienta de trepanado

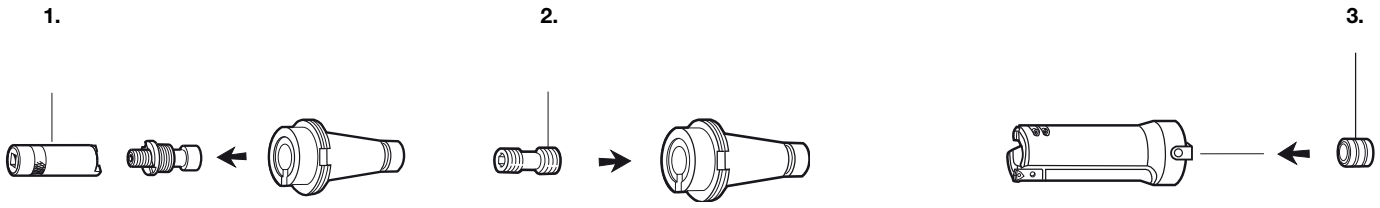

1. Código de pedido Llave	2. Código de pedido Tornillo	3. Código de pedido Manguito centrador
5680 065-02	5516 030-01	5638 030-01

Herramientas de montaje

Coromant Capto®

Llave dinamométrica para unidades de sujeción manuales, cambio rápido

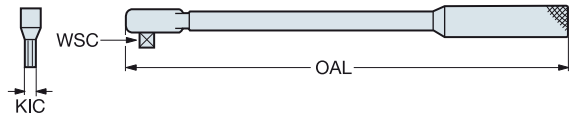

Tamaño de acoplamiento	**Llave dinamométrica** **Código de pedido**	Dimensiones, mm, pulg. Gama de pares, Nm, pies-lbs	WSC	OAL	**Adaptador de llave** **Código de pedido**	KIC
C3	**C-TK-01**	20-100	1/2"	345	**5680 035-14**	8
		15-74		*13.583*		*.315*
C4	**C-TK-01**	20-100	1/2"	345	**5680 035-06**	10
		15-74		*13.583*		*.394*
C5	**C-TK-01**	20-100	1/2"	345	**5680 035-07**	12
		15-74		*13.583*		*.472*
C6	**C-TK-01**	20-100	1/2"	345	**5680 035-07**	12
		15-74		*13.583*		*.472*
C8	**C-TK-02**	40-200	1/2"	440	**5680 035-07**	12
		30-148		*17.323*		*.472*
C10	**C-TK-03**	60-300	1/2"	548	**5680 035-10**	17
		44-220		*21.575*		*.669*

Llave dinamométrica para montajes modulares, sujeción por tornillo central

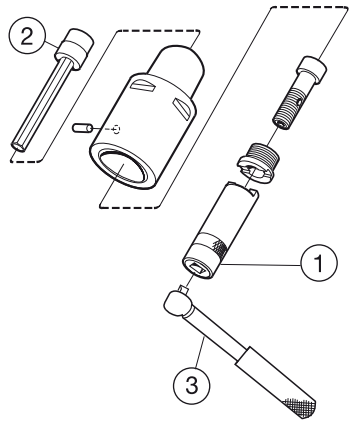

Tamaño de acoplamiento	**3. Llave dinamométrica** **Código de pedido**	Dimensiones, mm, pulg. Gama de pares, Nm, pies-lbs	WSC	OAL	**2. Llave de extensión** **Código de pedido**	KIC	**1. Llave de tuercas de retención** **Código de pedido**
C3	**C-TK-02**	40-200	1/2"	345	**5680 015-05**	8	**5680 065-13**
		30-148		13.583		.315	
C4	**C-TK-02**	40-200	1/2"	345	**5680 015-05**	8	**5680 065-10**
		30-148		13.583		.315	
C5	**C-TK-02**	40-200	1/2"	345	**5680 015-01**	10	**5680 065-11**
		30-148		13.583		.394	
C6	**C-TK-02**	40-200	1/2"	345	**5680 015-02**	14	**5680 065-12**
		30-148		13.583		.551	
C8	**C-TK-02**	40-200	1/2"	440	**5680 015-02**	14	**5680 065-12**
		30-148		17.323		.551	
C10	**C-TK-04**	80-400	3/4"	683	**5680 015-06**	17	**5680 065-14**
		60-295		26.890		.669	

Debe calibrarse según ISO 6789, con una precisión del 4%

Juego de llave dinamométrica ER

ER-TW-SET

CZC	Código de pedido	El kit se compone de: Llave dinamométrica	Anillo
ER11	**ER-TW-SET**	ER-TW	ER11-COLLAR
ER16			ER16-COLLAR
ER20			ER20-COLLAR
ER25			ER25-COLLAR
ER32			ER32-COLLAR

Tornillo en T ER-TW-CLIP disponible como pieza de repuesto.

Conjunto de llave dinamométrica ER compuesto de una llave dinamométrica ER y tamaños de cuello intercambiables de ER11 a ER32.
El juego completo con la llave dinamométrica y los 5 cuellos vienen en un práctico maletín.

Llave para boquilla integrada

CZC	Código de pedido	
ER11	5680 091-03	
ER16	5680 096-06	
ER20	5680 096-01	
ER25	5680 096-02	
ER32	5680 096-03	

CoroChuck™ 930

Llave dinamométrica

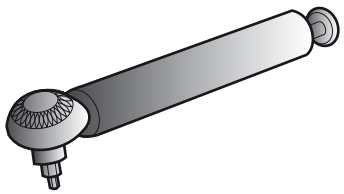

Código de pedido
5680 099-01

Llave dinamométrica Torx Plus®

Un apriete correcto cuando se monten las plaquitas en fresas es un requisito importante para un buen funcionamiento de la herramienta. Junto con los tornillos Torx Plus, la nueva llave es una garantía de fijación segura y mejorada de la plaquita.

Las llaves, disponibles en 6 tamaños y probadas para soportar 10 000 aprietes de plaquitas, han sido calibradas para el par de apriete necesario para una fijación correcta de la plaquita en fresas Sandvik Coromant.

Se recomienda la llave dinamométrica para las fresas con tornillos Torx plus. La nueva llave se debe pedir por separado, excepto para las fresas CoroMill® Century, CoroMill® 790 y CoroMill® 390 de filo largo, consulte las tablas de piezas de repuesto.

Nota. Torx Plus es una marca registrada de Camcar Textron (USA).

Nota.
Nuestros clientes deben saber que las nuevas llaves y los destornilladores Torx Plus NO sirven para tornillos Torx estándar,

pero las llaves Torx estándar y los destornilladores podrán utilizarse con los nuevos tornillos Torx Plus.

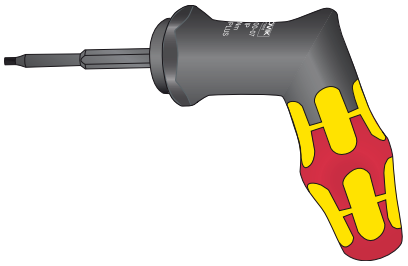

5680 100-07 (20IP) and 5680 100-08 (25IP)

Llave dinamométrica Torx Plus®

Nueva llave dinamométrica	Tamaño	Par pulg.-lbs	Par torsorNm	Llave dinamométrica antigua
5680 100-01	6IP	4	0.6	5680 086-01
5680 100-02	7IP	8	0.9	5680 086-02
5680 100-03	8IP	10	1.2	5680 086-03
5680 100-04	9IP	12	1.4	5680 086-04
5680 100-05	10IP	18	2.0	5680 086-05
5680 100-06	15IP	26	3.0	5680 086-06
5680 100-07	20IP	44	5.0	-
5680 100-08	25IP	66	7.5	-

Llave dinamométrica Torx Plus® con puntas

5680 105-01
5680 105-02
5680 105-03
5680 105-04

5680 105-05
5680 105-06
5680 105-07
5680 105-08

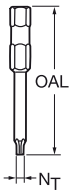

Llave dinamométrica	Intervalo de pares Nm	Pulg.-lbs	Mango
5680 105-01	0.3 - 1.2		Recta
5680 105-02	1.2 - 3.0		Recta
5680 105-05	3.0 - 6.0		Angular
5680 105-06	4.0 - 8.8		Angular
5680 105-03		2.5 - 11.5	Recta
5680 105-04		11.0 - 26.0	Recta
5680 105-07		26.0 - 55.0	Angular
5680 105-08		35.4 - 78.0	Angular

Broca	OAL mm	OAL Inch	N_T Torx Plus
5680 084-01	50	1.969	8IP
5680 084-02	50	1.969	15IP
5680 084-03	89	3.504	15IP
5680 084-04	50	1.969	7IP
5680 084-05	50	1.969	9IP
5680 084-06	50	1.969	10IP
5680 084-07	50	1.969	20IP
5680 084-08	89	3.504	20IP
5680 084-09	89	3.504	25IP
5680 084-10	89	3.504	30IP
5680 084-11	50	1.969	6IP
5680 084-12	80	3.150	27IP
5680 084-13	35	1.378	50IP

Cuerpo soporte

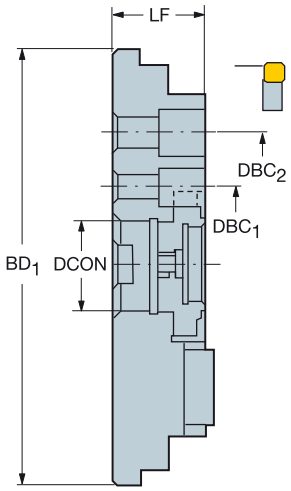

Versión métrica

CZC$_{MS}$	CZC$_{WS}$	DSGN	Código de pedido	Dimensiones, mm DCON$_{MS}$	LF	BD$_1$	DBC1	DBC2	Kg
60	250	5	**260-425M-1**	60	80	163.0			12.6
	315	5	**260-431M-1**	60	80	228.0	101	177	4.0
	355	5	**260-435M-1**	60	80	268.0	101	177	4.0
	400	5	**260-440M-1**	60	80	313.0	101	177	40.0
	500	5	**260-450M-1**	60	80	410.0	101	177	4.0

Versión en pulgadas

CZC$_{MS}$	CZC$_{WS}$	DSGN	Código de pedido	Dimensiones, pulg. DCON$_{MS}$	LF	BD$_1$	DBC1	DBC2	Lbs
2 1/2	250	1	**A260-425M-1**	2.500	2.375	8.740			4.7
	315	1	**A260-431M-1**	2.500	2.375	11.299	4	7	21.5
	355	1	**A260-435M-1**	2.500	2.375	12.874	4	7	21.5
	400	1	**A260-440M-1**	2.500	2.375	14.646	4	7	21.6
	500	1	**A260-450M-1**	2.500	2.375	18.583	4	7	21.8

ISO 13399 Q1

ISO 13399 es un estándar internacional cuyo objetivo es simplificar el intercambio de datos para herramientas de corte. Por ello, notará una ligera diferencia en los nuevos parámetros y descripciones de cada herramienta.

Por primera vez en la historia disponemos de una forma normalizada para describir los datos de producto relativos a herramientas de corte disponibles. Cuando todas las herramientas de la industria comparten los mismos parámetros y definiciones, la comunicación de la información de las herramientas entre distintos sistemas de software pasa a ser un proceso muy sencillo.

¿Qué significa esto para usted?

Básicamente, quiere decir que sus sistemas y los nuestros podrán comunicarse sin ningún tipo de barrera gracias a que compartirán un mismo idioma. Descárguese la información de producto de nuestra página web y utilícela directamente en su software CAD/ CAM para montar las herramientas que utiliza en su producción. No necesitará buscar información en catálogos ni interpretar datos para pasar de un sistema a otro. ¡Imagine cuánto tiempo ahorrará!

Abreviatura	Nombre
ADJLN	Límite de ajuste mínimo
ADJLX	Límite máximo de ajuste
ADJRG	Intervalo de ajuste
ALP	Ángulo de incidencia axial
AN	Ángulo de incidencia mayor
ANN	Ángulo de incidencia menor
APMX	Profundidad de corte máxima
APMX_EFW	Profundidad de corte máxima - avance final
APMX_FFW	Profundidad de corte máxima - avance lateral
AZ	Profundidad de avance axial máxima
B	Anchura de mango
BAWS	Ángulo de cuerpo del lado de la pieza
BAMS	Ángulo del cuerpo del lado de la máquina
BBD	Equilibrado por diseño
BBR	Equilibrado por prueba de rotación
BCH	Longitud del chaflán del vértice
BD	Diámetro del cuerpo
BHTA	Ángulo de conicidad del cuerpo
BN	Anchura de la faceta frontal
BS	Longitud del filo Wiper
BSG	Grupo estándar básico
BSR	Radio del filo wiper
CDX	Profundidad de corte máxima
CEMR	Radio mayor del filo de corte
CF	Chaflán de punto
CHBA	Ángulo del chaflán del cuerpo
CHBL	Longitud del chaflán del cuerpo
CHW	Anchura del chaflán del vértice
CICT	Número de elementos de corte
$CICT_E$	Número de elementos de corte - posición final
$CICT_P$	Número de elementos de corte - posición periférica
$CICT_S$	Número de elementos de corte - posición lateral
$CICT_T$	Número de elementos de corte - total
CND	Diámetro de la entrada de refrigerante
CNSC	Código del tipo de entrada de refrigerante
CNT	Tamaño de la rosca de entrada de refrigerante
COATING	Recubrimiento
CP	Presión de refrigerante máx.
CRKS	Tamaño de la rosca del tirador de retención de la conexión
CRNT	Tamaño de la rosca de la entrada de refrigerante radial
CTPT	Tipo de operación
CUTDIA	Diámetro de tronzado de pieza máximo
CW	Anchura de corte
CWN	Anchura de corte mínima
CWTOLL	Tolerancia inferior de la anchura de corte
CWTOLU	Tolerancia superior de la anchura de corte
CWX	Anchura de corte máxima
CXSC	Código del tipo de salida de refrigerante
CZC	Código de tamaño de conexión
CZC_{MS}	Código del tamaño de la conexión del lado de la máquina
CZC_{WS}	Código del tamaño de la conexión del lado de la pieza
D1	Diámetro del agujero de fijación
DAH	Diámetro del agujero de acceso

DAXIN	Diámetro interior mínimo de la ranura axial
DAXN	Diámetro exterior mínimo de ranura axial
DAXX	Diámetro exterior mínimo de la ranura axial
DBC	Diámetro del agujero de fijación
DC	Diámetro de corte
DCB	Diámetro del agujero de conexión
DCBN	Diámetro del agujero de conexión mínimo
DCBX	Diámetro del agujero de conexión máximo
DCF	Contacto frontal del diámetro de corte
DCIN	Diámetro de corte interior
DCN	Diámetro de corte mínimo
DCON	Diámetro de conexión
$DCON_{MS}$	Diametro de conexión del lado de la maquina
$DCON_{WS}$	Diámetro de conexión del lado de la pieza
$DCSF_{MS}$	Diámetro de superficie de contacto del lado de la máquina
$DCSF_{WS}$	Diámetro de superficie de contacto, lado de la pieza
DCX	Diámetro de corte máximo
DHUB	Diámetro de cubo
DIX	Diámetro de interferencia máximo del cambiador de herramientas
DMIN	Diámetro de agujero mínimo
DMM	Diámetro del mango
DN	Diámetro del cuello
DRVCT	Número de arrastres
DSGN	Diseño
EPSR	Ángulo con plaquita incluida
FHA	Ángulo helicoidal de la ranura
FLGT	Grosor de la brida
FTDZ	Para tamaño del diámetro de la rosca
H	Altura del mango
HA	Altura teórica de la rosca
HB	Diferencia de la altura de la rosca
HBH	Altura de desajuste de base a cabeza
HC	Altura real de la rosca
HF	Altura funcional
HRY	Punto más bajo desde el plano de referencia
HTB	Altura del cuerpo
HTH	Altura
IC	Diámetro de la circunferencia inscrita
INSL	Longitud de la plaquita
INSUC	Código de utilización de la plaquita
IZC	Código de tamaño de plaquita
KAPR	Ángulo del filo de corte de la herramienta
KAPR_EFW	Ángulo del filo de la herramienta - avance final
KCH	Chaflán del vértice
KRINS	Ángulo del filo mayor
KWW	Anchura del chavetero
L	Longitud del filo de corte
LAMS	Ángulo de inclinación
LB	Longitud del cuerpo
LCF	Longitud de la ranura para viruta
LCOX	Longitud máxima de tronzado
LE	Longitud efectiva del filo
LF	Longitud funcional
LFN	Longitud funcional mínima
LH	Longitud de la cabeza
LPR	Longitud saliente
LS	Longitud del mango
LSC	Longitud de sujeción
LSCN	Longitud de sujeción mínima
LSCS	Distancia hasta el inicio de la sujeción
LSCX	Longitud de sujeción máxima
LSD	Longitud exacta del mango
LU	Longitud útil (máx. recomendada)
LU_BFW	Longitud útil - refrentado inverso
LUX	Longitud utilizable máxima
MHD	Distancia del agujero de montaje
MIID	Identificación de la plaquita maestra
$MIID_E$	Identificación de plaquita principal - posición final
$MIID_S$	Identificación de plaquita principal - posición lateral
$MIID_C$	Identificación de plaquita principal - posición central
$MIID_P$	Identificación de plaquita principal - posición periférica
$MIID_I$	Identificación de plaquita principal - posición intermedia
MMCC	Código del par pre-reglado
MMCX	Par de corte máx.
NOF	Número de ranuras
NT	Número de dientes
OAH	Altura global
OAL	Longitud global
OAW	Anchura global

OH	Voladizo recomendado
OHN	Voladizo mínimo
OHX	Voladizo máximo
ORDCODE	Código de pedido
PCL	Longitud cilíndrica periférica
PDX	Distancia ex del perfil
PDY	Distancia ey del perfil
PHD	Diámetro del agujero premecanizado
PHDX	Diámetro de agujero premecanizado máximo
PL	Longitud de punta
PNA	Ángulo con perfil incluido
PRFRAD	Radio del perfil
PRSPC	Especificación del perfil
PSIR	Ángulo de posición de la herramienta
PSIRL	Ángulo del filo mayor a izquierda
PSIRR	Ángulo del filo mayor a derecha
PSW	Anchura de ranura premecanizada
RADH	Altura radial del cuerpo
RADW	Anchura radial del cuerpo
RAR	Ángulo de relieve a derecha
RE	Radio de punta
REL	Radio de punta izquierdo
RER	Radio de punta derecho
RETOLL	Tolerancia inferior del radio de punta
RETOLU	Tolerancia superior del radio de punta
RGL	Longitud de rectificado
RMPX	Ángulo de mecanizado en rampa máximo
RPMX	Velocidad de rotación máxima
S	Grosor de la plaquita
SDL	Longitud del diámetro del paso
SIG	Ángulo de punta
SPTL	Línea divisoria
SSC	Código del tamaño del alojamiento de la plaquita
SSC_E	Código del tamaño del alojamiento - posición final
SSC_P	Código del tamaño del alojamiento - posición periférica
SSC_S	Código del tamaño del alojamiento - posición lateral
STA	Ángulo con paso incluido
SUBSTRATE	Sustrato
TCDC	Clase de tolerancia del diámetro de corte
TCDCON	Tolerancia de diámetro de conexión
TCDMM	Tolerancia del diámetro del mango
TCHA	Tolerancia de agujero posible
TCHAL	Tolerancia de agujero posible inferior
TCHAU	Tolerancia de agujero posible superior
TCT	Clase de tolerancia de la herramienta
TCTR	Clase de tolerancia de la rosca
TD	Diámetro de la rosca
TDZ	Tamaño del diámetro de la rosca
TFLA	Longitud frontal flotante del macho
TFLB	Longitud trasera flotante del macho
TG	Gradiente de conicidad
THBTP	Propiedad de rosca de cono posterior
THCA	Ángulo de corrección de la hélice de la rosca
THCHT	Tipo de chaflán de rosca
THFT	Tipo de la forma
THFTS	Serie estándar de la forma de la rosca
THL	Longitud de la rosca
THUB	Grosor del cubo
TP	Paso de la rosca
TPI	Roscas por pulgada
TPIN	Roscas por pulgada, mínimo
TPIX	Roscas por pulgada, máximo
TPN	Paso de rosca mínimo
TPT	Tipo de perfil de rosca
TPX	Paso de rosca, máximo
TRMAX	Rango de macho máx.
TQ	Par
TSYC	Código de tipo de herramienta
TTP	Tipo de rosca
ULDR	Proporción del diámetro de longitud útil
VCX	Velocidad de corte máxima
W1	Anchura de la plaquita
WB	Anchura del cuerpo
WF	Anchura funcional
WFCIRP	Anchura hasta el punto de referencia del elemento de corte
WSC	Anchura de sujeción
WT	Peso del artículo
ZEFF	Número de filos efectivos por lado
ZEFP	Recuento de filos de corte periféricos efectivos (ZEFP)
ZWX	Número máximo de plaquitas Wiper

Tabla de conversión

Métrico a imperial

Distancia

1 metro = 39.370 pulgadas
1 metro = 3.281 pies
1 milímetro = 0.039 pulgadas

Peso

1 kilogramo = 2.205 libras
1 kilogramo = 35.274 onzas

Par de apriete

1 newton metro (Nm) = 0.738 libras pie (ft-lbs)

1 newton metro (Nm) = 8.851 libras pulgada (in-lbs)

Imperial a métrico

Distancia

1 pulgada = 25.4 milímetros
1 pie = 0.3 metros
1 pie = 304.8 milímetros

Peso

1 libra= 0.45 kilogramos
1 onza = 28.35 gramos

Par de apriete

1 pie libras-fuerza (p-lbf) = 1,4 Newton metros (Nm)

1 pulgada libras-fuerza (pulg.-lbf) = 0,1 Newton metros (Nm)

Fórmulas y definiciones:

	Métrico	**Imperial**
v_c = Velocidad de corte	m/min (metros/minuto)	p/min (pies/minuto)
n = Velocidad del husillo (rpm)	rpm (revoluciones por minuto)	
v_f = avance de mesa	mm/min	pulgadas/min
z_n = número total de filos		
z_c = número de filos efectivos		
f_z = avance por diente	mm/z	pulgadas/z
f_n = Avance por vuelta	mm/rev	pulgadas/rev
h_{ex} = grosor máximo	mm	pulg.
a_p = Profundidad de corte	mm	pulg.
l_a = anchura de plaquita	mm	pulg.
a_e = anchura de corte	mm	pulg.
a_e/D_c % = inmersión radial	%	%
T = tiempo de mecanizado	mín.	mín.
Q = velocidad de arranque de viruta	cm^3/min	$pulgadas^3$/min
nap = número de pasadas		
HPP = roscas por pulgada		
k_c = fuerza de corte específica	N/mm^2	$lbs/pulg.^2$
R_a = rugosidad de superficie	µm	µin

Tamaño de plaquita

iC = círculo inscrito en pulgadas

△ = longitud del filo de corte en mm

Tailor Made

Opciones de herramienta adicionales diseñadas para requisitos concretos.

Además de un amplio programa estándar, podemos ofrecerle herramientas para otras medidas en términos de herramientas estándar. Con nuestro servicio Tailor Made puede indicar sus propias dimensiones sin pagar el precio de una herramienta especial.

...y soluciones especiales (proyectos de ingeniería)

Cuando ni las soluciones estándar ni las Tailor Made se adaptan a sus necesidades, aún puede contar con la gran experiencia de Sandvik Coromant en soluciones de herramientas especiales fabricadas para hacer frente a criterios particularmente exigentes.

Descargue la guía de Selección de Herramientas Tailor Made en formato PDF en nuestra página www.coromant.sandvik.com

Si necesita detalles concretos, contacte con su representante local de Sandvik Coromant.

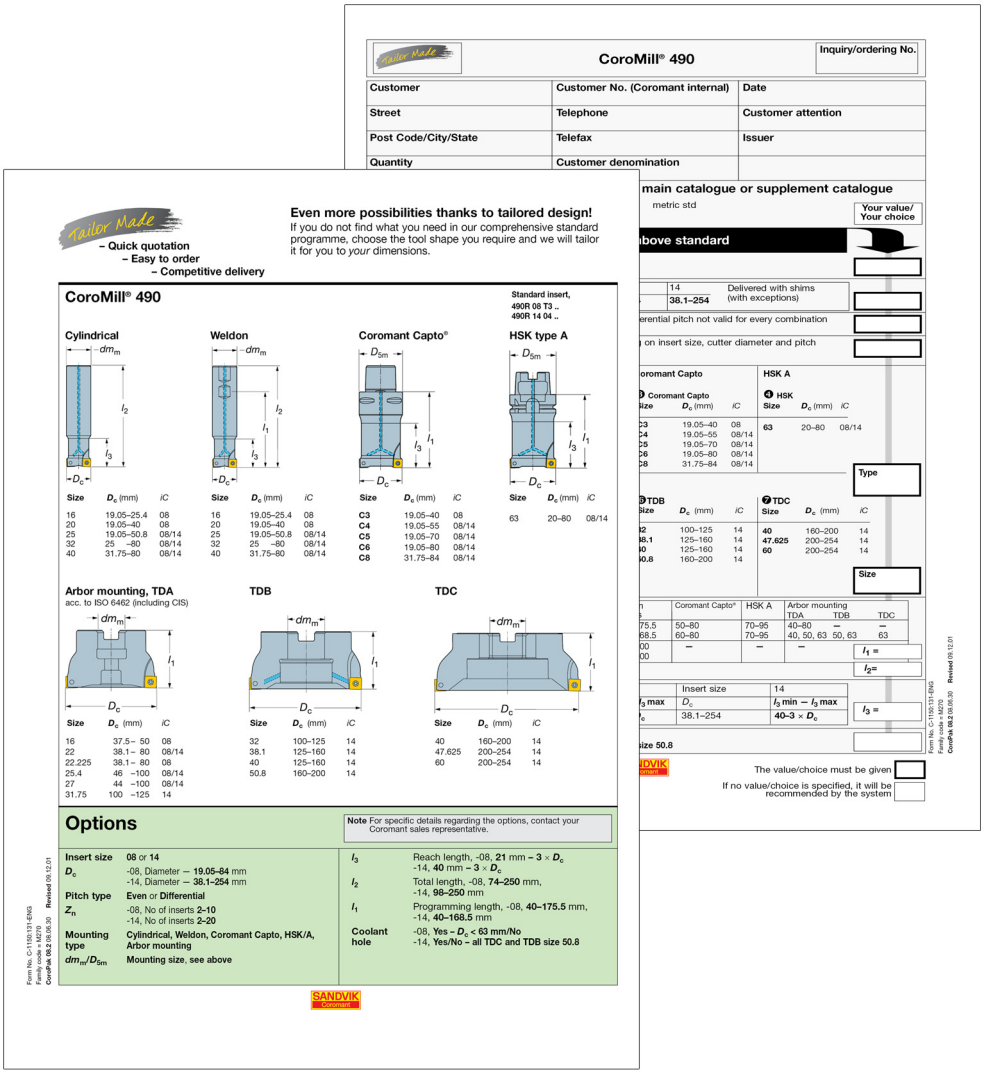

Fresado	Otras herramientas opcionales
Fresa CoroMill 200 para planeado y perfilado	- Tamaño de plaquita - Nº de plaquitas - Diámetro - Placa de apoyo - Tipo de paso - Tipo y tamaño de montaje - Longitud de la herramienta
CoroMill 210 para planeado y ranurado	- Tamaño de plaquita - Nº de plaquitas - Diámetro - Tipo y tamaño de montaje - Longitud de la herramienta - Refrigerante
Fresa CoroMill 245 para planeado	- Nº de plaquitas - R/L, diámetro - Tipo de paso - Tipo y tamaño de montaje - Longitud de la herramienta
Fresa CoroMill 300 para planeado y perfilado	- Tamaño de plaquita - Nº de plaquitas - Diámetro - Tipo de paso - Tipo y tamaño de montaje - Longitud de la herramienta - Refrigerante
Fresa para escuadrar CoroMill 390	- Tamaño de plaquita - Diámetro - Tipo de paso - Tipo y tamaño de montaje - Longitud de la herramienta - Refrigerante
Fresas para ranurar CoroMill 390	- Tamaño de plaquita - Nº de plaquitas - Diámetro - Tipo de paso - Tipo y tamaño de montaje - Longitud de la herramienta - Refrigerante
Fresas CoroMill 390 de filo largo	- Tamaño de plaquita - Nº de plaquitas - Diámetro - Tipo de paso - Tipo y tamaño de montaje - Longitud de la herramienta - Refrigerante

Fresado	Otras herramientas opcionales
CoroMill® 419	- Número de plaquitas - Tipo de paso - Acoplamiento, Capto, Eje, Cilíndrico - Longitud funcional - Diámetro de corte máximo - Opción de refrigerante: Sí o No
Fresa de planeado y fresado en escuadra CoroMill® 490	- Nº de plaquitas - Diámetro - Tipo de paso - Tipo y tamaño de montaje - Longitud de la herramienta - Refrigerante (D_c<63)
Plaquitas CoroMill Century para planeado	- Calidad de plaquita - A derecha e izquierda - Profundidad de corte - Forma del ángulo - Diseño Wiper
Fresa para escuadrar CoroMill 790	- Tamaño de plaquita - Nº de plaquitas - Diámetro - Tipo de paso - Tipo y tamaño de montaje - Longitud de la herramienta - Refrigerante
Fresa CoroMill 331 para fresado lateral y frontal	- Tipo de fresa - A derecha e izquierda - Tamaño de plaquita - Diámetro - Tipo de paso - Tipo y tamaño de montaje
Plaquitas CoroMill 331	- Tamaño de plaquita - Geometría de plaquita - Forma/radio de la plaquita - Radio de punta - Calidad de plaquita

Taladrado

	Otras herramientas opcionales
Coromant Delta	- Diámetro de taladrado - Calidad de metal duro - Profundidad de taladrado - Radio de chaflanes/de punta - Tolerancia - Tipo y tamaño de montaje - Suministro de refrigerante
CoroDrill® 860	- Diámetro de taladrado - Profundidad de taladrado - Tolerancia - Tipo y tamaño de montaje - Suministro de refrigerante - Tipo de broca - Recubrimiento (válido para la geometría -NM)
CoroDrill® Delta-C	- Diámetro/paso de broca - Calidad de metal duro - Profundidad de taladrado - Radio de chaflanes/de punta - Tolerancia - Tipo y tamaño de montaje - Suministro de refrigerante
CoroDrill® 460	- Diámetro de taladrado - Profundidad de taladrado - Tolerancia - Tipo y tamaño de montaje - Suministro de refrigerante - Tipo de broca - Recubrimiento
CoroDrill® 870	**Punta de broca** - Diámetro de punta de broca - Ángulo de punta - Chaflán del vértice - Radio de punta - Calidad **Cuerpo de broca** - Profundidad de taladrado - Tipo y tamaño de montaje - Broca con chaflán y diametral - Diámetro mejorado del cuerpo de broca
CoroDrill® 880	- Diámetro de taladrado - Longitud de broca - Profundidad de taladrado - Tipo y tamaño de montaje - Longitud de ranura
CoroDrill® 880 bidiametral y con chaflán	- Diámetro de taladrado - Profundidad de taladrado - Radio de chaflanes/de punta - Tipo y tamaño de montaje - Suministro de refrigerante - Placa de apoyo
CoroDrill® 881	- Diámetro de taladrado - Longitud de broca - Profundidad de taladrado - Tipo y tamaño de montaje
Broca de plaquita intercambiable Coromant U	- Diámetro/paso de broca - N° de plaquitas extra - Plaquitas para achaflanar - Longitud de broca - Profundidad de taladrado - Tipo y tamaño de montaje - Longitud de ranura

Roscado

	Otras herramientas opcionales
CoroTap™ 100/200/300	- Forma de rosca - Paso - Estándar - Número de ranuras - Tolerancia - Sobredimensionado/subdimensionado - Recubrimiento - Suministro de refrigerante - Dirección del corte - Chaflanes - Roscas interrumpidas

Escariado

	Otras herramientas opcionales
CoroReamer™ 835 y 435	- Diámetro - Tolerancia

Sistema de herramientas

	Otras herramientas opcionales
Mangos para el sistema de cabeza intercambiable (EH)	- EH, tamaño de acoplamiento - Diámetro - Cilíndrico o Weldon - Longitud del mango - Diseño, cónico o recto
CoroChuck™ 930	- Tipo de acoplamiento - Tamaño de acoplamiento - Diseño - Longitud de programación
Coromant Capto® **Adaptadores de extensión/ reducción**	- Longitud - Diámetro - Polígono rotado 90°/180°/270°

En beneficio del medio ambiente

Haga suyo el concepto de Coromant Para Reciclado (CRC).

El concepto Coromant para Reciclado (CRC) es un servicio completo ofrecido por Sandvik Coromant a todos sus clientes para las plaquitas de metal duro usadas. A la vista de la creciente tendencia de utilizar materias primas no renovables, es una obligación para todos los fabricantes el utilizar económicamente los recursos cada vez más escasos.
Sandvik Coromant pone su grano de arena con su oferta de recogida de plaquitas de metal duro usadas y reciclado de las mismas de la manera más respetuosa con el medio ambiente.
Todas las plaquitas de metal duro usadas se recogen en la caja de acopio del taller.Cuando se llena dicha caja, se transfiere su contenido a otra para el transporte, que una vez llena se envía a la oficina de Sandvik Coromant más cerca de usted o se entrega a su contacto Coromant habitual, quien también puede facilitarle más información.

Las ventajas del CRC son evidentes

- Un sistema de reciclado internacional unificado.
- Para clientes directos y comerciales.
- Un procedimiento sencillo con cajas de acopio y transporte.
- Menos residuos, más respetuoso con el medio ambiente.
- Un mejor uso de los recursos.
- Se aceptan también plaquitas de metal duro de otros fabricantes.

Solicite cajas de acopio para cada torno, máquina fresadora, taladradora o centro de mecanizado. Se recomienda que coloque una caja de acopio para plaquitas y otra para las herramientas de metal duro en cada puesto de trabajo.

	Números de pedido
Caja de acopio (amarilla):	91617
Caja de transporte para herramientas de metal duro (madera):	92994
Caja de transporte para plaquitas (madera):	92995

Información de seguridad respecto a rectificado de metal duro

Composición de materiales

Productos de metal duro que contienen carburo de tungsteno y cobalto. Otras sustancias pueden contener carburo de titanio, carburo de tantalio, carburo de niobio, carburo de cromo, carburo de molibdeno o carburo de vanadio. Algunas calidades contienen carbonitruro de titanio y/o de níquel.

Vías de exposición

Al rectificar o calentar una proforma de metal duro o un producto de metal duro, se producirá polvo o humo con ingredientes peligrosos que pueden resultar inhalados o tragados, o que pueden entrar en contacto con la piel o los ojos.

Toxicidad aguda

El polvo resulta tóxico por inhalación. La inhalación puede ocasionar irritación e inflamación de las vías respiratorias. La inhalación simultánea de carburos de cobalto y tungsteno ha dado lugar a una toxicidad por inhalación mucho más elevada que la inhalación sólo de cobalto.
El contacto con la piel puede producir irritación y prurito. Las personas sensibilizadas pueden sufrir una reacción alérgica.

Toxicidad crónica

La inhalación repetida de aerosoles con contenido en cobalto puede ocasionar obstrucción de las vías respiratorias. La inhalación prolongada de concentraciones crecientes puede producir fibrosis o cáncer de pulmón. Los estudios epidemiológicos indican que los trabajadores expuestos anteriormente a concentraciones elevadas de carburo de tungsteno/cobalto tienen mayor riesgo de desarrollar cáncer de pulmón.
El cobalto y el níquel son sensibilizadores potenciales. Un contacto prolongado o repetido puede provocar irritación.

Riesgos

Tóxico: riesgo de daños graves para la salud por exposición prolongada a su inhalación
Tóxico por inhalación
Evidencia limitada de efecto carcinógeno.
Puede producir sensibilización por inhalación y contacto con la piel

Medidas preventivas

Evite la formación e inhalación de polvo. Utilice un sistema local de ventilación adecuado para mantener la exposición del personal por debajo de los límites nacionales autorizados.
- Si no se puede proveer de una buena ventilación, o ésta no es adecuada, utilice respiradores aprobados para este fin.
- Utilice gafas de seguridad con protectores laterales cuando sea necesario.
- Evite un contacto repetido con la piel. Utilice guantes de protección adecuados. Lávese a fondo la parte en contacto con el material después de su manipulación.
- Utilice equipo de protección adecuado. Lave la ropa siempre que sea necesario.
- No consuma alimentos ni bebidas ni fume en el área de trabajo. Lávese a fondo antes de comer, beber o fumar.

Lista de referencia cruzada de materiales

ISO	MC	CMC	País									
			Europa	Alemania	Gran Bretaña		Suecia	EE. UU.	Francia	Italia	España	Japón
			Estándar									
			DIN EN	W.-nr.	BS	EN	SS	AISI/SAE/ASTM	AFNOR	UNI	UNE	JIS
P	**Acero no aleado**											
Acero	P1.1.Z.AN	01.1	S235JR G2	1.0038	4360 40 C	-	1311	A570.36	E 24-2 Ne	-	-	STKM 12A;C
	P1.1.Z.AN	01.1	S235J2 G3	1.0116	4360 40 B	-	1312	A573-81 65	E 24-U	Fe37-3	-	-
	P1.1.Z.AN	01.1	C15	1.0401	080M15	-	1350	1015	CC12	C15C16	F.111	-
	P1.1.Z.AN	01.1	C22	1.0402	050A20	2C/2D	1450	1020	CC20	C20C21	F.112	-
	P1.1.Z.AN	01.1	C15E	1.1141	080M15	32C	1370	1015	XC12	C16	C15K	S15C
	P1.1.Z.AN	01.1	C25E	1.1158	-	-	-	1025	-	-	-	S25C
	P1.1.Z.AN	01.1	S380N	1.8900	4360 55 E	-	2145	A572-60	-	FeE390KG	-	-
	P1.1.Z.AN	01.1	17MnV7	1.0870	4360 55 E	-	2142	A572-60	NFA 35-501 E 36	-	-	-
	P1.1.Z.AN	02.1	55Si7	1.0904	250A53	45	2085	9255	55S7	55Si8	56Si7	-
	P1.1.Z.AN	02.2	-	-	-	-	2090	9255	55S7	-	-	-
	P1.2.Z.AN	01.2	C35	1.0501	060A35	-	1550	1035	CC35	C35	F.113	-
	P1.2.Z.AN	01.2	C45	1.0503	080M46	-	1650	1045	CC45	C45	F.114	-
	P1.2.Z.AN	01.2	40Mn4	1.1157	150M36	15	-	1039	35M5	-	-	-
	P1.2.Z.AN	01.2	36MN5	1.1167	-	-	2120	1335	40M5	-	36Mn5	SMn438(H)
	P1.2.Z.AN	01.2	28Mn6	1.1170	150M28	14A	-	1330	20M5	C28Mn	-	SCMn1
	P1.2.Z.AN	01.2	C35G	1.1183	060A35	-	1572	1035	XC38TS	C36	-	S35C
	P1.2.Z.AN	01.2	C45E	1.1191	080M46	-	1672	1045	XC42	C45	C45K	S45C
	P1.2.Z.AN	01.2	C53G	1.1213	060A52	-	1674	1050	XC48TS	C53	-	S50C
	P1.2.Z.AN	01.3	C55	1.0535	070M55	-	1655	1055	-	C55	-	-
	P1.2.Z.AN	01.3	C55E	1.1203	070M55	-	-	1055	XC55	C50	C55K	S55C
	P1.2.Z.AN	02.1	S275J2G3	1.0144	4360 43C	-	1412	A573-81	E 28-3	-	-	SM 400A;B;C
	P1.2.Z.AN	02.1	S355J2G3+C2	1.0570	4360 50B	-	2132	-	E36-3	Fe52BFN/Fe52CFN	-	SM490A;B;C;YA;YB
	P1.2.Z.AN	02.1	S355J2G3	1.0841	150 M 19	-	2172	5120	20 MC 5	Fe52	F-431	-
	P1.3.Z.AN	01.3	C60E	1.0601	080A62	43D	-	1060	CC55	C60	-	-
	P1.3.Z.AN	01.3	C60E	1.1221	080A62	43D	1678	1060	XC60	C60	-	S58C
	P1.3.Z.AN	01.4	C101E	1.1274	060 A 96	-	1870	1095	XC 100	-	F-5117	-
	P1.3.Z.AN	01.4	C101u	1.1545	BW 1A	-	1880	W 1	Y105	C36KU	F-5118	SK 3
	P1.3.Z.AN	01.4	C105W1	-	BW2	-	2900	W210	Y120	C120KU	F.515	SUP4
	P1.3.Z.AN	02.1	S340 MGC	1.0961	-	-	-	9262	60SC7	60SiCr8	60SiCr8	-
	P1.4.Z.AN	01.1	11SMn30	1.0715	230M07	-	1912	1213	S250	CF9SMn28	11SMn28	SUM22
	P1.4.Z.AN	01.1	11SMnPb30	1.0718	-	-	1914	12L13	S250Pb	CF9SMnPb28	11SMnPb28	SUM22L
	P1.4.Z.AN	01.1	10SPb20	1.0722	-	-	-	-	10PbF2	CF10SPb20	10SPb20	-
	P1.4.Z.AN	01.1	11SMn37	1.0736	240M07	1B	-	1215	S 300	CF9SMn36	12SMn35	-
	P1.4.Z.AN	01.1	11SMnPb37	1.0737	-	-	1926	12L14	S300Pb	CF9SMnPb36	12SMnP35	-
	P1.4.Z.AN	01.2	35S20	1.0726	212M36	8M	1957	1140	35MF4	-	F210G	-
	P1.5.C.UT	01.1	GC16E	1.1142	030A04	1A	1325	1115	-	-	-	-
	Acero de baja aleación											
	P2.1.Z.AN	02.1	16Mo3	1.5415	1501-240	-	2912	A204Gr.A	15D3	16Mo3KW	16Mo3	-
	P2.1.Z.AN	02.1	14Ni6	1.5622	-	-	-	A350LF5	16N6	14Ni6	15Ni6	-
	P2.1.Z.AN	02.1	21NiCrMo2	1.6523	805M20	362	2506	8620	20NCD2	20NiCrMo2	20NiCrMo2	SNCM220(H)
	P2.1.Z.AN	02.1	17CrNiMo6	1.6587	820A16	-	-	-	18NCD6	-	14NiCrMo13	-
	P2.1.Z.AN	02.1	15Cr3	1.7015	523M15	-	-	5015	12C3	-	-	SCr415(H)
	P2.1.Z.AN	02.1	55Cr3	1.7176	527A60	48	-	5155	55C3	-	-	SUP9(A)
	P2.1.Z.AN	02.1	15CrMo5	1.7262	-	-	2216	-	12CD4	-	12CrMo4	SCM415(H)
	P2.1.Z.AN	02.1	13CrMo4-5	1.7335	1501-620Gr27	-	-	A182 F11;F12	15CD3.5 15CD4.5	14CrMo4 5	14CrMo45	-
	P2.1.Z.AN	02.1	10CrMo9 10	1.7380	1501-622 Gr.31;45	-	2218	A182 F.22	12CD9, 10	12CrMo9, 10	TU.H	-
	P2.1.Z.AN	02.1	14MoV6 3	1.7715	1503-660-440	-	-	-	-	-	13MoCrV6	-
	P2.1.Z.AN	02.1	50CoMo4	1.7228	823M30	33	2512	-	-	653M31	-	-
	P2.1.Z.AN	02.2	14NiCr10	1.5732	-	-	-	3415	14NC11	16NiCr11	15NiCr11	SNC415(H)
	P2.1.Z.AN	02.2	14NiCr14	1.5752	655M13; A12	36A	-	3415;3310	12NC15	-	-	SNC815(H)
	P2.1.Z.AN	02.1/02.2	16MnCr5	1.7131	(527M20)	-	2511	5115	16MC5	16MnCr5	16MnCr5	-
	P2.1.Z.AN	02.1/02.2	34CrMo4	1.7220	708A37	19B	2234	4137;4135	35CD4	35CrMo4	34CrMo4	SCM432;SCCRM3
	P2.1.Z.AN	02.1/02.2	41CrMo4	1.7223	708M40	19A	2244	4140;4142	42CD4TS	41CrMo4	42CrMo4	SCM 440
	P2.1.Z.AN	02.1/02.2	42CrMo4	1.7225	708M40	19A	2244	4140	42CD4	42CrMo4	42CrMo4	SCM440(H)
	P2.1.Z.AN	03.11	14NiCrMo134	1.6657	832M13	36C	-	-	-	15NiCrMo13	14NiCrMo131	-
	P2.2.Z.AN	02.1	31CrMo12	1.8515	722 M 24	-	2240	-	30 CD 12	30CrMo12	F-1712	-
	P2.2.Z.AN	02.1	39CrMoV13 9	1.8523	897M39	40C	-	-	-	36CrMoV12	-	-
	P2.2.Z.AN	02.1	41CrS4	1.7039	524A14	-	2092	L1	-	105WCR 5	-	-
	P2.2.Z.AN	02.1	50NiCr13	1.2721	-	-	2550	L6	55NCV6	-	F-528	-
	P2.2.Z.AN	03.11	45WCrV7	1.2542	BS1	-	2710	S1	-	45WCrV8KU	45WCrSi8	-
	P2.2.Z.AN/P2.5.Z.HT	02.1/02.2	36CrNiMo4	1.6511	816M40	110	-	9840	40NCD3	38NiCrMo4(KB)	35NiCrMo4	-
	P2.2.Z.AN/P2.5.Z.HT	02.1/02.2	34CrNiMo6	1.6582	817M40	24	2541	4340	35NCD6	35NiCrMo6(KB)	-	-
	P2.2.Z.AN/P2.5.Z.HT	02.1/02.2	34Cr4	1.7033	530A32	18B	-	5132	32C4	34Cr4(KB)	35Cr4	SCr430(H)
	P2.2.Z.AN/P2.5.Z.HT	02.1/02.2	41Cr4	1.7035	530A40	18	-	5140	42C4	41Cr4	42Cr4	SCr440(H)
	P2.2.Z.AN/P2.5.Z.HT	02.1/02.2	32CrMo12	1.7361	722M24	40B	2240	-	30CD12	32CrMo12	F.124.A	-
	P2.2.Z.AN/P2.5.Z.HT	02.1/02.2	51CrV4	1.8159	735A50	47	2230	6150	50CV4	50CrV4	51CrV4	SUP10
	P2.2.Z.AN/P2.5.Z.HT	02.1/02.2	41CrAlMo7	1.8509	905M39	41B	2940	-	40CAD6, 12	41CrAlMo7	41CrAlMo7	-
	P2.3.Z.AN	02.1	100Cr6	1.3505	534A99	31	2258	52100	100C6	100Cr6	F.131	SUJ2

Lista de referencia cruzada de materiales

ISO	MC	CMC	País									
			Europa	Alemania	Gran Bretaña		Suecia	EE. UU.	Francia	Italia	España	Japón
			Estándar									
			DIN EN	W.-nr.	BS	EN	SS	AISI/SAE/ASTM	AFNOR	UNI	UNE	JIS
P	P2.3.Z.AN/H1.2.Z.HA	02.1/02.2	105WCr6	1.2419	-	-	2140	-	105WC13	10WCr6	105WCr5	SKS31
	P2.3.Z.AN/H1.2.Z.HA	-	-	-	-	-	-	-	-	107WCr5KU	-	SKS2, SKS3
	P2.3.Z.AN/H1.2.Z.HA	02.1/02.2	-	1.2714	-	-	-	L6	55NCDV7	-	F.520.S	SKT4
	P2.3.Z.AN/H1.3.Z.HA	02.1/02.2	100Cr6	1.2067	BL3	-	-	L3	Y100C6	-	100Cr6	-
	P2.4.Z.AN	02.1	16MnCr5	1.7139	-	-	2127	-	-	-	-	-
	P2.5.Z.HT	02.1	16Mo5	1.5423	1503-245-420	-	-	4520	-	16Mo5	16Mo5	-
	P2.5.Z.HT	02.1	40NiCrMo8-4	1.6562	311-Type 7	-	-	8740	-	40NiCrMo2(KB)	40NiCrMo2	SNCM240
	P2.5.Z.HT	02.1	42Cr4	1.7045	-	-	2245	5140	-	-	42Cr4	SCr440
	P2.5.Z.HT	02.1	31NiCrMo14	1.5755	830 M 31	-	2534	-	-	-	F-1270	-
	P2.5.Z.HT	02.2	36NiCr6	1.5710	640A35	111A	-	3135	35NC6	-	-	SNC236
	P2.6.C.UT	02.1	22Mo4	1.5419	605A32	-	2108	8620	-	-	F520.S	-
	P2.6.C.UT	02.1/02.2	25CrMo4	1.7218	1717CDS110	-	2225	4130	25CD4	25CrMo4(KB)	AM26CrMo4	SCM420;SCM430
	P2.6.C.UT	06.2	-	-	-	-	2223	-	-	-	-	-
	Acero de alta aleación											
	P3.0.Z.AN	03.11	X210Cr12	1.2080	BD3	-	-	D3	Z200C12	X210Cr13KU X250Cr12KU	X210Cr12	SKD1
	P3.0.Z.AN	03.11	X43Cr13	1.2083	-	-	2314	-	-	-	-	-
	P3.0.Z.AN	03.11	X40CrMoV5 1	1.2344	BH13	-	2242	H13	Z40CDV5	X35CrMoV05KU X40CrMoV511KU	X40CrMoV5	SKD61
	P3.0.Z.AN	03.11	X100CrMoV5 1	1.2363	BA2	-	2260	A2	Z100CDV5	X100CrMoV51KU	X100CrMoV5	SKD12
	P3.0.Z.AN	03.11	X210CrW12	1.2436	-	-	2312	-	-	X215CrW12 1KU	X210CrW12	SKD2
	P3.0.Z.AN	03.11	X30WCrV9 3	1.2581	BH21	-	-	H21	Z30WCV9	X28W09KU X30WCrV9 3KU	X30WCrV9	SKD5
	P3.0.Z.AN	03.11	X165CrMoV 12	1.2601	-	-	2310	-	-	X165CrMoW12KU	X160CrMoV12	-
	P3.0.Z.AN	03.21	X155CrMoV12-1	1.2379	-	-	2736	HNV3	-	-	-	-
	P3.0.Z.HT	03.11	X8Ni9	1.5662	1501-509;510	-	-	ASTM A353	-	X10Ni9	XBNi09	-
	P3.0.Z.HT	03.11	12Ni19	1.5680	-	-	-	2515	Z18N5	-	-	-
	P3.1.Z.AN	03.11	S6-5-2	1.3343	4959BA2	-	2715	D3	Z40CSD10	15NiCrMo13	-	SUH3
	P3.1.Z.AN	03.13	-	-	BM 2	-	2722	M 2	Z85WDCV	HS 6-5-2-2	F-5603.	SKH 51
	P3.1.Z.AN	03.13	HS 6-5-2-5	1.3243	BM 35	-	2723	M 35	6-5-2-5	HS 6-5-2-5	F-5613	SKH 55
	P3.1.Z.AN	03.13	HS 2-9-2	1.3348	-	-	2782	M 7	-	HS 2-9-2	F-5607	-
	P3.2.C.AQ	06.33	G-X120Mn12	1.3401	Z120M12	-	2183	L3	Z120M12	XG120Mn12	X120Mn12	SCMnH/1
	Acero inoxidable ferrítico/martensítico											
Acero	P5.0.Z.AN	05.11/15.11	X10CrAL13	1.4724	403S17	-	-	405	Z10C13	X10CrAl12	F.311	SUS405
	P5.0.Z.AN	05.11/15.11	X10CrAL18	1.4742	430S15	60	-	430	Z10CAS18	X8Cr17	F.3113	SUS430
	P5.0.Z.AN	05.11/15.11	X10CrAL2-4	1.4762	-	-	2322	446	Z10CAS24	X16Cr26	-	SUH446
	P5.0.Z.AN	05.11/15.11	X1CrMoTi18-2	1.4521	-	-	2326	S44400	-	-	-	-
	P5.0.Z.AN/P5.0.Z.HT	05.11/15.11	X6Cr13	1.4000	403S17	-	2301	403	Z6C13	X6Cr13	F.3110	SUS403
	P5.0.Z.AN/P5.0.Z.HT	-	X7Cr14	1.4001	-	-	-	-	-	-	F.8401	-
	P5.0.Z.AN/P5.0.Z.HT	05.11/15.11	X10Cr13	1.4006	410S21	56A	2302	410	Z10C14	X12Cr13	F.3401	SUS410
	P5.0.Z.AN/P5.0.Z.HT	05.11/15.11	X6Cr17	1.4016	430S15	960	2320	430	Z8C17	X8Cr17	F3113	SUS430
	P5.0.Z.AN/P5.0.Z.HT	05.11/15.11	X6CrAL13	1.4002	405S17	-	-	405	Z8CA12	X6CrAl13	-	-
	P5.0.Z.AN/P5.0.Z.HT	05.11/15.11	X20Cr13	1.4021	420S37	-	2303	420	Z20C13	X20Cr13	-	-
	P5.0.Z.AN/P5.0.Z.HT	05.11/15.11	X6CrMo17-1	1.4113	434S17	-	2325	434	Z8CD17.01	X8CrMo17	-	SUS434
	P5.0.Z.HT	03.11	X45CrS9-3-1	1.4718	401S45	52	-	HW3	Z45CS9	X45GrSi8	F322	SUH1
	P5.0.Z.HT	05.11/15.11	X85CrMoV18-2	1.4748	443S65	59	-	HNV6	Z80CSN20.02	X80CrSiNi20	F.320B	SUH4
	P5.0.Z.HT	05.11/15.11	X20CrMoV12-1	1.4922	-	-	2317	-	-	X20CrMoNi 12 01	-	-
	P5.0.Z.PH	05.11/15.11	X12CrS13	1.4005	416 S 21	-	2380	416	Z11CF13	X12 CrS 13	F-3411	SUS 416
	P5.0.Z.PH	05.11/15.11	X46Cr13	1.4034	420S45	56D	2304	-	Z40CM	X40Cr14	F.3405	SUS420J2
	P5.0.Z.PH	05.11/15.11	X19CrNi17-2	1.4057	431S29	57	2321	431	Z15CNi6.02	X16CrNi16	F.3427	SUS431
	P5.0.Z.PH	05.12/15.12	X5CrNiCuNb16-4	1.4542 1.4548	-	-	-	630	Z7CNU17-04	-	-	-
	P5.0.Z.PH	15.21	X4 CrNiMo16-5	1.4418	-	-	2387	-	Z6CND16-04-01	-	-	-
	P5.1.Z.AN/P5.0.Z.HT	05.11/15.11	X14CrMoS17	1.4104	-	-	2383	430F	Z10CF17	X10CrS17	F.3117	SUS430F

			Nombres comerciales
	P2.1.Z.AN	02.1	OVAKO 520M (Ovako Steel)
	P2.2.Z.AN	02.1	1.0045 FORMAX (Uddeholm Tooling)
	P2.2.Z.AN	02.1	IMACRO NIT (Imatra Steel)
	P2.5.Z.HT	02.2	INEXA 482 (XM) (Inexa Profil)
	P1.2.Z.AN		S355J2G3(XM)
	P1.2.Z.AN		C45(XM)
	P1.2.Z.AN		16MnCrS5(XM)
	P2.5.Z.HT		INEXA280(XM)
	P2.5.Z.HT	02.2	070M20(XM)
	P2.5.Z.HT	02.2	HARDOX 500 (SSAB – Swedish Steel Corp.)
	P2.5.Z.HT		WELDOX 700 (SSAB – Swedish Steel Corp.)

Lista de referencia cruzada de materiales

ISO	MC	CMC	País Europa	Alemania	Gran Bretaña		Suecia	EE. UU.	Francia	Italia	España	Japón
			Estándar									
			DIN EN	W.-nr.	BS	EN	SS	AISI/SAE/ASTM	AFNOR	UNI	UNE	JIS
M	**Acero inoxidable austenítico**											
Acero inoxidable	M1.0.Z.AQ	05.11/15.11	X3CrNiMo13-4	1.4313	425C11	-	2385	CA6-NM	Z4CND13.4M Z38C13M	(G)X6CrNi304	-	SCS5
	M1.0.Z.AQ/M1.0.C.UT	05.11/15.11	X53CrMnNiN21-9	1.4871	349S54	-	-	EV8	Z52CMN21.09	X53CrMnNiN21 9	-	SUH35, SUH36
	M1.0.Z.AQ/M1.0.C.UT	05.21/15.21	X2CrNiN18-10	1.4311	304S62	-	2371	304LN	Z2CN18.10	-	-	SUS304LN
	M1.0.Z.AQ/M1.0.C.UT	05.21/15.21	X2CrNiMoN17-13-3	1.4429	-	-	2375	316LN	Z2CND17.13	-	-	SUS316LN
	M1.0.Z.AQ/M1.0.C.UT	05.21/15.21	X2CrNiMo17-12-2	1.4404	316S13	-	2348	316L	Z2CND17-12	X2CrNiMo1712	-	-
	M1.0.Z.AQ/M1.0.C.UT	05.21/15.21	X2CrNiMo18-14-3	1.4435	316S13	-	2353	316L	Z2CND17.12	X2CrNiMo17 12	-	SCS16, SUS316L
	M1.0.Z.AQ/M1.0.C.UT	05.21/15.21	X3CrNiMo17-3-3	1.4436	316S33	-	2343, 2347	316	Z6CND18-12-03	X8CrNiMo1713	-	-
	M1.0.Z.AQ/M1.0.C.UT	05.21/15.21	X2CrNiMo18-15-4	1.4438	317S12	-	2367	317L	Z2CND19.15	X2CrNiMo18 16	-	SUS317L
	M1.0.Z.AQ/M1.0.C.UT	05.21/15.21	X6CrNiNb18-10	1.4550	347S17	58F	2338	347	Z6CNNb18.10	X6CrNiNb18 11	F.3552 F.3524	SUS347
	M1.0.Z.AQ/M1.0.C.UT	05.21/15.21	X6CrNiMoTi17-12-2	1.4571	320S17	58J	2350	316Ti	Z6NDT17.12	X6CrNiMoTi17 12	F.3535	-
	M1.0.Z.AQ/M1.0.C.UT	05.21/15.21	X10CrNiMoNb 18-12	1.4583	-	-	-	318	Z6CNDNb17 13B	X6CrNiMoNb17 13	-	-
	M1.0.Z.AQ/M1.0.C.UT	05.21/15.21	X15CrNiSi20-12	1.4828	309S24	-	-	309	Z15CNS20.12	-	-	SUH309
	M1.0.Z.AQ/M1.0.C.UT	05.21/15.21	X2CrNiMoN17-11-2	1.4406	301S21	58C	2370	308	Z1NCDU25.20	-	F.8414	SCS17
	M1.0.Z.AQ	05.21/15.21	X1CrNiMoCuN20-18-7	1.4547	-	-	2378	S31254	Z1CNDU20-18-06AZ	-	-	-
	M1.0.Z.AQ/M1.0.C.UT	05.21/15.21	X9CrNi18-8	1.4310	-	-	2331	301	Z12CN17.07	X12CrNi17 07	F.3517	SUS301
	M1.0.Z.PH	05.22/15.22	X7CrNiAL17-7	1.4568 1.4504	316S111	-	-	17-7PH	Z8CNA17-07	X2CrNiMo1712	-	-
	M1.0.Z.AQ/M1.0.C.UT	05.21/15.21	X2CrNi19-11	1.4306	304S11 304S12	-	2352	304L	Z2CN18-10	X2CrNi18 11	-	-
	M1.1.Z.AQ	05.21/15.21	-	-	304S31	58E	2332, 2333	304	Z6CN18.09	X5CrNi18 10	F.3504 F.3541	SUS304
	M1.1.Z.AQ	05.21/15.21	X5CrNi18-10	1.4301	304S15	58E	2332	304	Z6CN18.09	X5CrNi18 10	F.3551	SUS304
	M1.1.Z.AQ	05.21/15.21	X5CrNiMo17-2-2	1.4401	316S16	58J	2347	316	Z6CND17.11	X5CrNiMo17 12	F.3543	SUS316
	M1.1.Z.AQ	05.21/15.21	X6CrNiTi18-10	1.4541	321S12	58B	2337	321	Z6CNT18.10	X6CrNiTi18 11	F.3553 F.3523	SUS321
	M1.2.Z.AQ	05.21/15.21	X8CrNiS18-9	1.4305	303S21	58M	2346	303	Z10CNF 18.09	X10CrNiS 18.09	F.3508	SUS303
	Super sustenitico (Ni>20%) acero inoxidable											
	M2.0.C.AQ	20.11	G-X40NiCrSi36-18	1.4865	330C11	-	-	-	-	XG50NiCr39 19	-	SCH15
	M2.0.Z.AQ	05.21/15.21	X1NiCrMoCu25-20-5	1.4539	-	-	2562	UNS V 0890A	Z2 NCDU25-20	-	-	-
	M2.0.Z.AQ	05.21/15.21	X8CrNi25-21	1.4845	310S24	-	2361	310S	Z12CN25 20	X6CrNi25 20	F.331	SUH310
	M2.0.Z.AQ	20.11	X12NiCrSi36 16	1.4864	-	-	-	330	Z12NCS35.16	F-3313	-	SUH330
	M2.0.Z.AQ	05.23/15.23	X1NiCrMoCu31-27-4	1.4563	-	-	2584	NO8028	Z1NCDU31-27-03	-	-	-
	Acero inoxidable dúplex (austenítico/ferrítico)											
	M3.1.Z.AQ/M3.1.C.AQ	05.51/15.51	X2CrNiN23-4	1.4362	-	-	2376	S31500	-	-	-	-
	M3.1.Z.AQ/M3.1.C.AQ	05.51/15.51	X8CrNiMo27-5	-	-	-	2324	S32900	-	-	-	-
	M3.2.Z.AQ/M3.2.C.AQ	05.52/15.52	X2CrNiN23-4	-	-	-	2327	S32304	Z2CN23-04AZ	-	-	-
	M3.2.Z.AQ/M3.2.C.AQ	05.52/15.52	-	-	-	-	2328	-	-	-	-	-
	M3.2.Z.AQ/M3.2.C.AQ	05.52/15.52	X2CrNiMoN22-53	-	-	-	2377	S31803	Z2CND22-05-03	-	-	-

			Nombres comerciales	
M1.1.Z.AQ	05.21/15.21		SANMAC 304 (Sandvik Steel)	
M1.1.Z.AQ	05.21/15.21	1.0045	SANMAC 304L (Sandvik Steel)	
M1.1.Z.AQ	05.21/15.21		SANMAC 316 (Sandvik Steel)	
M1.1.Z.AQ	05.21/15.21		SANMAC 316L (Sandvik Steel)	
M1.0.Z.AQ	05.23/15.23		254 SMO	
M2.0.Z.AQ	05.23/15.23		654 SMO	
M3.2.Z.AQ	05.52/15.52		SANMAC SAF 2205 (Sandvik Steel)	
M3.2.Z.AQ	05.52/15.52		SANMAC SAF 2507 (Sandvik Steel)	

Lista de referencia cruzada de materiales

ISO	MC	CMC	País									
			Europa	Alemania	Gran Bretaña		Suecia	EE. UU.	Francia	Italia	España	Japón
			Estándar									
			DIN EN	W.-nr.	BS	EN	SS	AISI/SAE/ASTM	AFNOR	UNI	UNE	JIS
K	**Fundición maleable**											
	K1.1.C.NS	07.1	-	-	8 290/6	-	0814	-	MN 32-8	-	-	FCMB310
	K1.1.C.NS	07.1	EN-GJMB350-10	0.8135	B 340/12	-	0815	32510	MN 35-10	-	-	FCMW330
	K1.1.C.NS	07.2	EN-GJMB450-6	0.8145	P 440/7	-	0852	40010	Mn 450	GMN 45	-	FCMW370
	K1.1.C.NS	07.2	EN-GJMB550-4	0.8155	P 510/4	-	0854	50005	MP 50-5	GMN 55	-	FCMP490
					P 570/3		0858	70003	MP 60-3			FCMP540
	K1.1.C.NS	07.2	EN-GJMB650-2	0.8165	P570/3	-	0856	A220-70003	Mn 650-3	GMN 65	-	FCMP590
	K1.1.C.NS	07.3	EN-GJMB700-2	0.8170	P690/2	-	0862	A220-80002	Mn700-2	GMN 70	-	FCMP690
	Fundición gris											
	K2.1.C.UT	08.1	-	-	-	-	0100	-	-	-	-	-
	K2.1.C.UT	08.1	EN-GJL-100	0.6010	-	-	0110	No 20 B	Ft 10 D	-	-	FC100
	K2.1.C.UT	08.1	EN-GJL-150	0.6015	Grade 150	-	0115	No 25 B	Ft 15 D	G 15	FG 15	FC150
	K2.1.C.UT	08.1	EN-GJL-200	0.6020	Grade 220	-	0120	No 30 B	Ft 20 D	G 20	-	FC200
	K2.1.C.UT	08.2	EN-GJL-250	0.6025	Grade 260	-	0125	No 35 B	Ft 25 D	G 25	FG 25	FC250
	K2.1.C.UT	08.2	EN-JLZ	0.6040	Grade 400	-	0140	No 55 B	Ft 40 D	-	-	-
	K2.2.C.UT	08.2	EN-GJL-300	0.6030	Grade 300	-	0130	No 45 B	Ft 30 D	G 30	FG 30	FC300
	K2.2.C.UT	08.2	EN-GJL-350	0.6035	Grade 350	-	0135	No 50 B	Ft 35 D	G 35	FG 35	FC350
	K2.3.C.UT	08.3	GGL-NiCr20-2	0.6660	L-NiCuCr202	-	0523	A436 Type 2	L-NC 202	-	-	-
	Fundición nodular											
	K3.1.C.UT	09.1	EN-GJS-400-15	0.7040	SNG 420/12	-	0717-02	60-40-18	FCS 400-12	GS 370-17	FGE 38-17	FCD400
	K3.1.C.UT	09.1	EN-GJS-400-18-LT	0.7043	SNG 370/17	-	0717-12	-	FGS 370-17	-	-	-
	K3.1.C.UT	09.1	EN-GJS-350-22-LT	0.7033	-	-	0717-15	-	-	-	-	-
	K3.1.C.UT	09.1	EN-GJS-800-7	0.7050	SNG 500/7	-	0727	80-55-06	FGS 500-7	GS 500	FGE 50-7	FCD500
	K3.2.C.UT	09.2	EN-GJS-600-3	0.7060	SNG 600/3	-	0732-03	-	FGS 600-3	-	-	FCD600
	K3.3.C.UT	09.2	EN-GJS-700-2	0.7070	SNG 700/2	-	0737-01	100-70-03	FGS 700-2	GS 700-2	FGS 70-2	FCD700
	K3.5.C.UT	-	EN-GJSA-XNiCr20-2	0.7660	Grade S6	-	0776	A43D2	S-NC 202	-	-	-
	Fundición de grafito compactado											
	K4.1.C.UT	-	EN-GJV-300									
	K4.1.C.UT	-	EN-GJV-350									
	K4.2.C.UT	-	EN-GJV-400									
	K4.2.C.UT	-	EN-GJV-450									
	K4.2.C.UT	-	EN-GJV-500									
	Fundición dúctil austemperizada											
	K5.1.C.NS	-	EN-GJS-800-8	-	-	-	-	ASTM A897 No. 1	-	-	-	-
	K5.1.C.NS	-	EN-GJS-1000-5	-	-	-	-	ASTM A897 No. 2	-	-	-	-
	K5.2.C.NS	-	EN-GJS-1200-2	-	-		-	ASTM A897 No. 3	-	-	-	-
	K5.2.C.NS	-	EN-GJS-1400-1	-	-	-	-	ASTM A897 No. 4	-	-	-	-
	K5.3.C.NS	-	-	-	-	-	-	ASTM A897 No. 5	-	-	-	-

Fundición

Lista de referencia cruzada de materiales

ISO	MC	CMC	País Europa	Alemania	Gran Bretaña		Suecia	EE. UU.	Francia	Italia	España	Japón
			Estándar									
			DIN EN	W.-nr.	BS	EN	SS	AISI/SAE/ASTM	AFNOR	UNI	UNE	JIS
N	**Aleaciones a base de aluminio**											
Metales no-férreos	N1.3.C.AG	30.21	G-AlSi9MGWA	3.2373	-	-	4251	SC64D	A-S7G	-	-	C4BS
	N1.3.C.UT	30.21	G-ALMG5	-	LM5	-	4252	GD-AlSi12	A-SU12	-	-	AC4A
	N1.3.C.UT/N1.3.C.AG	30.21/30.22	-	-	LM25	-	4244	356.1	-	-	-	A5052
	N1.3.C.UT	-	GD-AlSi12	-	-	-	4247	A413.0	-	-	-	A6061
	N1.3.C.AG	-	GD-AlSi8Cu3	-	LM24	-	4250	A380.1	-	-	-	A7075
	N1.3.C.UT	-	G-AlSi12(Cu)	-	LM20	-	4260	A413.1	-	-	-	ADC12
	N1.3.C.UT	-	G-AlSi12	-	LM6	-	4261	A413.2	-	-	-	-
	N1.3.C.AG	-	G-AlSi10Mg(Cu)	-	LM9	-	4253	A360.2	-	-	-	-
S	**Aleaciones con base de níquel**											
Superaleaciones termorresistentes	S2.0.Z.AG	20.22	S-NiCr13A16MoNb	LW2 4670	mar-46	-	-	5391	NC12AD	-	-	-
	S2.0.C.UT	20.24	NiCo15Cr10MoAlTi	LW2 4674	-	-	-	AMS 5397	-	-	-	-
	S2.0.Z.AG	20.22	NiFe35Cr14MoTi	LW2.4662	-	-	-	5660	ZSNCDT42	-	-	-
	S2.0.Z.AG	20.22	NiCr19Fe19NbMo	LW2.4668	HR8	-	-	5383	NC19eNB	-	-	-
	S2.0.Z.AG	20.22	NiCr20TiAk	2.4631	Hr401.601	-	-	-	NC20TA	-	-	-
	S2.0.Z.AG	20.22	NiCr19Co11MoTi	2.4973	-	-	-	AMS 5399	NC19KDT	-	-	-
	S2.0.Z.AG	20.22	NiCr19Fe19NbMo	LW2.4668	-	-	-	AMS 5544	NC20K14	-	-	-
	S2.0.Z.AN	20.21	-	2.4603	-	-	-	5390A	NC22FeD	-	-	-
	S2.0.Z.AN	20.21	NiCr22Mo9Nb	2.4856	-	-	-	5666	NC22FeDNB	-	-	-
	S2.0.Z.AN	20.21	NiCr20Ti	2.4630	HR5.203-4	-	-	-	NC20T	-	-	-
	S2.0.Z.AG	20.22	NiCu30AL3Ti	2.4375	3072-76	-	-	4676	-	-	-	-
	Base de cobalto											
	-	-	CoCr20W15Ni	-	-	-	-	5537C, AMS	KC20WN	-	-	-
	S3.0.Z.AG	20.32	CoCr22W14Ni	LW2.4964	-	-	-	5772	KC22WN	-	-	-
	Aleaciones de titanio											
	S4.2.Z.AN	23.22	TiAl5Sn2.5	3.7115.1	TA14/17	-	-	UNS R54520	T-A5E UNS R56400	-	-	-
	S4.2.Z.AN	23.22	TiAl6V4	3.7165.1	TA10-13/TA28	-	-	UNS R56401	T-A6V	-	-	-
	S4.3.Z.AN	23.22	TiAl5V5Mo5Cr3	-	-	-	-	-	-	-	-	-
	S4.2.Z.AN	23.22	TiAl4Mo4Sn4Si0.5	3.7185	-	-	-	-	-	-	-	-
			Nombres comerciales									
			Aleaciones con base de hierro									
	S2.0.Z.UT/S2.0.Z.AN	20.11	Incoloy 800									
			Aleaciones con base de níquel									
	S2.0.Z.AN	20.2	Haynes 600									
	S2.0.Z.AN	20.2	Nimocast PD16									
	S2.0.Z.AG	20.2	Nimonic PE 13									
	S2.0.Z.AG	20.2	Rene 95									
	S2.0.Z.AN	20.21	Hastelloy C									
	S2.0.Z.AN	20.21	Incoloy 825									
	S2.0.Z.AN	20.21	Inconel 600									
	S2.0.Z.AN	20.21	Monet 400									
	S2.0.Z.AG	20.22	Inconel 700									
	S2.0.Z.AG	S2.0.Z.AG	Inconel 718									
	S2.0.Z.AG	20.22	Mar – M 432									
	S2.0.Z.AG	20.22	Nimonic 901									
	S2.0.Z.AG	20.22	Waspaloy									
	S2.0.C.NS	20.24	Jessop G 64									
			Base de cobalto									
	S3.0.Z.AG	20.3	Air Resist 213									
	S3.0.Z.AG	20.3	Jetalloy 209									
H	**Materiales endurecidos**											
Materiales endurecidos	H1.2.Z.HA	04.1	X100CrMo13	1.4108	-	-	2258 08	440A	-	-	-	C4BS
	H1.3.Z.HA	04.1	X110CrMoV15	1.4111	-	-	2534 05	610	-	-	-	AC4A
	H1.2.Z.HA	04.1	X65CrMo14	-	-	-	2541 06	0-2	-	-	-	AC4A

Clave de códigos general para fresas CoroMill

R	A	390	–	063	Q	22	L	–	11	M	050
1	2	3		4	5	6	7		8	9	10

1 Tipo

R = Fresado a derecha

2 Rendimiento

A = Pulgadas

3 Código principal

Ejemplo: 390 = CoroMill® 390

4 Diámetro de corte

Ejemplo: 063 = 63 mm

5 Tipo de acoplamiento

A = Cilíndrico mm
B = Weldon mm
C = Coromant Capto
D = Cilíndrico pulg.
J = CIS montaje en eje
M = Weldon, pulg.
N = Whistle Notch pulg.
Q = Montaje en eje mm
O = Cilíndrico pulg.
R = Montaje en eje pulg.
T = Acoplamiento roscado
W = Whistle Notch mm
HA= HSK Forma A

6 Tamaño de acoplamiento

22 = 22 mm

7 Extra largo

L = Extra largo

8 Tamaño de plaquita

11 = 11 mm (LE)

9 Paso

L = Paso grande
M = Paso normal
H = Paso reducido

10 Longitud, LF

Ejemplo: 050 = 50 mm

Clave de códigos general para plaquitas CoroMill

R	390	–	11	T3	12	M	–	P	L	W
1	2		3	4	5	6		7	8	9

1 Sentido de la plaquita

R = A derecha
L = A izquierda

2 Código principal

Ejemplo: 390= CoroMill® 390

3 Anchura de la plaquita

Ejemplo: 11=11 mm (.669 inch)

4 Espesor de plaquita, S mm

Ejemplo: T3 S = 3.97

04 S = 4.76

06 S = 6.33

5 Radio de punta

Ejemplo: 12 = 1.2 mm

6 Rendimiento del filo

M = Mayor seguridad de filo.

E = Máxima agudeza y precisión

H = Elevada agudeza del filo y alta precisión

K = Agudeza de corte elevada

7 Principal área de aplicación ISO

P M K N S H

8 Operación

L = Corte ligero
M = Medio
H = Pesado
T = Tornofresado

9 Wiper

W = Wiper

Clave de códigos para CoroMill® 327

Plaquita CoroMill 327

Ranurado y achaflanado

327	R	12	–	22	130	45	08	–	GC
1	2	3		4	5	9	12		7

Roscado

327	R	06	–	12	100	VM	–	TH
1	2	3		4	10	11		7

Perfilado

327	R	06	–	12	220	11	–	RM
1	2	3		4	5	6		7

Ranurado

327	R	12	–	28	150	01	–	GM	M
1	2	3		4	5	6		7	8

1 Nombre del producto
2 Plaquita a derecha
3 Tamaño de acoplamiento
4 D_{min} (mm)
5 Anchura de la plaquita
6 Radio ex. 02 = radio 0,2 mm (0,008 pulg.)
7 Tipo de plaquita
GM = Ranurado
RM = Radio de punta completa
CH = Achaflanado
GC = Ranurado y achaflanado
TH = Roscado
8 M = Paso normal
9 Biselado 45°
10 Paso de rosca
mm: paso x 100
pulgadas: N.º de roscas por pulgada
11 Tipo de rosca
VM = Perfil en V 60°
MM = Métrico de 60°
WH = Whitworth 55°
12 Profundidad de corte máx., CDX en mm

Mangos CoroMill® 327

327	–	12	B	15	S	C	–	06
1		2	3	4	5	6		7

1 Nombre del producto
2 Diámetro de mango, DCON
3 Tipo de mango
B = Weldon
4 Longitud de alcance
5 Materiales del mango
S = acero
E= metal duro integral
6 Refrigeración interior
7 Tamaño de acoplamiento

Clave de códigos para CoroMill® 328

Plaquita CoroMill 328

Achaflanado

328	R	13	–	110	45	–	GC
1	2	3		4	7		6

Roscado

328	R	13	–	150	VM	–	TH
1	2	3		8	9		6

Ranurado

328	R	13	–	110	01	–	GM
1	2	3		4	5		6

1 Nombre del producto
2 Plaquita a derecha
3 Tamaño de plaquita
4 Anchura de la plaquita
5 Radio ex. 02 = radio 0,2 mm (0,008 pulg.)
6 Geometría
GM = Ranurado
GC = Ranurado y achaflanado
TH = Roscado
7 Biselado 45°
8 Paso de rosca mm: paso x 100
9 Tipo de rosca VM = Perfil en V 60°

Fresas CoroMill® 328

328	–	039	B	25	–	13	M
1		2	3	4		5	6

1 Nombre del producto
2 Diámetro de corte, DC
3 Tipo de mango B = Weldon
Q = Eje
S = Agujero con chaveta
4 Diámetro del mango/acoplamientos (DCON)
5 Tamaño de plaquita
6 Paso

Clave de códigos para CoroMill® 325

Plaquitas

325	R	16	–	150	HA	F	01
1	2	3		4	5	6	7

1	Gama de productos
2	R = A derecha L = A izquierda
3	Tamaño de plaquita, mm
4	Paso, mm
5	Tipo de rosca HA = perfil HA HB = perfil HB
6	Rendimiento del filo F = filo agudo
7	Número de dientes

Fresas

325	–	12	AP	40	–	16	M
1		2	3	4		5	6

1	Gama de productos	
2	Diámetro DC mm	
3	Tipo de máquina / fabricante de husillo	
	A = Citizen	E = WTO
	B = Star	P = PCM
	C = Tsugami	Q = Jarvis
	D = Tornos	
4	Tamaño de montaje, mm	
5	Tamaño de plaquita, mm	
6	Paso normal	

Clave de códigos para CoroMill® 170

Fresa

S	–	170	–	12	–	350	Q	080	N	032	C
		1		2		3	4	5	6	7	8

1 Gama de productos

2 Módulo

3 Diámetro DC, mm

4 Montaje

Q = eje métrico
R = eje en pulgadas
J = eje en CIS

5 Tamaño de montaje

P. ej. 080 = 80 mm

6 N = Tipo neutro

7 Número de plaquitas

8 Diámetro de chaveta radial

A = 120 mm (4,724 pulgadas)
B = 130 mm (5,118 pulgadas)
C = 140 mm (5,512 pulgadas)
D = 170 mm (6,693 pulgadas)
E = 190 mm (7,480 pulgadas)

Plaquita

170	–	12	–	24	07	40	E	–	P	R	H	N
1		2		3	4	5	6		7	8	9	10

1 Gama de productos

2 Módulo

3 Tamaño de plaquita

20 = 20 mm (0,787 pulgadas)
24 = 24 mm (0,945 pulgadas)
28 = 28 mm (1,102 pulgadas)

4 espesor de la plaquita

07 = 7 mm (0,276 pulgadas)
08 = 8 mm (0,315 pulgadas)
10 = 10 mm (0,394 pulgadas)

5 Radio

P. ej. 40 = 4,0 mm

6 Rendimiento del filo

E = Mayor agudeza y precisión

7 Área de aplicación ISO principal

P = Acero

8 Tipo de plaquita

F = Plaquita de flanco
R = Plaquita raíz

9 Operación

L = Ligera
M = Mecanizado medio
H = Pesada

10 Geometría

N = Neutro

Clave de códigos para CoroMill® 176

Fresa

S	–	176	R	–	M	40	–	150	S	50	1	05
		1	2		3	4		5	6	7	8	9

1 Gama de productos

2 Orientación de la herramienta

R = A Derecha, L = A Izquierda

3 Tipo de perfil

M = Módulo, D = Paso diametral

4 Tamaño del perfil

40 = 4.0 mm (.157 pulg.)

5 Diámetro, D_c mm

6 Tipo de montaje

S = Agujero con chaveta
C = Coromant Capto®

7 Tamaño de montaje

50 = 50 mm (1.968 pulg.)

8 Número de entradas

9 Número de bobinados completos

05 = 5 bobinados

Plaquita

176	M	50	–	N	12	06	10	E	–	P	M
1	2	3		4	5	6	7	8		9	10

1 Gama de productos

2 Tipo de perfil

M = Módulo, D = Paso diametral

3 Tamaño del perfil

50 = 5.0 mm (.197 pulg.)

4 Geometría

N = Neutra, por ejemplo, tanto para herramientas a derecha como a izquierda.

5 Ancho de la plaquita

12 = 12 mm (.472 pulg.)

6 Grosor de plaquita

06 = 6 mm (.236 pulg.)

7 Radio de punta

10 = 1.0 mm (.039 pulg.)

8 Rendimiento del filo

E = Mayor agudeza y precisión

9 Área de aplicación ISO principal

P = Acero

10 Operación

L = Ligera
M = Mecanizado medio
H = Pesada

Clave de códigos para CoroMill® Plura

2	S	3	4	0	–	1200	–	200	–	M	A	1640
1	2	3	4	5		6		7	8	9	10	11

1 Serie

1: Versátil
2: Optimizada

2 Geometría frontal

S: Radio de punta recto, corte central

F: Radio de punta recto, sin corte central

P: Recta, corte central

N: Recta, sin corte central

B: Punta esférica

C: Herramientas para achaflanar

H: Fresa de alto avance

U: Radio de chaflán

T: Fresa para tornear

3 Ángulo helicoidal de la ranura

0: 0°<FHA≤15°
1: 15°<FHA≤25°
2: 25°<FHA≤35°
3: 35°<FHA≤45°
4: 45°<FHA≤55°
5: 55°<FHA≤65°

4 Longitud media de corte del tipo de herramienta (APMX/DC)

0: 0-0.5 x DC
1: 0.6-1.0 x DC
2: 1.1-1.5 x DC
3: 1.6-2.0 x DC
4: 2.1-2.5 x DC
5: 2.6-3.0 x DC
6: 3.1-3.5 x DC
7: 3.6-4.0 x DC
8: 4.1-5.0 x DC
9: > 5.0 x DC

5 Número consecutivo para diferenciar entre los códigos del tipo de herramienta

6 Diámetro de corte (DC) en 1/100.

P. ej., 1200 = 12.00 mm

7 Radio de punta, chaflán o radio de chaflán en 1/100.

P. ej., Radio de punta 200 = 2 mm.
P. ej., Chaflán 045 = 45°

8 Refrigerante

- Sin refrigerante
C: Refrigerante de salida radial
A: Refrigerante de salida axial

9 Material ISO principal

P: ISO P
K: ISO K
M: ISO M
S: ISO S
H: ISO H
N: ISO N
X: Multi

10 Mango

A: Cilíndrico
B: Weldon
C: Cilíndrica con cuello
D: Weldon con cuello
Y: iLock
F: iLock con cuello
G: Subdimensionado

11 Calidad

Clave de códigos para CoroMill® Plura

R	A	21	5	.	3	A	-	100	30	–	A	C	22	H
1	2	3	4		5	6	7	8	9	10	11	12	13	14

1 Dirección de rotación

R A derecha
L A izquierda

2 Sistema de medición

A Versión en pulgadas

3 Tipo de herramienta

21 Fresa para ranurar

4 Función de taladrado

5 Sin taladrar
6 Taladrado

6 Número de dientes

1-9 de 1 a 9 dientes
A-Z De 10 a 32 dientes

7 **Refrigerante**

C = Suministro de refrigerante interior
- = Suministro de refrigerante exterior

8 Diámetro de corte

Herramientas en pulgadas
Diámetro de corte DC in 1/64 pulg.

Ejemplo: 10 = 5/32 pulg

Herramientas métricas
Diámetro de corte DC en 1/10 mm.

Ejemplo: 100 = 10.0 mm

9 Ángulo de hélice

Grado de hélice redondeado a los 5 grados más próximos

12 Longitud del mango

S Mango de diseño corto
C Mango extra largo
K Longitud de mango > "C"
L Longitud de mango > "K"
X Longitud de mango > "L"
E Corto LF y LU
I Media LF, media LU
J Media LF, long. LU
O Long. LF, long. LU
P Long. LF, long LU

13 Profundidad máx. de corte, a_p

Herramientas en pulgadas
Longitud de corte en 1/16 pulg
Si DC < 1/8 en 1/64 pulg
Ejemplo: 09 = 9/16 pulg para DC 3/16 pulg

Herramientas métricas
Longitud de corte en mm
Si D_c o D_{c2} < 3mm en 1/10 mm
Example:07 = 7 mm for DC 6 mm70 = 7 mm for DC 2.5 mm

5 Diseño básico de la fresa para ranurar

0	Fresa para ranurar y achaflanar cóncava	**6**	Radio completo con forma esférica
1	Forma cuadrada con / sin chaflán del vértice, tolerancias estrechas a DC	**7**	Cónica
2	Forma cuadrada con radio de esquina	**8**	Fresa para ranurar y achaflanar de 45°
3	Forma cuadrada con/sin chaflán	**9**	Fresa para ranurar y achaflanar de 30°
4	Radio compelto (punta esférica), 6 o menos dientes	**H**	Fresa con alto avance
5	Fresa cónica punta de bola (6 o menos dientes)	**T**	Fresa de ranurar para torno-fresado

10 Radio de punta/Ángulo cónico

Radio de punta		**Ángulo cónico**
Herramientas métricas – Nº de radios	Herramientas en pulgadas – Nº de radios	Herramientas métricas – Sin radio/Ángulo
A <0.5 mm	A 1/64 pulg.	M 0.5°
B 0.5 mm	B 1/32 pulg.	N 1°
C 1.0 mm	C 3/64 pulg.	O 1.5°
D 1.5 mm	D 1/16 pulg.	P 2°
E 2.0 mm	E 5/64 pulg.	Q 2.5°
F 2.5 mm	F 3/32 pulg.	R 3°
etc.	etc.	S 3.5°
		T 4°
		etc.

11 Tipo de mango

A Cilíndrico

B Weldon

C Cilíndrica con cuello

E-J Cilíndrico con cuello (longitud del cuello/DC, mm)

E = 0.1 - 1.9 H = 6.0 - 7.9

F = 2.0 - 3.9 I = 8.0 - 9.9

G = 4.0 - 5.9 J = 10 - 11.9

Y = Cilíndrico con iLock

14 Tipo de geometría

	Filo de corte	**TW % de DC**	**Angulo de desprendimiento** γ°
K	Kordell	50-60	9°-12°
B	Rompevirutas	60	4°-7°
U	Kordell	<50	9°-12°
A	Recta	<45	12°-15°
P	Recta	45-55	9°-12°
N	Recta	56-65	9°-12°
L	Recta	66-75	4°-12°
G	Recta	50-75	-3°-3°
H	Recta	>75	<-3°
C	Buriladora de compresión		

TW = Diámetro del núcleo

Clave de códigos para cabezas de fresado intercambiables, CoroMill® 316

A	316	–	12	S	M	4	50	C	120	05	P
1	2		3	4	5	6	7	8	9	10	11

1 Sistema de medición
A = Versión en pulgadas

2 Nombre de la gama
Ejemplo: 316 = CoroMill® 316

3 Tamaño de acoplamiento
EH, tamaño de acoplamiento Ejemplo: 12 = E12

4 Diseño básico
S = Recto = 90° F = Recto sin corte en el centro B = Punta esférica C = Herramientas para achaflanar H = HFC (fresa de alto avance) U = Radio de chaflán

5 Longitud de cabeza
M = Medio

6 Número de filos
Ejemplo: ZEFP = 4

7 Ángulo de hélice
Grado de hélice redondeado a los 5 grados más próximos

8 Refrigerante
- Sin refrigerante
C Refrigerante de salida radial
A Refrigerante de salida axial

9 Diámetro de corte
Herramientas métricas Ejemplo: 120 = 12.0 mm Herramientas en pulgadas Ejemplo: 050 = 0.5 pulg.

10 Radio de punta
Herramientas métricas Ejemplo: 05 = RE 0.5 mm Herramientas en pulgadas Ejemplo: 04 = RE 0.4 mm (.015")

11 Geometría

Geometría	Ángulo de desprendimiento	Diámetro de núcleo	
P	9-12°	50%	
L	4-12°	70%	
G	-3-3°	70%	
K	9-12°	60%	Kordell
A	12-15°		

Clave de código para fresas de ranurar y roscar CoroMill® Plura

R	21	7	.	1	5	C	100	300	A	K	30	N
1	2	3		4	5	6	7	8	9	10	11	12

1 Dirección de rotación

R A derecha

2 Tipo de herramienta

21 Fresa para ranurar

3 Función

7 Fresado de roscas

4 Tipo de rosca

1= Rosca métrica/métrica fina interior

2= Rosca métrica/métrica fina exterior

3= Rosca interior UNC/UNF

4= UNC/UNF roscado exterior

5= NPT rosca interior

6= NPT roscado exterior

7= Rosca interior NPTF

8= NPTF roscado exterior

9= Rosca interior G

0= Rosca exterior G

5 Número de dientes

1-9 de 1 a 9 dientes

6 Suministro de fluido de corte

C Refrigeración interior

- Sin refrigerante interno

7 Diámetro de la herramienta

Diámetro de corte en 1/10 mm

8 Paso

Pasos de 1/10 mm

9 Tipo de mango

A Mango cilíndrico

B Mango Weldon

C Mango cilíndrico con chaflán

10 Longitud del mango

S Mango de diseño corto
C Mango extra largo
K Longitud de mango > "C"
L Longitud de mango > "K"
X Longitud de mango > "L"

11 Profundidad máx. de corte, a_p

Profundidad de corte en mm
(Si D_c o D_{c2} < 3 mm en 1/10 mm)

12 Tipo de geometría

N hélice de 10°, rosca interior con ángulo de desprendimiento 9-12°

H hélice 30°, rosca interior con ángulo de desprendimiento < 0°

P Ángulo helicoidal 15°, de desprendimiento 9-10°

S Ángulo helicoidal 15°, de desprendimiento 4-5°

Clave de código para herramientas completas de mandrinado

821D	–	125	T	C	16	–	C8
1		2	3	4	5		6

1 Gama de productos

820	=	CoroBore 820/820 XL
820L	=	CoroBore 820L XL
821	=	DuoBore 821
821D	=	DuoBore 821 antivibratoria
825	=	CoroBore 825/825 XL
825D	=	CoroBore 825/825 XL antivibratoria
825L	=	CoroBore 825L/825L XL
825 EH	=	CoroBore 825 EH
826	=	CoroBore 826 XL
826D	=	CoroBore 826 XL antivibratoria
826L	=	CoroBore 826L XL
825 SL	=	Ranurado frontal CoroBore 825 SL

2 Diámetro de mandrinado

Ø máx. = 125 mm

3 Forma de la plaquita

C		Rómbica
S		Cuadradas
T		Triangulares
R		Redondas

4 Tipo de plaquita

Ángulo de incidencia

C	
N	
P	

5 Tamaño de la plaquita

Tamaño de la plaquita = 12 mm

6 Tamaño del acoplamiento

Tamaño Coromant Capto®



Coromant Capto®

Tamaño de acoplamiento	DCON mm (pulg.)
C3	32 (1.260)
C4	40 (1.575)
C5	50 (1.969)
C6	63 (2.480)
C8	80 (3.150)
C10	100 (3.937)

Código de control para CoroDrill® 870

Cuerpo de broca

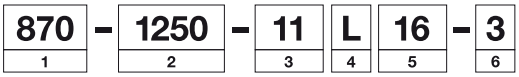

1 Gama de productos

2 Diámetro mínimo de la punta de la broca (mm) - DCN

3 Tamaño del adaptador de la punta

4 Tipo de mango
L = ISO 9766, LX = ISO 9766 pulg.

5 Diámetro de mango, DCON

6 Máx. profundidad del agujero (x D_c)

Punta de broca

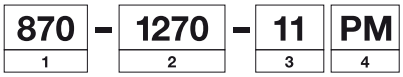

1 Gama de productos

2 Diámetro de la punta de la broca (mm) - DC

3 Tamaño del adaptador de la punta

4 Geometría
MM = ISO M, Mecanizado medio
PM = ISO P, Mecanizado medio
KM = ISO K, Mecanizado medio
GP = Materiales generales, Geometría de la guía

Códigos para portaherramientas

Portaplaquitas cilíndrico

A	E12	–	A	20	–	S	S	–	140
1	2		3	4		5	6		7

Portaherramientas Coromant Capto ®

C3	–	A	391.EH	–	10	035
8		1	9		10	7

Portaherramientas integral

392.45EH	–	40	–	10	–	056
9		11		10		7

1 Sistema de medición
A = Versión en pulgadas

2 Tamaño de acoplamiento
E12= EH, tamaño de acoplamiento

3 Tipo de mango
A = Cilíndrico

4 Diámetro de mango
Ejemplo: DCON = 20 mm

5 Tipo de mango
S = Recta C = Cónico

6 Material del mango
S = Acero E = Metal duro

7 Longitud de mango
Ejemplo: 140 = 140 mm

8 Tamaño de acoplamiento
C = Coromant Capto

9 Gama/tipo de portaherramientas
391.EH = Portaherramientas Coromant Capto® EH
392.140EH = ISO 7388.1
392.55EH = MAS-BT 403
A392.45EH = CAT V
392.410EH = Portaherramientas HSK, forma A/C
A392.R8EH = Portaherramientas Bridgeport
392.EREH = Portaherramientas ER integrado

10 Tamaño de acoplamiento
10 = Dimensiones del acoplamiento EH

11 Tamaño de cono
11 = Tamaño del cono para portaherramientas sólidos Coromant

Clave de códigos para mangos integrales Coromant

A	A	1	B	05	–	50	32	060
1	2	3	4	5		6	7	8

1 Versión en pulgadas

2 Refrigerante por el centro

3 Tipo de husillo

1=ISO 7388/1 (DIN 69871)
2= MAS-BT
3= CAT brida en V

4 Opciones

B= Refrigerante a través de la brida
F= Montaje con brida
X= Muy corto

5 Tipo de mango

05 = Mango para fresa de planear
14= Portapinzas ER
20=Mango para fresa de ranurar, tipo Weldon
27= Portabrocas para agujero corto, mango ISO 9766

6 Tamaño de cono 30, 40, 50

7 Tamaño de agujero o guía, $DCON_{WS}$

mm (pulgadas)

09 (0.375)	19 (0.750)	38 (1.500)
13 (0.500)	25 (1.000)	51 (2.000)
16 (0.625)	32 (1.250)	63 (2.500)

8 Longitud de programación, mm

060 = 60 mm

Clave de código para CoroChuck™ 930

930	–	HA	10	–	S	–	20	–	068
1		2	3		4		5		6

1	Gama de productos
	portapinzas hidráulico 930

2	Diseño de la máquina
C	Coromant Capto®
HA	HSK A
HE	HSK E
I	ISO
IB	ISO BIG-PLUS®
V	CAT-V
VB	CAT-V BIG-PLUS®
B	MAS-BT
BB	MAS-BT BIG-PLUS®

3	Tamaño de acoplamiento
	Coromant Capto® : C3, C4, C5, C6, C8, C10 HSK: HA04, HA05, HA06, HA08 HA10,HA12 Cono: BB30, BB40, BB50,I30, I40, I50, V40, V50

4	Versión 930
HD	Versión para mecanizado pesado
S	Versión delgada
P	Versión tipo lápiz

5	Diámetro del tamaño del agujero
20	= 20 mm

6	Longitud de programación
068	= 68 mm

Clave de códigos para CoroChuck™ 970

970	–	HA	10	–	20	–	115
1		2	3		4		5

1	Gama de productos
	Adaptador portapinzas para roscado con macho 970

2	Diseño de la máquina
C	Coromant Capto®
CY	Cilíndrico
HA	HSK A
I	ISO
V	CAT V
B	MAS-BT
WE	Weldon

3	Tamaño de acoplamiento
	Coromant Capto® : C3, C4, C5, C6, C8, C10 HSK: HA04, HA05, HA06, HA08 HA10,HA12 Cono: BB30, BB40, BB50,I30, I40, I50, V40, V50

4	Diámetro del tamaño del agujero
20	= 20 mm

5	Longitud de programación
115	= 115 mm

Clave de códigos para machos

T200	–	S	D	100	D	A	–	M3
1		2	3	4	5	6		7

1 Gama del producto

2 Material ISO

P = Acero
M = Acero inoxidable
K = Fundición de hierro
S = Superaleaciones termorresistentes

H = Material templado

N = Material no férreo

X = Material cruzado

3 Nivel del material

E = Fácil
M = Medio
D = Difícil

4 Número

1 0 0

N.º diferente para:
mango reforzado o recto
chaflanes diferentes, herramienta, refrigerante, etc.

5 Estándar

D = DIN
A = ANSI & DIN/ANSI
J = JIS
I = ISO

6 Forma de la rosca

A = M
B = MF
C = MJ
D = UN
E = UNC
F = UNF
G = UNEF
H = UNJC
I = UNJF
J = UNS
K = G
L = NPT
M = NPTF
N = NPSF
O = NPSM
P = EGM
Q = EGMF
R = EGUNC
S = EGUNF
T = PG
U = R
V = Rc
X = Rp
Y = BA

7 Dimensión

Paso, únicamente si es necesario, como en MF.

M3
M10x125 (Tamaño del paso sin decimales)

CNSC

Código del tipo de entrada de refrigerante

Código	Descripción	Imagen
0	Sin refrigerante	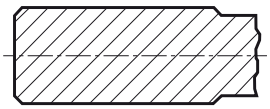
1	Entrada concéntrica axial	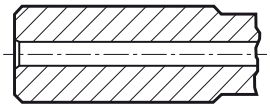
2	Entrada radial	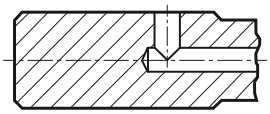
3	Entrada concéntrica axial y entrada radial	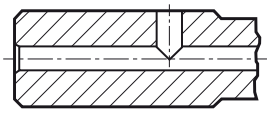
4	Entrada concéntrica axial en círculo	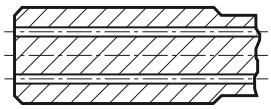
5	Entrada radial antes del adaptador	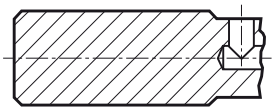
6	Descentralizada sobre la brida	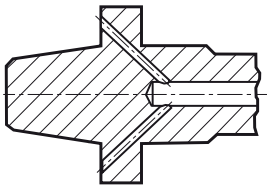
7	Descentralizada sobre la brida y axial	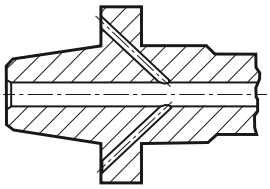
8	Descentralizada sobre las ranuras del mango	

CXSC

Código del tipo de salida de refrigerante

Código	Descripción	Imagen
0	Sin salida de refrigerante	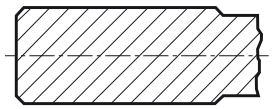
1	Salida concéntrica axial	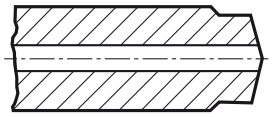
2	Salida radial	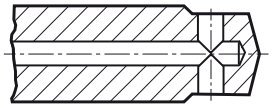
3	Salida inclinada axial	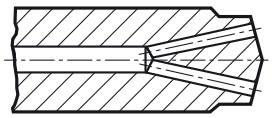
4	Concéntrica axial en círculo	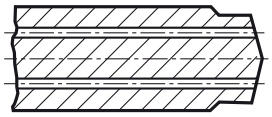
5	Salida inclinada axial con boquilla, ajustable	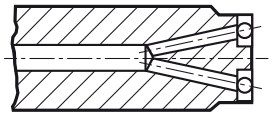
6	Salida descentralizada con boquilla, ajustable	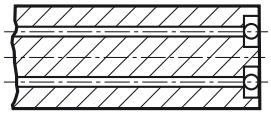
7	Descentralizada sobre las ranuras del mango	
8	Salida axial o descentralizada con boquilla, ajustable	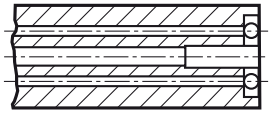

Código	Página
161..Cx	J276
161..Qxx	J277
162..Qxx	J278
170..E-P	J272-273
176M..-PM	J274
1B23x-XA	J443-445
1B240-XA	J446
1C050-XA/B	J455
1P220-XA	J384
1P220-XB	J385
1P221-XA	J390
1P221-XB	J391
1P222-XA	J398
1P222-XB	J399
1P230-XA	J386
1P230-XB	J387
1P231-XA	J392
1P231-XB	J393
1P240-XA	J400
1P240-XB	J401
1P250-XA	J388
1P250-XB	J389
1P251-XA	J394
1P251-XB	J395
1P260-XA	J396
1P260-XB	J397
1P330-XA	J402
1P330-XB	J403
1P340-XB	J407
1P341-XA	J404
1P341-XB	J405
1P3x0-XA	J406
1U000-XA	J457
260	P46
2B230-NA	J428
2B320-NG	J427
2B330-NC	J425
2N012-COA	J360
2P12x-NC	J342-344
2P123-NG	J345
2P1x0-NA	J346-347
2P210-NC	J353
2P21x-PC	J379-380
2P23x-NA	J348, J351-352
2P340-PA	J324
2P340-PB	J325
2P341-MA	J326
2P360-PA	J328
2P460-NA	J359
2S220-NC	J349
2S221-NG	J350
2S340-MA	J327
316..BM	J447-448
316..CM	J458-459
316..FM	J417-418
316..HM	J452-453
316..SM	J408, J410, J412, J414-416
316..UM	J460
325..-16M	J245-246
326..VM-TH	J472
326-CH	J456
327..TH	J248-251
327-CH	J271
327-Erxx	O169
327-GC	J265
327-GM	J260-263
327-RM	J264
327-xxB	O161
328..Bxx	J255
328..TH	J247
328..Qxx	J254
328..Sxx	J256
328..TH	J247
328-G	J252-253
329..Qxx	J258
329..Sxx	J259
345..Axx	J49
345..Cx	J45
345..Qxx	J46
345N	J44
345R/L	J43
357..Qxx	J60
357N/R	J59
360..Qxx	J62, J65
360R/L	J61
390.140	O104
390.272	O104
390.410	O68
390.558	O88
390.58	O121
391.60A-OZ	P33
391.68	M52-58
392.14019Y	O112
392.140277	O109
392.140EH	O101
392.272277	O109
392.41005	O64
392.41005C	O63
392.41005CD	O67
392.41014	O76
392.41019Y	O75
392.41020	O69
392.41027	O71
392.410277	O72
392.41037	M94, M96
392.41050	O78
392.410EH	O61-62
392.410XL	M140
392.4519Y	O147
392.45520	O140
392.54005C	O80
392.54014	O84
392.54023	O81
392.5519Y	O130
392.55277	O127
392.55505C	O87
392.55514	O92
392.55523	O89
392.55805C	O87
392.55823	O89
392.55EH	O117
392.58277	O127
392.64xXL	M141, M143
392.ER327	O169
392.EREH	O168
392.R8.05	O166
393.03-SE	P36-38
393.03-SES	P39-40
393.14	P23-27
393.14..D	P28-29
393.140C	P11
393.14-xx	O159
393.15	P20-21
393.2060	O164
393.277	P41
393.37A	M97
393.45	P12
393.55	P11
393.CG	P16-17
393.CGP	P19
393.CGS	P14
416.2-L	K61
419..Axx	J70
419..Cx	J68
419..Qxx	J69
419N/R	J67
435.B..A1-XF	N15-16
435.T..A1-XF	N17-18
452.1-C	K163
452.1-CM	K162
452.4-CM	K161
452.C1-C	K165
452.R-C	K164
452.R-CM	K164
460.1..A0-XM	K127-132
460.1..A1-XM	K118-126
490..Axx	J106
490..Bxx	J108
490..Cx	J100-101
490..EH	J110
490..HAxx	J111
490..Qxx	J103
490R/L	J97-99
495..Axx	J268
495..Cx	J267
495..EHxx	J270
495	J266
5549	M59
5623010	M60
5692	P10
600..Axx	J229
600	J227
600..Qxx	J228
690..Cx	J145
690	J144
690..HAxx	J148
690..Qxx	J147
820..CC-Cx	M26-28
820..CN	M70, M74
820..CN-Cx	M63
820..RC-Cx	M65
820..SC-Cx	M29-30
820..SN	M71, M75
820..SN-Cx	M64
820..SP	M69, M73
820..SP-Cx	M62
820..TC	M68, M72
820..TC-Cx	M61
820L..CN	M67
820L..TC	M66
821..CC-Cx	M43
821..RC-Cx	M47
821..SC-Cx	M46
821..TC-Cx	M44-45
821D..CC-Cx	M48
821D..TC-Cx	M49
825..SL	M135-136
825..SL-Cx	M133-134
825..TC	M112, M114
825..TC..EH	M99
825..TC-Axx	M98
825..TC-Cx	M100-M101, M104
825D..TC-Cx	M103-110
825L..TC	M106
825L..TC..-Cx	M102, M108
826..TC	M113-115
826..TC-Cx	M105
826D..TC-Cx	M111
826L..TC	M107
826L..TC..-Cx	M109
830	N5-6
835.B..A1-MF	N11-12
835.B..A1-PF	N7-8
835.T..A1-MF	N13-14
835.T..A1-PF	N9-10
854.1	K106
860.1..A0	K82-86
860.1..A1	K73-81
860.1..A1-MM	K87-96
860.1..A1-NM	K97-101
860.2..A1	K107-109
861.1..A1-GM	K111-115
861.1..A1-GP	K110
862.1..A1-GM	K116-117
870..L-x	K34-35
870..LX-x	K36-37
870-GP	K30-33
870-KM	K26-29
870-MM	K22-25
870-PM	K18-21
880..C	K38
880..Cx	K40-44
880..L	K48-52
880..P	K39
880-D..Lxx	K58
880-D..LXxx	K60
880-D..Vxx	K59
881..C	K62
881..Cx	K63-64
881..Lxx	K65-66
881..P	K62
930-BBxx	O90-91
930-Bxx	O128-129
930-Cx	O43-45
930-HAxx	O73-74
930-Ibxx	O82-83
930-Ixx	O110-111
930-VBxx	O97-98
930-Vxx	O145-146
970-Bxx	O133
970-CYxx	O160
970-HAxx	O77
970-Ixx	O114
970-Vxx	O149
970-WExx	O163
A	
A..R825	M118

Código	Página
A1B05	O102
A1B08	O103
A1B14	O113
A1B20	O105-106
A1B27	O108
A1F05	O102
A1X20	O107
A205	O118
A208	O120
A214	O131
A227	O126
A260	P46
A2B05	O118
A2B08	O120
A2B14	O131-132
A2B20	O122-123
A2B27	O126
A2F05	O118
A2X20	O124
A316..BM	J447-448
A316..CM	J458-459
A316..FM	J419
A316..HM	J452-453
A316..SM	J409, J411, J413, J416
A316..UM	J460
A326..VM-TH	J472
A326-CH	J456
A327-xxB	O162
A328..Bxx	J255
A328..Qxx	J254
A329..Rxx	J258
A329..Txx	J259
A345..Jxx	J48
A345..Mxx	J50
A345..Rxx	J47
A34-R825C	M130
A34-R826C	M130
A357..Jxx	J60
A357..Rxx	J60
A35-RXLS	M79, M128
A360..Jxx	J64, J66
A360..Rxx	J63, J65
A390.45	O139
A392.41005	O66
A392.41005C	O65
A392.41005CD	O67
A392.41020	O70
A392.45277	O144
A392.45EH	O136
A392.54505C	O95
A392.54514	O99
A392.54523	O96
A392.64..XL	M142-143
A392.R8.05	O166
A392.R8EH	O165
A393.14	P30
A393.14-xx	O159
A393.15	P22
A393.277	P41
A393.CG	P18
A393.CGS	P15
A3B27	O143
A40-NXLA35	M78, M127
A40-R822XLS17	M77, M126
A40-RXLS24	M78, M127
A416.2-LX	K61
A419..Cx	J68
A419..Oxx	J70
A419..Rxx	J69
A490..Cx	J102
A490..EH	J110
A490..Jxx	J105
A490..Mxx	J109
A490..Oxx	J107
A490..Rxx	J104
A495..Mxx	J269
A690..Cx	J146
A690..HAxx	J148
A690..Rxx	J147
A880..Cx	K45-47
A880..LXxx	K53-55
A880..Pxx	K56-57
A881..LXxx	K67
A881..Pxx	K68
AA205	O119
AA220	O125
AA2B05	O119
AA2B20	O125
AA3B05	O137
AA3B10	O138
AA3B14	O148
AA3B20	O141-142
AA3B27	O143
AEHxx-Axx.x-SH	O156
AExx-Axx..CE	O158
AExx-Axx..CS	O158
AExx-Axx..SS	O155
AExx-Axx-SE	O156
APMT	J232
C	
Cx-390.00	O150
Cx-390.140	O100
Cx-390.34705	O152
Cx-390.410	O58-59
Cx-390.419	O60
Cx-390.540	O79
Cx-390.55	O115
Cx-390.555	O85
Cx-390.562	O86
Cx-390.58	O115
Cx-390.605	O116
Cx-390.612	O60
Cx-390B.140	O100
Cx-390B.540	O79
Cx-390B.55	O115
Cx-390B.555/558	O85
Cx-390B.58	O115
Cx-391.01	O14
Cx-391.01-Vxx	O34
Cx-391.02	O15-16
Cx-391.02CCH	O16
Cx-391.05	O25
Cx-391.05C	O23-24
Cx-391.05CD	O29
Cx-391.06	O30
Cx-391.10	O32
Cx-391.14	O50-52
Cx-391.19	O46-48
Cx-391.19Y	O49
Cx-391.20 (14)	O35-36
Cx-391.23	O41
Cx-391.27	O39
Cx-391.277	O40
Cx-391.32	O53
Cx-391.327	O42
Cx-391.37A/B	M93, M95
Cx-391.50	O57
Cx-391.60	O55
Cx-391.60B (MC)	O56
Cx-391.61	O55
Cx-391.68A	M50
Cx-391.69A	M51
Cx-391.EH	O17-20
Cx-391.XL	M139
Cx-A390.00	O151
Cx-A390.4x	O134-135
Cx-A390.54x	O93-94
Cx-A390B.45	O134
Cx-A391.05	O28
Cx-A391.05C	O26-27
Cx-A391.05CD	O31
Cx-A391.10	O33
Cx-A391.19	O47
Cx-A391.20 (14)	O37-38
Cx-A391.23	O41
Cx-A391.EH	O21-22
Cx-R820	M31
Cx-R822XL	M76, M123
Cx-R824XS	M86
Cx-R825..AA	M116-117
Cx-R825..FA	M122
Cx-R825C-LA	M121
Cx-R825XL..A	M123
Cx-R825XL..F	M125
Cx-R825XLS17	M124
CXS..TC	M85
E	
E000	L85
E001	L86
E002	L168
E003	L169
E005	L87
E006	L88
E007	L170
E008	L171
E010	L96-97
E011	L98-99
E012	L180
E013	L181
E015	L100
E016	L101
E017	L182
E018	L183
E020	L112
E021	L113
E022	L193
E023	L194
E025	L114
E026	L115-116
E027	L195
E028	L196
E030	L127
E031	L128
E032	L205
E033	L206
E035	L129
E036	L130
E037	L207
E038	L208
E045	L72
E046	L73
E047	L144
E048	L145
E049	L66
E050	L138
E051	L139
E053	L36
E054	L47
E055	L106
E056	L188
E057	L103
E058	L185
E059	L50
E060	L120
E064	L238
E069	L189
E074	L241
E079	L201
E080	L216
E085	L146
E090	L227
E091	L228
E094	L232
E095	L200
E096	L229
E097	L230
E099	L231
E195	L161
E207	L157
E212	L159
E245	L162
E258	L158
E263	L160
E301	L217
E302	L218
E305	L222
E306	L219
E308	L220
E309	L223
E310	L224
E313	L215
E314	L132
E315	L221
E316	L133
E317	L234
E323	L243
E324	L60
E326	L61
E344	L68
E345	L69
E346	L141
E347	L142
E352	L41
E353	L42
E354	L150
E355	L151

Código	Página
E358	L75
E359	L76
E360	L154
E361	L155
E362	L209
E363	L176
E364	L93
E367	L177
E404	L143
E416	L59
E446	L29
E447	L30
E448	L77
E449	L78
E450	L152
E451	L153
E454	L70
E455	L71
E462	L32
E463	L33
E523	L236
E530	L240
E596	L237
E615	L167
E616	L84
E735	L212
E736	L211
E737	L214
E738	L213
E821	L57
E822	L54
E823	L58
E825	L38
E827	L40
E830	L51
E831	L55
E832	L53
E833	L56
E835	L37
E836	L48
E837	L39
E838	L49
E839	L52
E852	L74
E854	L62
E855	L89
E856	L79
E862	L147
E864	L134
E865	L172
E866	L156
E872	L107
E873	L121
E874	L102
E875	L117
E876	L108
E877	L122
E882	L190
E883	L202
E884	L184
E885	L197
E886	L191
E887	L203
E890	L233
E891	L235
E892	L239
E893	L242
EH-ER	O167
EHxx-Axx.x-SH	O154
EHxx-R824XS	M87
EHxx-R825A-AA	M119
EP03P	L63-64
EP03PA	L67
EP09P	L65
EP13P	L90-91
EP13PA	L92
EP23PA	L105
EP29PA	L104
EP33PA	L118
EP39PA	L119
ES03K	L31
ES09K	L34
ES13K	L45
EX03P	L135-136
EX03PA	L140
EX09P	L137
EX13P	L173-174
EX13PA	L175
EX23PA	L186
EX29PA	L187
EX33PA	L198
EX39PA	L199
Exx-Axx-CE	O157
Exx-Axx-CS	O157
Exx-Axx-SE	O154
Exx-Axx-SS	O153
H	
HAxx-R825	M120
HCx	K160
HNEF	J83
HNGX-KM	J96
HNMF-KH	J83
L	
LCMX	K69
LDHT	J168
LEHT	J168
LEHW	J168
M	
M..Cx-390	J279
MAPL	J275
N	
N123..CM	J257
N123..TF	J257
N260.8	J88
N331.1A	J170-172
N331.1D	J174
N331.32..Sxx	J175
N331.32..Sxx.. MQ	J177
N331.32..Txx	J176
N331.32..Txx.. MQ	J178
N331.35..Sxx	J185
N331.52..Sxx	J198
N331.52..Txx	J198
N365..E	J78
N365	J77
R	
R/L148C	M137
R/L148D	M138
R/L260.3	J86
R/L260.31	J87
R/L260.8..Qxx	J89
R/L260.82	J91
R/L262.4	J166
R/L262.42	J167
R/L331.1A	J173
R/L331.52..Sxx	J188
R/L331.52..Txx	J189
R/L365..Cx	J79
R/L365	J77
R/L365..Qxx	J80, J82
R/L590	J149-151
R/LA260.8..Rxx	J90
R/LA365..Cx	J79
R/LA365..Jxx	J81
R/LA365..Rxx	J80, J82
R200..Axx	J225
R200..Qxx	J222
R210..Axx	J74
R210..Cx	J72
R210	J71
R210..Qxx	J73
R210..Txx	J76
R215..Cx	J169
R215.2x	J374
R215.34C	J335
R215.3x	J371, J375, J377
R215.Hx	J449-451
R216..Axx	J234
R216..Bxx	J235
R216..Cx	J233
R216..EH	J238
R216	J230
R216..Mxx	J236
R216..Txx	J239
R216.22	J354
R216.24	J355
R216.2x..50CC..P	J329
R216.2x..AJ..G	J356
R216.2x..AK..H	J339
R216.2x..AK..P	J330
R216.2x..AP..G	J358
R216.2x..BC..P	J332
R216.2x..CK/L..P	J336
R216.2x..YK..P	J337
R216.2x..YL..P	J338
R216.3x..30-AE..G	J381
R216.3x..30-AI..G	J382
R216.3x..30-AJ..G	J383
R216.3x..30-BC..B	J368
R216.3x..30-BS..K	J361
R216.3x..40-AC..U	J369
R216.3x..40-AJ..U	J370
R216.3x..40-BC..K	J362
R216.3x..45-BC..K	J367
R216.3x..50-AK..H	J340
R216.3x..50-AK..P	J331
R216.3x..50-BC..P	J333
R216.3x..60-AC..L	J372
R216.3x..CC/K..K	J365
R216.3x..YC..K	J366
R216.3xC..40-DC..K	J364
R216.3xC..40-DS..K	J363
R216.42	J420-421, J435-436
R216.44	J434
R216.4x	J422-424, J426, J429-430, J432, J437
R216.52/3	J438
R216.54	J439
R216.62	J440
R216.64	J441
R216.Tx	J454
R216F..Axx	J241
R216F	J240
R217.1x	J461-466
R217.3x	J467-469
R217.xx	J470-471
R245..Axx	J57
R245	J51-53, J244
R245..Qxx	J54
R300..Axx	J209-210
R300..Bxx	J211
R300..Cx	J205
R300..EH	J213-214
R300	J200-204
R300..Qxx	J207
R300..Txx	J215-216
R331.32..Axx	J183
R331.32..Mxx	J184
R331.32..Qxx	J179
R331.32..Qxx..MQ	J181
R331.32..Rxx	J180
R331.32..Rxx..MQ	J182
R331.35..Axx	J186
R331.35..Mxx	J187
R331.52..Axx	J192, J196
R331.52..Mxx	J193, J197
R331.52..Qxx	J190, J194, J199
R331.52..Rxx	J191, J195, J199
R390..Axx	J132, J134
R390..Bxx	J135
R390..Cx	J120-123
R390..EH	J138
R390	J112-119
R390..Qxx	J125-126, 130
R390..Txx	J140
R390D..Axx	J143
R390D..Cx	J142
R411.5	K156-157, 159
R416.22	K70
R416.7	K72
R429.90	M92
R429U	M88-M92
R590..Cx	J152
R590..HAxx	J156
R590	J150
R590..Qxx	J153
R790..Axx	J162
R790..Cx	J159
R790..HAxx	J164
R790	J157-158
R790..Qxx	J161
R820	M41-42
R820..DC/S	M34, M37, M40

Código	Página
R820..SC/S	M32-33, M35-36, M38-39
R825..AF	M131
R840..A0A	K143-148
R840..A1A	K133-141
R840..W0A	K153-154
R840..W1A	K149-152
R840..A0B	K142
R841..A1A	K155
R846..A1A	K102-105
RA200..Jxx	J224
RA200..MNxx	J226
RA200..Rxx	J223
RA210..Cx	J72
RA210..Jxx	J73
RA210..Mxx	J75
RA210..Oxx	J74
RA210..Rxx	J73
RA215..Cx	J169
RA215.2x	J373, J376, J378
RA216..Cx	J233
RA216..EH	J238
RA216	J231
RA216..Mxx	J237
RA216..Oxx	J234
RA216..Txx	J239
RA216.2x	J334, J341, J357
RA216.4x	J431, J433
RA216.6x	J442
RA216F	J240
RA216F..O	J242
RA245..Jxx	J56
RA245..MNxx	J58
RA245..Rxx	J55
RA300..Cx	J206
RA300..EH	J213
RA300..Mxx	J211-212
RA300..Oxx	J209-210
RA300..Rxx	J208
RA300..Txx	J215
RA390..Cx	J124
RA390..EH	J139
RA390..Jxx	J129
RA390..Mxx	J136-137
RA390..Oxx	J133
RA390..Rxx	J127-128, J131
RA390..Txx	J141
RA411.5	K158
RA590..Jxx	J155
RA590..Rxx	J154
RA790..Cx	J160
RA790..HAxx	J164
RA790..Mxx	J163
RA790..Oxx	J162
RA790..Rxx	J161
RCxT	J217-J221
RSYMTAP	O54

S

S..825-CW	M132
S12-R820..D	M82-83
S12-R820..S	M81-84
Sxx-820XL	M80,M129
S-60..Qxx	J84
SBEN	J165
SBEX-11	J165
SEER-WL	J92
SEKN	J92
SEKR	J92
SEMN	J92
SNKN	J93
SPEX	J93
SPKN	J93
SPKR	J93
Sxx-825XL	M129
Sxx-825XL-CW	M132

T

T100	L44
T101	L35
T105	L148
T106	L149
T110	L43
T115	L225
T116	L226
T120	L46
T200-SD..AE	L109
T200-SD..AF	L123
T200-SD..AH	L110
T200-SD..AI	L124
T200-SD..DA	L80
T200-XM..DA-M	L81-83
T200-XM..DB-MF	L94-95
T200-XM..DE	L111
T200-XM..DF	L125-126
T200-XM..DK	L131
T300-XM..DA-M	L163-166
T300-XM..DB-MF	L178-179
T300-XM..DE	L192
T300-XM..DF	L204
T300-XM..DK	L210
TNCN..AN	J85
TNEF	J85
TNEN..AN	J85
TNHF-CA	J85
TPKN..PPR/L	J94
TPKR-WH	J94

W

WCMX	K69, K71